

ATMOSPHERIC SCIENCE

The Archean atmosphere

David C. Catling^{1*} and Kevin J. Zahnle²

The atmosphere of the Archean eon—one-third of Earth's history—is important for understanding the evolution of our planet and Earth-like exoplanets. New geological proxies combined with models constrain atmospheric composition. They imply surface O₂ levels <10⁻⁶ times present, N₂ levels that were similar to today or possibly a few times lower, and CO₂ and CH₄ levels ranging ~10 to 2500 and 10² to 10⁴ times modern amounts, respectively. The greenhouse gas concentrations were sufficient to offset a fainter Sun. Climate moderation by the carbon cycle suggests average surface temperatures between 0° and 40°C, consistent with occasional glaciations. Isotopic mass fractionation of atmospheric xenon through the Archean until atmospheric oxygenation is best explained by drag of xenon ions by hydrogen escaping rapidly into space. These data imply that substantial loss of hydrogen oxidized the Earth. Despite these advances, detailed understanding of the coevolving solid Earth, biosphere, and atmosphere remains elusive, however.

INTRODUCTION: BACKGROUND TO ARCHEAN EARTH

The environment of the Archean eon from 4 to 2.5 billion years (Ga) ago has to be understood to appreciate biological, geological, and atmospheric evolution on our planet and Earth-like exoplanets (Fig. 1) [e.g., (1, 2)]. Its most distinguishing characteristic was negligible O₂, unlike today's air, which contains, by dry volume, 21% O₂, 78% N₂, 0.9% Ar, and 0.1% other gases. With its radically different atmosphere and lack of macroscopic, multicellular life, the Archean world was alien. However, at that time, the beginnings of modern Earth emerged. For example, cyanobacteria probably evolved [e.g., (3)] during this period, and these oxygenic photoautotrophs eventually oxygenated the air, setting the stage for later, complex life, including us (4).

The earliest well-preserved sedimentary and volcanic rocks are Archean and provide insights into atmospheric composition, climate, and life. These perspectives are unavailable for the Hadean eon from ~4.6 to 4 Ga ago, which generally lacks these rocks. For context, the Archean precedes the Proterozoic eon of 2.5 Ga to 541 ± 1 million years (Ma) ago, and Archean eras provide a timeline for our discussion: the Eoarchean (4 to 3.6 Ga ago), Paleoarchean (3.6 to 3.2 Ga ago), Mesoproterozoic (3.2 to 2.8 Ga ago), and Neoproterozoic (2.8 to 2.5 Ga ago).

The Archean was originally conceived to span the time from after the origin of life to the advent of free O₂ (5). While the origin of life dates back to before 3.5 to 3.8 Ga ago or earlier [e.g., (6)], newer information puts atmospheric oxygenation after ~2.4 Ga ago, inside the Proterozoic. Here, considering the Archean in the older sense, the origin of life falls outside this Review, while the story of oxygen's rise falls within.

Data about the Archean atmosphere come from how individual gases, or the air as a whole, affected chemical and physical phenomena (e.g., the composition of aerosols, chemical reactions in soils, raindrop terminal velocity, isotopic fractionations, etc.) that were recorded in rocks. So, after a brief discussion of the Hadean, we review what the Archean atmosphere was made of. However, because of limited proxy data, major uncertainties remain about the exact levels of atmospheric gases over time.

Our discussion also considers evidence for early life and its possible global influence. We assume that metabolically useful gases would have

been consumed, while waste gases would have been excreted, as they are today.

Oxygenic photosynthesis produced the most impactful waste gas. The O₂ from cyanobacterial ancestors flooded the atmosphere rapidly at a time between 2.4 and 2.3 Ga, with the transition marked in the rocks by the sudden disappearance of mass-independent fractionation (MIF) of sulfur isotopes (discussed in detail later) (7, 8). The Great Oxidation Event (GOE) thus began, which ended ~2.1 to 2.0 Ga ago (9, 10). Although this switch to an oxygenated atmosphere and shallow ocean occurred in the Paleoproterozoic era (2.5 to 1.6 Ga ago), the weakly reducing atmosphere that was eliminated typified the Archean [e.g., (11)]. Here, “weakly reducing” means minor levels of reducing gases, such as CO, H₂, and CH₄, in an anoxic atmosphere of bulk oxidized gases, CO₂ and N₂. A major outstanding question concerns how trends of biological and geological evolution relate to the GOE.

Atmospheric composition, in turn, affected Archean climate. At 4 Ga ago, solar luminosity was 25 to 30% lower than today (12, 13), but Archean Earth was not persistently frozen because abundant evidence shows an active hydrological cycle. Liquid water under a fainter Sun likely implies more abundant greenhouse gases than today (14, 15). We review what the gases were and their levels.

In addition to a gradual increase in solar luminosity, slow changes in the solid Earth over time provided boundary conditions for atmospheric evolution. On geological time scales, volcanic and metamorphic gases replenish atmospheric volatiles that escape to space or are chemically sequestered into solid materials.

We will not attempt to resolve controversies over how much solid Earth evolution drove atmospheric evolution. Consequently, we omit the large topic of how Earth's outgassing history depended on debated tectonic and geological evolution models.

A BRIEF OVERVIEW OF THE ENVIRONMENT BEFORE THE ARCHEAN

The composition of the Hadean atmosphere is obscured by a lack of well-preserved rocks, but analysis of zircons—crystals of zirconium silicate (ZrSiO₄)—suggests that continents, oceans, and perhaps life all originated in the Hadean (16). Zircons are tiny (<0.5 mm) durable pieces of continental crust. Elevated ¹⁸O/¹⁶O in 4.3-Ga-old zircons was possibly inherited from ¹⁸O-enriched, weathered surface rocks that were later buried and melted, which implies the presence of surficial liquid water and even land (17, 18). In addition, graphite inside a 4.1-Ga-old zircon

Copyright © 2020
The Authors, some
rights reserved;
exclusive licensee
American Association
for the Advancement
of Science. No claim to
original U.S. Government
Works. Distributed
under a Creative
Commons Attribution
License 4.0 (CC BY).

¹Department of Earth and Space Sciences and cross-campus Astrobiology Program, Box 351310, University of Washington, Seattle, WA 98195, USA. ²Space Sciences Division, NASA Ames Research Center, MS 245-3, Moffett Field, CA 94035, USA.

*Corresponding author. Email: dcatling@uw.edu

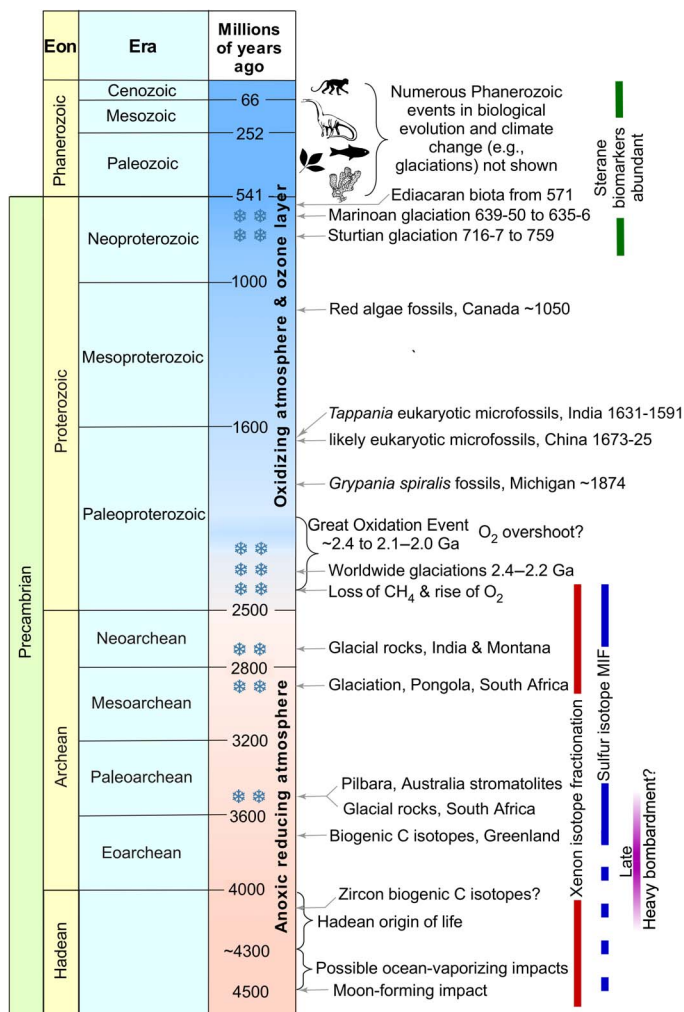


Fig. 1. Precambrian events and atmospheric change. For biological evolutionary dates, see (6). For a description of other events, see (64) and references therein.

has a biogenic-like $\delta^{13}\text{C}$ of -24 per mil (‰) (19), although lack of context means that an abiotic origin cannot be eliminated. [Here, $\delta^{13}\text{C}$ is the $^{13}\text{C}/^{12}\text{C}$ ratio of a sample in parts per thousand (‰) relative to a standard reference material: $\delta^{13}\text{C} = 1000 \times [(^{13}\text{C}/^{12}\text{C})_{\text{sample}} / (^{13}\text{C}/^{12}\text{C})_{\text{standard}} - 1]$].

Impact bombardment would have affected Hadean and subsequent Archean environments. The lunar record implies a decay of terrestrial impact bombardment extending into the Archean (20, 21). The estimated median age of the last impact big enough to vaporize the entire ocean is ~ 4.3 Ga ago (22), which provides a crude upper age limit on the origin of life. An origin of life during the period ~ 4.3 to 4.0 Ga ago is consistent with phylogenetic inferences [e.g., (23)]. Later, the Late Heavy Bombardment (LHB) is a hypothesized interval of enhanced bombardment superposed on the general decline, which occurred between 4.2 and 4.0 to ~ 3.5 Ga ago, based on the ages of lunar rocks and meteorite shocks (24), although many dispute that the LHB was a discrete event (25). Regardless, an LHB would likely not sterilize Earth (26); any microbial life would have rebounded (27).

The mantle contains excess highly siderophile elements (HSEs) relative to concentrations expected after Earth's iron core formed, which removed HSEs. Similarities of isotopes and relative proportions of these HSEs to those in enstatite chondrite and achondrite meteorites suggest

that this highly reducing meteoritic material was delivered late in Earth's accretion (28). Thus, carbon and nitrogen were supplied in graphite and nitrides. Therefore, the Hadean atmosphere and mantle were probably initially highly reducing, before subsequent oxidation either by hydrogen escape (29) or disproportionation of mantle FeO accompanied by Fe loss to the core (30, 31). In any case, iron-cored impactors would reduce seawater to hydrogen and create transient, highly reducing atmospheres that may have been important for the origin of life (32, 33).

Because a liquid ocean likely existed by ~ 4.4 Ga ago, feedbacks in the geologic carbon cycle (discussed later) probably stabilized the long-term climate (34). However, consumption of CO_2 in the weathering of impact ejecta by carbonic acid suggests a cool early Hadean surface near 0°C under the faint Sun (35, 36).

Estimates of nitrogen bound in today's solid Earth range a few to ~ 40 bar equivalent (37, 38), which allows for considerable N_2 in the Hadean atmosphere unless N was incorporated into a reducing, deep layer of magma—a magma ocean—formed after the Moon-forming impact ~ 4.5 -Ga ago [(39) and references therein]. So, although N_2 was one of the bulk atmospheric gases, its Hadean level—higher than today or lower—remains unclear.

In summary, at the end of the Hadean, Earth had oceans, continents (16), an anoxic atmosphere likely rich in CO_2 and N_2 , and probably life (Fig. 1).

WHAT WAS THE ARCHEAN ATMOSPHERE MADE OF?

Proxies constrain Archean atmospheric composition. Gases reacted with the seafloor or land, leaving chemical traces in seafloor minerals (40, 41) or in soils that became paleosols (42, 43). In addition, atmospheric particles carried isotopic signatures into sediments that were diagnostic of atmospheric composition (44–47). Occasionally, fluid inclusions in rocks trapped seawater with dissolved air (48–50) or even microbial gases (51).

Sometimes the physical environment affected rocks and minerals. Their preservation allows estimates of environmental temperature (52–55) and barometric pressure (56, 57).

Table 1 summarizes inferences about the composition of the Archean atmosphere and ocean. Here, gas concentrations are generally for the base of the troposphere. Although the Archean lacked a stratospheric ozone layer, it remains valid to refer to a troposphere and stratosphere as vertical regions where, respectively, convection and radiation dominated the energy transfer.

Negligible Archean O_2 but oxygen oases after oxygenic photosynthesis evolved

The strongest constraint on Archean atmospheric composition is that the ground-level mixing ratio of O_2 was $<10^{-6}$ PAL (present atmospheric level) or <0.2 -parts per million by volume (ppmv) O_2 for air of 1 bar, indicated by the presence of sulfur isotope MIF (S-MIF) in Archean sedimentary minerals (Fig. 2A) (44, 47). An oft-quoted limit of 10^{-5} PAL O_2 derives from an earlier photochemical model that could not address O_2 levels in the range of 10^{-5} to 10^{-15} PAL (45). Usually, isotope fractionation is proportional to the mass difference between isotopes; e.g., in diffusive separation of sulfur-containing gases, ^{34}S becomes about half as abundant, relative to ^{32}S , as ^{33}S . However, some particular photochemical reactions produce MIF that, by definition, deviates from proportionality to mass.

Archean S-MIF is tied to the production of elemental sulfur, S_8 , from photochemistry in anoxic air; in contrast, in an oxic atmosphere, S-MIF

Table 1. Archean environmental constraints. Constraints on atmospheric gases at ground level (unless stated otherwise) and some bulk marine species. Gas level constraints are given in the same units as in the cited papers: partial pressure in bar or atm, where 1 bar = 0.9869 atm, or as mixing ratios (ppmv = parts per million by volume; S-MIF = sulfur isotope mass-independent fractionation).

Archean atmospheric gases			
Parameter or species	Published constraint	Age (years before present)	Basis of constraint
O ₂	<10 ⁻⁶ × present O ₂	>2.4 Ga	Modeled S ₈ flux needed to create and carry S-MIF (44)
	<3.2 × 10 ⁻⁵ atm	2.415 Ga	Detrital uraninite (66), if the river length feeding the Koegas subgroup is accurately estimated
O ₃ column	<10 ¹⁵ molecules m ⁻²	>2.4 Ga	Modeled for ground-level O ₂ < 0.2 ppmv (44, 270)
Surface barometric pressure	<0.52–1.1 bar	2.7 Ga	Maximum fossil raindrop imprint size (57)
	0.23 ± 0.23 bar (2σ)	2.74 Ga	Fossil vesicles at the top and base of basaltic lavas (56)
N ₂	<1.1 bar (2σ)	3.5–3.0 Ga	N ₂ / ³⁶ Ar in fluid inclusions (48)
	<1 bar (2σ)	3.3 Ga	Derived from Fig. 4A and Table 2 of Avicé <i>et al.</i> (49).
HCN	Up to ~100 ppmv	>2.4 Ga	Photochemistry if CH ₄ was ~10 ³ ppmv (166, 167)
N ₂ O	~Few ppbv	>2.4 Ga	Lightning production of NO and HNO in a reducing atmosphere, dissolution of HNO, and evaporation
	>0.0004 bar (0°C), >0.0025 bar (25°C), >0.26 bar (100°C)	3.2 Ga	Siderite weathering rinds on river gravel (257)
CO ₂	0.03–0.15 bar	2.77 Ga	Mt. Roe paleosol, Australia (43)
	0.02–0.75 bar	2.75 Ga	Bird paleosol, South Africa (43)
	0.003–0.015 bar	2.69 Ga	Alpine Lake paleosol, MN, United States (168)
	0.05–0.15 bar	2.46 Ga	Pronto/NAN paleosol, Canada (43)
CH ₄	<~0.8 bar	3.8–2.4 Ga	Enough UV to make S-MIF (58)
	>20 ppmv >~5000 ppmv	>2.4 Ga ~3.5 Ga	Lower limit for sufficient reductant for S-MIF (44) Enough methane to induce sufficiently rapid hydrogen escape to drag Xe ⁺ and fractionate Xe isotopes (187)
CO	Less than a few ppmv <300 ppmv	After the origin of CO consumers	Thermodynamic limit if microbes used available free energy of CO [appendix A of Krissansen-Totton <i>et al.</i> (250)] Limit if transfer of gas through the atmosphere-ocean interface restricts CO consumption (183).
	10 s–100 ppmv	After the origin of methanogens	Assuming that methanogens used available free energy from consuming H ₂ (197, 271) and the transfer of gas through the atmosphere-ocean interface restricts H ₂ consumption (183).
H ₂	<0.01 bar	3.0–2.7 Ga	The survival of detrital magnetite in rivers, if Fe ³⁺ -reducing microbes are assumed (200)
	Archean seawater species		
pH	6.4–7.4 6.75–7.8	At 4 Ga At 2.5 Ga	95% confidence ranges from a carbon cycle model with 10 ⁴ -ppmv Archean CH ₄ (34).
	SO ₄ ²⁻ (aq) (bulk sea)	<2.5 μM	>2.4 Ga
NO ₃ ⁻ (aq) (bulk sea)	~0	>2.4 Ga	By analogy to the deep, anoxic Black Sea (272)
NH ₄ ⁺ (aq)	0.03–10.3 mM (probably porewater rather than seawater)	~3.8 Ga	From the N content of biotites (originally clays), derived from adsorption of dissolved NH ₄ ⁺ (aq) (148)
Fe ²⁺ (aq) (deep sea)	40–120 μM (2–7 ppm by weight)	>2.4 Ga	Based on solubility constraints of Fe ²⁺ (139)
Salinity (g/kg)	~20–50 at 40°–0°C versus modern of 35	3.5–3.0 Ga	From seawater fluid inclusions in quartz (50)
Potassium	Cl/K ~50 versus modern 29	3.5–3.0 Ga	From seawater fluid inclusions in quartz (50)

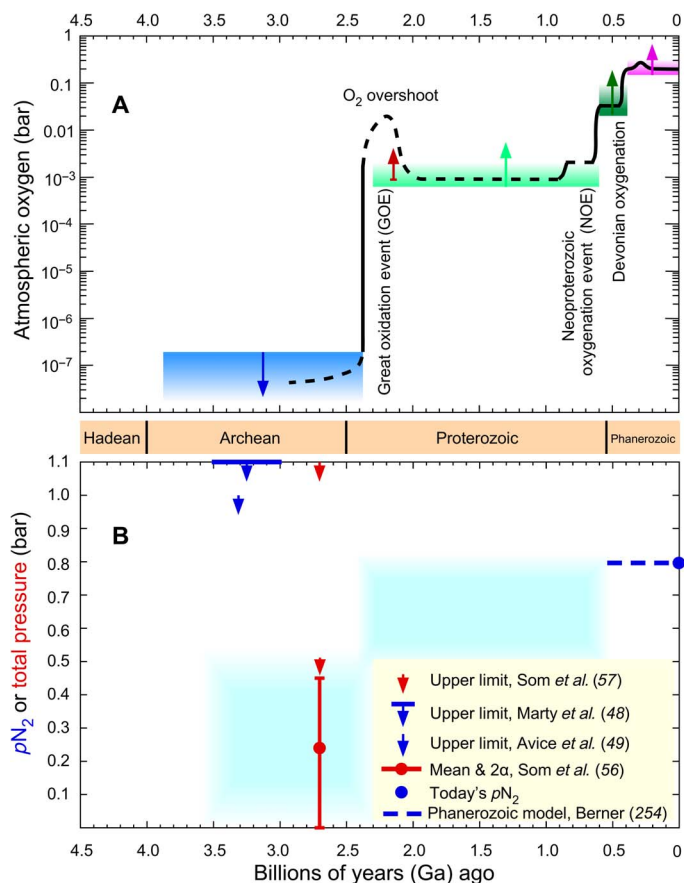


Fig. 2. Schematic histories of atmospheric O_2 and surface barometric pressure or N_2 . (A) Colored arrows faithfully represent known O_2 constraints, but the black line is speculative. An Archean upper bound of $<0.2\text{-}\mu\text{bar}$ O_2 (blue) is for photochemistry that generates S_8 aerosols, preserving observed mass-independent isotope fractionation in sulfur compounds (44). The size and shape of an O_2 overshoot during the GOE are highly uncertain; a lower bound (red arrow) comes from iodine incorporation into carbonates (251). In the Proterozoic, a lower bound (light green) of 6×10^{-4} bar is required for an O_2 -rich atmosphere to be photochemically stable (44). However, O_2 levels likely remained low for most of the Proterozoic (252). Neoproterozoic oxygenation began around ~ 800 Ma ago. From ~ 600 Ma ago, a lower bound of $>0.02\text{-bar}$ O_2 (dark green) is from plausible O_2 demands of macroscopic Ediacaran and Cambrian biota (120). Charcoal since 0.4 Ga ago implies a lower bound of >0.15 bar (purple) (253). The post-Devonian black line for O_2 evolution approximately represents curves from calculations of C and S isotopic mass balance (254, 255). (B) Constraints on surface atmospheric pressure (red) (56, 57) and the partial pressure of nitrogen, pN_2 (blue) (48, 49, 140). Blue shading shows a schematic and speculative pN_2 range in different time intervals consistent with very sparse proxy data.

nearly disappears. Photochemistry imparts S-MIF and produces elemental sulfur, starting with reactions that photolyze volcanic SO_2 such as $SO_2 + h\nu (<217\text{ nm}) = SO + O$ and $SO + h\nu (<231\text{ nm}) = S + O$ (58, 59). This photolysis occurs when short-wavelength ultraviolet (UV) penetrates Earth's troposphere in the absence of a stratospheric ozone (O_3) layer. Scarce ozone implies negligible O_2 from which O_3 derives.

In anoxic air, sulfur ends up in insoluble S_8 aerosols and water-soluble sulfate and SO_2 , unlike today's atmospheric sulfur, which almost entirely oxidizes to sulfate (44, 45). In the Archean, as well as anoxia, gases such as CH_4 or H_2 produced sufficiently reducing conditions that S, S_2 , S_3 , etc. gases persisted and polymerized into S_8 (44, 60). Reactions

that dominantly imparted S-MIF are debated: They include polysulfur formation (61), SO_2 photolysis, and other reactions (46, 59). In any case, when S_8 particles fell to Earth's surface, their S-MIF isotopic composition complemented that of sulfate particles, allowing preservation of different S-MIF signs in these phases as sedimentary pyrite (FeS_2) and barite ($BaSO_4$) (62). Sulfate, of course, could later be microbially transformed to pyrite.

Numerous redox-sensitive tracers corroborate negligible Archean O_2 [reviewed, e.g., in (10, 63, 64)]. Anoxia proxies that have long been recognized include the lack of pre-GOE continental sediments stained by red ferric oxides (redbeds), detrital grains from well-aerated rivers of siderite ($FeCO_3$), uraninite (UO_2), or pyrite that would oxidize and dissolve or rust at high pO_2 (65, 66), and paleosols with iron washed out by anoxic rainwater [e.g., (67)]. Furthermore, Archean marine sediments have low concentrations of elements that enter rivers during oxidative continental weathering (68–70). Conversely, glacial sediments contain continental materials lacking oxidative weathering loss of molybdenum (71).

Iron formations (IFs), which are marine chemical sedimentary rocks rich in iron and silica [15 to 40 weight % (wt %) Fe and 40 to 60 wt % SiO_2], indicate that the deep Archean ocean contained $Fe^{2+}(aq)$ and so was anoxic [e.g., (72)]. In "Superior-type IFs" that formed near-shore, rare earth elements show that dissolved iron was partly sourced from seafloor hydrothermal vents and upwelled onto continental shelves where the iron precipitated. In today's deeply oxygenated oceans, oxidized iron instead precipitates locally around vents. Archean shallow-water IFs constrain atmospheric O_2 to $<2.4 \times 10^{-4}$ bar (73).

The absence or presence of mass-dependent fractionation of various isotopes can also indicate anoxic versus oxic conditions. In the case of sulfur, today's oxidative weathering of continental sulfides produces soluble sulfate, which rivers carry to the ocean. When bacteria reduce sulfate to pyrite in seafloor sediments, they impart mass-dependent S isotope fractionation if sulfate is present at sufficient concentrations as in the modern oceans, but usually not in Archean seawater (74, 75). The absence of this isotope fractionation indicates little Archean seawater sulfate and implies anoxic air. Using similar arguments of O_2 -sensitive weathering, transport, and fractionation, isotopes of Cu (76), Cr (77), Fe (78), U (79), Mo [e.g., (80, 81)], and Se (82) indicates an anoxic Archean atmosphere.

Atmospheric oxidation of 2.7-Ga-old iron-nickel micrometeorites has been used to argue for O_2 near-modern levels above $\sim 75\text{-km}$ altitude (83, 84). However, given copious evidence for an anoxic Archean atmosphere, an alternative explanation is that high CO_2 levels (perhaps $>70\%$) oxidized the micrometeorites (85).

Nonetheless, even under a globally anoxic atmosphere, lakes and shallow seawater inhabited by oxygenic photosynthesizers could have become "oxygen oases"—local or regional areas with elevated O_2 . Modern surface seawater dissolves 0.25 mM O_2 at $15^\circ C$, while estimates for Archean oxygen oases range from 0.001 to 0.017 mM (0.4 to 7% of present) (86, 87).

When exactly oxygenic photosynthesis began and dominated over anoxygenic photosynthesis is debated, but signs of biological carbon fixation appear early. Graphite in a $\sim 3.7\text{-Ga}$ -old outcrop of sedimentary rock is ^{12}C -enriched in amounts typical of photosynthetic microbes (88, 89). Then, at 3.52 Ga ago, $\delta^{13}C$ in kerogen of -24% and associated marine carbonate of -2% found in Australia is similar to biological isotope fractionation in modern oceans (90).

Fossil evidence for Archean cyanobacteria is reported. Light organic carbon isotopes and structures like those made by filamentous

cyanobacteria found within stromatolites or other microbially induced sedimentary structures are consistent with cyanobacteria by 3.2 to 2.7 Ga ago (91–94). Cyanobacteria could be corroborated by biomarkers, which are remnant organic molecules from particular organisms. However, putative Archean biomarkers have been plagued by younger contamination [e.g., (95)].

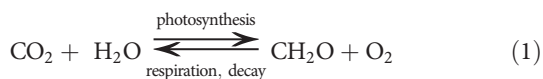
Instead, cyanobacterial interpretations are strengthened by geochemical data suggesting O₂ oases at 3.2 to 3.0 Ga ago. Fractionated iron and molybdenum isotopes and levels of redox-sensitive metals suggest marine photic zone O₂ (96–99). [Chromium isotope data have been used to argue for the existence of ~3 Ga-old terrestrial oxygen (100), but they were probably caused by modern oxidative weathering (101).]

Then, by 2.8 to 2.6 Ga ago, increasing concentrations and isotopic fractionation of Mo and S in marine shales suggest that O₂ proximal to cyanobacterial mats and stromatolites on land oxidized sulfides and boosted sulfate and Mo riverine fluxes to the oceans (70, 80, 102–104). These trends are consistent with isotopic evidence for Neoproterozoic methanotrophy and oxidative nitrogen cycling (105–109).

Concentration spikes at 2.5 to 2.66 Ga ago in Mo, Se, and Re and isotopic excursions of Mo, Se, U, and N have been interpreted as arising from O₂ transients or “whiffs” of O₂ (110–113). Critics argue that the data derive from post-GOE alteration (114, 115) [but see (116)]. Alternatively, oxygen oases of cyanobacteria within soils or lakebeds may have mobilized these elements into rivers and then the sea (117).

Phylogenetic analyses mostly suggest that cyanobacteria originated by 2.8 Ga. Molecular clocks must be calibrated by physical evidence, and phylogenetic methods are themselves debated. While some argue that oxygenic photosynthesis evolved only 50 to 100 Ma before the GOE (115), most studies suggest an earlier Paleoproterozoic or Mesoproterozoic age [e.g., (3, 118, 119)].

A major unresolved issue is how the GOE was related to underlying geological or biological trends (Fig. 2A). Life on its own cannot change the net redox state of the global environment because each biological oxidant is complemented by a reductant. In oxygenic photosynthesis, a mole of organic carbon accompanies every mole of O₂



Today, with $\sim 4.4 \times 10^5$ –Tmol surface organic matter and ~ 9000 Tmol/year of oxidative decay or respiration (120), reaction 1 reverses in ~ 50 years. Consequently, for long-term O₂ accumulation, some organic carbon must be segregated from the O₂ and buried. Alternatively, O₂ molecules are liberated if microbes use the organic carbon from reaction 1 to make other reductants, such as sulfides from sulfates, that are buried. However, Archean seawater sulfate concentrations were small (Table 1), so organic carbon burial is the O₂ flux that matters for the GOE. Atmospheric oxidation also occurs when hydrogen escapes to space after the photochemical breakdown of gases such as H₂ and CH₄, which ultimately derive from water and are relatively abundant in anoxic air.

Atmospheric O₂ is determined by net redox fluxes into and out of the atmosphere. This simple truth is deceptive because these redox fluxes are themselves controlled by less easily constrained oxidative weathering (both seafloor and continental) and volcanic and metamorphic degassing, as well as hydrogen escape to space. Permanent atmospheric oxygenation requires $\sim 3 \times 10^{-3}$ PAL O₂ or more to prevent a destabilizing positive feedback of photochemical destruction of tropo-

spheric O₂ that otherwise occurs when an incipient ozone column is still transparent to far UV (44, 121, 122).

These O₂ levels would have only been attained when the O₂ flux from the burial of organic carbon exceeded the kinetically efficient sink from O₂-consuming gases (CO, H₂, H₂S, and SO₂) from volcanism and metamorphism plus fluxes of reducing cations such as Fe²⁺ from seafloor vents (9, 120, 121, 123, 124). A minority assume that such a flux imbalance applied as soon as oxygenic photosynthesis evolved, mandating a rapid rise of O₂ (125). In the consensus assessment that oxygenic photosynthesis evolved long before the GOE, efficient consumption of O₂ initially suppressed O₂ levels.

Hypotheses about the GOE tipping point are reviewed elsewhere [(64), chap. 10]. Briefly, ideas favoring increased O₂ fluxes from organic burial appeal to more continental shelf area available for burial (126), more phosphorus to stimulate photosynthesis (127, 128), or subduction of organic carbon relative to ferric iron (129). Because organic carbon burial extracts ¹²C and leaves inorganic carbonates ¹²C depleted, it is difficult to reconcile these hypotheses with the remarkable constancy of the carbon isotope record, which indicates little change in average organic burial rates between the Archean and Proterozoic (130). However, an increase in organic burial might have occurred if negligible oxidative weathering of ¹²C-rich organics on land or a sink of seafloor carbonate meant that the operation of the carbon cycle or the isotopic composition of carbon input into the surface environment differed from today (130–132).

Hypotheses for a slowly decreasing O₂ sink to the GOE tipping point rely on a decline in the ratio of reduced-to-oxidized species from volcanic, metamorphic, and hydrothermal sources (9, 123, 124, 133, 134). Some emphasize the role of hydrogen escape to space in oxidizing solid Earth, lowering Earth's capacity to release O₂-consuming reductants (121, 135, 136). New evidence from xenon isotopes supports rapid Archean hydrogen escape, as discussed below.

Nitrogen gases in the Archean

Molecular nitrogen dominates today's atmosphere, and three lines of evidence have begun to constrain Archean N₂ levels (Fig. 2B). First, the largest size of 2.7-Ga-old fossil raindrop imprints provides a conservative limit of paleopressure of <2.1 bar and a probable limit of <0.52 to 1.2 bar (57). [Criticism of the raindrop paleopressure constraint (137) is refuted in (138).] Second, the N₂/³⁶Ar ratio in fluid inclusions indicates $p\text{N}_2 < 1.0$ bar [2 σ] at 3.3 Ga ago and <1.1 bar at 3.5 to 3.0 Ga ago (48, 49). Third, vesicle volumes in 2.7-Ga-old basaltic lava flows erupted at sea level imply a 0.23 ± 0.23 -bar [2 σ] paleopressure (56).

The inferred history of $p\text{N}_2$ depends on how the geologic nitrogen cycle has changed over time. Nitrogen can only greatly accumulate as atmospheric N₂ or in rocks as ammonium, amide, nitride, or organic nitrogen. Under typical mantle temperatures and redox conditions, volcanic gases contain N₂, not ammonia [e.g., (139), p. 49], and because N₂ is unreactive, it enters the air. Today, N₂ is also produced when oxidative weathering of organic matter on the continents makes nitrate (NO₃⁻) that undergoes rapid biological denitrification into N₂ (140). Within large uncertainties, volcanic and oxidative weathering inputs of N₂ are comparable [(64), p. 204]. Using sedimentary C/N data, Berner (140) argues that the sum of these N₂ sources was balanced over the Phanerozoic primarily by N burial in organic matter, so that the Phanerozoic partial pressure of nitrogen, $p\text{N}_2$, varied little.

Som *et al.* (56) proposed that low Archean paleopressure arose because today's long-term N₂ atmospheric input from oxidative weathering and denitrification was absent. If so, $p\text{N}_2$ would have risen at the

GOE, and nitrogen in today's air must have been in solid phases previously. Certainly on modern Earth, nitrification, by humankind's addition of nitrate to land and sea, has enhanced denitrification, indicated by increased atmospheric nitrous oxide (N₂O) [e.g., (141), chap. 6]. On the other hand, a model can be constructed where pN_2 declines after the GOE if burial of organic nitrogen increased (142).

In the Hadean, pN_2 either started high and then diminished (143) or was initially low if nitrogen partitioned into a very reducing magma ocean (39). However, low N/C in today's mid-ocean ridge source basalts (144) suggests considerable N₂ degassing once the upper mantle became oxidized because then nitrogen became insoluble in magmas and upper mantle fluids (145). Even today, some of the upper mantle lies within the stability field for ammonium, so that increased oxidation of the early mantle and mantle wedge could have caused more subducted nitrogen to outgas as N₂ (145).

Marine phyllosilicates at 3.8 Ga ago are ammonium enriched (146, 147), which probably came from porewater ammonium (NH₄⁺) derived from degraded organics (Table 1) (148, 149), and these data have been used to argue that Archean N₂ was sequestered into solid phases after an early advent of biological nitrogen fixation (56, 150). In the early ocean, NH₄⁺ would have been the stable form of dissolved nitrogen unlike today's nitrate. Consequently, a postulated drawdown of Archean N₂ involves biological fixation, organic burial, and subduction of ammonium in refractory minerals. The rate of organic burial must have been relatively high for a time-integrated loss to affect pN_2 significantly (150), which is not necessarily inconsistent with carbon isotopic constraints because early high degassing of carbon required more carbon to be buried (130).

Nitrogen isotopes appear to confirm that biologically fixed nitrogen entered the Archean mantle. Sedimentary organics have $\delta^{15}N = 7 \pm 1\%$ compared to 0‰ in N₂ in modern and ancient air and $-5 \pm 2\%$ in the mantle (151, 152). Fractionation mostly arises when denitrification preferentially converts nitrate or nitrite ¹⁴N into N₂. Thus, heavy $\delta^{15}N$ in 3.1 to 3.5 Ga-old mantle-derived diamonds may be a sedimentary component (153).

Ammonium substitutes for potassium, and breakdown of previously subducted ammonium-containing minerals in magmas at oceanic islands releases N₂ and radiogenic ⁴⁰Ar derived from ⁴⁰K. The ratio ⁴⁰Ar/N₂ in plume-related lavas scatters by a factor of ~4 to 5, and higher values (older from more ⁴⁰Ar) correlate with smaller, Archean-like values of $\delta^{15}N$, consistent with a history of ammonium subduction. Because N₂ is uncorrelated with nonradiogenic ³⁸Ar or ³⁶Ar, nitrogen in the current mantle is not primordial but recycled (154).

Some use N ingassing versus outgassing fluxes to infer past pN_2 . Mallik *et al.* (155) estimate modern subduction of $6.4 \pm 1.4 \times 10^{10}$ mol N year⁻¹ and, with a global degassing flux of 2×10^{10} mol N year⁻¹ from (156), argue that net N ingassing today means higher past pN_2 . However, other outgassing estimates are 7×10^{10} mol N year⁻¹ from arcs (157) or $9 \pm 4 \times 10^{10}$ mol N year⁻¹ globally [(64), p. 204], such that current source and sink N fluxes balance within uncertainties.

Unlike N₂, other nitrogen-bearing Archean gases would have been trace quantities. With only tiny atmospheric fluxes of nitrate or nitrite, N₂O from denitrification would have been negligible, perhaps restricted to lakes (158). Lightning production of NO, followed by H addition and HNO dissolution and decomposition, might maintain ground-level N₂O to a few parts per billion by volume (ppbv), compared to a pre-industrial ~270-ppbv N₂O (159). The other nitrogen oxides (NO and NO₂) would have been at trace levels because their lightning production in CO₂-N₂ air is inefficient (160).

Ammonia (NH₃) levels of 10 to 100 ppmv would provide a greenhouse effect to counteract the faint young Sun (FYS) (14), but these levels of NH₃ cannot be sustained against UV photolysis (161). Possibly, a stratospheric organic haze, such as that on Saturn's moon, Titan, shielded tropospheric NH₃ from UV (162). However, whether this shielding actually occurred depends on whether hazes actually existed and on the size and radiative properties of haze particles, which remain uncertain (1, 163).

Another nitrogen-bearing gas, hydrogen cyanide (HCN) is more stable photochemically than NH₃ and made in reducing atmospheres by lightning, impacts (164, 165), or UV-driven photochemistry. In particular, N atoms from N₂ photolysis in the upper atmosphere can mix to lower levels and react with CH₄ photolysis products to make HCN (166, 167). At Archean biogenic methane levels of ~10³ ppmv, HCN concentrations reach ~10² ppmv.

Carbon gases in the Archean: CO₂, CH₄, and CO

Let us now consider carbon gases, starting with carbon dioxide. Since the early Hadean, CO₂ has probably always been Earth's most important noncondensable greenhouse gas. CO₂ also affects seawater pH and influences the carbon cycle through the formation of carbonates and organic matter. However, direct evidence for Archean CO₂ levels remains scanty.

Paleosols provide some estimates. Acid leaching in Archean soils arose from CO₂ dissolved in rainwater. Mass-balance calculations give 10 to 50 PAL of CO₂ at 2.7 Ga ago and 23^{+3}_{-3} PAL of CO₂ at 2.2 Ga ago (42, 168). However, these analyses assume that all the CO₂ that entered the soils caused dissolution, so pCO_2 could have been higher if only a fraction of CO₂ had been used. Another study used an analysis with an estimate of the composition of temperature-dependent aqueous solutions during weathering and, because of a weaker dependence of weathering on pCO_2 , obtained higher pCO_2 of 85 to 510 PAL at 2.77 Ga ago, 78 to 2500 PAL at 2.75 Ga ago, and 160 to 490 PAL at 2.46 Ga ago (Fig. 3A) (43).

High Archean pCO_2 does not have to induce acidic seawater and dissolve marine carbonates. Instead, an increase in Ca²⁺ concentrations could maintain an ocean saturated in calcium carbonate at alkaline pH; alternatively, seawater pH could be slightly lower than today, but calcium carbonate would remain saturated. In fact, sedimentary marine carbonates appear from 3.52 Ga ago onward [(98) and references therein].

Calcium isotopes might provide insight into coupled Archean seawater pH and pCO_2 . These two variables and carbonate alkalinity ($Alk = [HCO_3^-] + 2[CO_3^{2-}]$) define a system where any two variables imply the third. In evaporating seawater, Ca isotopes could undergo Rayleigh distillation if $[Ca^{2+}] \ll Alk$, but limestones from 2.6-Ga-old Campbellrand marine evaporites show no spread in $\delta^{44/40}Ca$, which might imply $[Ca^{2+}] \gg Alk$ and pH of 6.4 to 7.4 for a likely range of Neoproterozoic pCO_2 (Table 1) (169).

Siderite (FeCO₃) in Archean IFs has been proposed as a pCO_2 proxy if it precipitated in equilibrium with the atmosphere (170, 171). However, data suggest that this siderite was diagenetic (172, 173), so we omit this proxy from Fig. 3A and Table 1.

Potentially, two negative feedbacks control long-term pCO_2 . First, the net consumption of CO₂ in acid weathering of continents or the seafloor ends up making carbonates (174)



where X is a cation. Seafloor weathering occurs when water in the permeable abyssal plains dissolves basaltic minerals, releasing calcium ions

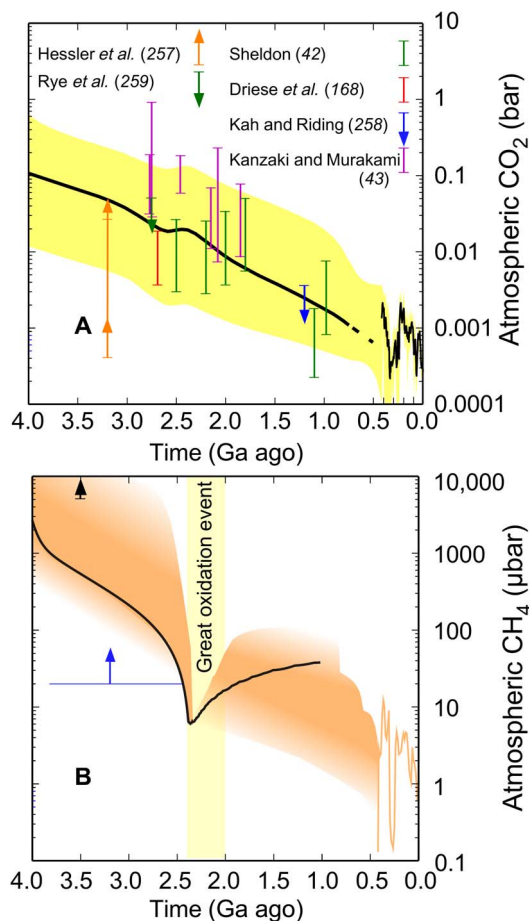
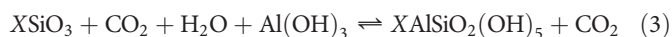


Fig. 3. History of CO₂ and a CH₄ schematic since the Archean. (A) The black line is median CO₂ from a carbonate-silicate climate model, and yellow shading indicates its 95% confidence interval (34); this curve merges with a fit to CO₂ proxy estimates for 0.42 Ga ago to present from (256). Various Precambrian *p*CO₂ proxy estimates are shown (42, 43, 168, 257–259). (B) A very schematic history of CH₄. Constraints include a lower limit (blue) required for Archean S-MIF (44) and a tentative lower limit of ~3.5 Ga ago from a preliminary interpretation of xenon isotopes (black) (187). The black curve is from a biogeochemical box model coupled to photochemistry (121). Orange shading is schematic but consistent with possible biological CH₄ fluxes into atmospheres of rising O₂ levels at the GOE and in the Neoproterozoic. Note that the suggestion that moderately high levels of methane may have contributed to greenhouse warming in the Proterozoic (260, 261) has been disputed (262, 263) and may depend on fluxes from sources on land (264). The curve for ~0.4 Ga ago to present is from (265).

and precipitating calcium carbonate in veins and pores (175). Second, “reverse weathering” (RW) reactions have been proposed (176). Schematically, in net, we represent continental (or seafloor) weathering plus RW, as follows



This reaction consumes aqueous SiO₂ and uses cations to make aluminosilicate clays instead of carbonates that consume carbon, so that CO₂ stays in the atmosphere. High dissolved seawater silica and pH are hypothesized to promote RW and create clay minerals.

If atmospheric *p*CO₂ is high, pH is low, and temperature is warm, reaction 2 is favored, and *p*CO₂ falls, in negative feedback on *p*CO₂ and

climate. However, if *p*CO₂ is low and pH is high, RW, reaction 3, may be an alternative to reaction 2 and a negative feedback on low *p*CO₂.

Estimates of today’s RW flux (mol Si/year) vary an order of magnitude (177, 178), the rate coefficient for RW reactions varies by many orders of magnitude (179, 180), and the solubility of authigenic phyllosilicates (needed to calculate RW) varies by over an order of magnitude. Consequently, a self-consistent, coupled carbon-silica cycle model since 4 Ga ago shows that RW can be important or unimportant for the Proterozoic climate depending on parameter choice, while RW in the Archean is muted because of probably lower land fraction and sedimentation rate (181). Considering these factors, estimates of Archean *p*CO₂ and seawater pH that we give henceforth are based on carbonate-silicate cycle models without RW.

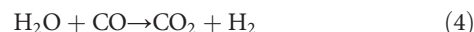
In the Archean, with greater seafloor production than today, seafloor weathering could have been comparable to continental weathering (34, 35, 182), and negative feedback (Eq. 2) likely maintained average Archean surface temperatures between 0° and 40°C with seawater pH 6.4 to 7.4 (34). The corresponding *p*CO₂ would have been 0.006 to 0.6 bar 4 Ga ago, assuming that ~10⁴-ppmv CH₄ also contributed to the greenhouse effect.

Anoxic Archean air could hold 1000 s of parts per million by volume of CH₄ if a microbial flux of CH₄ was comparable to today’s (135, 183, 184). Phylogenetically, methanogens date back to >3.5 Ga ago (23). In contrast, the modern oxygenated atmosphere destroys reducing gases rapidly, limiting tropospheric CH₄ and H₂ abundances to 1.8 and 0.55 ppmv, respectively.

Evidence points to high levels of Archean CH₄ (Fig. 3B). First, signs of methanogens and methanotrophs from light carbon isotopes in Archean organics imply methane’s presence [e.g., (109)]. Second, Archean S-MIF requires >20-ppmv CH₄ to generate particulate sulfur, S₈ (Table 1). Third, the deuterium-to-hydrogen (D/H) ratio of 3.7 Ga-old seawater estimated from serpentine minerals is 2.5% lighter than today, which could be explained by rapid Archean escape of hydrogen and isotopic fractionation (185, 186). This hydrogen was likely derived from UV photolysis of CH₄ in the upper atmosphere (135). Later, we discuss how fractionation of xenon isotopes in the Archean suggests that, ~3.5-Ga ago, CH₄ levels were >0.5%, i.e., >5000 ppmv (187).

Fourth, globally extensive glaciations during the GOE [e.g., (188)] provide circumstantial evidence for high Archean CH₄. At the tipping point, air flips from anoxic to oxic in only ~10⁴ years, causing a ~10°C temperature drop by oxidizing CH₄. This chemical transition is far faster than the ~10⁵- to 10⁶-year response of the carbonate-silicate thermostat.

Another carbon-containing gas, carbon monoxide (CO), was probably not abundant in the presence of an Archean microbial biosphere. The Last Universal Common Ancestor was likely capable of anaerobic CO consumption (189), which involves water as a substrate and catalysts such as iron sulfide that were probably widespread



With this reaction, microbes would draw CO down to 10⁰ to 10² ppmv (183). However, episodic CO levels at percent levels may have occurred when large impacts delivered cometary CO ice or organic matter that was oxidized (190).

A high-altitude Archean organic haze?

Because of relatively abundant CH₄, a high-altitude Archean organic haze might have formed, as mentioned earlier. The idea was first

suggested in the 1980s (191). Empirically, if the CH₄:CO₂ ratio exceeds ~0.1 in a UV-irradiated CO₂-N₂-CH₄ mixture, radicals from methane photolysis polymerize into organic particles (192).

When and whether an organic haze formed are uncertain. A haze could have affected tropospheric sulfur gases by blocking UV photons. Consequently, the structure of S-MIF variations in Archean sedimentary minerals and their correlation with light, organic δ¹³C have been attributed to episodic hazes driven by variable atmospheric CH₄:CO₂ ratios (60, 193–196). However, given—dare we say—only a hazy understanding of which species and reactions are important for S-MIF (see earlier), interpretations of episodic hazes are permissive rather than definitive.

Hydrogen abundance

The Archean lower atmosphere is unlikely to have been H₂-rich given the antiquity of methanogens (23, 51, 197), some of which convert H₂ into methane through a net reaction



Anoxygenic photosynthesis also consumes H₂ [e.g., (198)]. In models with methanogens and H₂-based photosynthesizers, atmospheric H₂ mixing ratios depend on assumed H₂ outgassing and biological productivity but generally are ≤10⁻⁴ (183, 184). These levels preclude H₂ as an important Archean greenhouse gas. Detrital magnetite carried in rivers 3.0- to 2.7-Ga ago would have dissolved at high pH₂ via microbial reduction of Fe³⁺ to soluble Fe²⁺ using H₂ (199), providing an upper limit of pH₂ ≤ 10⁻² bar (200).

Xenon isotopic constraints on oxygen, hydrogen, and methane levels, plus Earth's oxidation

Changes in atmospheric Xe isotopes through the Archean stop after the GOE (analogous to S-MIF) (49) and potentially tell us about O₂, CH₄, and H₂ levels (187), including in the otherwise hidden Hadean, as discussed below. The trend also relates to how much hydrogen escaped from Earth and hence Earth's total oxidation over time.

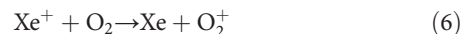
Xenon in fluid inclusions in Archean rocks becomes isotopically heavier through the Archean relative to an initial solar composition until the fractionation reaches that of modern air around 2.1 to 2.0 Ga ago (Fig. 4) (49). Xenon dragged out into space by escaping hydrogen during the Archean and Hadean best explains the progressive mass fractionation (49, 187). An alternative explanation from trapping of Xe⁺ in organic hazes (201) has the problem that weathering or microbial processing of buried organics would release xenon and modulate the Xe isotopes in post-Archean air, which is not observed (202).

Today, the nine atmospheric Xe isotopes [124 to 136 atomic mass units (amu)], have a huge fractionation of 4.2% per amu relative to solar or chondritic sources, whereas the six, lighter krypton isotopes (76 to 86 amu) are barely fractionated. Earth's Xe/Kr ratio is also 4 to 20 times less than meteorites, implying selective Xe loss.

Unlike lighter krypton, xenon is easily ionized by solar UV or charge exchange with H⁺ ions, so Xe⁺ can be dragged out to space by escaping H⁺ ions (187). Whereas Xe⁺ is unreactive with H, H₂, or CO₂ (203), any Kr⁺ ions are neutralized via Kr⁺ + H₂ → KrH⁺ + H and KrH⁺ + e⁻ → Kr + H, explaining the lack of Kr isotope fractionation. Ions are tethered to Earth's magnetic field lines, but a “polar wind” of hydrogen ions escapes along open field lines at the poles, accounting for ~15% of all hydrogen escapes today. Xe⁺ ions could be dragged by a vigorous ancient polar wind. That requires copious hydrogen to be derived from relatively

abundant CH₄ and/or H₂ in the lower atmosphere. UV decomposes CH₄ in an anoxic upper atmosphere, releasing hydrogen [e.g., (166)].

The hypothesized xenon escape works only in anoxic air, so, like S-MIF, Xe isotopes record the GOE (Fig. 4). Oxic air destroys H₂ and CH₄, making their abundances too low to supply enough hydrogen to drag along xenon. In addition, O₂ would remove Xe ions in a resonant charge exchange reaction (203)



Our preliminary model finds that Xe can escape when the total hydrogen mixing ratio exceeds ~1% for the solar extreme UV flux expected around ~3.5 Ga ago (187). The total hydrogen mixing ratio, $f_T(\text{H}_2)$, in equivalent H₂ molecules, is

$$f_T(\text{H}_2) = 0.5 f_{\text{H}} + f_{\text{H}_2} + f_{\text{H}_2\text{O}} + 2 f_{\text{CH}_4} + \dots \quad (7)$$

Thus, if nearly all Archean hydrogen was biologically converted into CH₄ (Eq. 5), we interpret the xenon escape constraint of >1% $f_T(\text{H}_2)$ to be >0.5% CH₄, which is a rare empirical constraint on Archean CH₄ (Fig. 3B).

The inferred escape of a strong reductant, hydrogen, would oxidize entire Earth. The total oxidation during the Archean is equivalent to oxygen from a tenth of more of an ocean (187).

Sulfur gases

S-MIF proves that Archean S-containing gases existed but tells us little about their concentrations. All sulfur gases apart from S₈, which condenses, are susceptible to UV photolysis and are short lived and interconverting. Consequently, atmospheric sulfur is sequestered into stable sulfuric acid aerosols by oxidation or S₈ aerosols by reduction. For a wide range of Archean atmospheric redox conditions, both types of aerosol should form and precipitate (44).

Although sulfur gases absorb UV, they probably did not shield Earth's surface. Surface temperatures greater than ~50°C would be required to produce enough atmospheric S₈ vapor to shield surface life from UV (204).

THE ARCHEAN CLIMATE

The Faint Young Sun problem

Related to atmospheric composition, discussed above, is another basic problem: How the Archean climate remained clement under a fainter Sun. In the Sun's core, nuclear reactions fuse four protons into helium nuclei, increasing the mean molecular mass and decreasing the number of particles per unit volume. In response, the weight of the overlying column presses inward, and the core temperature rises. A greater radial temperature gradient drives more outward radiation flux, so the Sun brightens. Solar evolution models show that the Sun was 25 to 30% fainter at 4 Ga ago (12, 13, 15).

One solution to the FYS is that the young Sun was not faint but more massive and therefore as bright as today (205, 206). The Sun would then need to lose enough mass over time so that a declining weight of the column above the core matched the pressure loss from particles fused in the core. However, observations are unresponsive: Fast mass loss only happens in the first ~200 Ma after Sun-like stars form (207, 208).

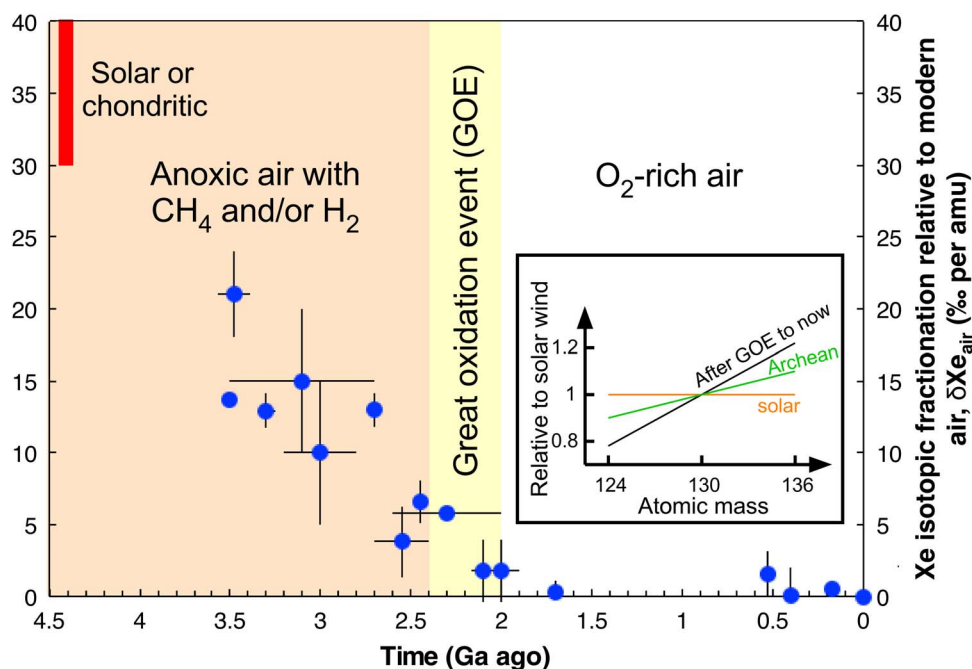


Fig. 4. Mass fractionation of nine atmospheric xenon isotopes over time relative to modern air per atomic mass unit showing relative enrichment in light isotopes in the past. Data from (49). The vertical axis shows the fractionation per atomic mass unit (amu) of atmospheric xenon relative to modern air. To compute this average fractionation across the nine isotopes, Avice and co-workers (49) normalized the isotopic compositions to ^{130}Xe and to the isotopic composition of the modern atmosphere using the delta notation. For a Xe isotope of mass i , $\delta^i\text{Xe}_{\text{air}} = 1000 \times ((^i\text{Xe}/^{130}\text{Xe})_{\text{sample}} / (^i\text{Xe}/^{130}\text{Xe})_{\text{air}} - 1)$. The slope of a straight line fit to the normalized data provides the average fractionation per atomic mass per unit and its uncertainty, i.e., plotted points. Inset: A diagram showing schematically how the slope of the fractionation of the nine isotopes changed over time relative to the initial solar composition, where the graph is normalized to atomic mass 130.

As well as solar luminosity, Earth's mean global temperature depends on the Bond albedo (the reflectivity over all wavelengths) and greenhouse effect [e.g., (64), pp. 34 to 36]. Some FYS hypotheses invoke clouds: that the Archean Bond albedo was low because of substantially different cloud cover (170, 209) or that abundant high-altitude cirrus clouds warmed early Earth (210). However, no plausible combination of few low clouds (which tend to reflect sunlight) and many high, icy clouds (which tend to warm the surface with downwelling infrared) solves the FYS problem (211). Three-dimensional climate models with a lower solar flux produce weaker evaporation and fewer low clouds, but a strong greenhouse effect is still required because the albedo decrease is small (212, 213).

The most plausible solution to the FYS is a big greenhouse effect (14, 214, 215). Water vapor is an important greenhouse gas but, on its own, cannot solve the FYS problem. Water vapor condenses into rain and snow, so its abundance is limited by the saturation vapor pressure that depends only on temperature, which is set by noncondensable greenhouse gases, such as CO_2 and CH_4 .

Consequently, substantial CO_2 is the most obvious driver of an enhanced Archean greenhouse effect. We would expect Archean $p\text{CO}_2$ to have been high because of Earth's carbonate-silicate cycle thermostat (Eq. 2) (174). If global temperatures and CO_2 are low, CO_2 removal via rainfall is slow, as are rates of continental and seafloor silicate weathering. Then, geological emissions of CO_2 raise atmospheric CO_2 levels, increasing global temperatures. Conversely, if the climate warms too much, greater rainfall and silicate weathering consume CO_2 and cool Earth.

These negative feedbacks would have moderated the Archean climate to a mean global temperature of 0° to 40°C (or 0° to 50°C without

land and only seafloor weathering) (34). CO_2 alone could have solved the FYS problem with 0.004- to 0.03-bar CO_2 at 2.5 Ga ago and 0.024- to 1-bar CO_2 at 4 Ga ago, where the spread comes from uncertain carbonate-silicate model parameters.

However, without O_2 in the atmosphere, a CH_4 greenhouse bears consideration. Methane levels of 10^3 to 10^4 ppmv produce ~ 10 to 15 K of Archean greenhouse warming, which lowers the $p\text{CO}_2$ needed to warm the Archean Earth (Table 1). Some of this warming comes from a few parts per million by volume of ethane, C_2H_6 , which is derived from CH_4 (215).

Both substantial CH_4 and CO_2 may be necessary if lower bounds on $p\text{N}_2$ discussed earlier are valid. Although N_2 itself is not an effective greenhouse gas, it pressure broadens line and continuum infrared absorption, enhancing the greenhouse effect. If Archean $p\text{N}_2$ was about half of today, a few kelvin would be lost from the greenhouse effect (143).

However, too much CH_4 relative to CO_2 would create the high-altitude organic haze mentioned earlier, which may cool Earth by up to ~ 20 K (1, 215) by absorbing incoming solar radiation and radiating energy back to space in a so-called "anti-greenhouse effect" (216). A cooling limit exists because as a haze becomes more UV absorbing, it shields CH_4 molecules from the photolysis needed for further haze formation. Thus, attenuation of sunlight saturates (1, 163).

Earlier, we noted that an organic haze might protect tropospheric ammonia from UV (162), but whether NH_3 was a viable greenhouse gas is unclear. The composition of organic aerosols in the Archean where sulfur was present and the C/O ratio was < 1 was different from particles on Titan where sulfur is absent and $\text{C/O} > 1$. Consequently, the UV attenuation properties of early Earth haze particles remain uncertain.

Another proposed early greenhouse gas is H_2 , if it attained percentage abundances (14, 217, 218). Molecular collisions produce temporary charge separation, allowing H_2 to undergo collision-induced absorption of infrared photons. For reasons given previously, Archean H_2 is unlikely to have been abundant. Instead, H_2 may be relevant for the Hadean greenhouse, if percentage H_2 levels arose from H_2 outgassing or impacts.

Sulfur gases were likely unimportant for warming. SO_2 is a strong greenhouse gas, but tropospheric SO_2 dissolves in rainwater, and Archean stratospheric SO_2 photochemically disproportionates into UV-stable polysulfur and sulfuric acid aerosols, as noted previously. The latter raises the albedo and more than offsets any SO_2 greenhouse warming. H_2S is a weak greenhouse gas that overlaps in the absorption with CH_4 and is UV fragile. Carbonyl sulfide (OCS) has been suggested as an Archean greenhouse gas because UV photolysis of OCS was posited to explain observed relationships in S-MIF (219). OCS persists today because it is not oxidized by OH radicals that cleanse the troposphere of other pollutants. However, in the absence of an ozone shield, OCS is susceptible to photolysis and cannot build up significantly (46).

Last, an alternative to the carbonate-silicate cycle stabilization of Earth's climate is the "Gaia hypothesis," which proposes that life interacts with inorganic Earth as a self-stabilizing system that maintains habitable conditions [e.g., (220)]. The Archean biosphere was surely important for atmospheric composition, which intertwines Earth's inhabitance and habitability. However, debate continues about if and how adaptive evolution of the biosphere can produce a more stable climate than an abiotic Earth (221, 222).

Physical and geochemical evidence of a moderate Archean climate

Let us now consider proxy data for the Archean climate. Glacial rocks are one line of evidence. These include dropstones in sediments from melted icebergs, unsorted clasts mixed with silt and clay deposited at the base of glaciers that are preserved as diamictites, and striations made by rocks embedded in moving glaciers that scoured underlying surfaces. In the Archean, any indication of polar environments from glacial rocks would suggest a relatively cool world given that since ~34 Ma, a climate with poles covered in ice has required average global temperatures below ~20°C (223).

Glacial rocks are reported from 3.5, 2.9, and 2.7 Ga ago. The oldest, from the Barberton of South Africa, includes clasts in finely laminated sediments, interpreted as dropstones, found below diamictites (55). Later, in the ~2.9-Ga-old Pongola in South Africa, which was 43° to 48° paleolatitude (224), diamictites contain striated clasts, while associated silty laminates have dropstones with splash-up of substrata (54). Then, at 2.7 Ga ago, diamictites with dropstones occur in India (225) and Montana (226).

Another line of evidence about paleotemperature are ratios of $^{18}O/^{16}O$ in marine cherts and carbonates. These ratios decline with increasing age, which, at face value, suggests Archean ocean temperatures of 50° to 85°C (227). Cherts and carbonates precipitated from seawater acquire less ^{18}O relative to the seawater as temperature increases because, at equilibrium, warmth allows stronger ^{18}O bonds to be broken and replaced with ^{16}O . Not all Archean isotopic studies infer hot temperatures, however. Combined O and H isotope ratios have suggested surface temperatures <40°C (52), while O isotopes in Archean phosphates have produced 26° to 35°C upper limits (53).

Most researchers have doubted the isotopic inferences of persistently high Archean surface temperatures because the climate was sometimes cold enough for the aforementioned glaciations, and chemical

weathering of quartz from hot climates is lacking (228). Two alternative interpretations are as follows: (i) Archean surface temperatures were similar to today's because the oxygen isotope composition of seawater, $\delta^{18}O_{\text{seawater}}$, increased by ~15‰ since 3.5 Ga ago (229, 230). (ii) Older cherts and carbonates have nonprimary $\delta^{18}O$ from high alteration temperatures or hydrothermal fluids (55, 231).

The first explanation relies on changes in the relative rates of high and low temperature water-rock interactions. Hydrothermal seafloor interactions increase $\delta^{18}O_{\text{seawater}}$, whereas low-temperature seafloor and continental weathering decrease $\delta^{18}O_{\text{seawater}}$. Archean oceans with shallow seafloor hydrothermal circulation and an increase in Phanerozoic pelagic sediments that lowers seafloor weathering might cause secular increase in $\delta^{18}O_{\text{seawater}}$ [e.g., (229)]. However, measurements find ancient $\delta^{18}O_{\text{seawater}} \sim 0\text{‰}$ (Vienna standard mean ocean water) in 2-Ga-old ophiolites (232), 3.8-Ga-old serpentine minerals (185), Archean pillow basalts (233), and kerogens in Archean cherts (234). In addition, clumped isotopes show little change in Phanerozoic $\delta^{18}O_{\text{seawater}}$ [e.g., (235)]. Alternatively, O isotopes in iron oxides since 2 Ga ago suggest a secular increase in $\delta^{18}O_{\text{seawater}}$ (236).

The second possibility is that $\delta^{18}O$ of cherts and carbonates is more altered with age. Microanalysis shows how chert replaced sedimentary carbonates and did not precipitate from seawater (231). In addition, stringent geochemical and petrographic selection criteria for paleothermometry eliminate Archean cherts (237). The same issue applies for silicon isotopes in Archean cherts, which have been used to infer hot surface temperatures (238). Last, the triple O isotope composition of Archean cherts cannot be reconciled with equilibrium precipitation from seawater and requires alteration (239).

Phylogenetic inferences of early thermophilic microbes have also been used to argue for hot Archean oceans (240, 241). However, other more convincing reconstructions and biochemical considerations suggest a mesophilic (<50°C) common ancestor (242, 243).

Temperature limits on mineral formation may also favor a temperate Paleoproterozoic. Pseudomorphs of barite after gypsum are reported in 3.5-Ga-old evaporites that are now partially silicified (244). In halite-saturated brines, gypsum ($CaSO_4 \cdot 2H_2O$) forms at <18°C; otherwise, anhydrite ($CaSO_4$) precipitates (245). It has been claimed from x-ray tomography that hydrothermal barite, not gypsum, was actually primary (246). However, three-dimensional universal stage petrography found interfacial angles diagnostic of gypsum at the original crystal faces (244), which are partially replaced by quartz and draped by quartz, so cannot show up in x-ray density contrasts.

Additional external parameters and their effect on Archean climate

Additional factors may have affected the Archean climate. One external parameter was a faster rotation of early Earth. Today, the Moon recedes ~4 cm year⁻¹ from Earth due to tides, so Earth is despinning over time to conserve angular momentum in the Earth-Moon system. Going back in time, depositional cycles in the 2.45-Ga-old banded iron Weeli Wolli Formation, Australia indicate a ~17-hour day (247).

In general, a faster Archean rotation rate reduces heat transport from equator to pole (212, 213), particularly if the atmosphere had less mass (248). Thus, warm tropics and glaciated poles would arise if the Archean had a thin atmosphere.

External parameters that modulate the carbonate-silicate cycle would also affect the long-term climate. These include land fraction, CO_2 outgassing, and biological modification of weathering. In general, how CO_2 outgassing changed with time dominates the uncertainty (34).

CONCLUSIONS AND OUTLOOK

The general view that emerges is an Archean atmosphere devoid of O₂ and enriched in CO₂ and CH₄ greenhouse gases that countered the FYS. N₂ was a bulk gas, but proxy data, although debated, suggest that N₂ levels were similar to today or possibly a factor of a few lower, which, if correct, requires understanding of how the nitrogen cycle operated differently in an anoxic world. With the present information, a schematic overview of atmospheric evolution is shown in Fig. 5A.

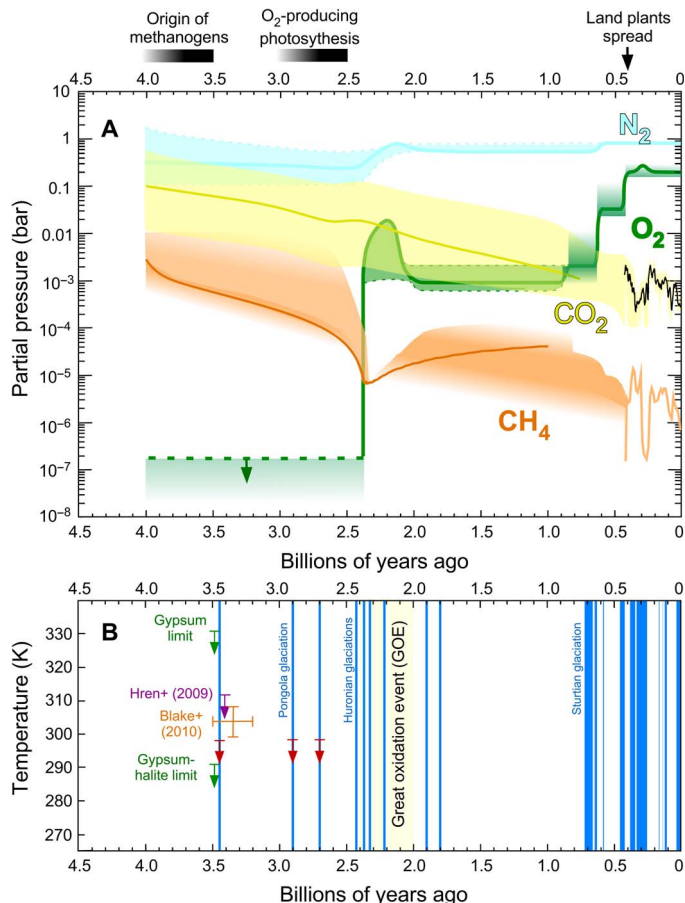


Fig. 5. An overview of post-Archean atmospheric evolution in the context of biological evolution and constraints on mean global temperature in the Archean (see text) in the context of the glacial record. (A) Uncertainties on gas concentrations are a factor of a few or more as detailed in Table 1, the text, and the other figures. Dinitrogen may have tracked O₂ levels due to an oxidative weathering and denitrification source of N₂, but pN_2 changes are debated. Methane was oxidized as O₂ rose but could have been protected subsequently under an ozone layer, depending on post-Archean CH₄ source fluxes. The secular decline of CO₂ is a feedback effect in the geological carbon cycle induced by decreasing solar luminosity. **(B)** Constraints on Archean mean global temperature. Vertical blue bars denote that glacial rocks exist, noting that the durations of glaciations in the early Proterozoic and earlier are poorly known. Neoproterozoic and Phanerozoic glaciation ages are from (266, 267). A proposed Mesoproterozoic glaciation (268) is not plotted because its age is disputed and possibly Sturtian (269). Cenozoic glaciations only occur at a global mean temperature below ~20°C. Red arrows on the Archean glaciations are a more conservative 25°C upper limit, taking into account of the possible effects of different land configurations and lack of vegetation. Low CO₂ during the Phanerozoic (A) correlates with glaciations (B), such as Carboniferous-Permian ones, 335 to 256 Ma ago. Precambrian greenhouse gases must also have fluctuated, but the amount is unknown and so not reflected in (A).

The Archean climate was probably mostly moderate (Fig. 5B). Although some argue for a hot Archean climate, glacial rocks at 2.7, 2.9, and 3.5 Ga ago and recent isotopic analyses call that idea into question; indeed, our current understanding of feedbacks in the geologic carbon cycle suggests surface temperatures within 0° to 40°C.

Reconstructing the history of O₂ is informed by proxies, but they are often indirect. Once cyanobacteria evolved, local or regional oxygen oases in lakes or shallow seawater are possible, and various redox-sensitive proxies suggest that these oases actually existed by 3.2 to 2.8 Ga ago under globally anoxic air. The newest relevant data are mass fractionations of xenon isotopes, which gradually increase through the Archean relative to initial solar values. These data are best explained by xenon escaping to space as an ion dragged out by hydrogen originating photochemically from an anoxic atmosphere enriched in methane until the GOE.

Despite improved knowledge of the Archean, a relative dearth of uncontested data that constrain basic environmental variables, such as Archean seawater pH, climatic temperature, barometric pressure, and changing levels of the greenhouse gases CO₂ and CH₄ through time, means that more proxy development and measurements are critical. It is also implausible that the Archean—one-third of the history of Earth—had a constant climate. However, our knowledge of Archean climatic variability is meager.

The biosphere was surely a major influence on Archean atmospheric composition, as it is today. Consequently, resolving when key biological innovations evolved—such as nitrogen fixation, methanogenesis, anoxygenic photosynthesis, and oxygenic photosynthesis—and understanding their influence are essential for improving models of atmospheric evolution.

This understanding may help us interpret future exoplanet data because atmospheres on other rocky Earth-sized worlds would initially be anoxic. On Earth, oxygenic photosynthesis evolved only once, perhaps because of its biochemical complexity (249). Consequently, if life exists elsewhere, inhabited planets with Archean-like atmospheres may be the most common type. So, determining what the Archean atmosphere was made of, and the influence of life, could help us distinguish biogenic gases in exoplanet atmospheres and so find life elsewhere (2, 250).

Last, the connection between atmospheric evolution and debated trends in solid Earth evolution was outside the scope of this review. However, quantifying temporal changes in land area, surface rock composition, weathering, the size of volcanic and metamorphic fluxes of gases, and the redox evolution of outgassing all need further development to understand their implications for Earth's atmospheric evolution or to extrapolate to exoplanets.

REFERENCES AND NOTES

- G. Arney, S. D. Domagal-Goldman, V. S. Meadows, E. T. Wolf, E. Schwieterman, B. Charnay, M. Claire, E. Hébrard, M. G. Trainer, The pale orange dot: The spectrum and habitability of hazy archean earth. *Astrobiology* **16**, 873–899 (2016).
- J. Krissansen-Totton, S. Olson, D. C. Catling, Disequilibrium biosignatures over Earth history and implications for detecting exoplanet life. *Sci. Adv.* **4**, eaao5747 (2018).
- B. E. Schirmer, M. Gugger, P. C. J. Donoghue, Cyanobacteria and the great oxidation event: Evidence from genes and fossils. *Palaeontology* **58**, 769–785 (2015).
- D. C. Catling, C. R. Glein, K. J. Zahnle, C. P. McKay, Why O₂ is required by complex life on habitable planets and the concept of planetary "oxygenation time". *Astrobiology* **5**, 415–438 (2005).
- P. E. Cloud, A working model of the primitive Earth. *Am. J. Sci.* **272**, 537–548 (1972).
- A. H. Knoll, M. A. Nowak, The timetable of evolution. *Sci. Adv.* **3**, e1603076 (2017).
- G. Luo, S. Ono, N. J. Beukes, D. T. Wang, S. Xie, R. E. Summons, Rapid oxygenation of Earth's atmosphere 2.33 billion years ago. *Sci. Adv.* **2**, e1600134 (2016).

8. A. P. Gumsley, K. R. Chamberlain, W. Bleeker, U. Söderlund, M. O. de Kock, E. R. Larsson, A. Bekker, Timing and tempo of the great oxidation event. *Proc. Natl. Acad. Sci. U.S.A.* **114**, 1811–1816 (2017).
9. H. D. Holland, Volcanic gases, black smokers, and the great oxidation event. *Geochim. Cosmochim. Acta* **66**, 3811–3826 (2002).
10. T. W. Lyons, C. T. Reinhard, N. J. Planavsky, The rise of oxygen in Earth's early ocean and atmosphere. *Nature* **506**, 307–315 (2014).
11. D. C. Catling, in *Treatise on Geochemistry*, H. D. Holland, K. K. Turekian, Eds. (Elsevier, 2014), vol. 8, pp. 191–233.
12. D. O. Gough, Solar interior structure and luminosity variations. *Sol. Phys.* **74**, 21–34 (1981).
13. J. N. Bahcall, M. H. Pinsonneault, S. Basu, Solar models: Current epoch and time dependences, neutrinos, and helioseismological properties. *Astrophys. J.* **555**, 990–1012 (2001).
14. C. Sagan, G. Mullen, Earth and Mars: Evolution of atmospheres and surface temperatures. *Science* **177**, 52–56 (1972).
15. G. Feulner, The faint young Sun problem. *Rev. Geophys.* **50**, RG2006 (2012).
16. T. M. Harrison, E. A. Bell, P. Boehnke, Hadean zircon petrochronology. *Rev. Mineral. Geochem.* **83**, 329–363 (2017).
17. S. J. Mojzsis, T. M. Harrison, R. T. Pidgeon, Oxygen-isotope evidence from ancient zircons for liquid water at the Earth's surface 4,300 Myr ago. *Nature* **409**, 178–181 (2001).
18. S. A. Wilde, J. W. Valley, W. H. Peck, C. M. Graham, Evidence from detrital zircons for the existence of continental crust and oceans on the Earth 4.4 Gyr ago. *Nature* **409**, 175–178 (2001).
19. E. A. Bell, P. Boehnke, T. M. Harrison, W. L. Mao, Potentially biogenic carbon preserved in a 4.1 billion-year-old zircon. *Proc. Natl. Acad. Sci. U.S.A.* **112**, 14518–14521 (2015).
20. B. C. Johnson, H. J. Melosh, Impact spherules as a record of an ancient heavy bombardment of Earth. *Nature* **485**, 75–77 (2012).
21. D. R. Lowe, G. R. Byerly, The terrestrial record of Late Heavy Bombardment. *New Astron. Rev.* **81**, 39–61 (2018).
22. S. Marchi, W. F. Bottke, L. T. Elkins-Tanton, M. Bierhaus, K. Wuenemann, A. Morbidelli, D. A. Kring, Widespread mixing and burial of Earth's Hadean crust by asteroid impacts. *Nature* **511**, 578–582 (2014).
23. J. M. Wolfe, G. P. Fournier, Horizontal gene transfer constrains the timing of methanogen evolution. *Nat. Ecol. Evol.* **2**, 897–903 (2018).
24. W. F. Bottke, M. D. Norman, The Late Heavy Bombardment. *Annu. Rev. Earth Planet. Sci.* **45**, 619–647 (2017).
25. N. E. B. Zellner, Cataclysm no more: New views on the timing and delivery of lunar impactors. *Orig. Life Evol. Biosph.* **47**, 261–280 (2017).
26. O. Abramov, S. J. Mojzsis, Microbial habitability of the Hadean Earth during the late heavy bombardment. *Nature* **459**, 419–422 (2009).
27. N. H. Sleep, K. J. Zahnle, J. F. Kasting, H. J. Morowitz, Annihilation of ecosystems by large asteroid impacts on the early earth. *Nature* **342**, 139–142 (1989).
28. N. Dauphas, The isotopic nature of the Earth's accreting material through time. *Nature* **541**, 521–524 (2017).
29. Z. D. Sharp, F. M. McCubbin, C. K. Shearer, A hydrogen-based oxidation mechanism relevant to planetary formation. *Earth Planet. Sci. Lett.* **380**, 88–97 (2013).
30. D. J. Frost, C. A. McCammon, The redox state of Earth's mantle. *Annu. Rev. Earth Planet. Sci.* **36**, 389–420 (2008).
31. K. Armstrong, D. J. Frost, C. A. McCammon, D. C. Rubie, T. Boffa Ballaran, Deep magma ocean formation set the oxidation state of earth's mantle. *Science* **365**, 903–906 (2019).
32. H. C. Urey, On the early chemical history of the Earth and the origin of life. *Proc. Natl. Acad. Sci. U.S.A.* **38**, 351–363 (1952).
33. H. Genda, R. Brasser, S. J. Mojzsis, The terrestrial late veneer from core disruption of a lunar-sized impactor. *Earth Planet. Sci. Lett.* **480**, 25–32 (2017).
34. J. Krissansen-Totton, G. N. Arney, D. C. Catling, Constraining the climate and ocean pH of the early Earth with a geological carbon cycle model. *Proc. Natl. Acad. Sci. U.S.A.* **115**, 4105–4110 (2018).
35. N. H. Sleep, K. Zahnle, Carbon dioxide cycling and implications for climate on ancient Earth. *J. Geophys. Res.* **106**, 1373–1399 (2001).
36. S. Kadoya, J. Krissansen-Totton, D. C. Catling, Probable cold and alkaline surface environment of the Hadean earth caused by impact ejecta weathering. *Geochim. Geophys. Res.* **21**, e2019GC008734 (2019).
37. B. Johnson, C. Goldblatt, The nitrogen budget of Earth. *Earth Sci. Rev.* **148**, 150–173 (2015).
38. T. Yoshioka, M. Wiedenbeck, S. Shcheka, H. Keppler, Nitrogen solubility in the deep mantle and the origin of Earth's primordial nitrogen budget. *Earth Planet. Sci. Lett.* **488**, 134–143 (2018).
39. R. D. Wordsworth, Atmospheric nitrogen evolution on Earth and Venus. *Earth Planet. Sci. Lett.* **447**, 103–111 (2016).
40. K. Nakamura, Y. Kato, Carbonatization of oceanic crust by the seafloor hydrothermal activity and its significance as a CO₂ sink in the Early Archean. *Geochim. Cosmochim. Acta* **68**, 4595–4618 (2004).
41. T. Shibuya, M. Yoshizaki, Y. Masaki, K. Suzuki, K. Takai, M. J. Russell, Reactions between basalt and CO₂-rich seawater at 250 and 350°C, 500 bars: Implications for the CO₂ sequestration into the modern oceanic crust and the composition of hydrothermal vent fluid in the CO₂-rich early ocean. *Chem. Geol.* **359**, 1–9 (2013).
42. N. D. Sheldon, Precambrian paleosols and atmospheric CO₂ levels. *Precambrian Res.* **147**, 148–155 (2006).
43. Y. Kanzaki, T. Murakami, Estimates of atmospheric CO₂ in the Neoproterozoic–Paleoproterozoic from paleosols. *Geochim. Cosmochim. Acta* **159**, 190–219 (2015).
44. K. Zahnle, M. Claire, D. Catling, The loss of mass-independent fractionation in sulfur due to a Paleoproterozoic collapse of atmospheric methane. *Geobiology* **4**, 271–283 (2006).
45. A. A. Pavlov, J. F. Kasting, Mass-independent fractionation of sulfur isotopes in Archean sediments: Strong evidence for an anoxic Archean atmosphere. *Astrobiology* **2**, 27–41 (2002).
46. M. W. Claire, J. F. Kasting, S. D. Domagal-Goldman, E. E. Stüeken, R. Buick, V. S. Meadows, Modeling the signature of sulfur mass-independent fractionation produced in the Archean atmosphere. *Geochim. Cosmochim. Acta* **141**, 365–380 (2014).
47. J. Farquhar, H. Bao, M. Thieme, Atmospheric influence of Earth's earliest sulfur cycle. *Science* **289**, 756–758 (2000).
48. B. Marty, L. Zimmermann, M. Pujol, R. Burgess, P. Philippot, Nitrogen isotopic composition and density of the Archean atmosphere. *Science* **342**, 101–104 (2013).
49. G. Avive, B. Marty, R. Burgess, A. Hofmann, P. Philippot, K. Zahnle, D. Zakharov, Evolution of atmospheric xenon and other noble gases inferred from Archean to Paleoproterozoic rocks. *Geochim. Cosmochim. Acta* **232**, 82–100 (2018).
50. B. Marty, G. Avive, D. V. Bekaert, M. W. Broadley, Salinity of the Archean oceans from inclusions of fluid inclusions in quartz. *C. R. Geosci.* **350**, 154–163 (2018).
51. Y. Ueno, K. Yamada, N. Yoshida, S. Maruyama, Y. Isozaki, Evidence from fluid inclusions for microbial methanogenesis in the early Archean era. *Nature* **440**, 516–519 (2006).
52. M. T. Hren, M. M. Tice, C. P. Chamberlain, Oxygen and hydrogen isotope evidence for a temperate climate 3.42 billion years ago. *Nature* **462**, 205–208 (2009).
53. R. E. Blake, S. J. Chang, A. Lepland, Phosphate oxygen isotopic evidence for a temperate and biologically active Archean ocean. *Nature* **464**, 1029–1032 (2010).
54. G. M. Young, V. von Brunn, D. J. C. Gold, W. E. L. Minter, Earth's oldest reported glaciation: Physical and chemical evidence from the Archean Mozaan Group (~2.9 Ga) of South Africa. *J. Geol.* **106**, 523–538 (1998).
55. M. J. de Wit, H. Furnes, 3.5-Ga hydrothermal fields and diamicrites in the Barberton Greenstone Belt–Paleoarchean crust in cold environments. *Sci. Adv.* **2**, e1500368 (2016).
56. S. M. Som, R. Buick, J. W. Hagadorn, T. S. Blake, J. M. Perreault, J. P. Harnmeijer, D. C. Catling, Earth's air pressure 2.7 billion years ago constrained to less than half of modern levels. *Nat. Geosci.* **9**, 448–451 (2016).
57. S. M. Som, D. C. Catling, J. P. Harnmeijer, P. M. Polivka, R. Buick, Air density 2.7 billion years ago limited to less than twice modern levels by fossil raindrop imprints. *Nature* **484**, 359–362 (2012).
58. J. Farquhar, J. Savarino, S. Airieau, M. H. Thieme, Observation of wavelength-sensitive mass-independent sulfur isotope effects during SO₂ photolysis: Implications for the early atmosphere. *J. Geophys. Res.* **106**, 32829–32839 (2001).
59. S. Ono, Photochemistry of sulfur dioxide and the origin of mass-independent isotope fractionation in Earth's atmosphere. *Annu. Rev. Earth Planet. Sci.* **45**, 301–329 (2017).
60. S. D. Domagal-Goldman, J. F. Kasting, D. T. Johnston, J. Farquhar, Organic haze, glaciations and multiple sulfur isotopes in the Mid-Archean Era. *Earth Planet. Sci. Lett.* **269**, 29–40 (2008).
61. C. E. Harman, A. A. Pavlov, D. Babikov, J. F. Kasting, Chain formation as a mechanism for mass-independent fractionation of sulfur isotopes in the Archean atmosphere. *Earth Planet. Sci. Lett.* **496**, 238–247 (2018).
62. I. Halevy, Production, preservation, and biological processing of mass-independent sulfur isotope fractionation in the Archean surface environment. *Proc. Natl. Acad. Sci. U.S.A.* **110**, 17644–17649 (2013).
63. J. Farquhar, A. L. Zerkle, A. Bekker, in *Treatise on Geochemistry*, H. D. Holland, K. K. Turekian, Eds. (Elsevier, 2014), vol. 6, pp. 91–138.
64. D. C. Catling, J. F. Kasting, *Atmospheric Evolution on Inhabited and Lifeless Worlds* (Cambridge Univ. Press, 2017).
65. B. Rasmussen, R. Buick, Redox state of the Archean atmosphere: Evidence from detrital heavy minerals in ca. 3250–2750 Ma sandstones from the Pilbara Craton, Australia. *Geology* **27**, 115–118 (1999).
66. J. E. Johnson, A. Gerpeide, M. P. Lamb, W. W. Fischer, O₂ constraints from Paleoproterozoic detrital pyrite and uraninite. *Bull. Geol. Soc. Am.* **126**, 813–830 (2014).
67. R. Rye, H. D. Holland, Paleosols and the evolution of atmospheric oxygen: A critical review. *Am. J. Sci.* **298**, 621–672 (1998).
68. C. Scott, T. W. Lyons, A. Bekker, Y. Shen, S. W. Poulton, X. Chu, A. D. Anbar, Tracing the stepwise oxygenation of the Proterozoic ocean. *Nature* **452**, 456–459 (2008).
69. R. R. Large, J. A. Halpin, L. V. Danyushevsky, V. V. Maslennikov, S. W. Bull, J. A. Long, D. D. Gregory, E. Lounejeva, T. W. Lyons, P. J. Sack, P. J. McGoldrick, C. R. Calver, Trace

- element content of sedimentary pyrite as a new proxy for deep-time ocean-atmosphere evolution. *Earth Planet Sci. Lett.* **389**, 209–220 (2014).
70. E. E. Stüeken, D. C. Catling, R. Buick, Contributions to late Archaean sulphur cycling by life on land. *Nat. Geosci.* **5**, 722–725 (2012).
 71. R. M. Gaschnig, R. L. Rudnick, W. F. McDonough, A. J. Kaufman, Z. Hu, S. Gao, Onset of oxidative weathering of continents recorded in the geochemistry of ancient glacial diamictites. *Earth Planet Sci. Lett.* **408**, 87–99 (2014).
 72. K. O. Konhauser, N. J. Planavsky, D. S. Hardisty, L. J. Robbins, T. J. Warchola, R. Haugaard, S. V. Lalonde, C. A. Partin, P. B. H. Oonk, H. Tsikos, T. W. Lyons, A. Bekker, C. M. Johnson, Iron formations: A global record of neoproterozoic to palaeoproterozoic environmental history. *Earth Sci. Rev.* **172**, 140–177 (2017).
 73. H. D. Holland, in *Treatise on Geochemistry*, H. D. Holland, K. K. Turekian, Eds. (Pergamon, 2004), pp. 1–46.
 74. K. S. Habicht, M. Gade, B. Thamdrup, P. Berg, D. E. Canfield, Calibration of sulfate levels in the Archean ocean. *Science* **298**, 2372–2374 (2002).
 75. S. A. Crowe, G. Paris, S. Katsév, C. Jones, S.-T. Kim, A. L. Zerkle, S. Nomosatryo, D. A. Fowle, J. F. Adkins, A. L. Sessions, J. Farquhar, D. E. Canfield, Sulfate was a trace constituent of Archean seawater. *Science* **346**, 735–739 (2014).
 76. E. C. Fru, N. P. Rodriguez, C. A. Partin, S. V. Lalonde, P. Andersson, D. J. Weiss, A. El Albani, I. Rodushkin, K. O. Konhauser, Cu isotopes in marine black shales record the Great Oxidation Event. *Proc. Natl. Acad. Sci. U.S.A.* **113**, 4941–4946 (2016).
 77. R. Frei, C. Gaucher, S. W. Poulton, D. E. Canfield, Fluctuations in Precambrian atmospheric oxygenation recorded by chromium isotopes. *Nature* **461**, 250–253 (2009).
 78. O. J. Rouxel, A. Bekker, K. J. Edwards, Iron isotope constraints on the Archean and Paleoproterozoic ocean redox state. *Science* **307**, 1088–1091 (2005).
 79. M. B. Andersen, C. H. Stirling, S. Weyer, Uranium isotope fractionation. *Rev. Mineral. Geochem.* **82**, 799–850 (2017).
 80. M. Wille, O. Nebel, M. J. Van Kranendonk, R. Schoenberg, I. C. Kleinhans, M. J. Ellwood, Mo-Cr isotope evidence for a reducing Archean atmosphere in 3.46–2.76 Ga black shales from the Pilbara, Western Australia. *Chem. Geol.* **340**, 68–76 (2013).
 81. B. Kendall, T. W. Dahl, A. D. Anbar, Good golly, why moly? The stable isotope geochemistry of molybdenum. *Rev. Mineral. Geochem.* **82**, 683–732 (2017).
 82. E. E. Stüeken, R. Buick, A. Bekker, D. Catling, J. Foriel, B. M. Guy, L. C. Kah, H. G. Machel, I. P. Montañez, S. W. Poulton, The evolution of the global selenium cycle: Secular trends in Se isotopes and abundances. *Geochim. Cosmochim. Acta* **162**, 109–125 (2015).
 83. A. G. Tomkins, L. Bowll, M. Genge, S. A. Wilson, H. E. A. Brand, J. L. Wykes, Ancient micrometeorites suggestive of an oxygen-rich Archaean upper atmosphere. *Nature* **533**, 235–238 (2016).
 84. P. B. Rimmer, O. Shorttle, S. Rugheimer, Oxidised micrometeorites as evidence for low atmospheric pressure on the early Earth. *Geochim. Perspect. Lett.* **9**, 38–42 (2019).
 85. O. R. Lehmer, D. C. Catling, R. Buick, D. E. Brownlee, S. Newport, Atmospheric CO₂ levels from 2.7 billion years ago inferred from micrometeorite oxidation. *Sci. Adv.* **6**, eaay4644, (2020).
 86. J. F. Kasting, in *The Proterozoic Biosphere: A Multidisciplinary Study*, J. W. Schopf, C. Klein, Eds. (Cambridge Univ. Press, 1992), pp. 1185–1187.
 87. S. L. Olson, L. R. Kump, J. F. Kasting, Quantifying the areal extent and dissolved oxygen concentrations of Archean oxygen oases. *Chem. Geol.* **362**, 35–43 (2013).
 88. M. T. Rosing, ¹³C-depleted carbon microparticles in >3700-Ma sea-floor sedimentary rocks from West Greenland. *Science* **283**, 674–676 (1999).
 89. Y. Ohtomo, T. Kakegawa, A. Ishida, T. Nagase, M. T. Rosing, Evidence for biogenic graphite in early Archaean Isua metasedimentary rocks. *Nat. Geosci.* **7**, 25–28 (2014).
 90. R. Buick, in *Planets and Life: The Emerging Science of Astrobiology*, W. T. Sullivan, J. Baross, Eds. (Cambridge Univ. Press, 2007), pp. 237–264.
 91. R. Buick, The antiquity of oxygenic photosynthesis: Evidence from stromatolites in sulphate-deficient Archaean lakes. *Science* **255**, 74–77 (1992).
 92. T. Bosak, B. Liang, M. S. Sim, A. P. Petroff, Morphological record of oxygenic photosynthesis in conical stromatolites. *Proc. Natl. Acad. Sci. U.S.A.* **106**, 10939–10943 (2009).
 93. D. T. Flannery, M. R. Walter, Archean tufted microbial mats and the Great Oxidation Event: New insights into an ancient problem. *Aust. J. Earth Sci.* **59**, 1–11 (2012).
 94. M. Hofmann, C. Heubeck, A. Airo, M. M. Tice, Morphological adaptations of 3.22 Ga-old tufted microbial mats to Archean coastal habitats (Moodies Group, Barberton Greenstone Belt, South Africa). *Precambrian Res.* **266**, 47–64 (2015).
 95. K. L. French, C. Hallmann, J. M. Hope, P. L. Schoon, J. A. Zumberge, Y. Hoshino, C. A. Peters, S. C. George, G. D. Love, J. J. Brocks, R. Buick, R. E. Summons, Reappraisal of hydrocarbon biomarkers in Archean rocks. *Proc. Natl. Acad. Sci. U.S.A.* **112**, 5915–5920 (2015).
 96. B. Eickmann, A. Hofmann, M. Wille, T. H. Bui, B. A. Wing, R. Schoenberg, Isotopic evidence for oxygenated Mesoarchaean shallow oceans. *Nat. Geosci.* **11**, 133–138 (2018).
 97. N. J. Planavsky, D. Asael, A. Hofmann, C. T. Reinhard, S. V. Lalonde, A. Knudsen, X. Wang, F. O. Ossa, E. Pecoits, A. J. B. Smith, N. J. Beukes, A. Bekker, T. M. Johnson, K. O. Konhauser, T. W. Lyons, O. J. Rouxel, Evidence for oxygenic photosynthesis half a billion years before the Great Oxidation Event. *Nat. Geosci.* **7**, 283–286 (2014).
 98. R. Riding, P. Fralick, L. Liang, Identification of an Archean marine oxygen oasis. *Precambrian Res.* **251**, 232–237 (2014).
 99. A. M. Satkoski, N. J. Beukes, W. Li, B. L. Beard, C. M. Johnson, A. redox-stratified ocean, 3.2 billion years ago. *Earth Planet Sci. Lett.* **430**, 43–53 (2015).
 100. S. A. Crowe, L. N. Dossing, N. J. Beukes, M. Bau, S. J. Kruger, R. Frei, D. E. Canfield, Atmospheric oxygenation three billion years ago. *Nature* **501**, 535–538 (2013).
 101. G. Albut, M. G. Babechuk, I. C. Kleinhans, M. Bengler, N. J. Beukes, B. Steinhilber, A. J. B. Smith, S. J. Kruger, R. Schoenberg, Modern rather than Mesoarchaean oxidative weathering responsible for the heavy stable Cr isotopic signatures of the 2.95 Ga old Ijzermijn iron formation (South Africa). *Geochim. Cosmochim. Acta* **228**, 157–189 (2018).
 102. F. Kurzwil, M. Wille, R. Schoenberg, H. Taubald, M. J. Van Kranendonk, Continuously increasing ⁹⁸Mo values in Neoproterozoic black shales and iron formations from the Hamersley Basin. *Geochim. Cosmochim. Acta* **164**, 523–542 (2015).
 103. M. Fakhraee, S. A. Crowe, S. Katsév, Sedimentary sulfur isotopes and Neoproterozoic ocean oxygenation. *Sci. Adv.* **4**, e1701835 (2018).
 104. C. T. Reinhard, R. Raiswell, C. Scott, A. D. Anbar, T. W. Lyons, A late Archean sulfidic sea stimulated by early oxidative weathering of the continents. *Science* **326**, 713–716 (2009).
 105. D. T. Flannery, A. C. Allwood, M. J. Van Kranendonk, Lacustrine facies dependence of highly ¹³C-depleted organic matter during the global age of methanotrophy. *Precambrian Res.* **285**, 216–241 (2016).
 106. L. V. Godfrey, P. G. Falkowski, The cycling and redox state of nitrogen in the Archaean ocean. *Nat. Geosci.* **2**, 725–729 (2009).
 107. J. Garvin, R. Buick, A. D. Anbar, G. L. Arnold, A. J. Kaufman, Isotopic evidence for an aerobic nitrogen cycle in the latest Archaean. *Science* **323**, 1045–1048 (2009).
 108. E. E. Stüeken, R. Buick, R. E. Anderson, J. A. Baross, N. J. Planavsky, T. W. Lyons, Environmental niches and metabolic diversity in Neoproterozoic lakes. *Geobiology* **15**, 767–783 (2017).
 109. E. E. Stüeken, R. Buick, Environmental control on microbial diversification and methane production in the Mesoarchaean. *Precambrian Res.* **304**, 64–72 (2018).
 110. A. D. Anbar, Y. Duan, T. W. Lyons, G. L. Arnold, B. Kendall, R. A. Creaser, A. J. Kaufman, G. W. Gordon, C. Scott, J. Garvin, R. Buick, A whiff of oxygen before the Great Oxidation Event? *Science* **317**, 1903–1906 (2007).
 111. A. J. Kaufman, D. T. Johnston, J. Farquhar, A. L. Masterson, T. W. Lyons, S. Bates, A. D. Anbar, G. L. Arnold, J. Garvin, R. Buick, Late Archean biospheric oxygenation and atmospheric evolution. *Science* **317**, 1900–1903 (2007).
 112. E. E. Stüeken, R. Buick, A. D. Anbar, Selenium isotopes support free O₂ in the latest Archaean. *Geology* **43**, 259–262 (2015).
 113. M. C. Koehler, R. Buick, M. A. Kipp, E. E. Stüeken, J. Zaloumis, Transient surface ocean oxygenation recorded in the ~2.66-Ga Jeerinah Formation, Australia. *Proc. Natl. Acad. Sci. U.S.A.* **115**, 7711–7716 (2018).
 114. J. F. Kasting, J. Kirschvink, in *Frontiers of Astrobiology*, C. Impey, J. Lunine, J. Funes, Eds. (Cambridge Univ. Press, 2012), pp. 115–131.
 115. W. W. Fischer, J. E. Hemp, J. E. Johnson, Evolution of oxygenic photosynthesis. *Annu. Rev. Earth Planet. Sci.* **44**, 647–683 (2016).
 116. B. Kendall, R. A. Creaser, C. T. Reinhard, T. W. Lyons, A. D. Anbar, Transient episodes of mild environmental oxygenation and oxidative continental weathering during the late Archaean. *Sci. Adv.* **1**, e1500777 (2015).
 117. S. V. Lalonde, K. O. Konhauser, Benthic perspective on Earth's oldest evidence for oxygenic photosynthesis. *Proc. Natl. Acad. Sci. U.S.A.* **112**, 995–1000 (2015).
 118. T. Cardona, P. Sánchez-Baracaldo, A. W. Rutherford, A. W. Larkum, Early Archean origin of Photosystem II. *Geobiology* **17**, 127–150 (2019).
 119. C. Magnabosco, K. R. Moore, J. M. Wolfe, G. P. Fournier, Dating phototrophic microbial lineages with reticulate gene histories. *Geobiology* **16**, 179–189 (2018).
 120. D. C. Catling, M. W. Claire, How Earth's atmosphere evolved to anoxic state: A status report. *Earth Planet. Sci. Lett.* **237**, 1–20 (2005).
 121. M. W. Claire, D. C. Catling, K. J. Zahnle, Biogeochemical modelling of the rise in atmospheric oxygen. *Geobiology* **4**, 239–269 (2006).
 122. C. Goldblatt, T. M. Lenton, A. J. Watson, Bistability of atmospheric oxygen and the Great Oxidation. *Nature* **443**, 683–686 (2006).
 123. H. D. Holland, Why the atmosphere became oxygenated: A proposal. *Geochim. Cosmochim. Acta* **73**, 5241–5255 (2009).
 124. J. F. Kasting, What caused the rise of atmospheric O₂? *Chem. Geol.* **362**, 13–25 (2013).
 125. L. M. Ward, J. Kirschvink, W. W. Fischer, Timescales of oxygenation following the evolution of oxygenic photosynthesis. *Orig. Life Evol. Biosph.* **46**, 51–65 (2016).
 126. I. H. Campbell, C. M. Allen, Formation of supercontinents linked to increases in atmospheric oxygen. *Nat. Geosci.* **1**, 554–558 (2008).
 127. T. A. Laakso, D. P. Schrag, A theory of atmospheric oxygen. *Geobiology* **15**, 366–384 (2017).
 128. C. J. Bjerrum, D. E. Canfield, Ocean productivity before about 1.9 Gyr ago limited by phosphorus adsorption onto iron oxides. *Nature* **417**, 159–162 (2002).

129. J. M. Hayes, J. R. Waldbauer, The carbon cycle and associated redox processes through time. *Phil. Trans. R. Soc. Lond. B Biol. Sci.* **361**, 931–950 (2006).
130. J. Krissansen-Totton, R. Buick, D. C. Catling, A statistical analysis of the carbon isotope record from the Archean to Phanerozoic and implications for the rise of oxygen. *Am. J. Sci.* **315**, 275–316 (2015).
131. L. A. Derry, in *Treatise on Geochemistry (Second Edition)*, H. D. Holland, K. K. Turekian, Eds. (Elsevier, 2014), pp. 239–249.
132. S. J. Daines, B. J. W. Mills, T. M. Lenton, Atmospheric oxygen regulation at low Proterozoic levels by incomplete oxidative weathering of sedimentary organic carbon. *Nat. Commun.* **8**, 14379 (2017).
133. L. R. Kump, M. E. Barley, Increased subaerial volcanism and the rise of atmospheric oxygen 2.5 billion years ago. *Nature* **448**, 1033–1036 (2007).
134. C.-T. A. Lee, L. Y. Yeung, N. R. McKenzie, Y. Yokoyama, K. Ozaki, A. Lenardic, Two-step rise of atmospheric oxygen linked to the growth of continents. *Nat. Geosci.* **9**, 417–424 (2016).
135. D. C. Catling, K. J. Zahnle, C. P. McKay, Biogenic methane, hydrogen escape, and the irreversible oxidation of early Earth. *Science* **293**, 839–843 (2001).
136. K. J. Zahnle, D. C. Catling, in *Special Paper 504: Early Earth's Atmosphere and Surface Environment*, G. H. Shaw, Ed. (Geological Soc. of America, 2014), pp. 37–48.
137. L. Kavanagh, C. Goldblatt, Using raindrops to constrain past atmospheric density. *Earth Planet Sci. Lett.* **413**, 51–58 (2015).
138. E. A. Goosmann, D. C. Catling, S. M. Som, W. Altermann, R. Buick, Eolianite grain size distributions as a proxy for large changes in planetary atmospheric density. *J. Geophys. Res.* **123**, 2506–2526 (2018).
139. H. D. Holland, *The Chemical Evolution of the Atmosphere and Oceans* (Princeton Univ. Press, 1984).
140. R. A. Berner, Geological nitrogen cycle and atmospheric N₂ over Phanerozoic time. *Geology* **34**, 413–415 (2006).
141. W. H. Schlesinger, E. S. Bernhardt, *Biogeochemistry: An Analysis of Global Change* (Academic Press, ed. 3, 2013).
142. B. W. Johnson, C. Goldblatt, EarthN: A new Earth system nitrogen model. *Geochim. Geophys. Res.* **19**, 2516–2542 (2018).
143. C. Goldblatt, M. W. Claire, T. M. Lenton, A. J. Matthews, A. J. Watson, K. J. Zahnle, Nitrogen-enhanced greenhouse warming on early Earth. *Nat. Geosci.* **2**, 891–896 (2009).
144. B. Marty, The origins and concentrations of water, carbon, nitrogen and noble gases on Earth. *Earth Planet Sci. Lett.* **313–314**, 56–66 (2012).
145. S. Mikhail, D. A. Sverjensky, Nitrogen speciation in upper mantle fluids and the origin of Earth's nitrogen-rich atmosphere. *Nat. Geosci.* **7**, 816–819 (2014).
146. D. Papineau, S. J. Mojzsis, J. A. Karhu, B. Marty, Nitrogen isotopic composition of ammoniated phyllosilicates: Case studies from Precambrian metamorphosed sedimentary rocks. *Chem. Geol.* **216**, 37–58 (2005).
147. H. Honma, High ammonium contents in the 3800 Ma Isua supracrustal rocks, central West Greenland. *Geochim. Cosmochim. Acta.* **60**, 2173–2178 (1996).
148. E. E. Stüeken, Nitrogen in ancient mud: A biosignature? *Astrobiology* **16**, 730–735 (2016).
149. S. R. Boyd, Ammonium as a biomarker in Precambrian metasediments. *Precambrian Res.* **108**, 159–173 (2001).
150. E. E. Stüeken, M. A. Kipp, M. C. Koehler, E. W. Schwieterman, B. Johnson, R. Buick, Modeling pN₂ through geological time: Implications for planetary climates and atmospheric biosignatures. *Astrobiology* **16**, 949–963 (2016).
151. P. Cartigny, B. Marty, Nitrogen isotopes and mantle geodynamics: The emergence of life and the atmosphere–crust–mantle connection. *Elements* **9**, 359–366 (2013).
152. M. A. Altabet, R. Francois, Sedimentary nitrogen isotopic ratio as a recorder for surface ocean nitrate utilization. *Global Biogeochem. Cy.* **8**, 103–116 (1994).
153. K. A. Smart, S. Tappe, R. A. Stern, S. J. Webb, L. D. Ashwall, Early Archaean tectonics and mantle redox recorded in Witwatersrand diamonds. *Nat. Geosci.* **9**, 255–260 (2016).
154. B. Marty, N. Dauphas, The nitrogen record of crust–mantle interaction and mantle convection from Archean to present. *Earth Planet Sci. Lett.* **206**, 397–410 (2003).
155. A. Mallik, Y. Li, M. Wiedenbeck, Nitrogen evolution within the Earth's atmosphere–mantle system assessed by recycling in subduction zones. *Earth Planet Sci. Lett.* **482**, 556–566 (2018).
156. D. R. Hilton, T. P. Fischer, B. Marty, Noble gases and volatile recycling at subduction zones. *Rev. Mineral. Geochem.* **47**, 319–370 (2002).
157. T. P. Fischer, Fluxes of volatiles (H₂O, CO₂, N₂, Cl, F) from arc volcanoes. *Geochem. J.* **42**, 21–38 (2008).
158. M. Homann, P. Sansjofre, M. Van Zuilen, C. Heubeck, J. Gong, B. Killingsworth, I. S. Foster, A. Airo, M. J. Van Kranendonk, M. Ader, S. V. Lalonde, Microbial life and biogeochemical cycling on land 3,220 million years ago. *Nat. Geosci.* **11**, 665–671 (2018).
159. B. Stauffer, J. Flückiger, E. Monnin, J. Schwander, J.-M. Barnola, J. Chappellaz, Atmospheric CO₂, CH₄ and N₂O records over the past 60 000 years based on the comparison of different polar ice cores. *Annal. Glaciol.* **35**, 202–208 (2002).
160. R. Navarro-Gonzalez, C. P. McKay, D. N. Mvondo, A possible nitrogen crisis for Archean life due to reduced nitrogen fixation by lightning. *Nature* **412**, 61–64 (2001).
161. J. F. Kasting, Stability of ammonia in the primitive terrestrial atmosphere. *J. Geophys. Res.* **87**, 3091–3098 (1982).
162. C. Sagan, C. Chyba, The early faint Sun paradox: Organic shielding of ultraviolet-labile greenhouse gases. *Science* **276**, 1217–1221 (1997).
163. E. T. Wolf, O. B. Toon, Fractal organic hazes provided an ultraviolet shield for early Earth. *Science* **328**, 1266–1268 (2010).
164. B. Fegley Jr., R. G. Prinn, H. Hartman, G. H. Watkins, Chemical effects of large impacts on the Earth's primitive atmosphere. *Nature* **319**, 305–308 (1986).
165. D. Parkos, A. Pikus, A. Alexeenko, H. J. Melosh, HCN production via impact ejecta reentry during the Late Heavy Bombardment. *J. Geophys. Res.* **123**, 892–909 (2018).
166. K. J. Zahnle, Photochemistry of methane and the formation of hydrocyanic acid (HCN) in the Earth's early atmosphere. *J. Geophys. Res.* **91**, 2819–2834 (1986).
167. F. Tian, J. F. Kasting, K. Zahnle, Revisiting HCN formation in Earth's early atmosphere. *Earth Planet Sci. Lett.* **308**, 417–423 (2011).
168. S. G. Driese, M. A. Jirsa, M. Ren, S. L. Brantley, N. D. Sheldon, D. Parker, M. Schmitz, Neoproterozoic paleoweathering of tonalite and metabasalt: Implications for reconstructions of 2.69 Ga early terrestrial ecosystems and paleoatmospheric chemistry. *Precambrian Res.* **189**, 1–17 (2011).
169. C. L. Blättler, L. R. Kump, W. W. Fischer, G. Paris, J. J. Kasbohm, J. A. Higgins, Constraints on ocean carbonate chemistry and pCO₂ in the Archaean and Palaeoproterozoic. *Nat. Geosci.* **10**, 41–45 (2017).
170. M. T. Rosing, D. K. Bird, N. H. Sleep, C. J. Bjerrum, No climate paradox under the faint early Sun. *Nature* **464**, 744–749 (2010).
171. H. Ohmoto, Y. Watanabe, K. Kumazawa, Evidence from massive siderite beds for a CO₂-rich atmosphere before, 1.8 billion years ago. *Nature* **429**, 395–399 (2004).
172. B. Rasmussen, J. R. Muhling, Making magnetite late again: Evidence for widespread magnetite growth by thermal decomposition of siderite in Hamersley banded iron formations. *Precambrian Res.* **306**, 64–93 (2018).
173. F. Gáb, C. Ballhaus, J. Siemens, A. Heuser, M. Lissner, T. Geisler, D. Garbe-Schönberg, Siderite cannot be used as CO₂ sensor for Archaean atmospheres. *Geochim. Cosmochim. Acta* **214**, 209–225 (2017).
174. J. C. G. Walker, P. B. Hays, J. F. Kasting, A negative feedback mechanism for the long-term stabilization of Earth's surface temperature. *J. Geophys. Res.* **86**, 9776–9782 (1981).
175. L. A. Coogan, K. M. Gillis, Low-temperature alteration of the seafloor: Impacts on ocean chemistry. *Annu. Rev. Earth Planet. Sci.* **46**, 21–45 (2018).
176. R. M. Garrels, Silica: Role in the buffering of natural waters. *Science* **148**, 69 (1965).
177. T. T. Isson, N. J. Planavsky, Reverse weathering as a long-term stabilizer of marine pH and planetary climate. *Nature* **560**, 471–475 (2018).
178. S. Rahman, R. C. Aller, J. K. Cochran, The missing silica sink: Revisiting the marine sedimentary Si cycle using cosmogenic ³²Si. *Global Biogeochem. Cyc.* **31**, 1559–1578 (2017).
179. K. Wallmann, G. Aloisi, M. Haeckel, P. Tishchenko, G. Pavlova, J. Greinert, S. Kutterolf, A. Eisenhauer, Silicate weathering in anoxic marine sediments. *Geochim. Cosmochim. Acta* **72**, 2895–2918 (2008).
180. C. Ehlert, K. Doering, K. Wallmann, F. Scholz, S. Sommer, P. Grasse, S. Geilert, M. Frank, Stable silicon isotope signatures of marine pore waters – Biogenic opal dissolution versus authigenic clay mineral formation. *Geochim. Cosmochim. Acta* **191**, 102–117 (2016).
181. J. Krissansen-Totton, D. C. Catling, A coupled carbon-silicon cycle model over Earth history: Reverse weathering as a possible explanation of a warm mid-Proterozoic climate. *Earth Planet Sci. Lett.*, in review as of 2020.
182. B. Charnay, G. Le Hir, F. Fluteau, F. Forget, D. C. Catling, A warm or cold early Earth? New insights from a 3-D climate-carbon model. *Earth Planet Sci. Lett.* **474**, 97–109 (2017).
183. P. Kharecha, J. F. Kasting, J. Siefert, A coupled atmosphere–ecosystem model of the early Archaean Earth. *Geobiology* **3**, 53–76 (2005).
184. K. Ozaki, E. Tajika, P. K. Hong, Y. Nakagawa, C. T. Reinhard, Effects of primitive photosynthesis on Earth's early climate system. *Nat. Geosci.* **11**, 55–59 (2018).
185. E. C. Pope, D. K. Bird, M. T. Rosing, Isotope composition and volume of Earth's early oceans. *Proc. Natl. Acad. Sci. U.S.A.* **109**, 4371–4376 (2012).
186. H. Kurokawa, J. Foriel, M. Laneuville, C. Houser, T. Usui, Subduction and atmospheric escape of Earth's seawater constrained by hydrogen isotopes. *Earth Planet Sci. Lett.* **497**, 149–160 (2018).
187. K. J. Zahnle, M. Gacesa, D. C. Catling, Strange messenger: A new history of hydrogen on Earth, as told by Xenon. *Geochim. Cosmochim. Acta* **244**, 56–85 (2019).
188. P. F. Hoffman, The Great Oxidation and a Siderian snowball Earth: MIF-S based correlation of Paleoproterozoic glacial epochs. *Chem. Geol.* **362**, 143–156 (2013).
189. P. S. Adam, G. Borrel, S. Gribaldo, Evolutionary history of carbon monoxide dehydrogenase/acetyl-CoA synthase, one of the oldest enzymatic complexes. *Proc. Natl. Acad. Sci. U.S.A.* **115**, E1166–E1173 (2018).
190. J. F. Kasting, in *Special Paper 504: Early Earth's Atmosphere and Surface Environment*, G. H. Shaw, Ed. (Geological Society of America, 2014), pp. 19–28.

191. J. F. Kasting, K. J. Zahnle, J. C. G. Walker, Photochemistry of methane in the Earth's early atmosphere. *Precambrian Res.* **20**, 121–148 (1983).
192. M. G. Trainer, A. A. Pavlov, H. L. De Witt, J. L. Jimenez, C. P. McKay, O. B. Toon, M. A. Tolbert, Organic haze on Titan and the early Earth. *Proc. Natl. Acad. Sci. U.S.A.* **103**, 18035–18042 (2006).
193. G. Izon, A. L. Zerkle, I. Zhelezinskaia, J. Farquhar, R. J. Newton, S. W. Poulton, J. L. Eigenbrode, M. W. Claire, Multiple oscillations in Neoproterozoic atmospheric chemistry. *Earth Planet. Sci. Lett.* **431**, 264–273 (2015).
194. G. Izon, A. L. Zerkle, K. H. Williford, J. Farquhar, S. W. Poulton, M. W. Claire, Biological regulation of atmospheric chemistry en route to planetary oxygenation. *Proc. Natl. Acad. Sci. U.S.A.* **114**, E2571–E2579 (2017).
195. C. Thomazo, E. G. Nisbet, N. V. Grassineau, M. Peters, H. Strauss, Multiple sulfur and carbon isotope composition of sediments from the Belingwe Greenstone Belt (Zimbabwe): A biogenic methane regulation on mass independent fractionation of sulfur during the Neoproterozoic? *Geochim. Cosmochim. Acta* **121**, 120–138 (2013).
196. A. L. Zerkle, M. Claire, S. D. Domagal-Goldman, J. Farquhar, S. W. Poulton, A bistable organic-rich atmosphere on the Neoproterozoic Earth. *Nat. Geosci.* **5**, 359–363 (2012).
197. T. A. Kral, K. M. Brink, S. L. Miller, C. P. McKay, Hydrogen consumption by methanogens on the early Earth. *Orig. Life Evol. Biosph.* **28**, 311–319 (1998).
198. D. E. Canfield, M. T. Rosing, C. Bjerrum, Early anaerobic metabolisms. *Phil. Trans. R. Soc. Lond. B Biol. Sci.* **361**, 1819–1834 (2006).
199. M. K. Schutz, O. Bildstein, M. L. Schlegel, M. Libert, Biotic Fe(III) reduction of magnetite coupled to H₂ oxidation: Implication for radioactive waste geological disposal. *Chem. Geol.* **419**, 67–74 (2015).
200. S. Kadoya, D. C. Catling, Constraints on hydrogen levels in the Archean atmosphere based on detrital magnetite. *Geochim. Cosmochim. Acta* **262**, 207–219 (2019).
201. E. Hebrard, B. Marty, Coupled noble gas–hydrocarbon evolution of the early Earth atmosphere upon solar UV irradiation. *Earth Planet. Sci. Lett.* **385**, 40–48 (2014).
202. R. Parai, S. Mukhopadhyay, Xenon isotopic constraints on the history of volatile recycling into the mantle. *Nature* **560**, 223–227 (2018).
203. V. G. Anicich, A survey of bimolecular ion–molecule reactions for use in modeling the chemistry of planetary atmospheres, cometary comae, and interstellar clouds. *Astrophys. J. Supp. S.* **84**, 215–315 (1993).
204. J. F. Kasting, K. J. Zahnle, J. P. Pinto, A. T. Young, Sulfur, ultraviolet radiation, and the early evolution of life. *Orig. Life Evol. Biosph.* **19**, 95–108 (1989).
205. T. E. Graedel, I.-J. Sackmann, A. I. Boothroyd, Early solar mass loss: A potential solution to the weak sun paradox. *Geophys. Res. Lett.* **18**, 1881–1884 (1991).
206. I. J. Sackmann, A. I. Boothroyd, Our Sun. V. A bright young Sun consistent with helioseismology and warm temperatures on ancient Earth and Mars. *Astrophys. J.* **583**, 1024–1039 (2003).
207. B. E. Wood, H. R. Muller, G. P. Zank, J. L. Linsky, S. Redfield, New mass-loss measurements from astrophysical Lyman-alpha absorption. *Astrophys. J.* **628**, L143–L146 (2005).
208. D. A. Minton, R. Malhotra, Assessing the massive young sun hypothesis to solve the warm young Earth puzzle. *Astrophys. J.* **660**, 1700–1706 (2007).
209. W. B. Rossow, A. Henderson-Sellers, S. K. Weinrich, Cloud feedback: A stabilizing effect for the early Earth? *Science* **217**, 1245–1247 (1982).
210. R. Rondanelli, R. S. Lindzen, Can thin cirrus clouds in the tropics provide a solution to the faint young Sun paradox? *J. Geophys. Res.* **115**, D02108 (2010).
211. C. Goldblatt, K. J. Zahnle, Clouds and the faint young Sun paradox. *Clim. Past* **7**, 203–220 (2011).
212. B. Charnay, F. Forget, R. Wordsworth, J. Leconte, E. Millour, F. Codron, A. Spiga, Exploring the faint young Sun problem and the possible climates of the Archean Earth with a 3-D GCM. *J. Geophys. Res.* **118**, 10414–10431 (2013).
213. E. T. Wolf, O. B. Toon, Hospitable Archean climates simulated by a general circulation model. *Astrobiology* **13**, 656–673 (2013).
214. J. F. Kasting, Theoretical constraints on oxygen and carbon dioxide concentrations in the Precambrian atmosphere. *Precambrian Res.* **34**, 205–229 (1987).
215. J. D. Haqq-Misra, S. D. Domagal-Goldman, P. J. Kasting, J. F. Kasting, A revised, hazy methane greenhouse for the Archean Earth. *Astrobiology* **8**, 1127–1137 (2008).
216. C. P. McKay, J. B. Pollack, R. Courtin, The greenhouse and antigreenhouse effects on Titan. *Science* **253**, 1118–1121 (1991).
217. C. Sagan, Reducing greenhouses and temperature history of Earth and Mars. *Nature* **269**, 224–226 (1977).
218. R. Wordsworth, R. Pierrehumbert, Hydrogen-nitrogen greenhouse warming in Earth's early atmosphere. *Science* **339**, 64–67 (2013).
219. Y. Ueno, M. S. Johnson, S. O. Danielache, C. Eskebjerg, A. Pandey, N. Yoshida, Geological sulfur isotopes indicate elevated OCS in the Archean atmosphere, solving faint young sun paradox. *Proc. Natl. Acad. Sci. U.S.A.* **106**, 14784–14789 (2009).
220. J. E. Lovelock, A. J. Watson, The regulation of carbon dioxide and climate: Gaia or geochemistry. *Planet. Space Sci.* **30**, 795–802 (1982).
221. T. Tyrrell, *On Gaia: A Critical Investigation of the Relationship Between Life and Earth* (Princeton Univ. Press, 2013), pp. 311.
222. W. F. Doolittle, Making evolutionary sense of Gaia. *Trends Ecol. Evol.* **34**, 889–894 (2019).
223. J. C. Zachos, G. R. Dickens, R. E. Zeebe, An early Cenozoic perspective on greenhouse warming and carbon-cycle dynamics. *Nature* **451**, 279–283 (2008).
224. N. Nhleko, The Pongola Supergroup in Swaziland, D.Phil. thesis, Rand Afrikaans University, Johannesburg (2004), pp. 285.
225. R. W. Ojakangas, R. Srinivasan, V. S. Hegde, S. M. Chandrakant, S. V. Srikantia, The Tayla conglomerate: An Archean (~2.7 Ga) glaciomarine formation, Western Dharwar Craton, Southern India. *Curr. Sci.* **106**, 287–396 (2014).
226. N. J. Page, in *Earth's Pre-Pleistocene Glacial Record*, M. J. Hambrey, N. B. Harland, Eds. (Cambridge Univ. Press, 1981), pp. 821–823.
227. L. P. Knauth, Temperature and salinity history of the Precambrian ocean: Implications for the course of microbial evolution. *Palaeogeog. Palaeoclimat. Palaeoecol.* **219**, 53–69 (2005).
228. N. H. Sleep, A. M. Hessler, Weathering of quartz as an Archean climatic indicator. *Earth Planet. Sci. Lett.* **241**, 594–602 (2006).
229. J. F. Kasting, M. T. Howard, K. Wallmann, J. Veizer, G. Shields, J. Jaffrés, Paleoclimates, ocean depth, and the oxygen isotopic composition of seawater. *Earth Planet. Sci. Lett.* **252**, 82–93 (2006).
230. J. B. D. Jaffres, G. A. Shields, K. Wallmann, The oxygen isotope evolution of seawater: A critical review of a long-standing controversy and an improved geological water cycle model for the past 3.4 billion years. *Earth Sci. Rev.* **83**, 83–122 (2007).
231. J. N. Cammack, M. J. Spicuzza, A. J. Cavosie, M. J. Van Kranendonk, A. H. Hickman, R. Kozdon, I. J. Orland, K. Kitajima, J. W. Valley, SIMS microanalysis of the Strelley Pool Formation cherts and the implications for the secular-temporal oxygen-isotope trend of cherts. *Precambrian Res.* **304**, 125–139 (2018).
232. C. Holmden, K. Muehlenbachs, The ¹⁸O/¹⁶O ratio of 2-billion-year-old seawater inferred from ancient oceanic crust. *Science* **259**, 1733–1736 (1993).
233. R. T. Gregory, in *Stable Isotope Geochemistry: A Tribute to Samuel Epstein*, H. P. Taylor, J. R. O'Neil, I. R. Kaplan, Eds. (Min. Soc. America, 1991), pp. 65–76.
234. R. Tartèse, M. Chaussidon, A. Gurenko, F. Delarue, F. Robert, Warm Archean oceans reconstructed from oxygen isotope composition of early-life remnants. *Geochem. Persp. Lett.* **3**, 55–65 (2017).
235. U. Ryb, J. M. Eiler, Oxygen isotope composition of the Phanerozoic ocean and a possible solution to the dolomite problem. *Proc. Natl. Acad. Sci. U.S.A.* **115**, 6602–6607 (2018).
236. N. Gallii, A. Shemesh, R. Yam, I. Brailovsky, M. Sela-Adler, E. M. Schuster, C. Collom, A. Bekker, N. Planavsky, F. A. Macdonald, A. Prémat, M. Rudmin, W. Trela, U. Stuesson, J. M. Heikoop, M. Aurell, J. Ramajo, I. Halevy, The geologic history of seawater oxygen isotopes from marine iron oxides. *Science* **365**, 469–473 (2019).
237. J. Marin-Carbonne, F. Robert, M. Chaussidon, The silicon and oxygen isotope compositions of Precambrian cherts: A record of oceanic paleo-temperatures? *Precambrian Res.* **247**, 223–234 (2014).
238. F. Robert, M. Chaussidon, A palaeotemperature curve for the Precambrian oceans based on silicon isotopes in cherts. *Nature* **443**, 969–972 (2006).
239. S. Sengupta, A. Pack, Triple oxygen isotope mass balance for the Earth's oceans with application to Archean cherts. *Chem. Geol.* **495**, 18–26 (2018).
240. E. A. Gaucher, S. Govindarajan, O. K. Ganesh, Palaeotemperature trend for Precambrian life inferred from resurrected proteins. *Nature* **451**, 704–707 (2008).
241. A. K. Garcia, J. W. Schopf, S.-i. Yokobori, S. Akanuma, A. Yamagishi, Reconstructed ancestral enzymes suggest long-term cooling of Earth's photic zone since the Archean. *Proc. Natl. Acad. Sci. U.S.A.* **114**, 4619–4624 (2017).
242. B. Boussau, S. Blanquart, A. Necșulea, N. Lartillot, M. Gouy, Parallel adaptations to high temperatures in the Archean eon. *Nature* **456**, 942–945 (2008).
243. M. D. Cantine, G. P. Fournier, Environmental adaptation from the origin of life to the Last Universal Common Ancestor. *Orig. Life Evol. Biosph.* **48**, 35–54 (2018).
244. R. Buick, J. S. R. Dunlop, Evaporitic sediments of Early Archean age from the Warrawoona Group, North-Pole, Western-Australia. *Sedimentology* **37**, 247–277 (1990).
245. L. A. Hardie, The Gypsum–anhydrite equilibrium at one atmosphere pressure. *Am. Min.* **52**, 171–200 (1967).
246. B. Runnegar, W. A. Dollase, R. A. Ketcham, M. Colbert, W. D. Carlson, Early archean sulfates from western Australia first formed as hydrothermal barites not gypsum evaporites (Geological Society of America, Annual Meeting, No. 166-160, 2001).
247. G. E. Williams, Geological constraints on the Precambrian history of earth's rotation and the moon's orbit. *Rev. Geophys.* **38**, 37–59 (2000).
248. R. Chemeq, Y. Kaspi, I. Halevy, The thermodynamic effect of atmospheric mass on early Earth's temperature. *Geophys. Res. Lett.* **43**, 11414–11422 (2016).
249. A. Knoll, in *The Cyanobacteria: Molecular Biology, Genetics and Evolution*, A. Herrero, E. Flores, Eds. (Caister Academic Press, 2008), pp. 1–19.
250. J. Krissansen-Totton, R. Garland, P. Irwin, D. C. Catling, Detectability of biosignatures in anoxic atmospheres with the James Webb Space Telescope: A TRAPPIST-1e case study. *Astronom. J.* **156**, 114 (2018).

251. D. S. Hardisty, Z. Lu, N. J. Planavsky, A. Bekker, P. Philippot, X. Zhou, T. W. Lyons, An iodine record of Paleoproterozoic surface ocean oxygenation. *Geology* **42**, 619–622 (2014).
252. N. J. Planavsky, D. B. Cole, T. T. Isson, C. T. Reinhard, P. W. Crockford, N. D. Sheldon, T. W. Lyons, A case for low atmospheric oxygen levels during Earth's middle history. *Emerg. Top. Life. Sci.* **2**, 149–159 (2018).
253. I. J. Glasspool, A. C. Scott, Phanerozoic concentrations of atmospheric oxygen reconstructed from sedimentary charcoal. *Nat. Geosci.* **3**, 627–630 (2010).
254. R. A. Berner, GEOCARBSULF: A combined model for Phanerozoic atmospheric O₂ and CO₂. *Geochim. Cosmochim. Acta* **70**, 5653–5664 (2006).
255. N. M. Bergman, T. M. Lenton, A. J. Watson, COPSE: A new model of biogeochemical cycling over Phanerozoic time. *Am. J. Sci.* **304**, 397–437 (2004).
256. G. L. Foster, D. L. Royer, D. J. Lunt, Future climate forcing potentially without precedent in the last 420 million years. *Nat. Commun.* **8**, 14845 (2017).
257. A. M. Hessler, D. R. Lowe, R. L. Jones, D. K. Bird, A lower limit for atmospheric carbon dioxide levels 3.2 billion years ago. *Nature* **428**, 736–738 (2004).
258. L. C. Kah, R. Riding, Mesoproterozoic carbon dioxide levels inferred from calcified cyanobacteria. *Geology* **35**, 799–802 (2007).
259. R. Rye, P. H. Kuo, H. D. Holland, Atmospheric carbon dioxide concentrations before 2.2 billion years ago. *Nature* **378**, 603–605 (1995).
260. D. C. Catling, K. J. Zahnle, C. P. McKay, What caused the second rise of O₂ in the late Proterozoic? Methane, sulfate, and irreversible oxidation. *Astrobiology* **2**, 569 (2002).
261. A. A. Pavlov, M. T. Hurtgen, J. F. Kasting, M. A. Arthur, Methane-rich Proterozoic atmosphere? *Geology* **31**, 87–90 (2003).
262. S. L. Olson, C. T. Reinhard, T. W. Lyons, Limited role for methane in the mid-Proterozoic greenhouse. *Proc. Natl. Acad. Sci. U.S.A.* **113**, 11447–11452 (2016).
263. S. J. Daines, T. M. Lenton, The effect of widespread early aerobic marine ecosystems on methane cycling and the Great Oxidation. *Earth Planet Sci. Lett.* **434**, 42–51 (2016).
264. M. Zhao, C. T. Reinhard, N. Planavsky, Terrestrial methane fluxes and Proterozoic climate. *Geology* **46**, 139–142 (2017).
265. D. Beerling, R. A. Berner, F. T. Mackenzie, M. B. Harfoot, J. A. Pyle, Methane and the CH₄-related greenhouse effect over the past 400 million years. *Am. J. Sci.* **309**, 97–113 (2009).
266. S. M. Cather, N. W. Dunbar, F. W. McDowell, W. C. McIntosh, P. A. Scholle, Climate forcing by iron fertilization from repeated ignimbrite eruptions: The icehouse–silicic large igneous province (SLIP) hypothesis. *Geosphere* **5**, 315–324 (2009).
267. P. F. Hoffman, D. S. Abbot, Y. Ashkenazy, D. I. Benn, J. J. Brocks, P. A. Cohen, G. M. Cox, J. R. Creveling, Y. Donnadieu, D. H. Erwin, I. J. Fairchild, D. Ferreira, J. C. Goodman, G. P. Halverson, M. F. Jansen, G. L. Hir, G. D. Love, F. A. Macdonald, A. C. Maloof, C. A. Partin, G. Ramstein, B. E. J. Rose, C. V. Rose, P. M. Sadler, E. Ziperman, A. Voigt, S. G. Warren, Snowball Earth climate dynamics and Cryogenian geology-geobiology. *Sci. Adv.* **3**, e1600983 (2017).
268. N. J. Geboy, A. J. Kaufman, R. J. Walker, A. Misi, T. F. de Oliveira, K. E. Miller, K. Azmy, B. Kendall, S. W. Poulton, Re-Os age constraints and new observations of Proterozoic glacial deposits in the Vazante Group, Brazil. *Precambrian Res.* **238**, 199–213 (2013).
269. C. J. S. Alvarenga, G. D. Oliveira, L. C. Vieira, R. V. Santos, M. C. Baptista, E. L. Dantas, Carbonate chemostratigraphy of the Vazante Group, Brazil: A probable Tonian age. *Precambrian Res.* **331**, 105378 (2019).
270. J. F. Kasting, H. D. Holland, J. P. Pinto, Oxidant abundances in rainwater and the evolution of atmospheric oxygen. *J. Geophys. Res.* **90**, 10,497–10,510 (1985).
271. J. F. Kasting, A. A. Pavlov, J. L. Siefert, A coupled ecosystem-climate model for predicting the methane concentration in the Archean atmosphere. *Orig. Life Evol. Biosph.* **31**, 271–285 (2001).
272. J. W. Murray, K. Stewart, S. Kassakian, M. Krynytzky, D. DiJulio, in *The Black Sea Flood Question: Changes in Coastline, Climate, and Human Settlement*, V. Yanko-Hombach, A. S. Gilbert, N. Panin, P. M. Dolukhanov, Eds. (Springer Netherlands, 2007), pp. 1–21.

Acknowledgments: We thank R. Buick and three anonymous reviewers for comments that improved the manuscript. **Funding:** D.C.C. was supported by the NASA Exobiology grant NNX15AL23G, the Simons Foundation SCOL award 511570, and the NSF Frontiers in Earth System Dynamics award no. 1338810. D.C.C. and K.J.Z. acknowledge support from the NASA Astrobiology Institute's Virtual Planetary Laboratory grants NNA13AA93A and 80NSSC18K0829. D.C.C. also acknowledges a Leverhulme Trust Visiting Professorship at the University of Cambridge while drafting this Review. **Author contributions:** D.C.C. drafted the figures, table, and outline. Both authors wrote the paper. **Competing interests:** The authors declare that they have no competing interests. **Data and materials availability:** All data needed to evaluate the conclusions in the paper are present in the paper and the cited literature. Additional data related to this paper may be requested from the authors.

Submitted 25 February 2019

Accepted 10 December 2019

Published 26 February 2020

10.1126/sciadv.aax1420

Citation: D. C. Catling, K. J. Zahnle, The Archean atmosphere. *Sci. Adv.* **6**, eaax1420 (2020).