



RESEARCH ARTICLE

REVISED CAPE for measuring callous-unemotional traits in disadvantaged families: a cross-sectional validation study [version 2; peer review: 3 approved]

Luna C.M. Centifanti ¹, Hannah Shaw ¹, Katherine J. Atherton ², Nicholas D. Thomson ³, Susanne MacLellan ², Paul J. Frick ^{4,5}

¹Department of Clinical Psychology, University of Liverpool, Liverpool, UK

²Department of Psychology, University of Durham, Durham, UK

³Department of Surgery Division of Acute Care Surgical Services, Virginia Commonwealth University, Richmond, USA

⁴Department of Psychology, Louisiana State University, Baton Rouge, USA

⁵Institute for Learning Sciences and Teacher Education, Australian Catholic University, Sydney, Australia

v2 First published: 09 Jul 2019, 8:1027 (<https://doi.org/10.12688/f1000research.19605.1>)
 Latest published: 27 Feb 2020, 8:1027 (<https://doi.org/10.12688/f1000research.19605.2>)

Abstract

Background: Callous-unemotional (CU) traits are important for designating a distinct subgroup of children and adolescents with behaviour problems. As a result, CU traits are now used to form the specifier “with Limited Prosocial Emotions” that is part of the diagnostic criteria for the Conduct Disorder in the Diagnostic and Statistical Manual of Mental Disorders 5th Edition (DSM-5) and International Classification of Diseases 11th Revision (ICD-11). Given this inclusion in major classification systems, it is important to develop and test methods for assessing these traits that can be used in clinical settings. The present study aimed to validate a clinician rating of CU traits, the Clinical Assessment of Prosocial Emotions, Version 1.1 (CAPE 1.1), in a sample of hard-to-reach families referred to a government program designed to prevent the development of behaviour problems in high risk families.

Methods: Clinical ratings of children were obtained from 34 families of children ages 5 to 18 (M=13.5; SD=3.2). The ratings on the CAPE 1.1 were based on interviews with both parent and child.

Results: Of the sample, 21% (100% male) met the diagnostic cut-off for the specifier according to the CAPE 1.1, and CAPE 1.1 scores were associated with parent ratings of CU traits, psychopathic traits, and externalising behaviours. CAPE 1.1 ratings were also associated with risk for violence obtained from case files.

Conclusions: These findings provide preliminary evidence for the validity of the CAPE 1.1 as clinician rated measure of CU traits.

Keywords

Assessment, Callous-Unemotional Traits, Conduct Problems, Families, Personality, Externalizing Behavior

Open Peer Review

Reviewer Status

	Invited Reviewers		
	1	2	3
version 2 (revision) 27 Feb 2020	 report	 report	 report
version 1 09 Jul 2019	 report	 report	 report

- Stuart F. White** , Boys Town National Research Hospital, Boys Town, USA
- Giorgos Georgiou** , European University Cyprus, Nicosia, Cyprus
- Timothy R. Stickle**, University of Vermont, Burlington, USA

Any reports and responses or comments on the article can be found at the end of the article.

Corresponding author: Luna C.M. Centifanti (lcentifanti@gmail.com)

Author roles: **Centifanti LCM:** Conceptualization, Data Curation, Formal Analysis, Funding Acquisition, Investigation, Methodology, Project Administration, Resources, Software, Supervision, Validation, Visualization, Writing – Original Draft Preparation, Writing – Review & Editing; **Shaw H:** Data Curation, Formal Analysis, Visualization, Writing – Original Draft Preparation, Writing – Review & Editing; **Atherton KJ:** Data Curation, Formal Analysis, Writing – Review & Editing; **Thomson ND:** Data Curation, Formal Analysis, Investigation, Methodology, Resources, Writing – Review & Editing; **MacLellan S:** Data Curation, Investigation, Methodology, Resources; **Frick PJ:** Conceptualization, Resources, Writing – Review & Editing

Competing interests: Dr Paul Frick is the creator of the CAPE measure.

Grant information: This study was not externally funded except through consultancy with Stockton-on-Tees County Council given to LCMC. *The funders had no role in study design, data collection and analysis, decision to publish, or preparation of the manuscript.*

Copyright: © 2020 Centifanti LCM *et al.* This is an open access article distributed under the terms of the [Creative Commons Attribution License](#), which permits unrestricted use, distribution, and reproduction in any medium, provided the original work is properly cited.

How to cite this article: Centifanti LCM, Shaw H, Atherton KJ *et al.* **CAPE for measuring callous-unemotional traits in disadvantaged families: a cross-sectional validation study [version 2; peer review: 3 approved]** F1000Research 2020, 8:1027 (<https://doi.org/10.12688/f1000research.19605.2>)

First published: 09 Jul 2019, 8:1027 (<https://doi.org/10.12688/f1000research.19605.1>)

REVISED Amendments from Version 1

The major difference between version 1 and 2 of this manuscript was removal of the sibling data and only including target child data. This makes the manuscript more focused since we only collected CAPE data on the target child.

Any further responses from the reviewers can be found at the end of the article

Introduction

Callous-unemotional (CU) traits include behaviours that reflect a lack of caring for others and for doing things well, a lack of guilt and remorse, and a lack of emotional depth in interactions with others¹. CU traits across childhood and adolescence have been associated with delinquency, aggression and impairing conduct problems²⁻⁴. These traits have proven useful for designating a subgroup of children with serious conduct problems who show distinct emotional, cognitive, and social correlates relative to other youth with behaviour problems⁵. Further, there is evidence that children with serious behaviour problems who also show elevated levels of CU traits show less positive responses to many interventions used to treat conduct problems^{6,7}. As a result of this evidence for both their clinical and etiological validity, CU traits have recently been included in the specifier “with Limited Prosocial Emotions” (LPE) for the diagnostic criteria for Conduct Disorder in the DSM 5 (Diagnostic and Statistical Manual of Mental Disorders, 5th Edition;⁸) and for the diagnostic criteria for Oppositional Defiant Disorder and Conduct Disorder in the ICD-11 (International Classification of Diseases version 11;⁹).

Conduct problems are one of the most frequent reasons that youth are referred for mental health treatment¹⁰ and they are very costly to the community due to their association with delinquency¹¹. As noted above, those children with serious conduct problems who also have elevated CU traits show less positive responses to many forms of treatment, possibly because of their deficits in emotional responding to the distress in others and abnormalities in their reward and punishment processing¹²⁻¹⁴. However, certain treatments that are tailored to their unique emotional and cognitive style have shown some limited success in children and adolescents with elevated CU traits^{7,15,16}. Thus, accurate assessment of these traits is critical for treatment planning¹⁷.

With the inclusion in major classification systems used to diagnose childhood behaviour problems and their importance for guiding effective treatment, it is crucial to have measures of CU traits that can be used in high risk samples to make important clinical decisions. This is especially true when children are young, since early interventions tend to be most effective¹⁸⁻²⁰. To date, much of the research on CU traits has relied on informant rating scales that have proven to reliably assess these traits from the age of three years^{16,21} and in a way that is relatively stable between childhood and adolescence^{22,23}. Further, behaviour ratings provide a very time-efficient method for assessing these traits in research because they are easy to complete and do not require high levels of training to administer and interpret.

However, there are significant limitations in the sole reliance on rating scales for making clinical decisions. First, well-established clinical cut-offs are not available for many of these measures to designate when the level of these traits is severe and impairing enough to warrant a diagnosis^{21,24}. Second, as is the case for all forms of psychopathology in children²⁵, ratings of CU traits from different informants often show only modest levels of agreement²⁶. This lack of correspondence across different sources of information makes it a challenge for clinicians to know how best to integrate these discrepant reports when making diagnoses²⁷. Third, a number of biases, both intentional (e.g., deception) and unintentional (e.g., social desirability), can influence ratings of CU traits that need to be considered when making clinical decisions and such sources of bias are often difficult to determine from questionnaires²⁷⁻²⁹. Fourth, it appears that the optimum assessment of CU traits that detects the construct across all levels of severity requires the use of both positively worded items in which affirmative response denotes more callous and unemotional behaviours (e.g., “do you seem cold and uncaring to others”), as well as negatively worded items in which an affirmative response denotes lower levels of the construct (e.g., “do you feel bad or guilty when you do something wrong?”³⁰). However, negatively worded items can be difficult to understand and put strain on a child’s verbal abilities, which have been found to be deficient in children with conduct problems³¹. Thus, when making clinical decisions, it is important that items are accurately understood by those providing information. A final issue with existing rating scale measures of CU traits is that they were not developed specifically to assess the criteria for the LPE specifier included in the DSM-5 and ICD-11, which further complicates their use for making the diagnosis²¹.

To overcome these limitations of existing measures of CU traits, the Clinical Assessment of Prosocial Emotions, Version 1.1 (CAPE 1.1;³²) was developed to assess CU traits in children and adolescents ages 3 to 21 years of age. The CAPE 1.1 was designed specifically to assess the four symptoms of the LPE specifier now included in the DSM 5: lack of guilt/remorse, callousness and lack of empathy, unconcern about performance, and shallow or deficient affect. The CAPE 1.1 uses the structured professional judgement approach to assessment. That is, very explicit descriptions of the four symptoms are provided and experienced clinicians rate the children on each symptom using a three-point scale (0=not at all descriptive; 1=somewhat descriptive; 2=definitely descriptive) based on all sources of information. The manual has descriptions of prototypical behaviour for each of the four items to aid the interviewer in making their ratings. Also, the CAPE 1.1 is explicitly designed to not rely on any single source of information and it provides a semi-structured interview format to aid the clinician in obtaining information from the child, parents, and other informants. These interviews start with stem questions directly related to the items being rated (e.g., “Does _____ seem to care and be concerned about the feelings of others?”). The clinician follows up by asking for examples to ensure that the informant understood the question and by asking other questions (e.g., “Is this how he is most of the time and with most people”) to aid in scoring. The semi-structured format allows the

interviewer to probe and ask for as many examples as needed. The final ratings are only made by considering all sources of information and, to conform to DSM-5 criteria, a diagnosis is made when two or more items are scored as being “very descriptive” (the maximum score of 2) of the child.

In summary, the CAPE 1.1 was designed to overcome many of the limitations of existing measures of CU traits for making clinical diagnoses of the LPE specifier. However, to date, there has been no published data testing the validity of this method. Thus, we investigated the validity of the CAPE 1.1 in a group of socially disadvantaged families that are part of the ‘Troubled Families Scheme’ and the ‘Family Intervention Programme’ - implemented by the UK government. Children who show serious conduct problems tend to come from high-risk backgrounds involving disorganized, highly stressed, or economically disadvantaged families³³, and the schemes provide early intervention for these behaviour problems facilitated by local county councils. The schemes target families in which parents experience unemployment, their children fail to attend school, and where family members are involved (or at risk of being involved) in drug use and/or other criminal activity. Also, at least one child of the targeted families had been identified by teachers as exhibiting symptoms linked to conduct problems. The stated aim is to break the cycle of disadvantage that leads to antisocial behaviour across generations. We examined the relations among the CAPE 1.1 item scores and criterion-related measures with well-validated questionnaires of CU traits and psychopathic traits in a sample of families in the Troubled Families Scheme. We also validated the CAPE 1.1 with construct-validity measures of offending, and violence from case file records. We examined the relation between the CAPE 1.1 ratings and well-validated questionnaire measures of externalizing (conduct problems) and internalizing behaviours as well as impact of symptoms on daily living. Finally, we examined the validity of the diagnostic cut-off used by the CAPE 1.1 to determine clinical levels of CU traits, as specified in the DSM-5 criteria for the LPE specifier. We decided not to confound the validation measures with CAPE 1.1 ratings, so ratings were solely based on the semi-structured interview.

Method

Ethical considerations

Ethical approval was given by the Psychology Ethics Sub-Committee at University of Durham (approval #12-20). Investigators accompanied a county council caseworker to potential participants’ homes. Inclusion criteria were families enrolled in the “Troubled Families Programme” or the “Family Intervention Project”. Participants were identified by the county council as those families who posed very little risk to investigators’ safety. No exclusion criteria were employed. The caseworkers sought permission from families for the investigators to visit to explain the study. At the homes (or in one case, an office), investigators briefed participants and explained that the study was run by Durham University researchers and was separate from the consent process for entering the county council’s programmes. Parents or carers gave written

consent to take part for themselves and on behalf of their children. Children were asked for their assent. Families were told all information would be confidential, but exceptions to confidentiality included risk of harm. These families were already in care of the caseworker so the caseworker would have been notified of any risks discovered by investigators and would have notified the police, if necessary. This was never found to be necessary. All investigators held current Disclosure and Barring Service clearance certificates.

Participants

Participants were families who were registered as one of two government schemes in the North East of England. A total of 34 families took part, which were based on availability. As result, no a priori power analysis was conducted to inform sample size. Of these families, 24 were enrolled as part of the Troubled Families Scheme, and 10 with a closely aligned (managed by the same team of case workers and with the same interventions offered) Family Intervention Project. These groups did not differ on any of the study measures, so we combined the data. Each family had a target child, whereby the child was identified with the most problematic behaviour or was the focus of the intervention. The questionnaires and interviews that formed the evaluation were completed by the mother of the family and the target child. In one case the mother and father of the child completed the questionnaires and interview together and, in another case, these were completed by an older sister who was the legal guardian. Other children in the family home were asked to fill out questionnaires (with the investigator reading all items aloud).

The target child was older on average ($M=13.5$; $SD=3.2$; range: 5–18 years) than the non-target children in the same families, typically biological siblings ($M=10.9$; $SD=4.7$; range 3–22 years). With regard to gender, 24 (69%) of the 35 target children (one family had two target children) were male, while 25 out of 50 (50%) of the non-targets were male. The difference between the target groups on gender ($X^2= 2.91$, $p = .09$) was not significant.

One of the target children was selected at random from the family that had two target children (and who were twins). Therefore, the total sample of children ($N=84$), consisted of 34 target children and 50 non-target children. See [Figure 1](#) for a flow chart of the selected families and siblings. Only data from the target child will be presented, since they are the only ones who had a completed CAPE.

Procedure

Families already targeted by the Troubled Families scheme or Family Intervention Programme were contacted by the Stockton Community Safety Team to be invited to take part in this study. They were told that participation was voluntary and that their decision would not affect involvement in the respective scheme. Participants did not receive incentives for participating. We used the judgement of the case workers regarding safety to enter family homes, and we were always accompanied by one case worker for the hour in which we conducted

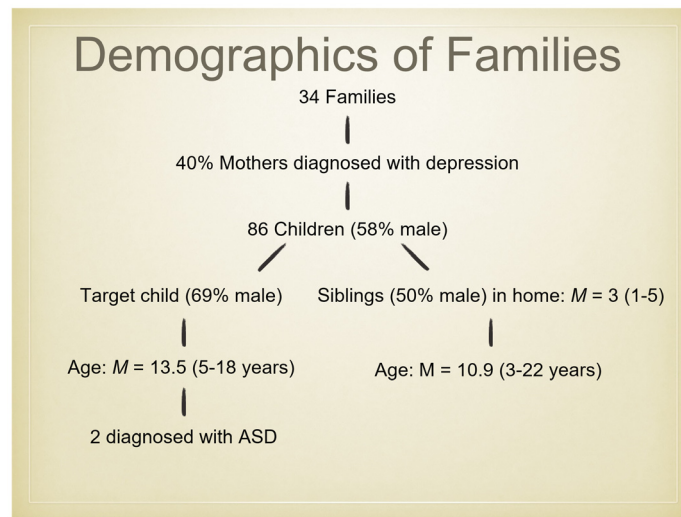


Figure 1. Demographics of families and children selected for participation. 'Target child' designates children who were the target of the "troubled families" intervention.

assessments. Only 6 families were deemed unsuitable or declined, within the time frame in which we conducted the assessments (from December 2013 to September 2014). These were unsuitable because either the caseworkers were themselves afraid of violence or the families were already non-compliant with the caseworkers efforts at intervention. Investigators collected data at participants' homes (except for one case, which was completed in a private room at the county council building). Parents gave written consent to take part for themselves and on behalf of their children; children were verbally asked for assent.

Measures

Links to all measures used in this study are provided as extended data

Clinical Assessment of Prosocial Emotions, Version 1.1 (CAPE 1.1;³²). The CAPE 1.1 was scored in the current study based on semi-structured interviews conducted with the target child and parent in all but three cases. For two children below the age of 7 years and for a child with a diagnosis of Autism Spectrum Disorder (ASD; and who had severe symptoms), only the parent interview was conducted. The other child with ASD was capable of being interviewed. We decided to do assessments using the CAPE regardless of ASD, because research shows that some children have a 'double hit' of ASD and callous-unemotional traits³⁴ and the modest phenotypic overlap observed in social-emotional deficits is largely explained by shared genetic variance³⁵. While the CAPE 1.1 is designed to use all sources of information available to the clinician, including semi-structured interviews, rating scales, and file review, the scoring in the current study was based solely on the interviews, so that rating scales and file information could be used to test the validity of the CAPE 1.1 scores. Clinicians rated the four items of CAPE 1.1 using the

3-points described previously. The CAPE 1.1 was carried out by the first and fourth authors (LCMC and NDT) who, despite not being registered clinicians, had a sufficient level of qualification, clinical training and research experience to carry out the assessments. The manual specifies that raters use their developmental psychology training to ensure that symptoms are rated with regard to what is typical behaviour for a child based on their age. Both raters had sufficient training in developmental psychology and in the assessment of callous-unemotional traits in children as young as 2-3 years of age³⁶. We used scores from the CAPE 1.1 in two ways. First, we used the number of symptoms rated categorically as being "very descriptive": the number of items rated "2". Thus, the range was 0 to 4. Second, we examined the prevalence and validity of the diagnostic threshold used by the CAPE 1.1 to approximate the Limited Prosocial Emotions specifier, as defined in the DSM 5⁸, which defines those with the diagnosis as persons with 2 or more symptoms rated as 2.

Child Problematic Traits Inventory (CPTI;^{37,38}). The CPTI is a 28-item measure that was originally developed for teachers to report on psychopathic-like traits for children, but it has been used to obtain parent-reports in one previous investigation²⁷. Thus, we used the parent reports on the total score ($\alpha = .93$) as well as the three sub-scales measuring CU traits ($\alpha = .91$), grandiosity/deception ($\alpha = .90$), and impulsivity/need for stimulation ($\alpha = .85$), since we were interested in the relations with psychopathic traits in general.

Strengths and Difficulties Questionnaire (SDQ;³⁹). The SDQ is a 25-item scale that assesses five domains of adjustment including Hyperactivity, Conduct Problems, Emotional Symptoms, Peer Problems, and Prosocial Behavior. Generally, the SDQ was found to be a reliable and valid measure of conduct problems and has been widely used in both

community and clinical samples of children and adolescents⁴⁰. A three-subscale division has been recommended by Goodman *et al.*⁴¹ consisting of externalizing behaviour, internalizing behaviour and the prosocial scale. Externalizing behaviour was assessed by combining the Hyperactivity and Conduct Problems sub-scales, on both a parent ($\alpha = 0.89$) and child ($\alpha = 0.75$) version. Internalizing behaviour was also assessed using the child ($\alpha = 0.48$) and parent ($\alpha = 0.76$) versions, combining Emotional Symptoms and Peer Problems. The prosocial scale was utilized as part of the University of New South Wales (UNSW) CU Traits measure (see below). In addition, part of the extended version of the SDQ, the impact supplement was used to assess further chronicity, social impairment, distress and burden to others⁴². This is a scale, based on parent-reports, that sums items about impact on free time and leisure, home activities, and school activities, as well as distress caused by symptoms.

UNSW CU Traits⁴³. The UNSW measure of CU traits has been created from items on the prosocial (5 items) and conduct problems (1 item) sub-scales of the SDQ. Additionally, three items from the Antisocial Process Screening Device (APSD;⁴⁴) are included in this scale. This measure was created based on a factor analytic assessment of the SDQ and APSD and has since been extensively validated^{45,46}. The 9-item measure was collected using parent ($\alpha = 0.87$) and child ($\alpha = 0.78$) reports.

Case file records. A dichotomous measure (1=present, 0=not present) was created from the risk assessment for violence

that caseworkers assessed as part of their work with the families; a risk assessment of ‘present,’ meant that violence was of concern to caseworkers and they had actions in place to minimize harm to themselves or others. We also created dichotomous variables of the target child’s involvement (1=yes, 0=no) with Young offending services (YOS) as a measure of delinquent behaviour since this service (from the UK’s National Health Service) is concerned with treating and rehabilitating juveniles who have engaged in delinquency.

Statistical analysis

JASP 0.9.1.0⁴⁷ was used for t-tests, correlations, descriptive statistics, and chi-square analyses. Seven of the target youths refused to participate in filling out the questionnaires, so correlations with the CAPE reflect this when using child-report, but parent-report was available. For one of the target children, researcher error meant that the parent only completed the CPTI but not the SDQ.

Results

Clinical assessment ratings of Limited Prosocial Emotions

Figure 2 shows the percentage of target children that scored at each level of severity for each symptom on the CAPE 1.1. The most frequent rating given to children was ‘0’ for all symptoms, ranging from 41% to 59% across the four symptoms. The least frequent rating was the maximum score of ‘2’, which ranged from 15% to 29% across symptoms. Of the 34 target children, seven children (21%; all males) met diagnostic criteria for the LPE specifier (two or more items were rated at a

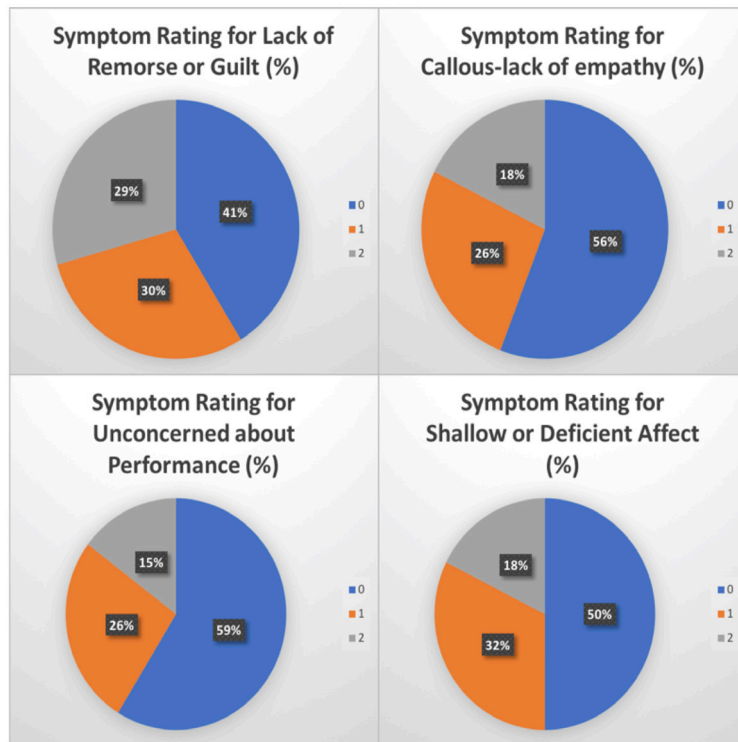


Figure 2. Proportions of target children given ratings of 0 ‘not descriptive or mildly descriptive’, 1 ‘moderately descriptive’, and 2 ‘very descriptive’ on the CAPE 1.1.

maximum value of '2'). Thus, the majority of the sample did not meet the threshold for the diagnosis, and most did not have symptoms that reached a clinical range.

To determine whether all items equally discriminated those meeting diagnostic criteria on the CAPE, we examined the frequency of symptom scores within those who did and not meet the threshold for the LPE specifier. The results are provided in Figure 3. For 'lack of remorse or guilt', 'callous-lack of empathy' and 'shallow or deficient affect,' the majority of the seven children who met criteria for the LPE specifier were rated a '2', meaning their behaviour was believed to be very descriptive on these three symptoms. No children meeting the criteria for LPE specifier scored '0' for 'lack of remorse or guilt' or 'callous-lack of empathy' and only one of these children scored '0' for 'shallow or deficient affect.' In contrast, the ratings for 'unconcerned about performance' did not seem to differ between children who met the criteria for the LPE specifier and those who did not.

Do CAPE 1.1 ratings of CU traits relate to psychopathic traits, greater risk of violence and offending, and symptoms of internalizing and externalizing behaviour problems?

Table 1 notes the results of Spearman's correlations examining the associations of the validation measures (questionnaires and case file records) with CAPE 1.1 ratings (number of symptoms rated 2). Spearman's rho was used because of the non-parametric nature of many of the measures used. CAPE

1.1 scores were significantly correlated with CU traits (when measured by parent report only), psychopathic traits, ratings of violence from their case files, and the negative impact of their mental health symptoms on their daily living. There were no associations found between the CAPE 1.1 and externalizing/internalizing behaviour regardless of reporter.

Do children who meet the LPE specifier according to the CAPE 1.1 show greater psychopathic traits, greater risk of violence and offending, and symptoms of internalizing and externalizing behaviour problems?

The final test of validity focused on whether the children who met criteria for the LPE specifier (n =7) would be different from those who did not (n = 27) on the various measures of problem behaviour and questionnaire measures of psychopathic traits. Of note, no girls met criteria for the LPE specifier. The mean scores and standard deviations for the parent and child report measures across the two groups are shown in Figure 4. Levene's test of equality of variance was nonsignificant except for child reported internalizing behaviour, so we used Student's t-tests except in that case. Those children diagnosed with the LPE specifier were found to have higher CU traits according to the UNSW parent report ($t(31) = -3.02, p = 0.005, 95\%CI = -8.91, -1.72, d = -1.29$) and higher psychopathic traits ($t(32) = -2.32, p = 0.027, 95\%CI = -1.39, -0.09, d = -0.99$) according to the CPTI total – specifically, they were higher on the grandiosity/deception subscale ($t(32) = -2.84, p = 0.008, 95\%CI = -1.87,$

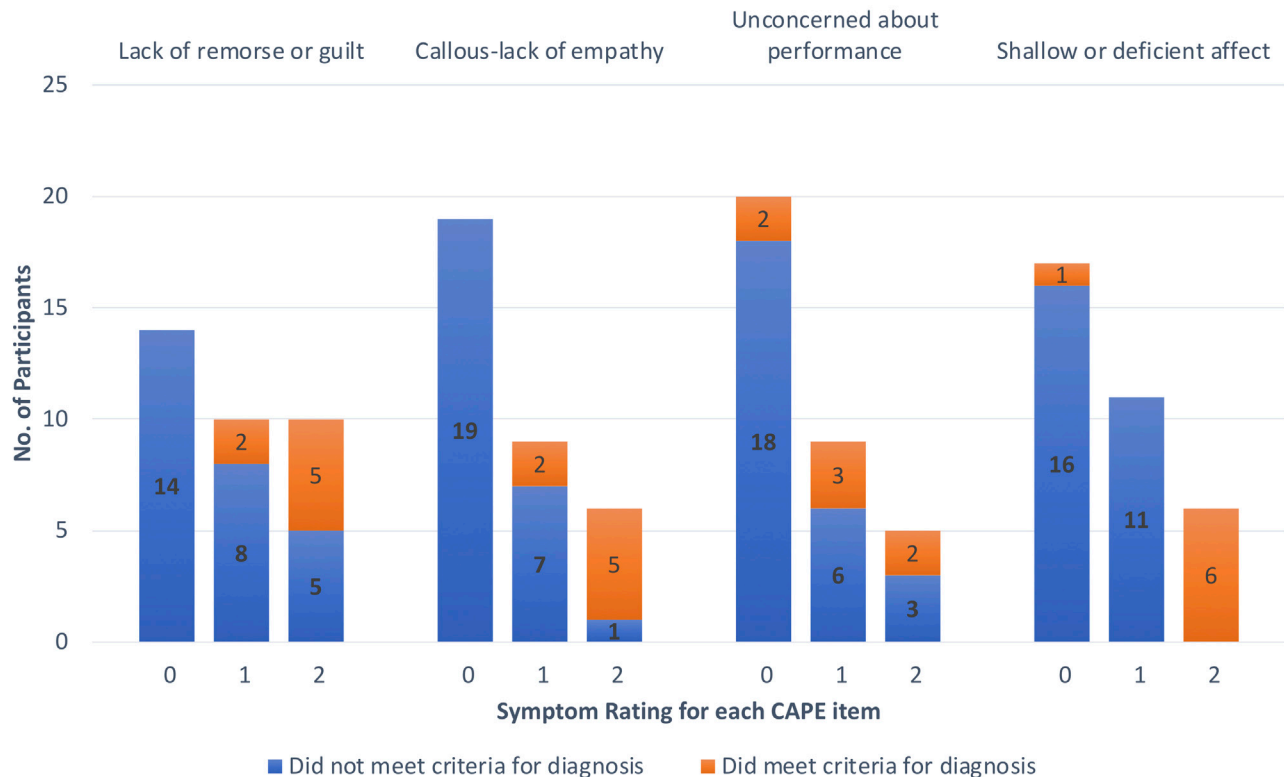


Figure 3. Frequency of use of each CAPE 1.1 rating by CAPE 1.1 item and LPE diagnostic status.

Table 1. Spearman correlations among study measures. (Note: CPTI= Child Problematic Traits Inventory, GD= Grandiosity/deception, CU= Callous/unemotional, INS=Impulsivity/need-for-stimulation, UNSW= University of New South Wales, Child= Child-report, Parent= Parent-report, CAPE= Clinical Assessment of Prosocial Emotions).

	CAPE_cat	Parent Internalizing	Parent Externalizing	Child Internalizing	Child Externalizing	Impact	cpti_gd	cpti_cu	cpti_ins	cpti_tot	UNSW CU parent	UNSW CU child	YOS	Violence
CAPE_cat	-													
Parent Internalizing	0.169	-												
Parent Externalizing	0.432*	0.475**	-											
Child Internalizing	-0.143	-0.099	-0.04	-										
Child Externalizing	0.046	0.117	0.305	0.066	-									
Impact	0.419*	0.463**	0.504**	-0.002	0.356	-								
cpti_gd	0.52**	0.406*	0.748***	-0.103	0.232	0.42*	-							
cpti_cu	0.614**	0.521**	0.616***	-0.231	0.211	0.501**	0.68***	-						
cpti_ins	0.338*	0.364*	0.755***	-0.1	0.47*	0.361*	0.67***	0.549***	-					
cpti_tot	0.584**	0.5**	0.8***	-0.149	0.343	0.487**	0.86***	0.849***	0.862***	-				
UNSW CU parent rating	0.539*	0.585***	0.697***	-0.274	-0.066	0.443**	0.71***	0.826***	0.535**	0.813***	-			
UNSW CU child rating	0.163**	-0.272	-0.123	-0.262	0.106	-0.14	0.01	-0.12	-0.033	-0.001	0.014	-		
YOS	0.053	-0.007	0.147	-0.305	0.192	0.062	0.18	0.243	0.426*	0.382*	0.183	0.016	-	
Violence	0.411*	0.112	0.145	-0.433*	0.208	0.06	0.3	0.383*	0.264	0.409*	0.335	0.411	0.289	-

Note. * p < .05, ** p < .01, *** p < .001

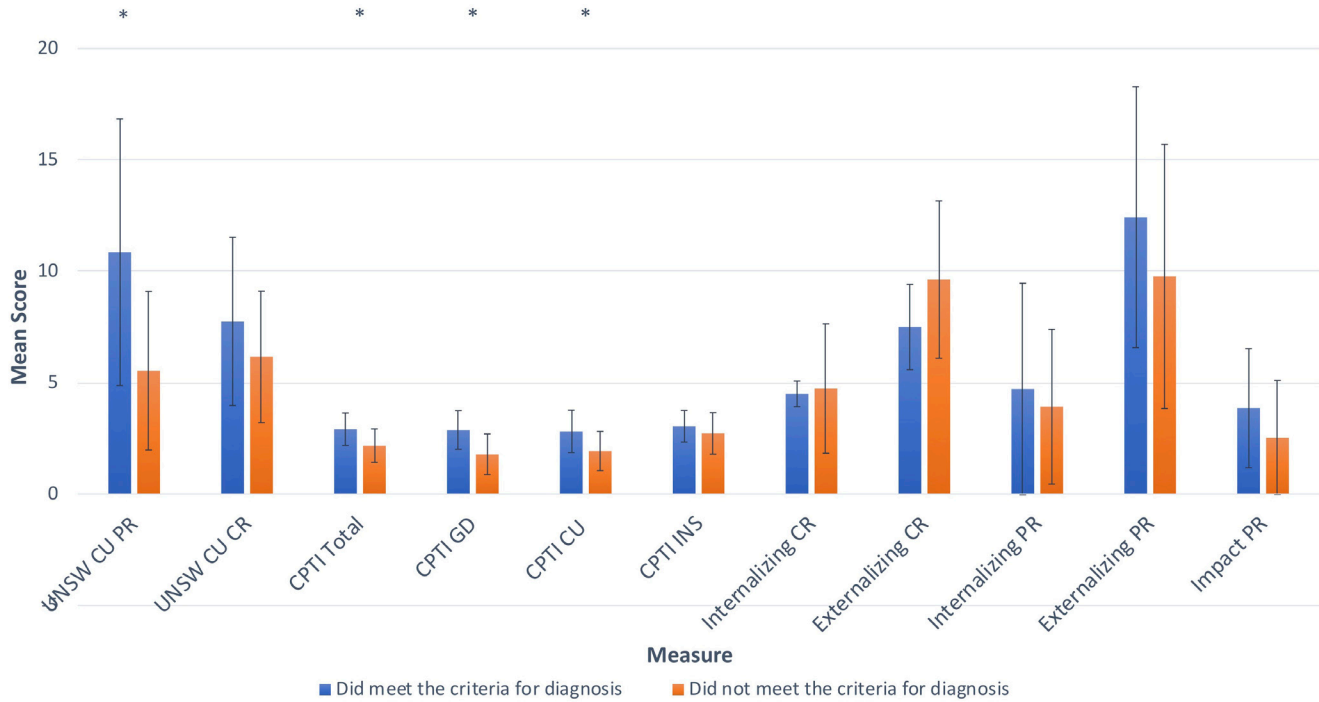


Figure 4. Mean scores (with SD bars) on validation measures by Limited Prosocial Emotions diagnostic status using the CAPE (Note: CPTI= Child Problematic Traits Inventory, GD= Grandiosity/deception, CU= Callous/unemotional, INS=Impulsivity/need-for-stimulation, UNSW= University of New South Wales, CR= Child-report, PR= Parent-report).

-0.31, $d = -1.20$) and the CU subscale ($t(32) = -2.32, p = 0.027, 95\%CI = -1.65, -0.11, d = -0.99$). The relatively small confidence intervals show the reliability of the estimation procedure used here have value. However, the two groups did not differ on the impulsivity/need for stimulation subscale of the CPTI ($t(32) = -0.84, p = 0.408, 95\%CI = -1.09, 0.45, d = -0.36$) or externalizing behaviours, either reported by parents or children ($t(31) = -1.06, p = 0.299, 95\%CI = -7.80, 2.48, d = -0.45$; $t(21) = 1.16, p = 0.260, 95\%CI = -1.70, 5.96, d = 0.64$, respectively). The externalizing results are notable because the confidence intervals were large. Thus, power may be too low in the present study to yield reliable estimates of the true parameters. With regard to case file records, children meeting the criteria for the LPE specifier did not differ, from those not meeting criteria, on risk for violence or for contact with young offending services ($X^2(1, N = 32) = 1.52, p = .217, OR = 3.00, 95\%CI = 0.50, 18.0$; $X^2(1, N = 32) = 0.96, p = 0.327, OR = 2.38, 95\%CI = 0.41, 13.7$, respectively). Again, these confidence intervals are very large the reliability of the estimates are in question. The large confidence intervals are a sign that repeated samples are needed in future investigations.

Discussion

In a sample of difficult-to-engage families, we showed that clinician ratings of CU traits using the CAPE 1.1 were associated with parent ratings of CU traits, psychopathic traits, and externalising behaviours. CAPE 1.1 ratings were also associated with risk for violence obtained from case files. These

findings provide preliminary evidence for the validity of the CAPE 1.1 as a measure of CU traits, assessed in a way that is consistent with the Limited Prosocial Emotions (LPE) specifier for the diagnosis of Conduct Disorder included in the DSM-5 and ICD-11.

Since the CAPE 1.1 and UNSW CU traits measure are both derived from the ASPD and are therefore based on the same historical items, it is possible that they may use similarly worded items. However, as the CPTI was created differently, significant association between the CAPE 1.1 scores and the CU subscale of the CPTI suggests that findings do not solely rely on the validity between similarly worded items.

Using the diagnostic cut-off specified by the CAPE 1.1, we found that 21% of the target children met criteria for the LPE specifier, which is commensurate with estimates from prior research using detained^{48,49}, clinic-referred⁵⁰, and high-risk⁵¹ samples. When using this cut-off, those who scored above the diagnostic threshold were higher on parent ratings of CU traits and also ratings of grandiosity and deceptiveness, which are part of the interpersonal psychopathic traits. However, this group did not differ on the other measures of externalizing behaviour or risk for violence, which is similar to recent research that found the CAPE did not necessarily distinguish different offenders⁵². There are two possible reasons for this finding. First, in the present study, the cut-off led to only 7 children in the sample meeting the diagnostic criteria, leading to very low power for detecting group differences, as evidenced

by the large confidence intervals with some of the measures. Second, the use of a high-risk sample meant that even those who were not elevated on CU traits likely showed significant problems in adjustment. Thus, while the CAPE 1.1 may show prospective effects on delinquent behaviour or risky decision making within highly antisocial samples, this may not be apparent in cross-section research when the sample was selected for problem behaviour^{52,53}.

The findings provide preliminary evidence for the diagnostic cut-off specified in the CAPE 1.1 manual as an appropriate measure to designate when the level of these traits warrants a diagnosis. CAPE 1.1 ratings using the sum of items scored at the maximum of “2” were significantly correlated with ratings of violence. This signifies that the prototypical presentation of low empathy, lack of guilt, lack of concern and shallow affect was associated with greater problems in adjustment across reporter-based measures but also case file records. Additionally, the greater number of areas where children showed this prototypicality were even more related to maladjustment. Further research with larger samples and with more diversity of problem behaviours is required to determine if the diagnostic cut-off is useful for this tool.

Importantly, the CAPE 1.1 provides a structured method for making clinical decisions, making it potentially useful for clinical settings that require more in-depth assessments than reliance simply on scores from rating scales. Clinical uses will become increasingly common now that CU traits are included in the diagnostic classification systems used globally. Further, as interventions are developed and tested to specifically target the needs of children and adolescents with elevated CU traits⁵⁴, their success will rely on adequate assessment, especially in samples who experience social disadvantage, behaviour problems, poor school attendance, and who show behaviours that are generally difficult to assess. Further, in such samples, clinical judgement will be important to ensure that reporters understand the questions and are able to provide information in a way that is appropriate for their cultural and educational background. Specifically, the CAPE 1.1 requires clinicians to gain examples from the informants in their own words, to ensure that the questions are understood and answered in the way that is intended.

Given that the CAPE 1.1 only leads to the rating of four items, it was somewhat surprising that they still formed a relatively internally consistent scale, which is similar to other more recent research⁵². This finding suggests that scores from the CAPE 1.1 can be used as a continuous measure of CU traits as well. Further, three of the four items differentiated those who scored above the diagnostic criterion from those who did not. Specifically, the frequency at which the item “unconcerned about performance” was rated as being at the symptom level (i.e., a score of 2 or “very descriptive”) was similar for children who did and did not meet the diagnostic criteria for LPE. The small sample leading to a limited number of children meeting criteria for the specifier, again suggests that this finding should be replicated in other samples. However, it does point to the need to evaluate the

relative utility of the symptoms, both in their sensitivity and in their specificity, used to define the LPE specifier⁵⁰.

These results need to be interpreted in light of several limitations. First, as noted previously, the sample size led to a very small number of children meeting the criteria for the LPE specifier and thus, there was limited power of the tests comparing those meeting and those not meeting the diagnostic threshold for the LPE specifier. The small sample also prevented us from testing potential moderators of the validity of CAPE 1.1. Of particular note, we could not test potential differences that might have been found in the validity of the CAPE 1.1 across age or sex of the child. Second, we only used parent and child reports from semi-structured interviews to score the CAPE 1.1; we did not have access to teachers as potential informants. Also, because we wanted to use behaviour ratings and case files to test the validity of the CAPE 1.1 scores, clinicians were not allowed to use this information in their ratings. Thus, clinicians were not able to use “all sources of available information”, as recommended by the CAPE 1.1 manual³². Third, although the researchers carrying out the CAPE 1.1 had a sufficient level of training to do so (as previously outlined), they would not meet the criteria to make clinical decisions from its use relative to what is recommended in the manual. However, as the CAPE 1.1 was carried out solely for research purposes, rather than diagnostic purposes, that level of training was not necessary. Fourth, because of the training required and the method of obtaining information that relies on collecting multiple sources of information, the CAPE 1.1 is a much more time consuming and expensive method for assessing CU traits when compared to behaviour rating scales. While we have argued that this could be beneficial for many clinical uses, it will be important for future research to test whether the scores from the CAPE 1.1 provide important information over and above that provided by rating scales that would justify the cost.

Yet, there are notable strengths to using a semi-structured interview like the CAPE 1.1 for CU traits. For one, it is commonly observed in parent training programs that over the course of managing child behaviour problems, parents tend to become frustrated and may make global, dispositional, and sweeping attributions of their child’s challenging behaviour⁵⁵. The parent’s aim to make sense of their child’s challenging behaviour may evolve to protect them: for example, they may start to think “it’s my child’s naughty disposition, which has nothing to do with me”. Since parental ratings are often used in clinical interviews and assessments, it may be that their ratings of callous-unemotional traits are contaminated by dispositional attributions that arise out of their need to explain their child’s externalizing behaviour. However⁵⁵, Sawrikar *et al.* showed that dispositional ratings relate uniquely to parental feelings in comparison to CU traits, so these are separable. When conducting the assessment with the CAPE, parents are asked to describe the different contexts in which children may have shown cruelty or callousness. These types of follow-up questions test the when, where, and with whom, hopefully eliminating the ‘halo effect’ or the ‘horn effect’ where negative behaviour stains a child as ‘naughty’. They also divulge the

contextual nature of behaving callously sometimes, which is patently different from a stable and consistent presentation of limited prosocial emotion. Additionally, clinicians are able to use their knowledge of typical development to query if the behaviour is part of maturational processes.

In sum, the CAPE 1.1 shows promise as a method for assessing CU traits in a way that is a) consistent with the diagnostic criteria for the LPE specifier and b) useful for making complex clinical decisions. Further, this promise was demonstrated in a sample of hard-to-reach families for whom clinical decisions may be difficult to make through other means. As a result, the CAPE 1.1 could provide a method for making important clinical decisions for children and adolescents who are at risk for a particularly severe and chronic pattern of conduct problems, for whom careful treatment planning is essential.

Data availability

Underlying data

Figshare: Centifanti TF target-child dataset for limited prosocial emotions using CAPE. <https://doi.org/10.6084/m9.figshare.8300297>³⁶

This project contains the following underlying data:

- TF open data.csv (CAPE data for target children for whom the CAPE was completed. Sibling and family level data were removed for privacy)
- variable names.txt (Codebook for underlying data)

Data are available under the terms of the [Creative Commons Attribution 4.0 International license](https://creativecommons.org/licenses/by/4.0/) (CC-BY 4.0).

Extended data

Clinical Assessment of Prosocial Emotions, Version 1.1 (CAPE 1.1);³²: <https://sites01.lsu.edu/faculty/pfricklab/cape/>

Child Problematic Traits Inventory (CPTI);^{37,38}: <https://www.oru.se/english/research/research-environments/hs/caps/cpti/>

Strengths and Difficulties Questionnaire (SDQ);³⁹: <http://www.sdqinfo.com/>

University of New South Wales (UNSW) Callous-Unemotional (CU) Traits;⁴³: <https://psycnet.apa.org/fulltext/2005-06517-003.pdf>

References

1. Frick PJ, Ray JV: **Evaluating Callous-Unemotional Traits as a Personality Construct.** *J Pers.* 2015; **83**(6): 710–722.
[PubMed Abstract](#) | [Publisher Full Text](#)
2. Frick PJ, Robertson EL, Clark JE: **Callous-unemotional traits.** *Developmental Pathways to Disruptive, Impulse-Control and Conduct Disorders.* Elsevier. 2018; 139–160.
[Publisher Full Text](#)
3. Fontaine NM, Rijdsdijk FV, McCrory EJ, et al.: **Etiology of different developmental trajectories of callous-unemotional traits.** *J Am Acad Child Adolesc Psychiatry.* 2010; **49**(7): 656–664.
[PubMed Abstract](#) | [Publisher Full Text](#)
4. Frick PJ, White SF: **Research review: the importance of callous-unemotional traits for developmental models of aggressive and antisocial behavior.** *J Child Psychol Psychiatry.* 2008; **49**(4): 359–375.
[PubMed Abstract](#) | [Publisher Full Text](#)
5. Frick PJ, Ray JV, Thornton LC, et al.: **Can callous-unemotional traits enhance the understanding, diagnosis, and treatment of serious conduct problems in children and adolescents? A comprehensive review.** *Psychol Bull.* 2014; **140**(1): 1–57.
[PubMed Abstract](#) | [Publisher Full Text](#)
6. Hawes DJ, Price MJ, Dadds MR: **Callous-unemotional traits and the treatment of conduct problems in childhood and adolescence: a comprehensive review.** *Clin Child Fam Psychol Rev.* 2014; **17**(3): 248–267.
[PubMed Abstract](#) | [Publisher Full Text](#)
7. Wilkinson S, Waller R, Viding E: **Practitioner Review: Involving young people with callous unemotional traits in treatment—does it work? A systematic review.** *J Child Psychol Psychiatry.* 2016; **57**(5): 552–565.
[PubMed Abstract](#) | [Publisher Full Text](#)
8. American Psychiatric Association: **Diagnostic and Statistical Manual of Mental Disorders.** 5th ed. Washington, DC: American Psychiatric Association; 2013.
[Publisher Full Text](#)
9. WHO: **International Classification of Diseases.** 11th Revision (ICD-11) [Internet]. [cited 2019 May 7].
[Reference Source](#)
10. Gritti A, Bravaccio C, Signoriello S, et al.: **Epidemiological study on behavioural and emotional problems in developmental age: prevalence in a sample of Italian children, based on parent and teacher reports.** *Ital J Pediatr.* 2014; **40**(1): 19.
[PubMed Abstract](#) | [Publisher Full Text](#) | [Free Full Text](#)
11. Frick PJ, Viding E: **Antisocial behavior from a developmental psychopathology perspective.** *Dev Psychopathol.* 2009; **21**(4): 1111–1131.
[PubMed Abstract](#) | [Publisher Full Text](#)
12. Blair RJR, Veroude K, Buitelaar JK: **Neuro-cognitive system dysfunction and symptom sets: A review of fMRI studies in youth with conduct problems.** *Neurosci Biobehav Rev.* 2018; **91**: 69–90.
[PubMed Abstract](#) | [Publisher Full Text](#)
13. Byrd AL, Hawes SW, Burke JD, et al.: **Boys with conduct problems and callous-unemotional traits: Neural response to reward and punishment and associations with treatment response.** *Dev Cogn Neurosci.* 2018; **30**: 51–59.
[PubMed Abstract](#) | [Publisher Full Text](#) | [Free Full Text](#)
14. Hyde LW, Shaw DS, Hariri AR: **Understanding Youth Antisocial Behavior Using Neuroscience through a Developmental Psychopathology Lens: Review, Integration, and Directions for Research.** *Dev Rev.* 2013; **33**(3): 168–223.
[PubMed Abstract](#) | [Publisher Full Text](#) | [Free Full Text](#)
15. Muratori P, Lochman JE, Manfredi A, et al.: **Callous unemotional traits in children with disruptive behavior disorder: Predictors of developmental trajectories and adolescent outcomes.** *Psychiatry Res.* 2016; **236**: 35–41.
[PubMed Abstract](#) | [Publisher Full Text](#)
16. Waller R, Shaw DS, Neiderhiser JM, et al.: **Toward an Understanding of the Role of the Environment in the Development of Early Callous Behavior.** *J Pers.* 2017; **85**(1): 90–103.
[PubMed Abstract](#) | [Publisher Full Text](#) | [Free Full Text](#)
17. Frick PJ: **Developmental pathways to conduct disorder: implications for future directions in research, assessment, and treatment.** *J Clin Child Adolesc Psychol.* 2012; **41**(3): 378–389.
[PubMed Abstract](#) | [Publisher Full Text](#)
18. Crum KI, Waschbusch DA, Willoughby MT: **Callous-Unemotional Traits, Behavior Disorders, and the Student–Teacher Relationship in Elementary School Students.** *J Emot Behav Disord.* 2016; **24**(1): 16–29.
[Publisher Full Text](#)
19. Horan JM, Brown JL, Jones SM, et al.: **The Influence of Conduct Problems and Callous-Unemotional Traits on Academic Development Among Youth.** *J Youth Adolesc.* 2016; **45**(6): 1245–1260.
[PubMed Abstract](#) | [Publisher Full Text](#)
20. Houghton S, Carroll A, Zadow C, et al.: **Treating children with early-onset conduct problems and callous-unemotional traits: an empirical evaluation of KooLKIDS.** *Emotional & Behavioural Difficulties.* 2017; **22**(4): 350–364.
[Publisher Full Text](#)
21. Kimonis ER, Fanti KA, Frick PJ, et al.: **Using self-reported callous-unemotional**

- traits to cross-nationally assess the DSM-5 'With Limited Prosocial Emotions' specifier. *J Child Psychol Psychiatry*. 2015; **56**(11): 1249–1261.
[PubMed Abstract](#) | [Publisher Full Text](#)
22. Frick PJ, Ray JV, Thornton LC, *et al.*: Annual research review: A developmental psychopathology approach to understanding callous-unemotional traits in children and adolescents with serious conduct problems. *J Child Psychol Psychiatry*. 2014; **55**(6): 532–548.
[PubMed Abstract](#) | [Publisher Full Text](#)
23. Muñoz LC, Frick PJ: The reliability, stability, and predictive utility of the self-report version of the Antisocial Process Screening Device. *Scand J Psychol*. 2007; **48**(4): 299–312.
[PubMed Abstract](#) | [Publisher Full Text](#)
24. Docherty M, Boxer P, Huesmann LR, *et al.*: Assessing Callous-Unemotional Traits in Adolescents: Determining Cutoff Scores for the Inventory of Callous and Unemotional Traits. *J Clin Psychol*. 2017; **73**(3): 257–278.
[PubMed Abstract](#) | [Publisher Full Text](#)
25. De Los Reyes A, Kazdin AE: Informant discrepancies in the assessment of childhood psychopathology: a critical review, theoretical framework, and recommendations for further study. *Psychol Bull*. 2005; **131**(4): 483–509.
[PubMed Abstract](#) | [Publisher Full Text](#)
26. Roose A, Bijttebier P, Decoene S, *et al.*: Assessing the affective features of psychopathy in adolescence: a further validation of the inventory of callous and unemotional traits. *Assessment*. 2010; **17**(1): 44–57.
[PubMed Abstract](#) | [Publisher Full Text](#)
27. Somma A, Andershed H, Borroni S, *et al.*: The validity of the child problematic trait inventory in 6–12 year old Italian children: further support and issues of consistency across different sources of information and different samples. *J Psychopathol Behav Assess*. 2016; **38**(3): 350–372.
[Publisher Full Text](#)
28. Coid J, Yang M, Ullrich S, *et al.*: Psychopathy among prisoners in England and Wales. *Int J Law Psychiatry*. 2009; **32**(3): 134–141.
[PubMed Abstract](#) | [Publisher Full Text](#)
29. Perenc L, Radochoński M: Prevalence of psychopathic traits in a large sample of Polish adolescents from rural and urban areas. *Ann Agric Environ Med*. 2016; **23**(2): 368–372.
[PubMed Abstract](#) | [Publisher Full Text](#)
30. Ray JV, Thornton LC, Frick PJ, *et al.*: Impulse Control and Callous-Unemotional Traits Distinguish Patterns of Delinquency and Substance Use in Justice Involved Adolescents: Examining the Moderating Role of Neighborhood Context. *J Abnorm Child Psychol*. 2016; **44**(3): 599–611.
[PubMed Abstract](#) | [Publisher Full Text](#)
31. Smith AK, Stasi SM, Rhee SH, *et al.*: The Role of Attention-Deficit/Hyperactivity Disorder in the Association between Verbal Ability and Conduct Disorder. *Front Psychiatry*. 2011; **2**: 3.
[PubMed Abstract](#) | [Publisher Full Text](#) | [Free Full Text](#)
32. Frick PJ: CLINICAL ASSESSMENT OF PROSOCIAL EMOTIONS: VERSION 1.1 (CAPE 1.1). University of New Orleans. 2013; 1–27.
[Reference Source](#)
33. Meltzer H, Gatward R, Goodman R, *et al.*: The mental health of children and adolescents in Great Britain. *dawba.com*; 2000.
[Reference Source](#)
34. Pasalich DS, Dadds MR, Hawes DJ: Cognitive and affective empathy in children with conduct problems: additive and interactive effects of callous-unemotional traits and autism spectrum disorders symptoms. *Psychiatry Res*. 2014; **219**(3): 625–630.
[PubMed Abstract](#) | [Publisher Full Text](#)
35. O'Nions E, Tick B, Rijdsdijk F, *et al.*: Examining the Genetic and Environmental Associations between Autistic Social and Communication Deficits and Psychopathic Callous-Unemotional Traits. *PLoS One*. 2015; **10**(9): e0134331.
[PubMed Abstract](#) | [Publisher Full Text](#) | [Free Full Text](#)
36. Waller R, Dishion TJ, Shaw DS, *et al.*: Does early childhood callous-unemotional behavior uniquely predict behavior problems or callous-unemotional behavior in late childhood? *Dev Psychol*. 2016; **52**(11): 1805–1819.
[PubMed Abstract](#) | [Publisher Full Text](#) | [Free Full Text](#)
37. Colins OF, Andershed H, Frogner L, *et al.*: A New Measure to Assess Psychopathic Personality in Children: The Child Problematic Traits Inventory. *J Psychopathol Behav Assess*. 2014; **36**(1): 4–21.
[PubMed Abstract](#) | [Publisher Full Text](#) | [Free Full Text](#)
38. Colins OF, Fanti K, Larsson H, *et al.*: Psychopathic Traits in Early Childhood: Further Validation of the Child Problematic Traits Inventory. *Assessment*. 2017; **24**(5): 602–614.
[PubMed Abstract](#) | [Publisher Full Text](#)
39. Goodman R: The Strengths and Difficulties Questionnaire: a research note. *J Child Psychol Psychiatry*. 1997; **38**(5): 581–586.
[PubMed Abstract](#) | [Publisher Full Text](#)
40. Viding E, Frick PJ, Plomin R: Aetiology of the relationship between callous-unemotional traits and conduct problems in childhood. *Br J Psychiatry Suppl*. 2007; **49**: s33–8.
[PubMed Abstract](#) | [Publisher Full Text](#)
41. Goodman A, Lamping DL, Ploubidis GB: When to use broader internalising and externalising subscales instead of the hypothesised five subscales on the Strengths and Difficulties Questionnaire (SDQ): data from British parents, teachers and children. *J Abnorm Child Psychol*. 2010; **38**(8): 1179–1191.
[PubMed Abstract](#) | [Publisher Full Text](#)
42. Goodman R: The extended version of the Strengths and Difficulties Questionnaire as a guide to child psychiatric caseness and consequent burden. *J Child Psychol Psychiatry*. 1999; **40**(5): 791–799.
[PubMed Abstract](#) | [Publisher Full Text](#)
43. Dadds MR, Fraser J, Frost A, *et al.*: Disentangling the underlying dimensions of psychopathy and conduct problems in childhood: a community study. *J Consult Clin Psychol*. 2005; **73**(3): 400–410.
[PubMed Abstract](#) | [Publisher Full Text](#)
44. Frick PJ, Hare RD: The antisocial process screening device. Toronto: Multi-Health Systems; 2001.
45. Dadds MR, Allen JL, McGregor K, *et al.*: Callous-unemotional traits in children and mechanisms of impaired eye contact during expressions of love: a treatment target? *J Child Psychol Psychiatry*. 2014; **55**(7): 771–780.
[PubMed Abstract](#) | [Publisher Full Text](#)
46. Moul C, Dobson-Stone C, Brennan J, *et al.*: An exploration of the serotonin system in antisocial boys with high levels of callous-unemotional traits. *PLoS One*. 2013; **8**(2): e56619.
[PubMed Abstract](#) | [Publisher Full Text](#) | [Free Full Text](#)
47. Team J: JASP (version 0.9)[computer software].
[Reference Source](#)
48. Colins OF, Andershed H: The DSM-5 with limited prosocial emotions specifier for conduct disorder among detained girls. *Law Hum Behav*. 2015; **39**(2): 198–207.
[PubMed Abstract](#) | [Publisher Full Text](#)
49. Van Damme L, Colins OF, Vanderplasschen W: The Limited Prosocial Emotions Specifier for Conduct Disorder Among Detained Girls: A Multi-Informant Approach. *Crim Justice Behav*. 2016; **43**(6): 778–792.
[Publisher Full Text](#)
50. Kahn RE, Frick PJ, Youngstrom E, *et al.*: The effects of including a callous-unemotional specifier for the diagnosis of conduct disorder. *J Child Psychol Psychiatry*. 2012; **53**(3): 271–282.
[PubMed Abstract](#) | [Publisher Full Text](#) | [Free Full Text](#)
51. Pardini D, Stepp S, Hipwell A, *et al.*: The clinical utility of the proposed DSM-5 callous-unemotional subtype of conduct disorder in young girls. *J Am Acad Child Adolesc Psychiatry*. 2012; **51**(1): 62–73.e4.
[PubMed Abstract](#) | [Publisher Full Text](#) | [Free Full Text](#)
52. Molinuevo B, Martínez-Membrives E, Pera-Guardiola V, *et al.*: Psychometric Properties of the Clinical Assessment of Prosocial Emotions: Version 1.1 (CAPE 1.1) in Young Males Who Were Incarcerated. *Crim Justice Behav*. 2019.
[Publisher Full Text](#)
53. Hawes DJ, Kimonis ER, Mendoza Diaz A, *et al.*: The Clinical Assessment of Prosocial Emotions (CAPE 1.1): A multi-informant validation study. *Psychol Assess*. 2019.
[PubMed Abstract](#) | [Publisher Full Text](#)
54. Kimonis ER, Fleming G, Briggs N, *et al.*: Parent-Child Interaction Therapy Adapted for Preschoolers with Callous-Unemotional Traits: An Open Trial Pilot Study. *J Clin Child Adolesc Psychol*. 2019; **48**(sup1): S347–S361.
[PubMed Abstract](#) | [Publisher Full Text](#)
55. Sawrikar V, Mendoza Diaz A, Moul C, *et al.*: Why is this Happening? A Brief Measure of Parental Attributions Assessing Parents' Intentionality, Permanence, and Dispositional Attributions of Their Child with Conduct Problems. *Child Psychiatry Hum Dev*. 2019; **50**(3): 362–373.
[PubMed Abstract](#) | [Publisher Full Text](#)
56. Centifanti L: Centifanti TF target-child dataset for limited prosocial emotions using CAPE. *figshare*. Dataset. 2019.
<http://www.doi.org/10.6084/m9.figshare.8300297.v1>

Open Peer Review

Current Peer Review Status:   

Version 2

Reviewer Report 18 March 2020

<https://doi.org/10.5256/f1000research.24911.r60645>

© 2020 Georgiou G. This is an open access peer review report distributed under the terms of the [Creative Commons Attribution License](#), which permits unrestricted use, distribution, and reproduction in any medium, provided the original work is properly cited.



Giorgos Georgiou 

Department of Social and Behavioral Sciences, European University Cyprus, Nicosia, Cyprus

Thanks for taking the time to reply and revised the manuscript. I read all the comments and I am satisfied with replies and changes. Since there is a revision of the paper based on reviewers comments I agree and recommend the indexing of this research.

Competing Interests: No competing interests were disclosed.

Reviewer Expertise: Callous Unemotional traits, empathy, physiological measurements, conduct problems

I confirm that I have read this submission and believe that I have an appropriate level of expertise to confirm that it is of an acceptable scientific standard.

Reviewer Report 16 March 2020

<https://doi.org/10.5256/f1000research.24911.r60643>

© 2020 Stickle T. This is an open access peer review report distributed under the terms of the [Creative Commons Attribution License](#), which permits unrestricted use, distribution, and reproduction in any medium, provided the original work is properly cited.



Timothy R. Stickle

Department of Psychological Science, University of Vermont, Burlington, VT, USA

The authors have done a good job addressing concerns raised in initial reviews. This manuscript makes a nice contribution to the literature.

Competing Interests: No competing interests were disclosed.

Reviewer Expertise: Callous Unemotional Traits, Developmental Psychopathology, Co-occurring mental health and substance use disorders, Statistics.


I confirm that I have read this submission and believe that I have an appropriate level of expertise to confirm that it is of an acceptable scientific standard.

Reviewer Report 05 March 2020

<https://doi.org/10.5256/f1000research.24911.r60644>

© 2020 White S. This is an open access peer review report distributed under the terms of the [Creative Commons Attribution License](#), which permits unrestricted use, distribution, and reproduction in any medium, provided the original work is properly cited.



Stuart F. White 

Center for Neurobehavioral Research (CNR), Boys Town National Research Hospital, Boys Town, NE, USA

The authors have addressed my concerns and put out a very nice contribution to the literature.

Competing Interests: No competing interests were disclosed.

Reviewer Expertise: Developmental Psychopathology & Cognitive Neuroscience.

I confirm that I have read this submission and believe that I have an appropriate level of expertise to confirm that it is of an acceptable scientific standard.

Version 1

Reviewer Report 15 November 2019

<https://doi.org/10.5256/f1000research.21496.r56052>

© 2019 Stickle T. This is an open access peer review report distributed under the terms of the [Creative Commons Attribution License](#), which permits unrestricted use, distribution, and reproduction in any medium, provided the original work is properly cited.



Timothy R. Stickle

Department of Psychological Science, University of Vermont, Burlington, VT, USA

This manuscript reports on a study of CAPE assessment for the limited prosocial emotions specifier to DSM-5 conduct disorder in a high-risk sample. Results make a contribution in that they provide support for the construct validity of the CAPE. Evidence for clinical utility is equivocal. There are a few areas for clarification that would help to better understand aspects of the study and its results.

Method/Sample

The manuscript notes different age ranges. If I understand correctly the target children ranged in age from 5-18 years and that all children ranged in age from 3-19 years. I think it would help the reader to explicitly denote these age ranges in terms of target and comparison children (or some other fashion). Please comment on whether we should expect the LPE specifier and thus the CAPE to perform similarly across this wide developmental range?

The total sample of children appears to be $N = 85$. This sample size should be stated explicitly as the manuscript states it somewhat indirectly in terms of describing a breakdown of 50 non-target and 35 target children when describing group characteristics.

Given that there are 34 families and, if I understood correctly, 85 children, ratings of children in the same family by the same parent are nested and so non-independent. The nesting calls into question the validity of p-values derived from tests of statistical significance assuming independence of observation. Some way of addressing this concern should be included.

An additional statistical concern, is low power, as acknowledged by the authors as a caveat to interpreting results. A formal power analysis should be included. This information will help the reader to better evaluate both significant and non-significant findings in terms of effect size and sample size.

Conclusions/Discussion

The hypothesized utility of the LPE specifier is to identify children at higher risk for severe and persistent conduct problems and antisocial behavior.

The authors should address the utility of LPE/CAPE, given that no higher risk youth were identified in this sample. Some specific factors to address: The lack of identifying such a subgroup may be entirely due to insufficient statistical power. As noted above, asserting that low power led to this result requires a power analysis. It may also be that elevated risk may be evident over time rather than cross-sectionally.

Is the work clearly and accurately presented and does it cite the current literature?

Yes

Is the study design appropriate and is the work technically sound?

Yes

Are sufficient details of methods and analysis provided to allow replication by others?

Yes

If applicable, is the statistical analysis and its interpretation appropriate?

Partly

Are all the source data underlying the results available to ensure full reproducibility?

Yes

Are the conclusions drawn adequately supported by the results?

Partly

Competing Interests: No competing interests were disclosed.

Reviewer Expertise: Callous Unemotional Traits, Developmental Psychopathology, Co-occurring mental health and substance use disorders, Statistics.

I confirm that I have read this submission and believe that I have an appropriate level of expertise to confirm that it is of an acceptable scientific standard, however I have significant reservations, as outlined above.

Author Response 23 Feb 2020

Luna Centifanti, University of Liverpool, Liverpool, UK

Thank-you for the opportunity to revise and resubmit our paper to F1000Research. We are very glad to hear that there was interest in our manuscript and an appreciation for the contribution made with regards to providing support for the utility and validity of the CAPE. We would like to thank the three reviewers for their insightful and constructive comments on the first submission. Below we have responded to their comments and hope to have addressed the concerns adequately.

Reviewer 3

Method/Sample

- **The manuscript notes different age ranges. If I understand correctly the target children ranged in age from 5-18 years and that all children ranged in age from 3-19 years. I think it would help the reader to explicitly denote these age ranges in terms of target and comparison children (or some other fashion). Please comment on whether we should we expect the LPE specifier and thus the CAPE to perform similarly across this wide developmental range?**

This point was also raised by the second reviewer and we recognise that the information given is confusing. The first age range of 3-19 was descriptive of all children under the scheme but not all children were included in the study, therefore, we have removed this information to make it clearer.

We have also included the below information in the Method section to address concerns regarding the use of the CAPE across a wide developmental range.

The manual specifies that raters use their developmental psychology training to ensure that symptoms are rated with regard to what is typical behaviour for a child based on their age. Both raters had sufficient training in developmental psychology and the assessment of callous-unemotional traits to assess children as young as 2-3 years of age (Waller et al., 2016).

- **The total sample of children appears to be N = 85. This sample size should be stated explicitly as the manuscript states it somewhat indirectly in terms of describing a breakdown of 50 non-target and 35 target children when describing group characteristics.**

Thank-you for this suggestion. We have added the below to make this clearer.

One of the target children was selected at random from the family that had two target children. Therefore, the total sample of children (N=84), consisted of 34 target children and 50 non-target children.

- **Given that there are 34 families and, if I understood correctly, 85 children, ratings of children in the same family by the same parent are nested and so non-independent.**

The nesting calls into question the validity of p-values derived from tests of statistical significance assuming independence of observation. Some way of addressing this concern should be included.

We have made the decision to remove the analyses for the part of the assessment that includes the non-target children - outlined in response to [Reviewer 1's] comment 2 (a). Therefore this is no longer an issue.

- **An additional statistical concern, is low power, as acknowledged by the authors as a caveat to interpreting results. A formal power analysis should be included. This information will help the reader to better evaluate both significant and non-significant findings in terms of effect size and sample size.**

To address this we have added information about the relevant confidence intervals to the results section. Most confidence intervals were large, indicating that our estimations could be improved by a larger sample – which is something we later acknowledge in the discussion.

Conclusions/Discussion

- **The hypothesized utility of the LPE specifier is to identify children at higher risk for severe and persistent conduct problems and antisocial behavior. The authors should address the utility of LPE/CAPE, given that no higher risk youth were identified in this sample. Some specific factors to address: The lack of identifying such a subgroup may be entirely due to insufficient statistical power. As noted above, asserting that low power led to this result requires a power analysis. It may also be that elevated risk may be evident over time rather than cross-sectionally.**

In response to Reviewer 1, we added some discussion of the clinical utility of the CAPE in the Discussion section. We also added more discussion around power analyses and whether prospective designs might be useful. In addition, two publications have since been published so we compare our findings about high-risk youth to their studies of clinic-referred and offending youth samples.

Competing Interests: As first author, I have no competing interests to declare.

Reviewer Report 07 November 2019

<https://doi.org/10.5256/f1000research.21496.r56051>

© 2019 Georgiou G. This is an open access peer review report distributed under the terms of the [Creative Commons Attribution License](#), which permits unrestricted use, distribution, and reproduction in any medium, provided the original work is properly cited.



Giorgos Georgiou

Department of Social and Behavioral Sciences, European University Cyprus, Nicosia, Cyprus

This interesting manuscript investigates the CAPE 1.1 assessment in a difficult to access population range from 3 - 19 years old. While there is some indication regarding utility and validity of the CAPE 1.1, the impact of the findings is diminished by the small sample size and some minor issues.

Introduction:

- 1. Authors provide very detailed information regarding CAPE 1.1 and also the aim of the study. However, since authors investigated the difference between non-target with target children on several measures, something that is not mentioned in the introduction, they should revised aim section by adding this information.
- 2. LPE specifier is part of the diagnosis of Conduct disorder. In the current paper it is mentioned that participants come from high-risk, difficult to access families. However it is useful to inform readers if those children exhibit symptoms that lead to the diagnosis of CD or any other comorbidity.

Method:

- 3. In the participants section it is mentioned that children's ages ranged between 3 -19 years old. In the next paragraph the descriptive information of target children are not consisted (it is mentioned a range of 5-18 years old). It should be clarified if target children are the actual participants and if this is the case then why there are different descriptive statistics and range of age.
- 4. It is mentioned that 6 families were deemed unsuitable or declined. Authors should provide the reasons that lead to this decision (not in details).
- 5. In CAPE 1.1 description it is stated that a child with a diagnosis of ASD was included in the study. I am not convinced that a child with autism can participate in the current study. Despite their similarities in behavior and in empathy difficulties, ASD and CU traits have different underlying mechanisms. Thus, authors should not use the data of this participant or justify the decision of including them.

Results:

- 6. A descriptive table will help readers to have a more clear idea of all basic demographics information.
- 7. In figure 1, authors provide very useful information regarding the differences between target and non-target children. However, it is not mentioned in the introduction and method section that authors will investigate this. Thus, it should be stated as an aim of the study and also in both measures and participants section.
- 8. Figure 4 (correlations) is very difficult to follow

Discussion:

- 9. Discussion is well written and the limitation section discuss all issues that are raised (both in method and interpretation). However authors again do not mention anything about the non-target children.

Is the work clearly and accurately presented and does it cite the current literature?

Yes

Is the study design appropriate and is the work technically sound?

Yes

Are sufficient details of methods and analysis provided to allow replication by others?

Partly

If applicable, is the statistical analysis and its interpretation appropriate?

Yes

Are all the source data underlying the results available to ensure full reproducibility?

Yes

Are the conclusions drawn adequately supported by the results?

Yes

Competing Interests: No competing interests were disclosed.

Reviewer Expertise: Callous Unemotional traits, empathy, physiological measurements, conduct problems

I confirm that I have read this submission and believe that I have an appropriate level of expertise to confirm that it is of an acceptable scientific standard, however I have significant reservations, as outlined above.

Author Response 23 Feb 2020

Luna Centifanti, University of Liverpool, Liverpool, UK

Thank-you for the opportunity to revise and resubmit our paper to F1000Research. We are very glad to hear that there was interest in our manuscript and an appreciation for the contribution made with regards to providing support for the utility and validity of the CAPE. We would like to thank the three reviewers for their insightful and constructive comments on the first submission. Below we have responded to their comments and hope to have addressed the concerns adequately.

Reviewer 2

Introduction

- **Authors provide very detailed information regarding CAPE 1.1 and also the aim of the study. However, since authors investigated the difference between non-target with target children on several measures, something that is not mentioned in the introduction, they should revise the aim section by adding this information.**

We agree with this point and have removed this part of the assessment. This is outlined in response to [Reviewer 1's] comment 2 (a).

- **LPE specifier is part of the diagnosis of Conduct disorder. In the current paper it is mentioned that participants come from high-risk, difficult to access families. However, it is useful to inform readers if those children exhibit symptoms that lead to the diagnosis of CD or any other comorbidity.**

Local authorities identified families to take part in the government schemes. As researchers were not involved in this process, we cannot comment on whether the children of those families exhibited symptoms. However, we do acknowledge that children exhibiting symptoms of conduct problems often come from high-risk, difficult to access families.

Children who show serious conduct problems tend to come from high-risk backgrounds involving disorganized, unmotivated or disadvantaged families.

Method

- **In the participants section it is mentioned that children's ages ranged between 3 -19 years old. In the next paragraph the descriptive information of target children are**

not consisted (it is mentioned a range of 5-18 years old). It should be clarified if target children are the actual participants and if this is the case then why there are different descriptive statistics and range of age.

Thanks for noticing this. The first age range of 3-19 was descriptive of all children under the scheme but not all children were included in the study, therefore, we have removed this information to make it clearer.

- **It is mentioned that 6 families were deemed unsuitable or declined. Authors should provide the reasons that lead to this decision (not in details).**

Thank-you for pointing out that this was not clear, we have added the below information for clarification.

These were unsuitable because either the caseworkers were themselves afraid of violence or the families were already non-compliant with the caseworkers efforts at intervention.

- **In CAPE 1.1 description it is stated that a child with a diagnosis of ASD was included in the study. I am not convinced that a child with autism can participate in the current study. Despite their similarities in behavior and in empathy difficulties, ASD and CU traits have different underlying mechanisms. Thus, authors should not use the data of this participant or justify the decision of including them.**

Thank-you for this valuable input, we have now added in the below information to justify our decision for including children with ASD.

We decided to do assessments using the CAPE regardless of potential diagnoses of Autism Spectrum Disorder (ASD), because research shows that some children have a 'double hit' of ASD and callous-unemotional traits (Pasalich et al., 2014) and the modest phenotypic overlap observed in social-emotional deficits is largely explained by shared genetic variance (O'Nions et al., 2015).

Results

- **A descriptive table will help readers to have a more clear idea of all basic demographics information.**

We agree with this comment and have therefore added a figure (Figure 1) to make the demographic information clearer.

- **In figure 1, authors provide very useful information regarding the differences between target and non-target children. However, it is not mentioned in the introduction and method section that authors will investigate this. Thus, it should be stated as an aim of the study and also in both measures and participants section.**

To ensure the focus remains on the validation of the CAPE we have chosen to remove the assessment of the non-target youth. This is outlined in response to [Reviewer 1's] comment 2 (a).

- **Figure 4 (correlations) is very difficult to follow**

In light of this comment and [Reviewer 1's] comment 6 (b), we have now presented the information in a correlation table.

Discussion

- **Discussion is well written, and the limitation section discuss all issues that are raised (both in method and interpretation). However, authors again do not mention anything about the non-target children.**

Thank-you for such positive feedback on our discussion. We have now removed the assessment of non-target children, as we agree the purpose for inclusion was not clear. This is outlined in response to [Reviewer 1's] comment 1 (a).


Competing Interests: As first author, I have no competing interests to declare.

Reviewer Report 01 October 2019

<https://doi.org/10.5256/f1000research.21496.r54368>

© 2019 White S. This is an open access peer review report distributed under the terms of the [Creative Commons Attribution License](#), which permits unrestricted use, distribution, and reproduction in any medium, provided the original work is properly cited.



Stuart F. White 

Center for Neurobehavioral Research (CNR), Boys Town National Research Hospital, Boys Town, NE, USA

The current manuscript investigates the CAPE assessment in a very difficult to access population. While there is some indication of the validity and utility of the CAPE from these data, the impact of the findings is diminished by the small sample size.

Introduction

1. Please reference both the “Troubled Families Programme,” and the “Family Intervention Project” in the introduction, or just say “drawn from government intervention programs” or similar. It was slightly confusing tracking back to the introduction from the methods when I expected only one program and two were described.
2. Please discuss why the non-target youth were assessed in this study in the introduction.

Methods/Results

1. The authors write, “no sample size calculation was performed.” I suspect that the authors mean that no power analysis was conducted to inform sample size. Please be clear.
2. The level of detail regarding the clinical training of the interviewers seems a bit excessive. Something along the lines of “the interviewers had sufficient clinical training and research experience to conduct the interviews, though were not registered clinicians” should suffice. That the interviews were not conducted by the typical clinician is a weakness that should be discussed later in the paper.
3. The comparison between target and non-target youth comes a bit from no-where. This analysis is not well set-up in the introduction. Please make it clear why this analysis is conducted in the introduction.
4. In Figures 1 & 5, please report standard error bars, as opposed to standard deviation.
5. The sentence “There were no associations found between the CAPE 1.1 and externalizing/internalizing behavior regardless of reporter, although the relation with externalizing behaviour (as reported by the parent) was moderate” is unclear. If there was no association, how can the relationship be moderate?

6. Figure 4 is very difficult to read - it is a jumble. Perhaps indicate via color-code specific ranges of correlation/significant correlations. The specific numbers and the crossing out of those numbers is less than ideal.

Discussion

1. The non-target children are not mentioned in the discussion. They either need to be incorporated more fully into the paper or removed from the paper.
2. I think that the authors need to spend more time in the discussion making the case that these data are able to help clinicians evaluate the CAPE. The authors did an admirable job of accessing a difficult population, but the reality is that the numbers are so low, it's hard to interpret the data. This is especially the case since the CAPE wasn't used entirely in a manner consistent with recommended clinical use. Why would a clinician, after reading this paper, make a decision one way or the other about using the CAPE in clinical practice? The discussion needs to take this criticism on directly and forcefully.

Minor points:

1. The following sentence is clunky: "However, negatively worded items can sometimes be difficult to understand and put a strain on a child's verbal abilities, which are often found to be deficient in children with conduct problems, anyway." Perhaps revise?
2. "No other exclusion criteria were necessary" is an odd way to write this. Please be clear that no other exclusion criteria were employed.

Is the work clearly and accurately presented and does it cite the current literature?

Yes

Is the study design appropriate and is the work technically sound?

Yes

Are sufficient details of methods and analysis provided to allow replication by others?

Yes

If applicable, is the statistical analysis and its interpretation appropriate?

Yes

Are all the source data underlying the results available to ensure full reproducibility?

Yes

Are the conclusions drawn adequately supported by the results?

Partly

Competing Interests: No competing interests were disclosed.

Reviewer Expertise: Developmental Psychopathology & Cognitive Neuroscience.

I confirm that I have read this submission and believe that I have an appropriate level of expertise to confirm that it is of an acceptable scientific standard, however I have significant reservations, as outlined above.

Author Response 23 Feb 2020

Luna Centifanti, University of Liverpool, Liverpool, UK

Thank-you for the opportunity to revise and resubmit our paper to F1000Research. We are very glad to hear that there was interest in our manuscript and an appreciation for the contribution made with regards to providing support for the utility and validity of the CAPE. We would like to thank the three reviewers for their insightful and constructive comments on the first submission. Below we have responded to their comments and hope to have addressed the concerns adequately.

Reviewer 1

Introduction

- **(a) Please reference both the “Troubled Families Programme,” and the “Family Intervention Project” in the introduction, or just say “drawn from government intervention programs” or similar. It was slightly confusing tracking back to the introduction from the methods when I expected only one program and two were described.**

Thank-you for this comment, we agree with this point and have changed the introduction and the method section of the paper to make this clearer.

- **(a) Please discuss why the non-target youth were assessed in this study in the introduction.**

In light of the number of comments made surrounding the inclusion of the non-target youth, we have made the decision to remove this part of the assessment. As the paper is about validating the CAPE, we want to ensure this is where the focus remains.

Methods/Results

- **(b) The authors write, “no sample size calculation was performed.” I suspect that the authors mean that no power analysis was conducted to inform sample size. Please be clear.**

This is what was meant, so we have changed “no sample size calculation was performed” to “no power analysis was conducted to inform sample size,” as suggested.

- **(b) The level of detail regarding the clinical training of the interviewers seems a bit excessive. Something along the lines of “the interviewers had sufficient clinical training and research experience to conduct the interviews, though were not registered clinicians” should suffice. That the interviews were not conducted by the typical clinician is a weakness that should be discussed later in the paper.**

We included the specific qualifications of the interviewers for transparency but agree that this level of detail for the purposes of the paper is excessive. Therefore, we have cut down the information provided.

The CAPE 1.1 was carried out by the first and fourth authors (LCMC and NDT), who despite not being registered clinicians had a sufficient level of qualification, clinical training and research experience to carry out the assessments.

- **(b) The comparison between target and non-target youth comes a bit from no-where. This analysis is not well set-up in the introduction. Please make it clear why this analysis is conducted in the introduction.**

We agree with this point and have removed this part of the assessment. This is outlined in response to [Reviewer 1’s] comment 2 (a).

- **(b) In Figures 1 & 5, please report standard error bars, as opposed to standard deviation.**

Figure 1 has been removed from the paper as we have made the decision to remove this part of the assessment (see response to [Reviewer 1's] comment 2a). Figure 5 is now referred to as Figure 4 and standard deviations have been changed to standard error bars.

- **(b) The sentence "There were no associations found between the CAPE 1.1 and externalizing/internalizing behavior regardless of reporter, although the relation with externalizing behaviour (as reported by the parent) was moderate" is unclear. If there was no association, how can the relationship be moderate?**

Thank-you for noticing this, this was in error and we have corrected it.

CAPE 1.1 scores were significantly correlated with CU traits (when measured by parent report only), externalising behaviour (when measured by parent report only), psychopathic traits, ratings of violence from their case files, and the negative impact of their mental health symptoms on their daily living. There were no associations found between the CAPE 1.1 and internalizing behaviour regardless of reporter.

- **(b) Figure 4 is very difficult to read - it is a jumble. Perhaps indicate via color-code specific ranges of correlation/significant correlations. The specific numbers and the crossing out of those numbers is less than ideal.**

To make the information easier to read, we have now presented this in a correlation table.

Discussion

- **(C) The non-target children are not mentioned in the discussion. They either need to be incorporated more fully into the paper or removed from the paper.**

We agree with this point and have removed this part of the assessment. This is outlined in response to [Reviewer 1's] comment 2 (a).

- **(C) I think that the authors need to spend more time in the discussion making the case that these data are able to help clinicians evaluate the CAPE. The authors did an admirable job of accessing a difficult population, but the reality is that the numbers are so low, it's hard to interpret the data. This is especially the case since the CAPE wasn't used entirely in a manner consistent with recommended clinical use. Why would a clinician, after reading this paper, make a decision one way or the other about using the CAPE in clinical practice? The discussion needs to take this criticism on directly and forcefully.**

Thank-you for this comment. We have added a paragraph to the discussion to address why we think the CAPE would be useful in clinical practice.

Minor points:

- **(D) The following sentence is clunky: "However, negatively worded items can sometimes be difficult to understand and put a strain on a child's verbal abilities, which are often found to be deficient in children with conduct problems, anyway." Perhaps revise?**

We have taken some words out of this sentence in the hope that it is now easier to read.

However, negatively worded items can be difficult to understand and put a strain on a child's verbal abilities, which have been found to be deficient in children with conduct problems.

- **(D) "No other exclusion criteria were necessary" is an odd way to write this. Please be clear that no other exclusion criteria were employed.**

Thank-you for noticing this. We have changed 'no other exclusion criteria were necessary' to '*no other exclusion criteria were employed,*' as suggested.

Competing Interests: As first author, I have no competing interests to disclose.

The benefits of publishing with F1000Research:

- Your article is published within days, with no editorial bias
- You can publish traditional articles, null/negative results, case reports, data notes and more
- The peer review process is transparent and collaborative
- Your article is indexed in PubMed after passing peer review
- Dedicated customer support at every stage

For pre-submission enquiries, contact research@f1000.com

F1000Research