





OPEN

Author Correction: A novel homozygous mutation in GAD1 gene described in a schizophrenic patient impairs activity and dimerization of GAD67 enzyme

Chiara Magri , Edoardo Giacomuzzi , Luca La Via, Daniela Bonini, Viola Ravasio, Mohammed E. A. Elhussiny, Flavia Orizio, Fabrizio Gangemi, Paolo Valsecchi, Roberto Bresciani , Alessandro Barbon , Antonio Vita & Massimo Gennarelli

Correction to: *Scientific Reports* <https://doi.org/10.1038/s41598-018-33924-8>, published online 19 October 2018

This Article contains errors in Table 3, where the positions of the coding DNA for the listed mutations are incorrect. The correct Table 3 appears below as Table 1.

Published online: 10 March 2020

Genomic	A/U	Gene	Mutation class	Coding DNA	Aa change	Dataset MAF (N. individuals)	Population MAF	CADD
chr2:25044490 T > G	1/0	ADCY3	missense	NM_004036.4:c.3023 A > C	E1008A	7.46E-04 (10.055)	2.55E-04	20.5
chr5:170236670 G > A	1/0	GABRP	missense	NM_014211.2:c.931 G > A	G311R	2.98E-04 (10.058)	9.01E-05	32
chr8:131880120 C > G	1/0	ADCY8	missense	NM_001115.2:c.2182 G > C	A728P	9.94E-05 (10.056)	1.00E-03	18.29
chr11:122929541 T > C	1/0	HSPA8	Splice junction	NM_153201.3:c.1324-3 A > G		9.94E-04 (10.055)	3.33E-04	0.66
chr16:76532538 G > A	1/0	CNTNAP4	missense	NM_033401.4:c.2312 G > A	R771Q	2.50E-04 (9.986)	7.52E-05	21.7
chr17:39881003 C > T	1/0	HAPI	missense	NM_177977.2:c.1810 G > A	G604R	1.49E-04 (10.059)	5.22E-02	0.03

Table 1. List of rare mutations in genes of the “GABA system” that has been found in a homozygous state among cases or controls.



Open Access This article is licensed under a Creative Commons Attribution 4.0 International License, which permits use, sharing, adaptation, distribution and reproduction in any medium or format, as long as you give appropriate credit to the original author(s) and the source, provide a link to the Creative Commons license, and indicate if changes were made. The images or other third party material in this article are included in the article’s Creative Commons license, unless indicated otherwise in a credit line to the material. If material is not included in the article’s Creative Commons license and your intended use is not permitted by statutory regulation or exceeds the permitted use, you will need to obtain permission directly from the copyright holder. To view a copy of this license, visit <http://creativecommons.org/licenses/by/4.0/>.

© The Author(s) 2020