

ARIA guideline 2019: treatment of allergic rhinitis in the German health system

©2019 Dustri-Verlag Dr. K. Feistle
ISSN 2512-8957

DOI 10.5414/ALX02120E
e-pub: December 30, 2019

Ludger Klimek¹, Claus Bachert², Oliver Pfaar³, Sven Becker⁴, Thomas Bieber⁵, Randolph Brehler⁶, Roland Buhl⁷, Ingrid Casper¹, Adam Chaker⁸, Wolfgang Czech⁹, Jörg Fischer¹⁰, Thomas Fuchs¹¹, Michael Gerstlauer¹², Karl Hörmann¹³, Thilo Jakob¹⁴, Kirsten Jung¹⁵, Matthias V. Kopp¹⁶, Vera Mahler¹⁷, Hans Merk¹⁸, Norbert Mülleneisen¹⁹, Katja Nemat²⁰, Uta Rabe²¹, Johannes Ring²², Joachim Saloga²³, Wolfgang Schlenker²⁴, Carsten Schmidt-Weber²⁵, Holger Seyfarth²⁶, Annette Sperl¹, Thomas Spindler²⁷, Petra Staubach²³, Sebastian Strieth²⁸, Regina Treudler²⁹, Christian Vogelberg³⁰, Andrea Wallrafen³¹, Wolfgang Wehrmann³², Holger Wrede³³, Torsten Zuberbier³⁴, Anna Bedbrook³⁵, Giorgio W. Canonica³⁶, Victoria Cardona³⁷, Thomas B. Casale³⁸, Wienczylawa Czarlewski³⁹, Wytske J. Fokkens⁴⁰, Eckard Hamelmann⁴¹, Marek Jutel⁴², Désirée Larenas-Linnemann⁴³, Joaquim Mullol⁴⁴, Nikolaos G. Papadopoulos⁴⁵, Sanna Toppila-Salmi⁴⁶, Thomas Werfel⁴⁷, and Jean Bousquet^{34,35,48,49}

Key words

allergic diseases – allergic asthma – integrated care pathway – allergen-specific immunotherapy – health care system

First published in
Allergo J Int, Vol. 28,
2019, pp. 255-276 DOI
10.1007/
s40629-019-00110-9

Received
September 23, 2019;
accepted in revised form
November 4, 2019

Correspondence to
Prof. Dr. Jean Bousquet
Centre Hospitalier
Régional Universitaire
de Montpellier (CHU),
371 Avenue du Doyen
Gaston Giraud,
34295 Montpellier
Cedex 5, Frankreich
jean.bousquet@orange.fr

¹Center of Rhinology and Allergology, Wiesbaden, Germany, ²Upper Airways Research Laboratory and Department of Oto-Rhino-Laryngology, Ghent University and Ghent, University Hospital, Ghent, Belgium, Division of ENT Diseases, CLINTEC, Karolinska Institute, University of Stockholm, Stockholm, Sweden, ³Department of Otorhinolaryngology, Head and Neck, Surgery, Section of Rhinology and Allergy, University, Hospital Marburg, Philipps-Universität Marburg, Marburg, Germany, ⁴Department of Otolaryngology, Head and Neck Surgery, University of Tübingen, Tübingen, Germany, ⁵Department of Dermatology and Allergy, University of Bonn, Bonn, Germany, Christine Kühne-Center for Allergy Research and Education (CK-CARE) Davos-Augsburg-Bonn-St Gallen-Zürich, St. Gallen, Switzerland, ⁶Department of Allergy, Occupational Dermatology and Environmental Medicine, Universitätsklinikum Münster, Münster, Germany, ⁷Pulmonary Department, Mainz University Hospital, Mainz, Germany, ⁸Department of Otolaryngology and Center for Allergy and Environment (ZAUM), Klinikum rechts der Isar, Technical University of Munich and Helmholtz Center Munich, Munich, Germany, ⁹Department of Dermatology, University of Freiburg, Freiburg, Germany, ¹⁰Department of Dermatology, Eberhard Karls University, Tübingen, Tübingen, Germany, ¹¹Department of Dermatology, Venereology, and Allergology, University Medical Center, Georg August University, Göttingen, Germany, ¹²Pediatric Pneumology and Allergology Unit, Medical University of Augsburg, Augsburg, Germany, ¹³Department of Otorhinolaryngology, Mannheim University Hospital, Mannheim, Germany, ¹⁴Department of Dermatology and Allergology, University Medical Center Gießen and Marburg, Campus Gießen, Justus-Liebig-University, Gießen, Germany, ¹⁵Group Practice for Dermatology, Erfurt, Germany, ¹⁶Clinic of Pediatric and Adolescent Medicine, Airway Research Center North (ARCN), Member of the German Lung Center (DZL), Lübeck University, Lübeck, Germany, ¹⁷Medical Faculty, Friedrich-Alexander-University (FAU) Erlangen-Nürnberg, Germany, ¹⁸Department of Dermatology and Allergology, University Hospital, RWTH Aachen University, Aachen, Germany, ¹⁹Asthma and Allergy Centre, Leverkusen, Germany, ²⁰Department of Pediatrics, University Hospital Carl Gustav Carus, Technical University of Dresden, Dresden, Germany, ²¹Department of Allergology, Johanniter-Krankenhaus im Fläming Treuenbrietzen GmbH, Treuenbrietzen, Germany, ²²Department and Outpatient Clinic for Dermatology and Allergology am Biederstein, Technical University of Munich, Munich, Germany and Christine Kühne Center for Allergy Research and Education (CK-Care), Davos, Switzerland, ²³Department of Dermatology, University Medical Center Mainz, Mainz, Germany, ²⁴Former Head ENT - Department, Katharina-

Kasper-Kliniken, Marienkrankenhaus, c/o University Hospital, Frankfurt, Germany, ²⁵Center for Allergy and Environment (ZAUM), Member of the German Center of Lung Research (DZL) and the Inflammation and Immunology Helmholtz Initiative, Technical University of Munich and Helmholtz Center Munich, Munich, Germany, ²⁶Pharmacy Association in Hesse, Offenbach, Germany, ²⁷Allergy Campus Davos, Hochgebirgsklinik Davos dept. Pediatrics, Davos, Switzerland, ²⁸Department of Otolaryngology, University Medical Center Mainz, Mainz, Germany, ²⁹Department of Dermatology, Venereology and Allergology, LICA – Leipzig Comprehensive Allergy Center, University of Leipzig, Leipzig, Germany, ³⁰Department of Pediatric Pneumology and Allergology, University Hospital Carl Gustav Carus, Technical University of Dresden, Dresden, Germany, ³¹German Allergy and Asthma Association, Mönchengladbach, Germany, ³²Dermatology Group Practice, Münster, Germany, ³³Herford, North Rhine-Westphalia, Germany, ³⁴Department of Dermatology and Allergy, Allergie-Centrum – Charité, Charité – Universitätsmedizin, Berlin, Berlin, Germany, ³⁵MACVIA-France, Montpellier, France, ³⁶Allergy Section, Allergy and Respiratory Diseases, DIMI, University of Genoa, Genoa, Italy, ³⁷Department of Internal Medicine, Hospital Universitari Vall d'Hebron, Barcelona, Spain, ³⁸Division of Allergy and Immunology, University of South Florida, Tampa, FL, USA, ³⁹Medical Consulting Czarlewski, Levallois, France, ⁴⁰Department Otorhinolaryngologie, Academic Medical Centers, Amsterdam, The Netherlands, ⁴¹Children's Center, Protestant Hospital Bethel, University Bielefeld, Bielefeld Germany, ⁴²Department of Clinical Immunology, Wrocław Medical University, Wrocław, Poland and ALL-MED Medical Research Institute, Wrocław, Poland, ⁴³Hospital Médica Sur, México City, Mexico, ⁴⁴Unitat de Rinologia i Clínica de l'Olfacte, Servei d'ORL, Hospital Clínic, Clinical and Experimental Respiratory Immunoallergy, IDIBAPS, University of Barcelona, Barcelona, Spain, ⁴⁵Department of Allergy, 2nd Pediatric Clinic, University of Athens, Athens, Greece, ⁴⁶Haartman Institute, University of Helsinki, Helsinki, Finland, ⁴⁷Division of Immunodermatology and Allergy Research, Department of Dermatology and Allergy, Hannover Medical School, Hannover, Germany, ⁴⁸University Hospital, Montpellier, ⁴⁹INSERM, Unit 1168, Paris, France

Abstract. Background: The number of patients affected by allergies is increasing worldwide. The resulting allergic diseases are leading to significant costs for health care and social systems. Integrated care pathways are needed to enable comprehensive care within the national health systems. The ARIA (Allergic Rhinitis and its Impact on Asthma) initiative develops internationally applicable guidelines for allergic respiratory diseases. Methods: ARIA serves to improve the care of patients with allergies and chronic respiratory diseases. In collaboration with other international initiatives, national associations and patient organizations in the field of allergies and respiratory diseases, real-life integrated care pathways have been developed for a digitally assisted, integrative, individualized treatment of allergic rhinitis (AR) with comorbid asthma. In the present work, these integrated care pathways have been adapted to the German situation and health system. Results: The present ICP (integrated care

pathway) guideline covers key areas of the care of AR patients with and without asthma. It includes the views of patients and other healthcare providers. Discussion: A comprehensive ICP guideline can reflect real-life care better than traditional guideline models.

Introduction

Worldwide, both the number of patients affected by allergies and the costs of allergic diseases are increasing rapidly. Strategies are needed to transfer integrated care pathways (ICPs) into national health systems [18].

A meeting on chronic disease care has been held in Paris (December 3, 2018). The event was organized by MASK (Mobile Airways Sentinel Network) [19] and POLLAR (Impact of Air POLLution on Asthma and Rhi-

Abbreviations.

ADR	Adverse Drug Reaction
AEC	Allergen Exposure Chamber
AeDA	Medical Association of German Allergists (Ärzteverband deutscher Allergologen)
AIRWAYS-ICPs	Integrated care pathways for airway diseases
AIT	Allergen Immunotherapy
AMG	German Medicinal Products Act (Arzneimittelgesetz)
AMR	Pharmaceutical Directive (Arzneimittelrichtlinie)
AR	Allergic Rhinitis
ARIA	Allergic Rhinitis and its Impact on Asthma
Aze	Azelastine
BGB	German Civil Code (Bürgerliches Gesetzbuch)
CP	Centralized Procedure
DAAB	German Allergy and Asthma Association (Deutscher Allergie- und Asthmabund)
DBPCRCT	Placebo-controlled randomized clinical trial
DCP	Decentralized Procedure
DIMDI	German Institute for Medical Documentation and Information (Deutsches Institut für Medizinische Dokumentation und Information)
DTC	Daily Treatment Cost
EAACI	European Academy for Allergy and Clinical Immunology
EIP	on AHA European Innovation Partnership on Active and Healthy Ageing
EIT	European Institute for Innovation and Technology
EMA	European Medicines Agency
EU	European Union
FP	Fluticasone Propionate
GINA	Global Initiative for Asthma
GP	General Practitioner
GRADE	Grading of Recommendations-Assessment, Development and Evaluation
HDM	House Dust Mite
ICP	Integrated care pathway
INAH	Intranasal Antihistamine
INCS	Intranasal Corticosteroid
J-FC	Joint Federal Committee
LTRA	Leukotriene Receptor Antagonist
MACVIA	MAIadies Chroniques pour un Vieillissement Actif (Fighting chronic diseases for active and healthy ageing)
MASK	Mobile Airways Sentinel Network
MASK-air	(formerly Allergy Diary)
MPAzeFlu	Nasal fixed combination combining Azelastine and Fluticasone
MRP	Mutual Recognition Procedure
MS	Member State
NPP	Named Patients Product
OAH	Oral Antihistamine
OTC	Over the Counter
PDC	Proportion of Days Covered
PEI	Paul-Ehrlich-Institut
POLLAR	Impact of Air POLLution on Asthma and Rhinitis
RCT	Randomized controlled trial
RKI	Robert-Koch-Institute
RMS	Reference Member State
RWE	Real-world evidence
SCIT	Subcutaneous Immunotherapy
SDM	Shared Decision Making
SGB	Social Security Statute Book (Sozialgesetzbuch)
SHI	Statutory Health Insurance
SLIT	Sublingual Immunotherapy
TAV	Therapy allergen ordinance (Therapieallergeneverordnung)
US	United States
VAS	Visual Analog Scale



Figure 1. Organizations supporting the ARIA meeting in Paris.



Figure 2. German organizations supporting this publication together with the German ARIA group.

nit, EIT Health) [20], in collaboration with professional and patient organizations in the field of allergy and airway diseases (Figure 1). The evaluation of real-life integrated care pathways (ICPs) was recommended for digitally enabled, integrated, personalized care for rhinitis and asthma multimorbidity and environmental exposure was embedded [18, 19]. This publication represents an adaptation of this real-life ICP to the German health care system and is supported by the organizations and associations listed in Figure 2.

Information on the burden and costs of allergic diseases, epidemiology and medication use in Germany

The incidence of allergies in Germany has risen rapidly since the 1970s. Approximately 30 million people are affected by allergic diseases (Figure 3; [21]). Recent figures on the 12-month prevalence of allergies have been published by the Robert Koch Institute in the *Journal of Health Monitoring* (Figure 3; [22]). Here, 28.1% of adults were reported as

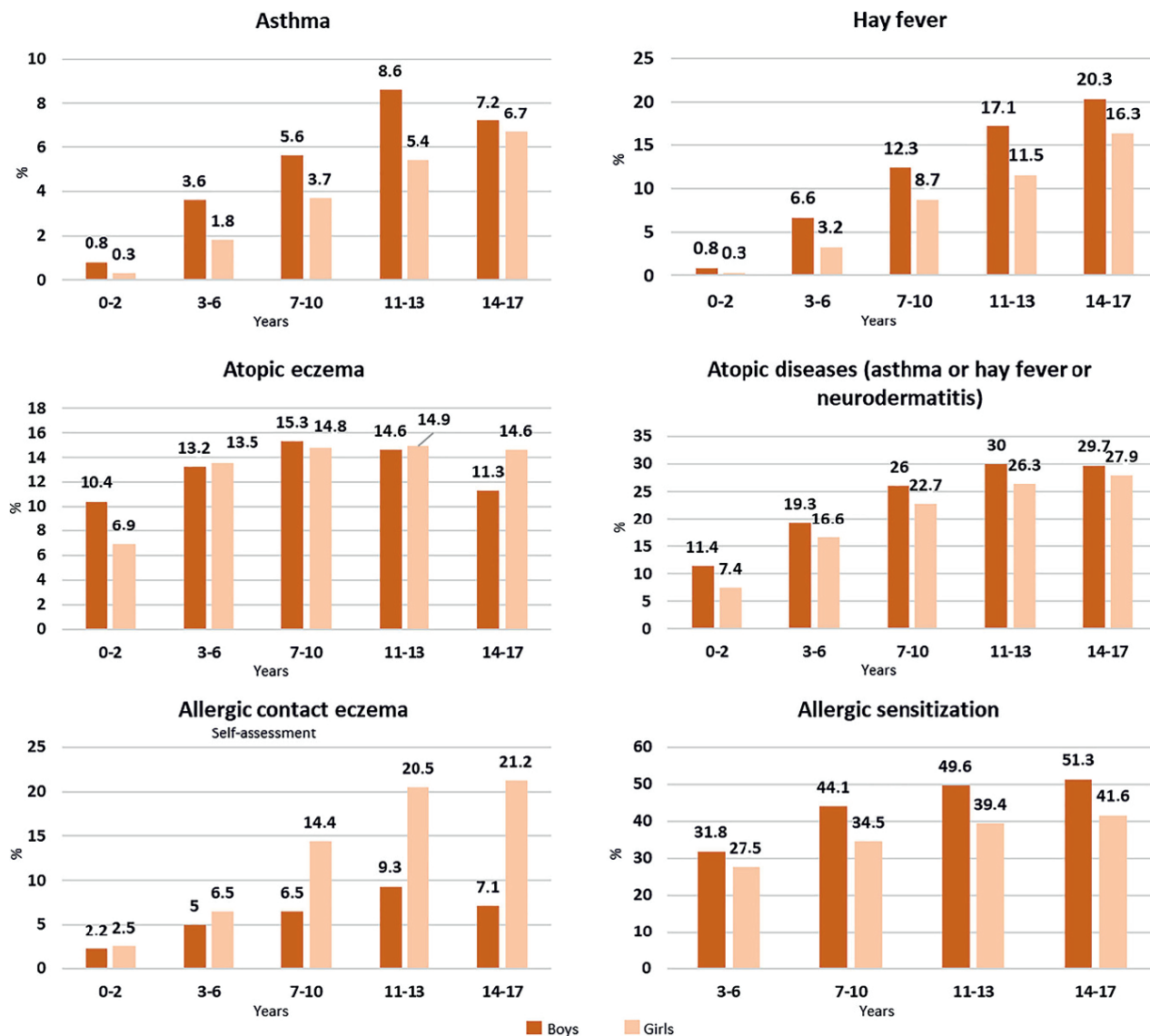


Figure 3. Lifetime prevalence (in %) of common allergic diseases and point prevalence (in %) of allergic sensitizations in children and adolescents in Germany. Results of the KiGGS baseline survey 2003 – 2006. (Reprinted with kind permission from [22]).

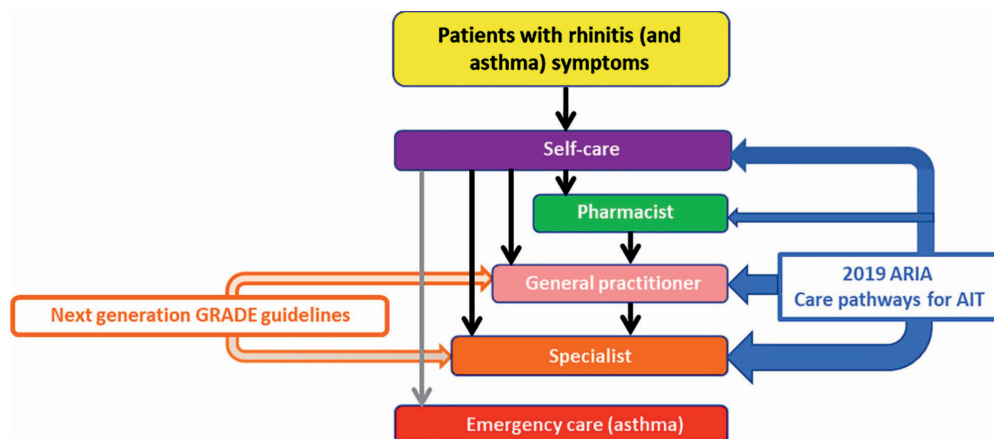


Figure 4. The next-generation ARIA care pathways considered in this publication. (Reprinted with kind permission from [27]).

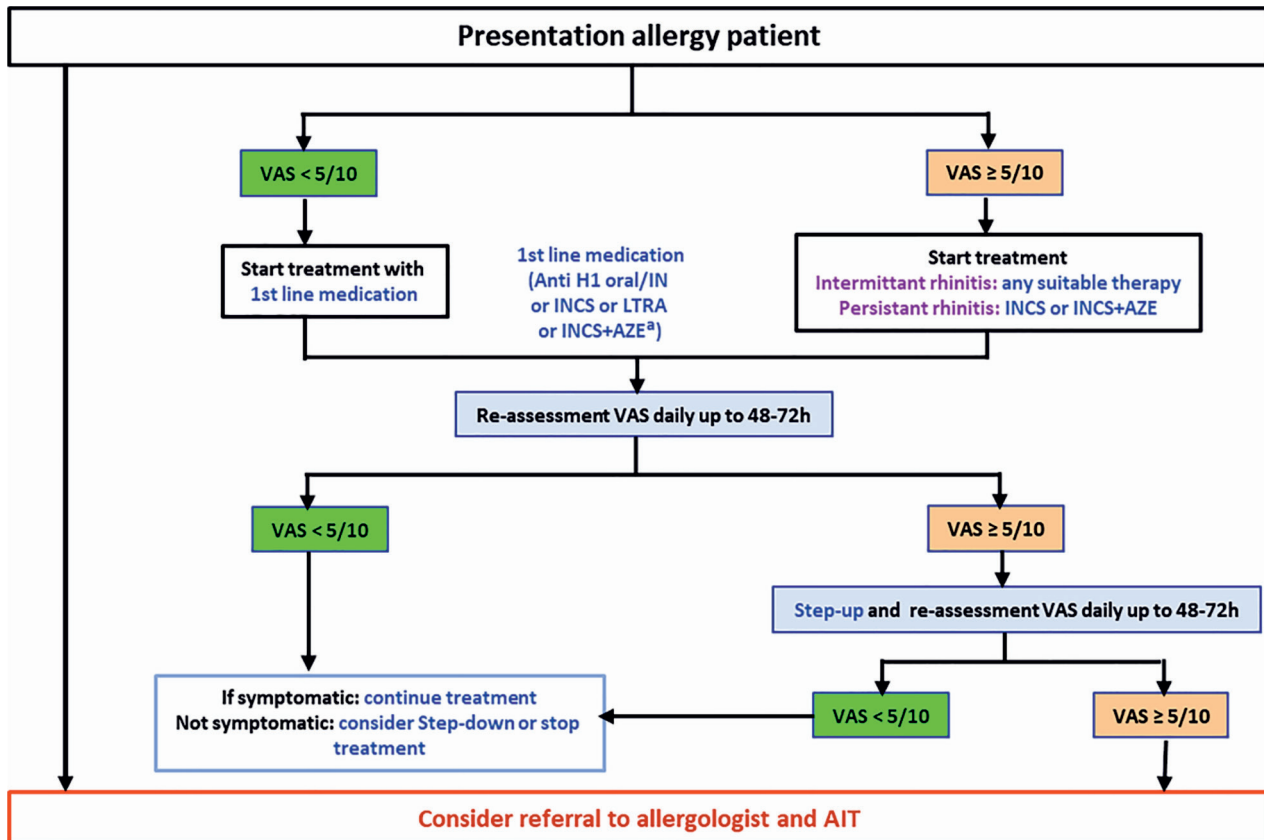


Figure 5. Step-up algorithm in untreated patients (adolescents over 12 years and adults) based on visual analogue scales. The proposed algorithm considers the patient's preferences: If ocular symptoms persist after initiation of treatment, local conjunctival therapy should be added. Due to the characteristics in the German health care system of direct specialist access, the entire treatment chain from anamnesis, to allergen avoidance, pharmacological therapy, indication and implementation of AIT can also be performed by an allergologically competent specialist or a physician with additional training in allergology, which enables an early AIT. (Reprinted with kind permission from [32]).

being currently affected by allergies. Women (31.6%) were significantly more affected than men (24.5%). In addition, younger and middle-aged adults (up to 65 years) reported allergies more often than the elderly. In childhood and adolescence, allergic diseases were even the most common health problems. In the course of time, the authors noted that, above all, the proportion of children up to 6 years with asthma and hay fever increased [22]. Early hay fever increased the risk of asthma by 3.6 times in boys and by 2.3 times in girls. The authors of the Robert Koch Institute report concluded that these data support the demand for early causal treatment of hay fever, as the risk of the allergic march is at its greatest when hay fever develops in early childhood [22].

ICPs are structured, multidisciplinary care plans that describe key steps in patient care [23]. They promote the implementation of guideline recommendations into local protocols and their application in clinical

practice [24, 25]. Typically, ICPs improve recommendations by iteratively combining interventions, integrating quality assurance, and promoting the coordination of treatment. AIRWAYS ICPs (Integrated Care Pathways for Airway Diseases) [26] were the first steps in the development of ICPs for patients with rhinitis and asthma as a comorbidity, or for patients with multimorbidities. New guidelines for pharmacotherapy and ICPs for allergen-specific immunotherapy (AIT) are currently being developed for allergic rhinitis (AR). Following the Paris meeting, two separate documents were produced [27, 28]. The present publication is a summary of these documents and transfers them to the German health system (Figure 4). In the future, this adaptation will also be carried out for various other countries and regions in order to adapt the results to the local conditions and corresponding national health systems.

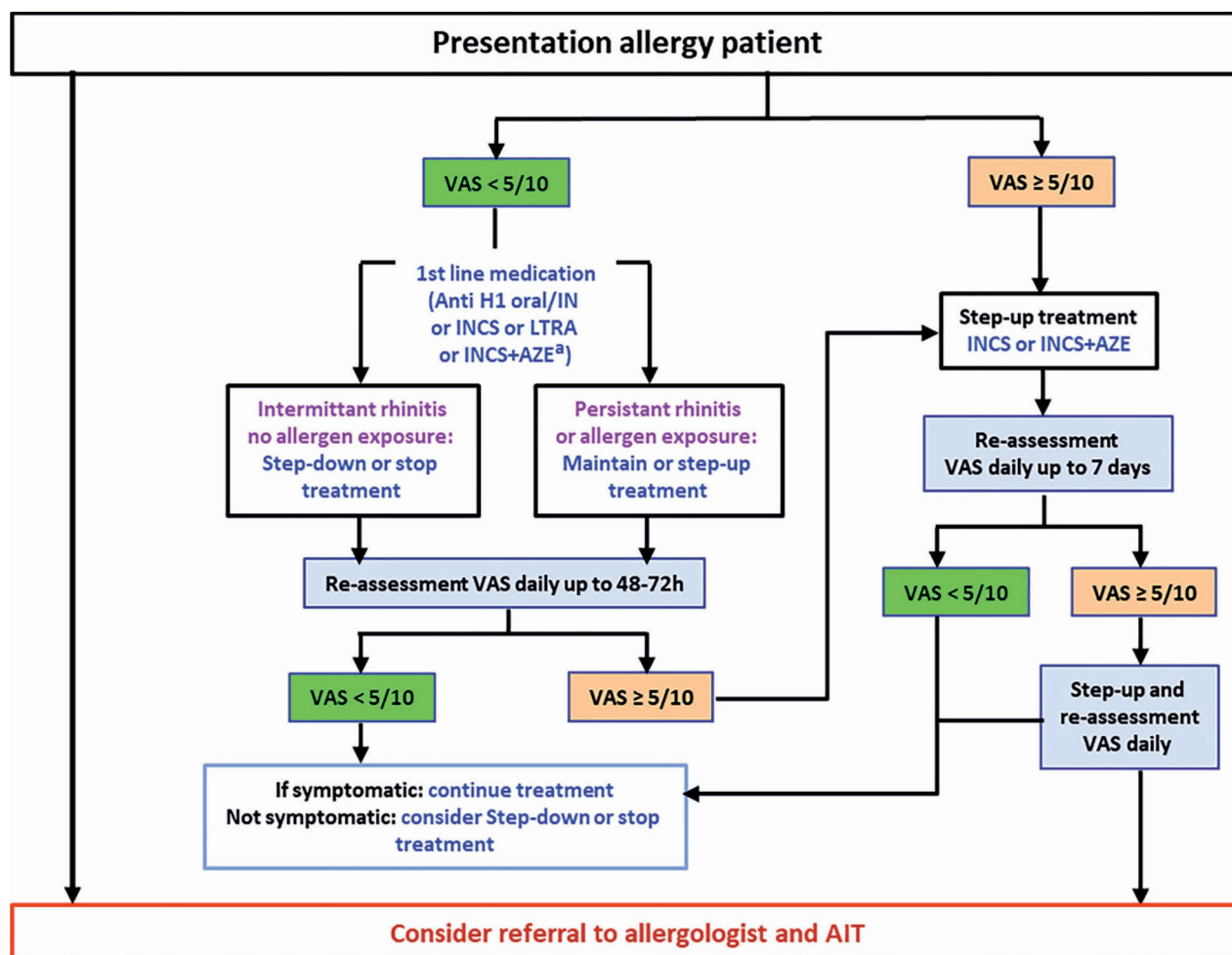


Figure 6. Step-up algorithm in treated patients (adolescents over 12 years and adults) based on visual analogue scales. The proposed algorithm considers the patient's preferences: If ocular symptoms persist after initiation of treatment, local conjunctival therapy should be added. Due to the characteristics in the German health care system of direct specialist access, the entire treatment chain from anamnesis, to allergen avoidance, pharmacological therapy, indication and implementation of AIT can also be performed by an allergologically competent specialist or a physician with additional training in allergology, which enables an early AIT. (Reprinted with kind permission from [32]).

Next-generation ARIA-GRADE guidelines

Pharmacotherapy for AR patients is considered to control the disease. It depends on (i) patient empowerment and preferences, (ii) prominent symptoms, symptom severity and multimorbidity, (iii) efficacy and safety of the treatment [29], (iv) speed of onset of action of treatment, (v) current treatment, (vi) historic response to treatment, (vii) impact on sleep and work productivity [30, 31], (viii) self-management strategies and (ix) resource use.

An algorithm was devised [32] and digitalized [33] to propose step-up or step-down AR treatment (Figure 5, 6). The guideline

group aims to adapt this algorithm to the availability of medicines and resources in different countries. Moreover, algorithms require testing via randomized controlled trials (RCTs) and observational research called real-world evidence (RWE) [34, 35, 36].

National and international guidelines are mostly based on the database of randomized controlled trials (RCTs). In fact, the GRADE method (Grading of Recommendations, Assessment, Development and Evaluation) explicitly takes into account all types of study designs, from RCTs to observational studies and case reports [37, 38, 39]. GRADE also considers data on preferences, acceptability and feasibility or accuracy of results.

For the applicability of guidelines in the routine care of patients, the results of RCTs

are, in part, limited by the parameters of clinical trials [40]. Therefore, information from real-world evidence (RWE) is increasingly being considered in the creation of practice-oriented guidelines. Ideally, both approaches will be merged [4].

During the Paris meeting, *next-generation recommendations* were developed leading to a GRADE-based guideline for the pharmacological treatment of AR [3, 4, 5, 32]. These recommendations were tested with RWE using the MASK-air health app [19, 41]. The algorithm proposed by the consensus group is based on a summary of all this information [32]. In this publication, these recommendations are adapted to the situation of the German health care system.

Care-relevant evaluation of drugs for the treatment of allergic rhinitis

Over the counter (OTC) medicines cannot generally be prescribed at the expense of the statutory health insurance (SHI) of the German health care system. The majority of AR drugs, such as many antihistamines, numerous INCSs (intranasal corticosteroids), or alpha sympathomimetics or low-effective mast cell stabilizers, are nonprescription drugs. They cannot therefore be prescribed at the expense of the statutory health insurance to adolescents from 12 years on and to adults according to Annex I of the pharmaceutical directives (Arzneimittel-Richtlinien (AMR)) (Infobox 1).

Infobox 1. Legal basis for the exemption from the obligation to prescribe at the expense of the SHI.

Legal basis

According to § 34 (1) sentence 1 SGB V, nonprescription medicines are excluded from the supply according to § 31 SGB V. In accordance with § 34 (1) sentence 2 SGB V, the Joint Federal Committee stipulates in the guidelines pursuant to § 92 (1) sentence 2 no. 6 SGB V which nonprescription medicines that are considered to be standard therapies for the treatment of serious illness are to be used for these diseases may exceptionally be prescribed by the contract doctor. In doing so, account must be taken of therapeutic diversity (§ 34 (1) sentence 3 SGB V).

According to § 34 (1) sentence 5 SGB V, exclusion under sentence 1 does not apply to

1. insured children until the age of 12 years,
2. insured adolescents up to the age of 18 with developmental disabilities.

The legal criteria are specified in § 12 (3) and (4) of the current Medicines Directive as follows:

- § 12 (3) A disease is serious if it is life-threatening or if, due to the severity of the health disorder caused by it, it permanently affects the quality of life.
- § 12 (4) A pharmaceutical product is considered to be the standard of care if the therapeutic benefit for the treatment of the serious disease is in line with the generally accepted state of medical knowledge.

According to the specifications of many SHI pharmacotherapy consultants, OTC preparations should preferably be prescribed on a green prescription or should only be recommended. As a rule, the costs for nonprescription medicines are borne by the insured persons themselves. However, exceptions apply to seriously ill AR patients and should be considered so that these patients with severe disease can be treated under medical supervision.

Exceptions apply to OTC preparations which are used as the standard therapy for serious diseases for children up to the age of 12 and adolescents with developmental disabilities up to the age of 18 years.

According to the OTC exemption list in Annex I of the Pharmaceutical Directive, the serious diseases in which nonprescription antihistamines can be prescribed for special cases are:

- only in emergency kits for treatment of bee, wasp, hornet venom allergies
- only for the treatment of severe, recurrent urticaria
- only in severe, persistent pruritus
- only for the treatment of severe allergic rhinitis,
- where topical nasal treatment with glucocorticosteroids is not sufficient.

In these cases, nonprescription antihistamines can also be the economic alternative, regardless of age.

Intranasal glucocorticosteroids (INCSs) are the gold standard in the pharmacological therapy of AR, as also outlined in the results of the Paris ARIA conference.

Since October 15, 2016, however, many INCSs can no longer be prescribed on a red SHI prescription for adult patients with Seasonal AR. Specifically, this affects beclometasone, fluticasone and mometasone with their esters under the following conditions:

- The medication may only be given by a doctor after the first diagnosis of seasonal allergic rhinitis
- A maximum daily dose of 400/200mg must be maintained
- Containers and outer shells must provide appropriate information
- The medicines may only be given to adults

Exemptions exist for serious disorders affecting quality of life. In August 2018, the

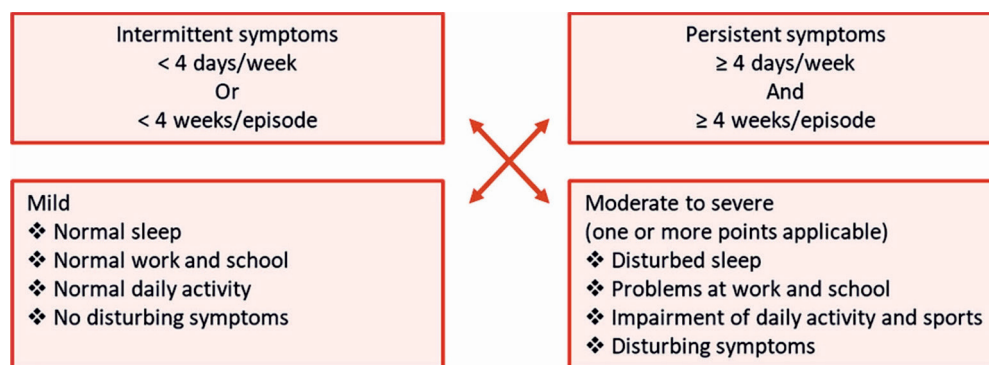


Figure 7. Assessment of the ability of prescription of antihistamines and INCSs in AR. This is possible in cases of persistent, serious AR at the expense of the SHI.

Joint Federal Committee (J-FC) decided that it is once again possible to prescribe INCSs with the active ingredient beclomethasone, fluticasone and mometasone at the expense of the statutory health insurance “for the treatment of persistent allergic rhinitis with severe symptoms”.

In addition, the J-FC acknowledged that serious forms of AR – permanently impairing quality of life in the long term due to severity of the disorder – are a serious disease within the meaning of the Pharmaceutical Directive.

AR is considered serious “if it is a persistent allergic rhinitis” in which the symptoms occur “at least 4 days a week and over a period of at least 4 weeks” and must therefore be classified as severe. The J-FC followed this definition from an earlier ARIA guideline for its supporting reasons (Figure 7; [18, 42]).

Infobox 2. Recommendations for pharmacotherapy for allergic rhinitis

- Oral or intranasal H₁-antihistamines are less effective in controlling all rhinitis symptoms than intranasal corticosteroids (INCSs) [5, 6, 7, 8, 9, 10]. However, they are effective in many patients with mild to moderate disease and many prefer oral medication.
- The comparisons between oral and intranasal H₁-antihistamines differ in their results; no final conclusions have been drawn.
- In patients with severe rhinitis, INCSs are the first-choice in treatment. Onset of action takes place after a few days.
- The concomitant use of an oral H₁-antihistamine and an INCS does not provide better efficacy than INCSs alone [3, 4], although this is a common practice worldwide.
- MPAzeFlu, the fixed combination of intranasal FP and azelastine (Aze) in a nasal spray, is more effective than INCS or H₁-antihistamine monotherapy and is indicated for patients in whom INCS monotherapy is considered inadequate [11, 12, 13, 14, 15], with severe AR or for patients who want a quick relief of symptoms [3, 4]. In a pollen exposure chamber study, the speed of onset of the combination was confirmed [16, 17].
- All recommended medications are considered safe in the usual dosage. Oral H₁-antihistamines of the first generation are sedating and should be avoided [17], as well as the prolonged use of nasal alpha-sympathomimetics (in vasoconstrictive nasal sprays).
- Depot corticosteroids i.m. are not indicated in allergic rhinitis.

If there are no serious symptoms or if the symptoms are present for less than 4 weeks, patients must pay for the product themselves.

Furthermore, the conditions for the prescription of nonprescription antihistamines for patients with SHI have been adjusted in the wording. Again, it must be a “persistent allergic rhinitis with serious symptoms”.

To date, in Germany, there is no arrangement for SHI patients with severe AR symptoms, for whom antihistamines and INCSs are not effective. These patients usually use arbitrary combinations of different preparations and drug groups, whereas only the fixed combination MPAzeFlu (combined intranasal FP and azelastine (Aze) in a nasal spray) has evidence-based efficacy in the therapeutic area. Currently, in Germany, no generic drugs exist for fixed combinations, and there is no possibility of OTC use, since the fixed combinations were not exempted from the prescription. A distinction of these versus free and arbitrary combinations of active ingredients through the J-FC and the SHI would be desirable, because the latter drug combinations do not hold proof of efficacy from controlled clinical trials. Moreover, contrary evidence exists that the simultaneous use of an oral H₁-antihistamine and INCSs has no better effectiveness than INCSs alone [3, 4].

Basic principles for the development of ARIA ICPs

MASK algorithm for the pharmacological treatment of AR

The MASK algorithm, based on the visual analogue scale (VAS) [43], was developed

Infobox 3. General recommendations of ARIA 2017 [3].

1. In patients with seasonal AR, INCSs are recommended, or possibly a combination of INCSs + OAH. But the potential added benefit has not been proven.
2. In patients with persistent AR, INCSs alone are recommended rather than a combination of INCSs + OAH.
3. In patients with severe seasonal AR, a fixed combination of INCSs+ INAH or INCSs alone is recommended; the choice of therapy also depends on the patient's preferences. At the beginning of treatment (in the first 2 weeks), a fixed combination of INCSs+ INAH will work faster than INCSs alone.

Infobox 4. Key clinical advice of US Practice Parameters [4].

For the initial treatment of nasal symptoms of seasonal allergic rhinitis in patients ≥ 12 years, clinicians:

- should routinely prescribe monotherapy with an intranasal corticosteroid rather than a combination of an intranasal corticosteroid and an oral antihistamine,
- should recommend an intranasal corticosteroid over a leukotriene receptor antagonist (for ≥ 15 years of age),
- for moderate to severe symptoms, the combination of an intranasal corticosteroid and an intranasal antihistamine may be recommended.

by the ARIA Expert Group for the selection of pharmacotherapy and the gradual step-up or step-down of therapy depending on symptom control ([32]; Figure 5, 6).

Revision of ARIA 2010, 2016 and US Practice Parameters 2017

Although only few direct comparative drug studies are available in RCTs [11, 12, 44, 45], a comparison of AR drugs has been made in several reviews [29] and guidelines [3, 4, 5, 32]. In one review, a similar potency was assumed for AR drugs [46]. But this study used a methodology that did not allow for distinction between drugs. However, the AR GRADE Guidelines agree in some important respects [3, 4, 5, 32] (Infobox 2):

The revision of the ARIA Guideline 2016 [3] and the US Practice Parameters 2017 [4], which were developed independently, used the same methodological approach with GRADE [37, 38, 39]. Interestingly, identical questions were analyzed. In the treatment of moderate to severe rhinitis, two main factors were considered: effectiveness and onset of action (Infoboxes 3 and 4). However, for all these recommendations, the evidence level is low (2 and 3) or very low (1). The ARIA 2016 revision [3] and the US Practice Parameters 2017 [4], which are mainly based on RCTs, support the MASK algorithm [32].

Onset of action of the medicines

There are three types of studies to evaluate the onset of action of AR drugs [47, 48]: (i) the standard doubleblind phase III RCT, (ii) park setting studies and (iii) allergen exposure chamber (AEC) studies [49]. The RCTs usually provide information about the efficacy of the investigational product versus placebo but are not designed to capture the exact minute of the onset of action. On the other hand, AECs offer several advantages for evaluating the onset of medication, which can be detected to the minute [49]. Furthermore, data from AEC studies are considered to be more robust than those from park studies [50].

Several nasal drugs were tested in the pollen exposure chambers of Ontario [16, 51, 52, 53] and Vienna [54, 55, 56]. Ontario's chamber studies show the rapid onset of action of azelastine and its combinations, including MPAzeFlu. Other intranasal H1 antihistamines showed a slower onset of action. However, intranasal corticosteroids (INCSs) (alone or with oral H1 antihistamines) did not show an onset of action for 2h. The Vienna Chamber studies show that azelastine and levocabastinin combined with fluticasone furoate are the fastest acting drugs in comparison to oral H1-antihistamines or ICNSs alone [54, 55, 56].

Real-life studies using mHealth/health apps

The next-generation ARIA guidelines tested the GRADE recommendations with RWE based on data from mHealth-tools to confirm or refine the guidelines and the MASK algorithm. Although many mHealth tools are available for AR [57], MASK has unique data on pharmacotherapy that can be used in RWE [19, 58].

2017 MASK treatment study A pilot study using a cross-sectional real-world observational design with 2,871 users (17,091 days of VAS) provided insights into real-life AR treatment using VAS for overall allergic symptoms (VAS-global) in 15 countries [41] (Infobox 5).

2017 MASK treatment study [59] A cross-sectional real-world observational study was conducted in 22 countries to com-

Infobox 5. Results of RWE for the treatment of AR.

1. Patients do not follow guideline recommendations and often treat themselves.
2. Adherence to treatment is poor.
3. Patients treat themselves as needed, depending on symptom control, and enhance their therapy if they feel unwell. However, the concomitant use of arbitrary combinations of various medications does not improve symptom-control.
4. MPAzeFlu is superior to ICNSs which are superior to oral H1-antihistamines.

plement the 2016 pilot study [41]. A total of 9,122 users filled in 112,054 days of VAS in 2016 and 2017. The same results were observed for VAS-global. Moreover, the same trend was found for VAS nasal symptoms, asthma, eye symptoms and work productivity (Infobox 5).

2018 MASK treatment adherence study [60] An observational cross-sectional study was carried out on 12,143 users. Adherence is impossible to prove directly as users do not report data every day and may not report all medications used. Secondary adherence was assessed using modified Medication Possession Ratio (MPR) and Proportion of Days Covered (PDC). Adherence was lower than 5%.

Limitations of MASK As for all studies using participatory data, potential biases include the likelihood of sampling bias and outcome misclassification that cannot be assessed and, due to ethical problems, availability of very little information on patient (or day) characteristics. App users are not representative of all patients with rhinitis.

MASK used days in a cross-sectional analysis [41, 61] because there was no clear pattern of treatment. Furthermore, a longitudinal study was not feasible since patients mostly use the App intermittently. The diagnosis of AR was not supported by a physician but it is likely that most users were suffering from rhinitis (allergic or nonallergic) [41]. Precise patient characterization is impossible using an App due to privacy reasons. Nonetheless, mobile technology is becoming an important tool for better understanding and managing AR. It also provides novel information that was not available with other methods [61, 62, 63, 64, 65, 66, 67]. To our knowledge, there is no other mHealth study that assesses the efficacy of different medications at large scale.

Physician's view

There are major differences between the physician's recommendations and the patient's behaviour in the treatment of pollen-induced AR. Regular use throughout the season, even on days with few symptoms, is generally recommended. In fact, most patients use AR drugs only when needed – if their AR symptoms are not well controlled [41, 68]. An interesting finding is that physicians who suffer from AR behave in the same way as their patients and do not follow the guideline recommendations [69].

Patient's view

According to the German Allergy and Asthma Association (Deutscher Allergie- und Asthmabund (DAAB)), a significant part of the problem can be attributed to the inadequate care situation of patients with AR. The worsening in care due to the elimination of reimbursement for antihistamines and INCSs is eminent. For this reason, many patients are not under medical supervision as they have to pay for their own pharmacotherapy and therefore do not see any point in visiting a doctor. As a result, other therapeutic options such as allergen avoidance and early AIT are used too rarely. The DAAB therefore generally calls for the possibility of prescribing over-the-counter anti-allergic drugs at the expense of the statutory health insurances.

If an allergy is suspected, an early diagnosis should take place, so that patients are aware of their triggers. Furthermore, therapeutic options need to be considered with the aid of allergen avoidance, pharmacotherapy and causal treatment by AIT. The allergy diagnostics should be made by allergologically experienced physicians, possibly with an additional allergologist qualification. An accurate diagnosis of allergy is particularly important in order to decide if patients are eligible for AIT and if a suitable therapy preparation is available for treatment. Molecular component diagnostics for the determination of major allergens is still poorly used in Germany but could further improve the diagnosis and thus the effectiveness of the therapy. Therefore, further studies should be carried out on this diagnostic possibility. In addition, high adherence to the treatment of allergies is necessary for a successful therapy.

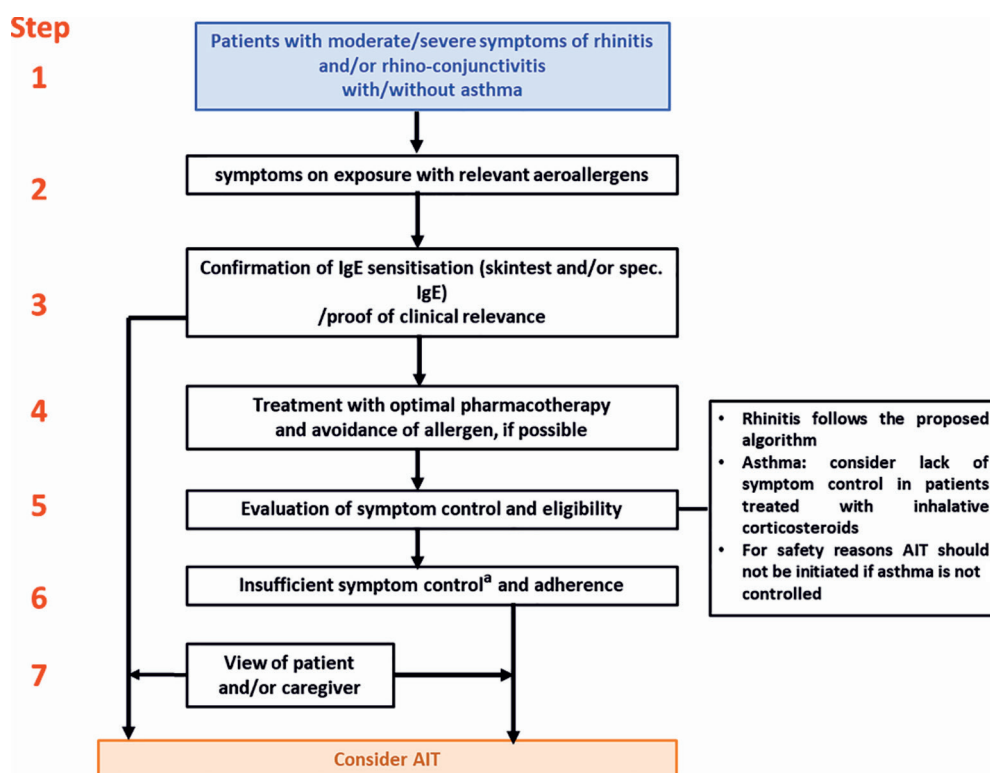


Figure 8. Step-by-step approach to the indication for AIT. Due to the characteristics of a direct access to a specialist in the German health care system, the entire treatment chain from anamnesis to allergen avoidance information, pharmacological therapy, indication and implementation of the AIT, that also can be performed by an allergologically experienced specialist or a physician with additional training in allergology, an early AIT can be enabled. a for exceptions see text. (Reprinted with kind permission from [84])

Next-generation ARIA-GRADE guidelines

The algorithm proposed a stepwise approach for the selection of AR medications based on GRADE recommendations refined with RWE and chamber studies (Table 1).

The proposed approach confirms the validity of most GRADE recommendations for AR, allows some conditional evidence to be supported by RWE and provides some new insights.

In particular:

- The efficacy of combined oral H1-antihistamines and INCSs was not found to be more effective than INCSs alone,
- The efficacy of combined nasal H1-antihistamines and INCSs was found more effective than INCSs alone,
- Intranasal H1-antihistamines are effective within minutes,
- Higher costs of a fixed combination of INCSs and nasal H1-antihistamines are justified if the symptoms cannot be controlled otherwise [3].

The ARIA algorithm for AR was tested with randomized controlled trials (RCTs), observational research RWE and chamber studies. The overall algorithm was found appropriate and no change was needed.

Conclusion

The approach for next-generation ARIA guidelines with the integration of GRADE guidelines, considering RWE and additive studies (pollen chamber exposure studies), could be a model for other chronic diseases as well. The inclusion of ICPs and health apps with integrated, person-centered care represents the ARIA phase 4 change management strategy [18].

Special features in the German health care system arise from the OTC availability of most AR drugs and the statutory provision that OTC medicines may only be prescribed in exceptional cases at the expense of the SHI.

Table 1. Next-generation ARIA-GRADE guidelines.

	GRADE recommendation	mHealth RWE	Chamber studies
Oral H1-antihistamines are less potent than INCSs BUT many patients prefer oral drugs	[5] No information on the patient's preference	[41, 59] No information on the patient's preference	–
Intranasal H1-antihistamines are less effective than INCSs	[5]	[41, 59]	–
Intranasal H1-antihistamines are effective within minutes	[5]	–	[51, 54]
INCSs are potent medications	[4, 5]	[41, 59]	–
The onset of action of INCSs takes a few hours to a few days (except for ciclesonide that is effective quicker)	[5]	–	[53, 70]
The combination of INCSs and oral H1-antihistamines offers no advantage over INCSs	[3, 4]	[41, 59]	–
The fixed combination of INCSs and intranasal H1-antihistamines is more potent than INCSs	YES – in case of moderate to severe symptoms [4]	[41, 59]	–
The fixed combination of INCSs and intranasal H1-antihistamines is effective within minutes	–	–	[16, 53, 55]
Leukotriene antagonists are less potent than INCSs	[4, 5]	–	–

ARIA = Allergic Rhinitis and its Impact on Asthma; GRADE = Grading of Recommendations -Assessment, Development and Evaluation. (Reprinted with kind permission from [27, 32, 84]).

ARIA care pathways for allergen immunotherapy

Allergen immunotherapy (AIT) is a proven therapeutic option for the treatment of AR and/or asthma for many standardized products by sublingual (SLIT) or subcutaneous (SCIT) routes [5, 71, 72, 73, 74, 75, 76]. The efficacy of approved AIT products has been demonstrated in double-blind, placebo-controlled, randomized clinical trials (DBP-CRCTs) and confirmed in real-life [77]. For AIT, a good patient selection should be made such that indications and contraindications are adequately addressed [1].

A major advantage for AR patients in the German health care system is the special feature of having direct access to a specialist (including an allergist). In contrast to many other countries, the entire treatment chain in Germany can be performed by an allergologically competent specialist or a physician with additional allergology training, from anamnesis to allergen avoidance, pharmacological treatment, indication and implementation of AIT (see also Figure 5, 6, 8). Among other things, this enables the early use of AIT, thereby taking advantage of the preventive effects of this form of therapy.

In many countries, the initial phase of AIT is more expensive than other medical treatments for AR or asthma [42, 78]. In

particular, for the German health care system, it has been shown that socioeconomic cost-benefit and cost-effectiveness analyses for longterm effects always favour AIT compared to symptomatic pharmacotherapy for both AR and allergic asthma. AIT is therefore more cost effective in the longer term [79, 80, 81]. Accordingly, an AIT pays off after already 4 – 7 years in terms of cost-ben-

Infobox 6. Indication for AIT [1, 2].

1. Accurate diagnosis with medical history, skin test and/or specific IgE and optionally component-based in vitro diagnostic (CRD). In certain cases, provocation tests are required. Approved indications are allergic rhinitis/conjunctivitis and/or allergic asthma.
2. Allergic symptoms must be caused predominantly by the respective allergen exposure.
3. Patient selection: Poor symptom reduction despite adequate pharmacotherapy (according to guidelines) during the allergy season and/or change in natural allergy history. mHealth technologies such as the MASK-air allergy app can be of relevant importance for the selection of patients (mHealth-Biomarkers).
4. Verification of the efficacy and safety of the selected product through appropriate studies. (For therapy allergens containing one or more allergen sources listed in the TAV, at least one DBPC trial with an adequate number of patients and state-of-the-art statistical evaluation proving positive benefit-risk-ratio is required for granting a marketing authorization.)
5. Shared decision-making considering the wishes of the patient (and the caregiver) are an essential part of the indication.

efit aspects in the German health care system [79, 80, 81]. Here, the long-term effect of AIT, which extends beyond the duration of the therapy, is particularly significant. However, such cost-benefit analyses are based on model variables that may include systematic errors [80].

Numerous AIT guidelines have been developed [5, 71, 72, 73, 74, 75, 76, 82] and some of the methodologies for evaluating evidence vary considerably. So far, none of these guidelines use ICPs. As requested by an EAACI Task Force [83], ARIA 2019 has created ICPs for both SCIT and SLIT [84], as presented below.

Allergens to use

Selection of the therapeutic allergen

The decision to prescribe an AIT should be based on the symptoms of allergen exposure, evidence of sensitization, clinical relevance, and the availability of high-quality therapeutic extracts [71, 85].

AIT products must be effective and safe, in accordance with regulatory requirements [86, 87, 88]. Therapeutic allergen extracts cannot be considered generic. In the EU, each AIT product (individual allergens or mixtures) must be tested for its efficacy in a marketing authorization procedure [86, 89] – with the exception for so-called homologous groups, which are allergen sources with a significant clinical cross-reactivity for which defined extrapolations are permissible among each other [86]. In addition, provisions exist in the Directive 2001/83/EC as well as in the German Medicinal Products Act (Arzneimittelgesetz (AMG)), according to which a derogation from the authorization requirement is possible in defined special cases (e.g. for the preparation of a rare therapeutic allergen for a patient, so called a named patient product (NPP)).

In Germany, as in many other countries, NPPs are used to treat patients individually. The German and European legislation on allergen extracts has created exemptions that make it possible to place these on the market [74, 90]. The details will be discussed in the next section. NPPs that are manufactured using industrial processes should consider both quality aspects and, depending on the fre-

quency of the allergen source, clinical data on a limited scale. A draft version of a position paper on the development of allergen products for which only a few patients are available for clinical trials (concept paper on a guideline for allergen products development in moderate to low-sized study populations) has recently been published by the EMA for public consultation (EMA/712919/2018). Where corresponding RCT studies due to the rare occurrence and insufficiently available patient populations are not possible, RWE studies might under certain circumstances provide clinical data. Due to the importance of these aspects for the availability and selection of therapy extracts, the legal provisions valid for Germany and Europe are presented below.

Legal requirements for allergen products in Germany and the European Union (EU)

Allergens have been subject to European law since 1989 (Directive 89/342/EEC) [91] and, as defined in Directive 2001/83/EC [92], both test and therapeutic allergens are drugs. According to Article 6 of this European Directive, a drug may not be placed on the market in a Member State unless the competent authority of that Member State has granted a marketing authorization [71, 85]. All European Union Member States have at least one national regulatory authority, which cooperates within the network or under the coordination of the European Medicines Agency (EMA) [93].

In Germany, the scope of Directive 2001/83/EC has been fully transposed into the German Medicinal Product Act (AMG) [94]. According to § 21 (1) AMG, drugs may only be placed on the market in Germany if they have been granted a marketing authorization by the competent higher federal authority, the Paul-Ehrlich-Institut (PEI) in Langen, which is responsible for allergen products. For marketing authorization, the drugs must be of adequate *quality, efficacy* and *safety* according to the current state of knowledge. The PEI is responsible for the regulation of allergen products based on the applicable national and European legislation and guidelines of the EMA [93].

In the European Union there are four different procedures for authorizing a medicinal product [93]:

- National approval procedure: Authorization is sought by the applicant in one Member State (MS). The assessment of the marketing authorization application in the Member State concerned will be carried out by the national competent authority.
- “Mutual Recognition Procedure” (MRP): A national authorization already existing in one Member State (Reference Member State: RMS) may be extended to one or more other Member States at the request of the pharmaceutical company.
- “Decentralized Procedure” (DCP): The applicant seeks simultaneous authorization in several EU countries.
- “Centralized Procedure” (CP): The applicant seeks simultaneous authorization in all EU countries.

Currently, most approvals for allergen products in Germany and Europe are national approval procedures. In Germany, the PEI is the competent federal authority in charge of granting marketing authorization for allergen products.

Official batch release

A characteristic of the German market is the state batch release of therapeutic and test allergens according to § 32 of the German Medicinal Products Act of 24 August 1976 (Federal Law Gazette p. 2445, as amended) [71, 85]. The review and assessment of the PEI is not only based on documentation, but also on the basis of its own experimental tests in the context of state batch release and inspections of license holders and applicants [93]. According to the legislation in Germany, a batch can be released only if the official batch testing has shown that the batch has been manufactured and tested according to state-of-the-art manufacturing and control methods and meets the required level of quality, efficacy and safety.

With the official batch release testing of allergen products, the Paul-Ehrlich-Institut contributes significantly to ensuring the efficacy and safety of allergen products on the German market.

Named patient products and therapy allergen regulation

According to the European Directive 2001/83/EC, there are various exemptions from the authorization requirement for drugs. Thus, under Article 5 of Directive 2001/83/EC, a Member State may exempt drugs from the provisions of this Directive in specific circumstances, in accordance with applicable legislation (e.g. for individualized drugs). The AMG valid in Germany also contains an exception according to §21 (2). An authorization is not required for drugs that (...) “*are therapeutic allergens manufactured to order for individual patients*” [71, 85, 93]. This exemption is useful and important for the availability of allergen-specific immunotherapies for allergies to rare allergens [93].

Mixing therapy allergen extracts

There is no evidence that the mixing of different allergens has the same effect as the separate administration of individual allergens. Mixing allergen extracts may result in a dilution effect and an allergen degradation due to the enzymatic activity of certain allergens [95]. For allergen mixtures that do not belong to the same homologous group, the EMA demands a separate justification [86]. A recent report from an NIH sponsored international workshop for AIT on aeroallergens presents study concepts to address this important knowledge gap [96].

Polysensitized patients

Allergic diseases are complex and diverse. Patients are often simultaneously sensitized to multiple allergens (polysensitization), but not all these sensitizations may be clinically relevant. Therefore, it is important to use only those therapeutic allergens that are directed against the proven symptom-causing sensitization for the AIT and not against a clinically irrelevant sensitization. AIT with single extracts is effective in polysensitized patients [97, 98, 99]. Therefore, it makes sense to use different (mono) allergen extracts separately in polysensitized patients instead of mixing extracts [75]. In Germany, mixing therapeutic allergens is not possible with the Therapy

Allergen Ordinance (Therapieallergene-Verordnung (TAV)) for the frequent allergen sources defined herein, since any mixture of these therapy allergens is required to undergo a marketing authorization process. As a result, the number of available mixtures has decreased sharply. When multiple therapy extracts were used in parallel, it was suggested to administer the extracts at different injection sites with a 30-minute interval. However, only few confirming data exist for this procedure.

The costs of AIT in the German statutory health insurance (SHI)

The prescription of therapy extracts for specific immunotherapy in the SHI physician sector, like all forms of therapy, must be based on the specifications of the German Medicinal Products Act. The specifications of the economic efficiency requirements according to § 12 SGB V and the guidelines of the Federal Committee of Physicians and Health Insurance Funds on the prescription of drugs in medical care (AMR) both regulate therapy within the SHI. Recommendations on the economic prescription usually refer to the price list of AIT products [80].

The real prices of the products, massively influenced by current legal framework conditions, are often ignored in this field [100]. Therefore, the price list and the real price tend to differ widely, with a significant impact on the actual costs of AIT.

Since April 2014, all AIT manufacturers are governed by § 130a (1) SGB V to an amended mandatory rebate of 7% on the price list [100]. This compulsory levy is the same for all reimbursable products. But much stronger affects a so-called price moratorium, which has also been enshrined by law until 2022 (§ 130a (3a) SGB V and AM-VSG). This price moratorium, which came into effect in July 2010, froze all prices at the time of 31 July 2009 [100]. All price increases since this date have subsequently been reclaimed by the health insurance companies via the pharmacy computer centres. This amount, known as the “manufacturer’s discount”, must be refunded by the manufacturer to the respective health insurance company [100]. Therefore, the manufacturers are currently obtaining only the prices that were

valid for their preparations on July 31, 2009, further reduced by a mandatory discount of 7% [100].

In addition, these significant discounts are not the same for all AIT products. Due to different increases in raw material prices and other costs since 2009, there were very different price increases on the part of the manufacturers. Thus, a look at officially available price lists reveals a highly distorted picture which significantly affects the economics of immunotherapy. This means that the treatment is much cheaper than suggested by the price list. Of course, for all price comparisons, there are preparation-specific differences, e.g. fill volume of the vials, injection volumes, injection intervals, up-dosing schemes, making it difficult to compare the prices at the annual or 3-year level [80].

Thus, the calculation of daily treatment costs (DTCs) – as usual in other areas of indication – is not useful for AIT preparations. In the “Official ATC Code” of DIMDI, there is also no DTC information on AIT preparations [80]. Therefore, it should be kept in mind that the real costs of AIT treatment are (almost) always lower than the costs calculated on the basis of the price lists. However, these reductions vary for different preparations [80].

The patient’s view

The patient’s view should always be considered in order to enable a tailor-made approach to shared decision making (SDM). In case studies on state of knowledge, awareness as a therapy option, expectations and satisfaction with the AIT, there were sometimes very different assessments between the physician’s view and the patient’s view [101, 102]. Most studies complain about a lack of information on the patient side. Therefore, every effort should be made to improve communication between the physician and the patient, thus contributing to a better understanding and patient satisfaction [103, 104]. Before initiating an AIT, patients should be informed about the procedure, type and duration of treatment, expected effects, potential risks and possible alternatives. The Physician’s Association of German Allergists

(AeDA) has recently given a comprehensive statement on this topic [105].

This self-determination for consent to a medical procedure according to § 630e BGB (1) (sentences 1 and 2) determines the cooperation of the patient with the knowledge of the essential circumstances of the treatment. In particular, this includes information on the nature, extent, implementation, expected consequences and risks, the measure and its need, urgency, suitability and chances of success in terms of diagnosis or therapy. This enables shared decision-making in the sense of the SDM and should be applied from a medical-legal perspective using current medical knowledge on treatment options, risks and benefits [105, 106].

According to the German Allergy and Asthma Association (Deutscher Allergie- und Asthmabund (DAAB)), the indication for AIT in AR, especially in childhood and adolescence, should be generous in order to reduce the risk of allergic asthma [72, 107]. Here, the RKI and EAACI's demand for early causal treatment of hay fever is supported, as the risk of a change in level from AR to allergic asthma is apparently at its greatest when children are young and developing AR [22].

Adherence to allergen immunotherapy (AIT) is critical to its efficacy. A SCIT requires regular (usually monthly) visits during the maintenance phase, while a SLIT is performed with a daily intake of allergy tablets or drops at home. Noncompliance with an AIT schedule and premature termination of therapy are common problems [108]. There are controversial results on termination rates in AIT – but overall adherence is low [109]. A good organization plan by allergists not only increases safety, but also provides the ability to accurately track and improve patient adherence and compliance [108].

The pharmacist's view

Most patients treat their AR without any interaction with their physician [110]. Pharmacists are the most accessible health professionals to the general public and AR is one of the most common diseases managed by pharmacists [111, 112]. Due to the large number of OTC products for AR, pharmacist

consultation plays a key role for most pharmaceuticals.

In Germany, AIT products are available only in pharmacies and the pharmacist is an important partner in the entire treatment concept. He/she is involved in both organizational issues of drug procurement as well as in the adequate storage and transport of AIT preparations. He/she may also have essential advisory functions on fundamental issues, such as the importance of AIT in respiratory allergies. In addition, the pharmacist can inform the patient about the risk-benefit balance, as well as the benefits of an adequate therapy duration.

The general practitioner's view

In many European countries, the diagnosis and treatment of allergic diseases takes place in the family practice [113, 114], but an AIT is rarely prescribed there. In Germany, this situation is at least partly different. A high number of specialists combined with close networking between general practitioners (GPs) and specialists could be even more important in the future for good care with AIT. The continuous, accessible and holistic situation of GP treatment is important and can support the identification of allergy patients, enable early diagnosis, and be used for periodic follow-up of allergy patients to assess disease control, treatment adjustments, and patient-centred SDM [115, 116, 117]. But very few general practitioners receive formal basic training in allergology [118, 119]. AIT risks can be minimized when AIT is performed by experienced physicians with well-trained personnel and only suitable patients are treated in an environment with available emergency care facilities for the treatment of systemic anaphylactic reactions [120, 121, 122, 123].

Practical approach to patient selection in AIT

According to the German S2k guideline, AIT is to be performed by physicians who have either the additional training in allergology or adequate therapy experience and are able to treat emergency adverse drug reac-

tions (anaphylactic shock, severe asthma attack, etc.) [74].

Since January 1, 1996, the instructions for use and the summary of product characteristics of the hyposensitization solutions used in Germany must contain the following warning: “Hyposensitizing vaccines for injection may only be prescribed and used by allergological trained or experienced physicians.” (Paul-Ehrlich-Institut, decision of April 5, 1995) [74].

In principle, the patient perspective should always be considered in the sense of shared decision-making (SDM).

Written information (“Therapy Information Sheet”) on the conduct of the AIT and on the handling of possible side effects is available as an appendix in the German S2k [74] guideline and should be made available to the patient. If AIT is performed or continued by another physician after the indication has been given, then close collaboration is required to ensure the consistent implementation and low-risk performance of the AIT [74]. This is especially true for the occurrence of adverse drug reactions (ADR).

Selection of suitable patients by molecular component diagnostics

The approach of precision medicine for the selection of an AIT regime is gaining more and more attention [2, 124, 125, 126]. The determination of allergen component-specific IgE may bring potential benefits in the indication for AIT, especially in pollen allergies. Patients without sensitization to major pollen allergens are expected to have low or no response to AIT with commercial allergen extracts as these are standardized for their major allergen content [124, 125, 126]. Panallergens such as profilin or polcalcine are mostly clinically not significant but explain false-positive results in skin tests and in vitro laboratory diagnostics. Sensitization to panallergens is not an indication for AIT [124, 125, 126]. Data from a retrospective study confirm a better success of AIT with pollen allergens in patients with sensitization to major allergens [125]. Other studies show that the additional determination of allergen components led to a change in the decision by the prescribing specialists on AIT in

around half of the children with allergic seasonal rhinoconjunctivitis [124, 126]. Further prospective studies as to whether the therapeutic benefit of AIT with pollen allergens including molecular allergy diagnostics can be improved are necessary and still pending.

A flow chart for the step-by-step approach to the indication of an AIT has been developed (Figure 8; [1, 2]).

Rhinitis and rhinoconjunctivitis in adolescents and adults

Guidelines and various recommendations from experts in AR pharmacotherapy usually suggest the approach summarized in Infobox 1 [3, 4, 5]. All recommended medications are considered safe at the usual dosage, with the exception of first-generation oral H1-antihistamines and depot-corticosteroids that should be avoided [17]. MACVIA has developed a simple algorithm for step-up and step-down management (Figure 6; [32]).

In children and adolescents with AR, there is evidence from clinical trials that an AIT may reduce the risk of developing asthma [72, 107]. Therefore, the early use of a causal form of therapy in the sense of AIT should be demanded, especially in these patients.

Asthma in adolescents and adults

AIT should not be used in patients with severe asthma. Biologicals in severe asthma and AIT in allergic diseases target two different patient populations. An algorithm for asthma is not yet available. Uncontrolled asthma is still a contraindication for AIT [127]. GINA (Global INitiative for Asthma) has included a SLIT in its treatment recommendations for house dust mite-induced asthma [128]. The summary of product characteristics for the approved SLIT house dust mite tablet [129] shows that (i) the patient should not have had a severe asthma exacerbation within the last 3 months after the onset of AIT, (ii) in patients with asthma and acute respiratory infection, the start of treatment should be postponed until the infection has subsided and (iii) AIT is not indicated for the treatment of acute exacerbations and patients must be informed of the

need to consult a physician immediately if their asthma suddenly worsens, (iv) furthermore, AIT against HDM should initially be used as adjunctive therapy for the treatment of anti-asthmatic pharmacotherapy, and the reduction of asthma medication should be carried out step by step under the supervision of a physician according to the management guidelines. So far, only one AIT product has been approved for asthma as main indication in a European procedure.

Multimorbidity

Multimorbidity – the simultaneous presence of more than one disease in a patient – is very common in allergic diseases, and over 85% of patients with asthma also suffer from AR. On the other hand, only 20 – 30% of patients with AR have asthma at the same time. AR multimorbidity increases the severity of asthma [130]. AIT is able to control AR, conjunctivitis, and asthma multimorbidity, which was considered in the marketing authorization for a SLIT HDM tablet [129]. Other atopic disorders, such as atopic dermatitis and/or food allergies due to cross-reactivity of food allergens with inhaled allergens, as well as other known comorbidities (e.g. depression), may increase the disease burden [131, 132, 133].

AIT in children

AIT in children may have short-term effects like symptom-relieving, anti-inflammatory and drug-saving, as well as positive long-term effects. For specific products, efficacy has been demonstrated in paediatric studies [134] as have long-term beneficial effects [135]. A recent SLIT study [136], an earlier grass pollen SCIT study [137], and a meta-analysis [138] all provided evidence for the products under study that AIT may delay the onset of childhood asthma [137] or prevent the short-term risk of asthma development [138]. The meta-analysis showed a limited reduction in the short-term risk of developing asthma in patients with AR but with unclear benefit over a longer period [138]. In children with AR without asthma, consideration should be given to the possibility of preventing the onset of asthma, although further studies are needed

for an unrestricted recommendation [72]. The authors of this article emphasize that only the use of causal and potentially preventive therapy for AR, namely AIT, should be considered at an early stage, especially in children. In children with moderate/severe AR, an AIT should be initiated early if all other conditions are met. Direct specialist access in the German health system, also to an allergist, paediatric allergist or paediatric pulmonologist, facilitates the early use of AIT by utilizing its preventive effects.

AIT in elderly patients

The immunological situation of elderly allergic patients may differ from that of children and younger adults. A limited number of studies have shown that AIT can also be effective in a population of elderly patients [139, 140]. For a universal recommendation, however, more data are required.

mHealth in the AIT precision medicine approach

The selection of patients for AIT can be facilitated by electronic diaries accessed via smartphones [19, 20, 41] or other mHealth tools. Such diaries should query the symptoms of AR as well as the drug consumption. For this, they should provide a complete list of medications available in the country for that particular condition. Based on patient-documented data, physicians can assess whether (i) a moderate uncontrolled disease is present, (ii) symptoms are associated with a pollen season or other allergen exposure and (iii) the pharmacological treatment is following the recommendations for uncontrolled symptoms. Physicians can also assess the duration of uncontrolled symptoms and the impact on productivity or academic performance. An electronic clinical decision support system may help in selecting AIT patients in the future [33].

Follow-up of patients with AIT The same approach can be used to assess efficacy, provided there is a reliable data input, for the progress monitoring and follow-up of AIT patients [80, 83].

Conclusion

Because of their incidence and chronicity, massive health restrictions for those affected, and the enormous direct, indirect, and intangible costs involved, allergic diseases are a massive social problem for the health systems of many countries, as well as a health economic problem for many national economies. As structured, multidisciplinary care plans, ICPs describe the key aspects of patient care and promote the implementation of guidelines and their application to the healthcare situation. Before many other diseases, ICPs for respiratory diseases (AIRWAYS ICPs) were developed. Digitalized algorithms facilitate the application and improve the effectiveness and safety of the therapy, self-management strategies and resource utilization.

ICPs can improve the management of both pharmacotherapy and AIT. With the present publication, this international recommendation of ARIA is transferred to the German healthcare situation.

Funding

Article processing charges were provided by the German Society of Allergology (AeDA).

Conflict of interest

C. Bachert reports personal fees from Mylan, Stallergenes and ALK, outside the submitted work. S. Becker reports personal fees from ALK, Allergopharma, HAL Allergy, Bencard Allergy, Sanofi-Genzyme, Thermo Fisher Scientific and B.R.A.I.N AG, grants and personal fees from PARI GmbH, outside the submitted work. T. Bieber reports personal fees from Sanofi, Novartis, AbbVie, Galderma, Pfizer, Lilly, Kymab, outside the submitted work. J. Bousquet reports personal fees from Chiesi, Cipla, Hikma, Menarini, Mundipharma, Mylan, Novartis, Purina, Sanofi-Aventis, Takeda, Teva, Uriach, other from KYomed-INNov, outside the submitted work. R. Brehler reports personal fees from Berufsgenossenschaften, Gerichten, ÄK Nordwürttemberg, ÄK Westfalen-Lippe,

ALK, Allergopharma, Allmiral, Apothekerkammer, Astra Zeneca, Bencard, DPC, Gesellschaft zur Förderung der Dermatologischen Forschung und Fortbildung, GSK, HAL, HNO-Gesellschaft, Leti, Novartis, Pohl-Boskamp, Pfleger, Phadia, Update GmbH, Stallergenes, grants from Biotechtools, Genentech, Novartis, Bencard, HAL, AstraZeneca, ALK, outside the submitted work. V. Cardona reports personal fees from ALK, Allergopharma, Allergy Therapeutics, Diater, LETI, Thermofisher and Stallergenes, outside the submitted work. J. Mullol reports personal fees from ALK-Abelló, Sanofi-Genzyme & Regeneron, Menarini Group, MSD, Mitsubishi-Tanabe, Novartis, UCB Pharma, GENENTECH – Roche, grants and personal fees from URIACH Group, MYLAN-MEDA Pharma, outside the submitted work. V. Mahler indicates that the views expressed in this review are the personal views of the author as an expert in the field of allergology and may not be understood or quoted as being made on behalf of or reflecting the position of the respective national competent authorities, the European Medicines Agency, or one of its committees or working parties. H.F. Merk reports personal fees from MEDA, Grünenthal and Coty, outside the submitted work. T. Jakob reports grants, personal fees and non-financial support from Novartis, ALK-Abello, personal fees and non-financial support from Bencard/Allergy Therapeutics, personal fees from Allergopharma, Thermo Fisher Scientific and Celgene, outside the submitted work. M. Jutel reports personal fees from ALK-Abello, Allergopharma, Stallergenes, Anergis, Allergy Therapeutics, Circassia, Leti, Biomay, HAL, during the conduct of the study; personal fees from Astra-Zeneca, GSK, Novartis, Teva, Vectura, UCB, Takeda, Roche, Janssen, Medimmune and Chiesi, outside the submitted work. L. Klimek reports grants and personal fees from ALK Abelló, Novartis, Allergopharma, Bionorica, GSK and Lofarma; personal fees from Boehringer Ingelheim and MEDA, grants from Biomay, HAL, LETI, Roxall, Bencard, outside the submitted work. P. Hellings reports grants and personal fees from Mylan, during the conduct of the study; personal fees from Sanofi, Allergopharma and Stallergenes, outside the submitted work. J. Saloga reports

personal fees from ALK-Abelló, Novartis Pharma and Thermo Fisher, outside the submitted work. C. Schmidt-Weber reports grants from DFG, DZL, during the conduct of the study; personal fees and/or grants from Bencard, Allergopharma, Leti Pharma, outside the submitted work. In addition, he has a patent on AIT biomarker. S. Strieth reports grants from Deutsche Forschungsgemeinschaft (DFG), Stiftung Tumorforschung Kopf-Hals, grants Andreas Fahl Medizintechnik-Vertrieb, Atos Medical, Tracoe Medical, Heimomed Heinze, Bromepithetik, Fresenius Kabi and non-financial support from MED-EL AG, personal fees from AurisMedical, Merck Serono, Otonomy, Inc., Nordmark Arzneimittel, Sonofi Genzyme, ALK-Abelló Arzneimittel, outside the submitted work. R. Treudler reports grants and personal fees from Sanofi-Genzyme, personal fees from ALKAbello, Takeda, Novartis, grants from Hautnetz Leipzig, other from Fraunhofer-IZI Leipzig, outside the submitted work. S. Toppila-Salmi reports consultancy for Mylan Laboratories Ltd, ERT Ltd, Roche Products Ltd, outside the submitted work. C. Vogelberg reports grants and/or personal fees from ALK Abello, Allergopharma, AstraZeneca, Boehringer Ingelheim, Bencard Allergy, DBV Technologies, Novartis Pharma and Sanofi Avenis, outside the submitted work. O. Pfaar reports grants and personal fees from ALK-Abelló, Allergopharma, Stallergenes Greer, HAL Allergy Holding B.V./HAL Allergie GmbH, Bencard Allergie GmbH/Allergy Therapeutics, Lofarma, Biomay, Circassia, ASIT Biotech Tools S.A., Laboratorios LETI/LETI Pharma, MEDA Pharma/MYLAN, Anergis S.A., Mobile Chamber Experts (a GA2LEN Partner), Indoor Biotechnologies, GlaxoSmithKline, Astellas Pharma Global, EUFOREA, ROXALL, outside the submitted work. A. Bedbrook, R. Buhl, G.W. Canonica, T.B. Casale, I. Casper, A. Chaker, W. Czarlewski, W. Czech, J. Fischer, K. Nemat, N.G. Papadopoulos, U. Rabe, M. Kopp, D. Larenas-Linnemann, N. Mülleneisen, K. Hörmann, K. Jung, W. Fokkens, T. Fuchs, M. Gerstlauer, E. Hamelmann, J. Ring, W. Schlenter, H. Seyfarth, A. Sperl, T. Spindler, P. Staubach, A. Wallrafen, W. Wehrmann, T. Werfel, H. Wrede and T. Zuberbier declare that they have no competing interests.

Open access

This article is distributed under the terms of the Creative Commons Attribution 4.0 License, which permits unrestricted use, distribution, and reproduction in any medium, provided the original work is properly cited.

References

- [1] Bousquet J, Khaltaev N, Cruz AA, Denburg J, Fokkens WJ, Togias A, Zuberbier T, Baena-Cagnani CE, Canonica GW, van Weel C, Agache I, Ait-Khaled N, Bachert C, Blaiss MS, Bonini S, Boulet LP, Bousquet PJ, Camargos P, Carlsen KH, Chen Y, et al; AllerGen. Allergic Rhinitis and its Impact on Asthma (ARIA) 2008 update (in collaboration with the World Health Organization, GA(2)LEN and AllerGen). *Allergy*. 2008; 63 (Suppl 86): 8-160. [CrossRef PubMed](#)
- [2] Canonica GW, Bachert C, Hellings P, Ryan D, Valovirta E, Wickman M, De Beaumont O, Bousquet J. Allergen immunotherapy (AIT): a prototype of precision medicine. *World Allergy Organ J*. 2015; 8: 31. [CrossRef PubMed](#)
- [3] Brožek JL, Bousquet J, Agache I, Agarwal A, Bachert C, Bosnic-Anticevich S, Brignardello-Petersen R, Canonica GW, Casale T, Chavannes NH, Correia de Sousa J, Cruz AA, Cuellar-Garcia CA, Demoly P, Dykewicz M, Etzeandía-Ikobaltzeta I, Florez ID, Fokkens W, Fonseca J, Hellings PW, et al. Allergic Rhinitis and its Impact on Asthma (ARIA) guidelines-2016 revision. *J Allergy Clin Immunol*. 2017; 140: 950-958. [CrossRef PubMed](#)
- [4] Dykewicz MS, Wallace DV, Baroody F, Bernstein J, Craig T, Finegold I, Huang F, Larenas-Linnemann D, Meltzer E, Steven G, Bernstein DI, Blessing-Moore J, Dinakar C, Greenhawt M, Horner CC, Khan DA, Lang D, Oppenheimer J, Portnoy JM, Randolph CR, et al; Workgroup Chair and Cochair. Treatment of seasonal allergic rhinitis: An evidence-based focused 2017 guideline update. *Ann Allergy Asthma Immunol*. 2017; 119: 489-511.e41. [CrossRef PubMed](#)
- [5] Brožek JL, Bousquet J, Baena-Cagnani CE, Bonini S, Canonica GW, Casale TB, van Wijk RG, Ohta K, Zuberbier T, Schünemann HJ; Global Allergy and Asthma European Network; Grading of Recommendations Assessment, Development and Evaluation Working Group. Allergic Rhinitis and its Impact on Asthma (ARIA) guidelines: 2010 revision. *J Allergy Clin Immunol*. 2010; 126: 466-476. [CrossRef PubMed](#)
- [6] Larenas-Linnemann D, Mayorga-Butrón JL, Sánchez-González A, Ramírez-García A, Medina-Ávalos M, Figueroa-Morales MA et al.; Asociación Nacional de Médicos Generales y Médicos Familiares, Colegio Mexicano de Inmunología Clínica y Alergia, Colegio Mexicano de Pediatras Especialistas en Inmunología y Alergia, Confederación Nacional de Pediatría México, Federación Mexicana de Otorrinolaringología y Cirugía de Cabeza y Cuello, Sociedad

- Mexicana de Otorrinolaringología y Cirugía de Cabeza y Cuello, Sociedad Mexicana de Pediatría, Sociedad Mexicana de Neumología y Cirugía de Tórax, Ibero American Agency for Development and Assessment of Health Technologies.* [ARIA Mexico 2014. Adaptation of the Clinical Practice Guide ARIA 2010 for Mexico. Methodology ADAPTE]. *Rev Alerg Mex.* 2014; 61 (Suppl 1): S3-S116. [PubMed](#)
- [7] Roberts G, Xatzipsalti M, Borrego LM, Custovic A, Halken S, Hellings PW, Papadopoulos NG, Rotiroli G, Scadding G, Timmermans F, Valovirta E. Paediatric rhinitis: position paper of the European Academy of Allergy and Clinical Immunology. *Allergy.* 2013; 68: 1102-1116. [CrossRef PubMed](#)
- [8] Scadding GK. Optimal management of allergic rhinitis. *Arch Dis Child.* 2015; 100: 576-582. [CrossRef PubMed](#)
- [9] Scadding GK, Durham SR, Mirakian R, Jones NS, Leech SC, Farooque S, Ryan D, Walker SM, Clark AT, Dixon TA, Jolles SR, Siddique N, Cullinan P, Howarth PH, Nasser SM; British Society for Allergy and Clinical Immunology. BSACI guidelines for the management of allergic and non-allergic rhinitis. *Clin Exp Allergy.* 2008; 38: 19-42. [CrossRef PubMed](#)
- [10] Wallace DV, Dykewicz MS, Bernstein DI, Blessing-Moore J, Cox L, Khan DA, Lang DM, Nicklas RA, Oppenheimer J, Portnoy JM, Randolph CC, Schuller D, Spector SL, Tilles SA; Joint Task Force on Practice; American Academy of Allergy; Asthma & Immunology; American College of Allergy; Asthma and Immunology; Joint Council of Allergy, Asthma and Immunology. The diagnosis and management of rhinitis: an updated practice parameter. *J Allergy Clin Immunol.* 2008; 122 (Suppl): S1-S84. [CrossRef PubMed](#)
- [11] Carr W, Bernstein J, Lieberman P, Meltzer E, Bachert C, Price D, Munzel U, Bousquet J. A novel intranasal therapy of azelastine with fluticasone for the treatment of allergic rhinitis. *J Allergy Clin Immunol.* 2012; 129: 1282-1289.e10. [CrossRef PubMed](#)
- [12] Hampel FC, Ratner PH, Van Bavel J, Amar NJ, Daftary P, Wheeler W, Sacks H. Double-blind, placebo-controlled study of azelastine and fluticasone in a single nasal spray delivery device. *Ann Allergy Asthma Immunol.* 2010; 105: 168-173. [CrossRef PubMed](#)
- [13] Meltzer EO. Pharmacotherapeutic strategies for allergic rhinitis: matching treatment to symptoms, disease progression, and associated conditions. *Allergy Asthma Proc.* 2013; 34: 301-311. [CrossRef PubMed](#)
- [14] Seidman MD, Gurgel RK, Lin SY, Schwartz SR, Baroody FM, Bonner JR, Dawson DE, Dykewicz MS, Hackell JM, Han JK, Ishman SL, Krouse HJ, Malekzadeh S, Mims JW, Omole FS, Reddy WD, Wallace DV, Walsh SA, Warren BE, Wilson MN, et al. Clinical practice guideline: allergic rhinitis executive summary. *Otolaryngol Head Neck Surg.* 2015; 152: 197-206. [CrossRef PubMed](#)
- [15] Bachert C, Bousquet J, Hellings P. Rapid onset of action and reduced nasal hyperreactivity: new targets in allergic rhinitis management. *Clin Transl Allergy.* 2018; 8: 25. [CrossRef PubMed](#)
- [16] Bousquet J, Meltzer EO, Couroux P, Koltun A, Kopietz F, Munzel U, Kuhl HC, Nguyen DT, Salapatek AM, Price D. Onset of action of the fixed combination intranasal azelastine-fluticasone propionate in an allergen exposure chamber. *J Allergy Clin Immunol Pract.* 2018; 6: 1726-1732.e6. [CrossRef PubMed](#)
- [17] Church MK, Maurer M, Simons FE, Bindslev-Jensen C, van Cauwenberge P, Bousquet J, Holgate ST, Zuberbier T; Global Allergy and Asthma European Network. Risk of first-generation H(1)-antihistamines: a GA(2)LEN position paper. *Allergy.* 2010; 65: 459-466. [CrossRef PubMed](#)
- [18] Bousquet J, Hellings PW, Agache I, Amat F, Annesi-Maesano I, Ansotegui JJ, Anto JM, Bachert C, Bateman ED, Bedbrook A, Bennoor K, Bewick M, Bindslev-Jensen C, Bosnic-Anticevich S, Bosse I, Brožek J, Brussino L, Canonica GW, Cardona V, Casale T, et al; Mobile Airways Sentinel Network (MASK) Study Group. Allergic Rhinitis and its Impact on Asthma (ARIA) Phase 4 (2018): Change management in allergic rhinitis and asthma multimorbidity using mobile technology. *J Allergy Clin Immunol.* 2019; 143: 864-879. [CrossRef PubMed](#)
- [19] Bousquet J, Arnavielhe S, Bedbrook A, Bewick M, Laune D, Mathieu-Dupas E, Murray R, Onorato GL, Pépin JL, Picard R, Portejoie F, Costa E, Fonseca J, Lourenço O, Morais-Almeida M, Todo-Bom A, Cruz AA, da Silva J, Serpa FS, Illario M, et al; MASK study group. MASK 2017: ARIA digitally-enabled, integrated, person-centred care for rhinitis and asthma multimorbidity using real-world-evidence. *Clin Transl Allergy.* 2018; 8: 45. [CrossRef PubMed](#)
- [20] Bousquet J, Anto JM, Annesi-Maesano I, Dedeu T, Dupas E, Pépin JL, Eyindanga LSZ, Arnavielhe S, Ayache J, Basagana X, Benveniste S, Venturos NC, Chan HK, Cheraitia M, Dauvilliers Y, Garcia-Aymerich J, Jullian-Desayes I, Dinesh C, Laune D, Dac JL, et al. POLLAR: impact of air POLLution on asthma and rhinitis; a European Institute of Innovation and Technology Health (EIT health) project. *Clin Transl Allergy.* 2018; 8: 36. [CrossRef PubMed](#)
- [21] Klimek L, Werfel T, Vogelberg C. Weißbuch Allergie in Deutschland. *Allergo J.* 2018; 27: 2018.
- [22] Schmitz R, Kuhnert R, Thamm M. 12-Monats-Prävalenz von Allergien in Deutschland. Berlin: Robert Koch-Institut; 2017.
- [23] Campbell H, Hotchkiss R, Bradshaw N, Porteous M. Integrated care pathways. *BMJ.* 1998; 316: 133-137. [CrossRef PubMed](#)
- [24] Hujala A, Rissanen S, et al. How to support integration to promote care for people with multimorbidity in Europe? Copenhagen: European Observatory Policy Briefs; 2017.
- [25] Palmer K, Marengoni A, Forjaz MJ, Jurevicene E, Laatikainen T, Mammarella F, Muth C, Navickas R, Prados-Torres A, Rijken M, Rothe U, Souchet L, Valderas J, Vontetstianos T, Zaletel J, Onder G; Joint Action on Chronic Diseases and

- Promoting Healthy Ageing Across the Life Cycle (JA-CHRODIS)*. Multimorbidity care model: Recommendations from the consensus meeting of the Joint Action on Chronic Diseases and Promoting Healthy Ageing across the Life Cycle (JA-CHRODIS). Health Policy. 2018; 122: 4-11. [CrossRef PubMed](#)
- [26] Bousquet J, Addis A, Adcock I, Agache I, Agusti A, Alonso A, Annesi-Maesano I, Anto JM, Bachert C, Baena-Cagnani CE, Bai C, Baigenzhin A, Barbara C, Barnes PJ, Bateman ED, Beck L, Bedbrook A, Bel EH, Benezet O, Bennoor KS, et al; European Innovation Partnership on Active and Healthy Ageing, Action Plan B3; Mechanisms of the Development of Allergy, WP 10; Global Alliance against Chronic Respiratory Diseases. Integrated care pathways for airway diseases (AIRWAYS-ICPs). Eur Respir J. 2014; 44: 304-323. [CrossRef PubMed](#)
- [27] Bousquet JJ, Schünemann HJ, Togias A, Erhola M, Hellings PW, Zuberbier T, Agache I, Ansotegui IJ, Anto JM, Bachert C, Becker S, Bedolla-Barajas M, Bewick M, Bosnic-Anticevich S, Bosse I, Boulet LP, Bourrez JM, Brusselle G, Chavannes N, Costa E, et al; ARIA Study Group; MASK Study Group. Next-generation ARIA care pathways for rhinitis and asthma: a model for multimorbid chronic diseases. Clin Transl Allergy. 2019; 9: 44. [CrossRef PubMed](#)
- [28] Bousquet J, Pham-Thi N, Bedbrook A, et al. Next-generation care pathways for allergic rhinitis and asthma multimorbidity: a model for multimorbid non-communicable diseases. Part 2. Workshop report. POLLAR (Impact of Air POLLution on Asthma and Rhinitis, member of EIT Health), GARD Research Demonstration Project, Reference Site Network of the European Innovation Partnership on Active and Healthy Ageing in revision, 2018. <https://doi.org/10.21037/jtd.2019.08.64>
- [29] Meltzer EO, Wallace D, Dykewicz M, Shneyer L. Minimal Clinically Important Difference (MCID) in Allergic Rhinitis: Agency for Healthcare Research and Quality or Anchor-Based Thresholds? J Allergy Clin Immunol Pract. 2016; 4: 682-688. e6. [CrossRef PubMed](#)
- [30] Muñoz-Cano R, Ribó P, Araujo G, Giralt E, Sanchez-Lopez J, Valero A. Severity of allergic rhinitis impacts sleep and anxiety: results from a large Spanish cohort. Clin Transl Allergy. 2018; 8: 23. [CrossRef PubMed](#)
- [31] Vandenplas O, Vinnikov D, Blanc PD, Agache I, Bachert C, Bewick M, Cardell LO, Cullinan P, Demoly P, Descatha A, Fonseca J, Haahtela T, Hellings PW, Jamart J, Jantunen J, Kalayci Ö, Price D, Samolinski B, Sastre J, Tian L, et al. Impact of Rhinitis on Work Productivity: A Systematic Review. J Allergy Clin Immunol Pract. 2018; 6: 1274-1286.e9. [CrossRef PubMed](#)
- [32] Bousquet J, Schünemann HJ, Hellings PW, Arnavielhe S, Bachert C, Bedbrook A, Bergmann KC, Bosnic-Anticevich S, Brożek J, Calderon M, Canonica GW, Casale TB, Chavannes NH, Cox L, Chrystyn H, Cruz AA, Dahl R, De Carlo G, Demoly P, Devillier P, et al; MASK study group*. MACVIA clinical decision algorithm in adolescents and adults with allergic rhinitis. J Allergy Clin Immunol. 2016; 138: 367-374.e2. [CrossRef PubMed](#)
- [33] Courbis AL, Murray RB, Arnavielhe S, Caimmi D, Bedbrook A, Van Eerd M, De Vries G, Dray G, Agache I, Morais-Almeida M, Bachert C, Bergmann KC, Bosnic-Anticevich S, Brożek J, Bucca C, Camargos P, Canonica GW, Carr W, Casale T, Fonseca JA, et al. Electronic Clinical Decision Support System for allergic rhinitis management: MASK e-CDSS. Clin Exp Allergy. 2018; 48: 1640-1653. [CrossRef PubMed](#)
- [34] Briere J-B, Bowrin K, Taieb V, Millier A, Toumi M, Coleman C. Meta-analyses using real-world data to generate clinical and epidemiological evidence: a systematic literature review of existing recommendations. Curr Med Res Opin. 2018; 34: 2125-2130. [CrossRef PubMed](#)
- [35] Sherman RE, Anderson SA, Dal Pan GJ, Gray GW, Gross T, Hunter NL, LaVange L, Marinac-Dabic D, Marks PW, Robb MA, Shuren J, Temple R, Woodcock J, Yue LQ, Califf RM. Real-world evidence – what is it and what can it tell us? N Engl J Med. 2016; 375: 2293-2297. [CrossRef PubMed](#)
- [36] United States Department of Health and Human Services – Food and Drug Administration. Use of Real-World Evidence to Support Regulatory Decision-Making for Medical Devices. Guidance for Industry and Food and Drug Administration Staff. 2017. [URL: <https://www.fda.gov/media/99447/download>].
- [37] Brożek JL, Akl EA, Alonso-Coello P, Lang D, Jaeschke R, Williams JW, Phillips B, Lelgemann M, Lethaby A, Bousquet J, Guyatt GH, Schünemann HJ; GRADE Working Group. Grading quality of evidence and strength of recommendations in clinical practice guidelines. Part 1 of 3. An overview of the GRADE approach and grading quality of evidence about interventions. Allergy. 2009; 64: 669-677. [CrossRef PubMed](#)
- [38] Brożek JL, Akl EA, Compalati E, Kreis J, Terracciano L, Fiocchi A, Ueffing E, Andrews J, Alonso-Coello P, Meerpohl JJ, Lang DM, Jaeschke R, Williams JW Jr, Phillips B, Lethaby A, Bossuyt P, Glasziou P, Helfand M, Watine J, Afilalo M, et al; GRADE Working Group. Grading quality of evidence and strength of recommendations in clinical practice guidelines part 3 of 3. The GRADE approach to developing recommendations. Allergy. 2011; 66: 588-595. [CrossRef PubMed](#)
- [39] Brożek JL, Akl EA, Jaeschke R, Lang DM, Bossuyt P, Glasziou P, Helfand M, Ueffing E, Alonso-Coello P, Meerpohl J, Phillips B, Horvath AR, Bousquet J, Guyatt GH, Schünemann HJ; GRADE Working Group. Grading quality of evidence and strength of recommendations in clinical practice guidelines: Part 2 of 3. The GRADE approach to grading quality of evidence about diagnostic tests and strategies. Allergy. 2009; 64: 1109-1116. [CrossRef PubMed](#)
- [40] Oyinlola JO, Campbell J, Kousoulis AA. Is real world evidence influencing practice? A systematic review of CPRD research in NICE guidances. BMC Health Serv Res. 2016; 16: 299. [CrossRef PubMed](#)

- [41] Bousquet J, Devillier P, Arnavielhe S, Bedbrook A, Alexis-Alexandre G, van Eerd M, Murray R, Canonica GW, Illario M, Menditto E, Passalacqua G, Stellato C, Triggiani M, Carreiro-Martins P, Fonseca J, Morais Almeida M, Nogueira-Silva L, Pereira AM, Todo Bom A, Bosse I, et al. Treatment of allergic rhinitis using mobile technology with real-world data: The MASK observational pilot study. *Allergy*. 2018; 73: 1763-1774. [CrossRef PubMed](#)
- [42] Meadows A, Kaambwa B, Novielli N, Huissoon A, Fry-Smith A, Meads C, Barton P, Dretzke J. A systematic review and economic evaluation of subcutaneous and sublingual allergen immunotherapy in adults and children with seasonal allergic rhinitis. *Health Technol Assess*. 2013; 17: vi, xi-xiv, 1-322. [CrossRef PubMed](#)
- [43] Klimek L, Bergmann KC, Biedermann T, Bousquet J, Hellings P, Jung K, Merk H, Olze H, Schlenker W, Stock P, Ring J, Wagenmann M, Wehrmann W, Mösges R, Pfaar O. Visual analogue scales (VAS): Measuring instruments for the documentation of symptoms and therapy monitoring in cases of allergic rhinitis in everyday health care: Position Paper of the German Society of Allergology (AeDA) and the German Society of Allergy and Clinical Immunology (DGAKI), ENT Section, in collaboration with the working group on Clinical Immunology, Allergology and Environmental Medicine of the German Society of Otorhinolaryngology, Head and Neck Surgery (DGH-NOKHC). *Allergo J Int*. 2017; 26: 16-24. [CrossRef PubMed](#)
- [44] Horak F, Bruttman G, Pedrali P, Weeke B, Frølund L, Wolff HH, Christophers E. A multicentric study of loratadine, terfenadine and placebo in patients with seasonal allergic rhinitis. *Arzneimittelforschung*. 1988; 38: 124-128. [PubMed](#)
- [45] Kaszuba SM, Barody FM, deTineo M, Haney L, Blair C, Naclerio RM. Superiority of an intranasal corticosteroid compared with an oral antihistamine in the as-needed treatment of seasonal allergic rhinitis. *Arch Intern Med*. 2001; 161: 2581-2587. [CrossRef PubMed](#)
- [46] Glacy J, Putnam K, Godfrey S, Falzon L, Mauger B, Samson D, et al. Treatments for Seasonal Allergic Rhinitis. In: Blue Cross and Blue Shield Association Technology Evaluation Center Evidence-based Practice Center, prepared by. Comparative Effectiveness Review, No. 120. Rockville (MD): Agency for Healthcare Research and Quality (US); 2013.
- [47] United States Department of Health and Human Services – Food and Drug Administration, Center for Drug Evaluation and Research (CDER). Allergic Rhinitis: Developing Drug Products for Treatment. Guidance for Industry. 2018; [URL: <https://www.fda.gov/media/71158/download>].
- [48] Food and Drug Administration. Draft guidance for industry: allergic rhinitis: clinical development programs for drug products. 2000. <https://www.govinfo.gov/app/details/FR-2000-06-21/00-15632>
- [49] Katial RK, Salapatek AM, Patel P. Establishing the onset of action of intranasal corticosteroids: is there an ideal study design? *Allergy Asthma Proc*. 2009; 30: 595-604. [CrossRef PubMed](#)
- [50] Pfaar O, Calderon MA, Andrews CP, Angjeli E, Bergmann KC, Bönlokke JH, de Blay F, Devillier P, Ellis AK, Gerth van Wijk R, Hohlfeld JM, Horak F, Jacobs RL, Jacobsen L, Jutel M, Kaul S, Larché M, Larenas-Linnemann D, Mösges R, Nolte H, et al. Allergen exposure chambers: harmonizing current concepts and projecting the needs for the future – an EAACI Position Paper. *Allergy*. 2017; 72: 1035-1042. [CrossRef PubMed](#)
- [51] Patel P, D'Andrea C, Sacks HJ. Onset of action of azelastine nasal spray compared with mometasone nasal spray and placebo in subjects with seasonal allergic rhinitis evaluated in an environmental exposure chamber. *Am J Rhinol*. 2007; 21: 499-503. [CrossRef PubMed](#)
- [52] Patel P, Roland PS, Marple BF, Benninger PJ, Margalias H, Brubaker M, Beezley SF, Drake M, Potts SL, Wall GM. An assessment of the onset and duration of action of olopatadine nasal spray. *Otolaryngol Head Neck Surg*. 2007; 137: 918-924. [CrossRef PubMed](#)
- [53] Salapatek AM, Lee J, Patel D, D'Angelo P, Liu J, Zimmerer RO Jr, Pipkin JD. Solubilized nasal steroid (CDX-947) when combined in the same solution nasal spray with an antihistamine (CDX-313) provides improved, fast-acting symptom relief in patients with allergic rhinitis. *Allergy Asthma Proc*. 2011; 32: 221-229. [CrossRef PubMed](#)
- [54] Horak F, Ziegelmayer UP, Ziegelmayer R, Kavina A, Marschall K, Munzel U, Petzold U. Azelastine nasal spray and desloratadine tablets in pollen-induced seasonal allergic rhinitis: a pharmacodynamic study of onset of action and efficacy. *Curr Med Res Opin*. 2006; 22: 151-157. [CrossRef PubMed](#)
- [55] Murdoch RD, Bareille P, Ignar D, Miller SR, Gupta A, Boardley R, Ziegelmayer P, Ziegelmayer R, Lemel P, Horak F. The improved efficacy of a fixed-dose combination of fluticasone furoate and levocabastine relative to the individual components in the treatment of allergic rhinitis. *Clin Exp Allergy*. 2015; 45: 1346-1355. [CrossRef PubMed](#)
- [56] Ziegelmayer P, Ziegelmayer R, Bareille P, Rousell V, Salmon E, Horak F. Fluticasone furoate versus placebo in symptoms of grass-pollen allergic rhinitis induced by exposure in the Vienna Challenge Chamber. *Curr Med Res Opin*. 2008; 24: 1833-1840. [CrossRef PubMed](#)
- [57] Sleurs K, Seys SF, Bousquet J, Fokkens WJ, Gorris S, Pugin B, Hellings PW. Mobile health tools for the management of chronic respiratory diseases. *Allergy*. 2019; 74: 1292-1306. [CrossRef PubMed](#)
- [58] Bousquet J, Hellings PW, Agache I, Bedbrook A, Bachert C, Bergmann KC, Bewick M, Bindslev-Jensen C, Bosnic-Anticevitch S, Bucca C, Caimmi DP, Camargos PA, Canonica GW, Casale T, Chavannes NH, Cruz AA, De Carlo G, Dahl R, Demoly P, Devillier P, et al. ARIA 2016: Care pathways implementing emerging technologies for predictive medicine in rhinitis and asthma across the life cycle. *Clin Transl Allergy*. 2016; 6: 47. [CrossRef PubMed](#)

- [59] *Bédard A, Basagaña X, Anto JM, Garcia-Aymerich J, Devillier P, Arnavielhe S, Bedbrook A, Onorato GL, Czarlewski W, Murray R, Almeida R, Fonseca J, Costa E, Malva J, Morais-Almeida M, Pereira AM, Todo-Bom A, Menditto E, Stellato C, Ventura MT, et al; MASK study group.* Mobile technology offers novel insights into the control and treatment of allergic rhinitis: The MASK study. *J Allergy Clin Immunol.* 2019; *144*: 135-143.e6. [CrossRef PubMed](#)
- [60] *Menditto E, Guerriero F, Orlando V, Crola C, Di Somma C, Illario M, Morisky DE, Colao A.* Self-assessment of adherence to medication: a case study in Campania region community-dwelling population. *J Aging Res.* 2015; *2015*: 682503. [CrossRef PubMed](#)
- [61] *Caimmi D, Baiz N, Tanno LK, Demoly P, Arnavielhe S, Murray R, Bedbrook A, Bergmann KC, De Vries G, Fokkens WJ, Fonseca J, Haahela T, Keil T, Kuna P, Mullol J, Papadopoulos N, Passalacqua G, Samolinski B, Tomazic PV, Valiulis A, et al; MASK Study Group.* Validation of the MASK-rhinitis visual analogue scale on smartphone screens to assess allergic rhinitis control. *Clin Exp Allergy.* 2017; *47*: 1526-1533. [CrossRef PubMed](#)
- [62] *Bonini M.* Electronic health (e-Health): emerging role in asthma. *Curr Opin Pulm Med.* 2017; *23*: 21-26. [CrossRef PubMed](#)
- [63] *Bousquet J, Arnavielhe S, Bedbrook A, Fonseca J, Morais Almeida M, Todo Bom A, Annesi-Maesano I, Caimmi D, Demoly P, Devillier P, Siroux V, Menditto E, Passalacqua G, Stellato C, Ventura MT, Cruz AA, Sarquis Serpa F, da Silva J, Larenas-Linnemann D, Rodriguez Gonzalez M, et al; MASK study group.* The Allergic Rhinitis and its Impact on Asthma (ARIA) score of allergic rhinitis using mobile technology correlates with quality of life: The MASK study. *Allergy.* 2018; *73*: 505-510. [CrossRef PubMed](#)
- [64] *Bousquet J, Caimmi DP, Bedbrook A, Bewick M, Hellings PW, Devillier P, Arnavielhe S, Bachert C, Bergmann KC, Canonica GW, Chavannes NH, Cruz AA, Dahl R, Demoly P, De Vries G, Mathieu-Dupas E, Finkwagner A, Fonseca J, Guldemond N, Haahela T, et al.* Pilot study of mobile phone technology in allergic rhinitis in European countries: the MASK-rhinitis study. *Allergy.* 2017; *72*: 857-865. [CrossRef PubMed](#)
- [65] *Bousquet J, Devillier P, Anto JM, Bewick M, Haahela T, Arnavielhe S, Bedbrook A, Murray R, van Eerd M, Fonseca JA, Morais Almeida M, Todo Bom A, Menditto E, Passalacqua G, Stellato C, Triggiani M, Ventura MT, Vezzani G, Annesi-Maesano I, Bourret R, et al; MACVIA working group.* Daily allergic multimorbidity in rhinitis using mobile technology: A novel concept of the MASK study. *Allergy.* 2018; *73*: 1622-1631. [CrossRef PubMed](#)
- [66] *Bousquet J, VandenPlas O, Bewick M, Arnavielhe S, Bedbrook A, Murray R, van Eerd M, Fonseca J, Morais-Almeida M, Todo Bom A, Cruz AA, Sarquis Serpa F, da Silva J, Menditto E, Passalacqua G, Stellato C, Ventura MT, Caimmi D, Demoly P, Bergmann KC, et al.* The work productivity and activity impairment allergic specific (WPAI-AS) questionnaire using mobile technology: the MASK study. *J Investig Allergol Clin Immunol.* 2018; *28*: 42-44. [CrossRef PubMed](#)
- [67] *Pizzulli A, Perna S, Florack J, Pizzulli A, Giordani P, Tripodi S, Pelosi S, Matricardi PM.* The impact of telemonitoring on adherence to nasal corticosteroid treatment in children with seasonal allergic rhinoconjunctivitis. *Clin Exp Allergy.* 2014; *44*: 1246-1254. [CrossRef PubMed](#)
- [68] *Price D, Scadding G, Ryan D, Bachert C, Canonica GW, Mullol J, Klimek L, Pitman R, Acaster S, Murray R, Bousquet J.* The hidden burden of adult allergic rhinitis: UK healthcare resource utilisation survey. *Clin Transl Allergy.* 2015; *5*: 39. [CrossRef PubMed](#)
- [69] *Bousquet J, Murray R, Price D, Somekh D, Münter L, Phillips J, Czarlewski W.* The allergic allergist behaves like a patient. *Ann Allergy Asthma Immunol.* 2018; *121*: 741-742. [CrossRef PubMed](#)
- [70] *Patel P, Patel D, Kunjibettu S, Hall N, Wingertzahn MA.* Onset of action of ciclesonide once daily in the treatment of seasonal allergic rhinitis. *Ear Nose Throat J.* 2008; *87*: 340-353. [CrossRef PubMed](#)
- [71] *Bonertz A, Roberts G, Slater JE, Bridgewater J, Rabin RL, Hoefnagel M, Timon M, Pini C, Pfaar O, Sheikh A, Ryan D, Akdis C, Goldstein J, Poulsen LK, van Ree R, Rhyner C, Barber D, Palomares O, Pawankar R, Hamerlijnck D, et al.* Allergen manufacturing and quality aspects for allergen immunotherapy in Europe and the United States: An analysis from the EAACI AIT Guidelines Project. *Allergy.* 2018; *73*: 816-826. [CrossRef PubMed](#)
- [72] *Halken S, Larenas-Linnemann D, Roberts G, Calderón MA, Angier E, Pfaar O, Ryan D, Agache I, Ansotegui IJ, Arasi S, Du Toit G, Fernandez-Rivas M, Geerth van Wijk R, Jutel M, Kleine-Tebbe J, Lau S, Matricardi PM, Pajno GB, Papadopoulos NG, Penagos M, et al.* EAACI guidelines on allergen immunotherapy: Prevention of allergy. *Pediatr Allergy Immunol.* 2017; *28*: 728-745. [CrossRef PubMed](#)
- [73] *Muraro A, Roberts G, Halken S, Agache I, Angier E, Fernandez-Rivas M, Gerth van Wijk R, Jutel M, Lau S, Pajno G, Pfaar O, Ryan D, Sturm GJ, van Ree R, Varga EM, Bachert C, Calderon M, Canonica GW, Durham SR, Malling HJ, et al.* EAACI guidelines on allergen immunotherapy: Executive statement. *Allergy.* 2018; *73*: 739-743. [CrossRef PubMed](#)
- [74] *Pfaar O, Bachert C, Bufer A, Buhl R, Ebner C, Eng P, Friedrichs F, Fuchs T, Hamelmann E, Hartwig-Bade D, Hering T, Huttegger I, Jung K, Klimek L, Kopp MV, Merk H, Rabe U, Saloga J, Schmid-Grendelmeier P, Schuster A, et al.* Guideline on allergen-specific immunotherapy in IgE-mediated allergic diseases: S2k Guideline of the German Society for Allergology and Clinical Immunology (DGAKI), the Society for Pediatric Allergy and Environmental Medicine (GPA), the Medical Association of German Allergologists (AeDA), the Austrian Society for Allergy and Immunology (ÖGAI), the Swiss Society for Allergy and Immunology (SGAI), the German Society of Dermatology

- gy (DDG), the German Society of Oto- Rhino-Laryngology, Head and Neck Surgery (DGHNO-KHC), the German Society of Pediatrics and Adolescent Medicine (DGKJ), the Society for Pediatric Pneumology (GPP), the German Respiratory Society (DGP), the German Association of ENT Surgeons (BV-HNO), the Professional Federation of Paediatricians and Youth Doctors (BVKJ), the Federal Association of Pulmonologists (BDP) and the German Dermatologists Association (BVDD). *Allergo J Int.* 2014; 23: 282-319. [CrossRef PubMed](#)
- [75] Roberts G, Pfaar O, Akdis CA, Anotegui IJ, Durham SR, Gerth van Wijk R, Halken S, Larenas-Linnemann D, Pawankar R, Pitsios C, Sheikh A, Worm M, Arasi S, Calderon MA, Cingi C, Dhali S, Fauquert JL, Hamelmann E, Hellings P, Jacobsen L, et al. EAACI Guidelines on Allergen Immunotherapy: Allergic rhinoconjunctivitis. *Allergy.* 2018; 73: 765-798. [CrossRef PubMed](#)
- [76] Ryan D, Gerth van Wijk R, Angier E, Kristiansen M, Zaman H, Sheikh A, Cardona V, Vidal C, Warner A, Agache I, Arasi S, Fernandez-Rivas M, Halken S, Jutel M, Lau S, Pajno G, Pfaar O, Roberts G, Sturm G, Varga EM, et al. Challenges in the implementation of the EAACI AIT guidelines: A situational analysis of current provision of allergen immunotherapy. *Allergy.* 2018; 73: 827-836. [CrossRef PubMed](#)
- [77] Zielen S, Devillier P, Heinrich J, Richter H, Wahn U. Sublingual immunotherapy provides long-term relief in allergic rhinitis and reduces the risk of asthma: A retrospective, real-world database analysis. *Allergy.* 2018; 73: 165-177. [CrossRef PubMed](#)
- [78] Devlin N, Parkin D. Does NICE have a cost-effectiveness threshold and what other factors influence its decisions? A binary choice analysis. *Health Econ.* 2004; 13: 437-452. [CrossRef PubMed](#)
- [79] Greiner W, Graf von der Schulenburg JM, Gillissen A. Kosten und Nutzen der Hyposensibilisierung bei allergischem Asthma und Rhinitis. *Gesundheitsökonomie Qual.* 2003; 8: 179-186. [CrossRef](#)
- [80] Klimek L, Chaker AM, Mösges R. [Costs of allergic diseases and saving potential by allergen-specific immunotherapy : A personal assessment]. *HNO.* 2017; 65: 801-810. [CrossRef PubMed](#)
- [81] Reinhold T, Brüggjenjürgen B. Cost-effectiveness of grass pollen SCIT compared with SLIT and symptomatic treatment. *Allergo J Int.* 2017; 26: 7-15. [CrossRef PubMed](#)
- [82] Larenas-Linnemann DES, Antolín-Amérigo D, Parisi C, Nakonechna A, Luna-Pech JA, Wedi B, Davila I, Gómez M, Levin M, Ortega Martell JA, Klimek L, Rosario N, Muraro AM, Agache I, Bousquet J, Sheikh A, Pfaar O; EAACI International Societies Council. National clinical practice guidelines for allergen immunotherapy: An international assessment applying AGREE-II. *Allergy.* 2018; 73: 664-672. [CrossRef PubMed](#)
- [83] Pfaar O, Demoly P, Gerth van Wijk R, Bonini S, Bousquet J, Canonica GW, Durham SR, Jacobsen L, Malling HJ, Mösges R, Papadopoulos NG, Rak S, Rodriguez del Rio P, Valovirta E, Wahn U, Calderon MA; European Academy of Allergy and *Clinical Immunology.* Recommendations for the standardization of clinical outcomes used in allergen immunotherapy trials for allergic rhinoconjunctivitis: an EAACI Position Paper. *Allergy.* 2014; 69: 854-867. [CrossRef PubMed](#)
- [84] Bousquet J, Pfaar O, Togias A, Schünemann HJ, Anotegui I, Papadopoulos NG, Tsiligianni I, Agache I, Anto JM, Bachert C, Bedbrook A, Bergmann KC, Bosnic-Anticevich S, Bosse I, Brożek J, Calderon MA, Canonica GW, Caraballo L, Cardona V, Casale T, et al; ARIA Working Group. 2019 ARIA Care pathways for allergen immunotherapy. *Allergy.* 2019; 74: 2087-2102. [CrossRef PubMed](#)
- [85] Bonertz A, Roberts GC, Hoefnagel M, Timon M, Slater JE, Rabin RL, Bridgewater J, Pini C, Pfaar O, Akdis C, Goldstein J, Poulsen LK, van Ree R, Rhyner C, Barber D, Palomares O, Sheikh A, Pawankar R, Hamerlijnck D, Klimek L, et al. Challenges in the implementation of EAACI guidelines on allergen immunotherapy: A global perspective on the regulation of allergen products. *Allergy.* 2018; 73: 64-76. [CrossRef PubMed](#)
- [86] European Medicines Agency – Committee for Medical Products for Human Use (CHMP). Guideline on Allergen Products: Production and Quality Issues (EMA/CHMP/BWP/304831/2007). 2008. [URL: https://www.ema.europa.eu/en/documents/scientific-guideline/guideline-allergen-products-production-quality-issues_en.pdf].
- [87] Bachert C, Larché M, Bonini S, Canonica GW, Kündig T, Larenas-Linnemann D, Ledford D, Neffen H, Pawankar R, Passalacqua G. Allergen immunotherapy on the way to product-based evaluation – a WAO statement. *World Allergy Organ J.* 2015; 8: 29. [CrossRef PubMed](#)
- [88] Kowalski ML, Anotegui I, Aberer W, Al-Ahmad M, Akdis M, Ballmer-Weber BK, Beyer K, Blanca M, Brown S, Bunnag C, Hulett AC, Castells M, Chng HH, De Blay F, Ebisawa M, Fineman S, Golden DB, Haachtela T, Kaliner M, Katelaris C, et al. Risk and safety requirements for diagnostic and therapeutic procedures in allergology: World Allergy Organization Statement. *World Allergy Organ J.* 2016; 9: 33. [CrossRef PubMed](#)
- [89] European Medicines Agency – Committee for Medical Products for Human Use (CHMP). Guideline on the Clinical Development of Products for Specific immunotherapy for the Treatment of Allergic Diseases (CHMP/EWP/18504/2006). 2008. [URL: https://www.ema.europa.eu/en/documents/scientific-guideline/guideline-clinical-development-products-specific-immunotherapy-treatment-allergic-diseases_en.pdf].
- [90] Bousquet J, Lockey R, Malling HJ, Alvarez-Cuesta E, Canonica GW, Chapman MD, Creticos PJ, Dayer JM, Durham SR, Demoly P, Goldstein RJ, Ishikawa T, Ito K, Kraft D, Lambert PH, Löwenstein H, Müller U, Norman PS, Reisman RE, Valenta R, et al. Allergen immunotherapy: therapeutic vaccines for allergic diseases. *World Health Organization. American academy of Allergy, Asthma and Immunology. Ann Allergy Asthma Immunol.* 1998; 81: 401-405. [CrossRef PubMed](#)
- [91] Richtlinie 89/342/EWG des Rates vom 3. Mai 1989 zur Erweiterung des Anwendungsbereichs

- der Richtlinien 65/65/EWG und 75/319/EWG und zur Festlegung zusätzlicher Vorschriften für aus Impfstoffen, Toxinen oder Seren und Allergenen bestehende immunologische Arzneimittel. Amtsblatt EGL142 vom 25.05.1989, S. 0014-0015. 1989.
- [92] Richtlinie 2001/83/EG des Europäischen Parlaments und des Rates vom 6. November 2001 zur Schaffung eines Gemeinschaftskodexes für Humanarzneimittel. Amtsblatt EGL311 vom 28.11.2001, S. 0067-0128. 2001.
- [93] Mahler V, Weber G, Vieths S. Regulation von Allergenprodukten in Deutschland und behördliche Überwachung. In: Klimek L, Vogelberg C, editors. Weißbuch Allergologie. Berlin Heidelberg: Springer; 2018. pp. 380-390.
- [94] Gesetz über den Verkehr mit Arzneimitteln (Arzneimittelgesetz – AMG). Arzneimittelgesetz in der Fassung der Bekanntmachung vom 12. Dezember 2005 (BGBl. IS.3394), zuletzt durch Artikel 1 des Gesetzes vom 18. Juli 2017 (BGBl. IS.2757) geändert. 2017.
- [95] Nelson HS, Iklé D, Buchmeier A. Studies of allergen extract stability: the effects of dilution and mixing. *J Allergy Clin Immunol.* 1996; 98: 382-388. [CrossRef](#) [PubMed](#)
- [96] Wheatley LM, Wood R, Nadeau K, Liu A, Zoratti E, Bacharier L, Brittain E, Calderon M, Casale T, Chipps B, Cox L, Creticos PS, Desai M, Dreborg S, Durham S, Gergen PJ, Gruchalla R, Nelson H, O’Hehir RE, Plaut M, et al. Mind the gaps: Clinical trial concepts to address unanswered questions in aeroallergen immunotherapy-An NIAID/AHRQ Workshop. *J Allergy Clin Immunol.* 2019; 143: 1711-1726. [CrossRef](#) [PubMed](#)
- [97] Didier A, Malling HJ, Worm M, Horak F, Jäger S, Montagut A, André C, de Beaumont O, Melac M. Optimal dose, efficacy, and safety of once-daily sublingual immunotherapy with a 5-grass pollen tablet for seasonal allergic rhinitis. *J Allergy Clin Immunol.* 2007; 120: 1338-1345. [CrossRef](#) [PubMed](#)
- [98] Durham SR, Emminger W, Kapp A, de Monchy JG, Rak S, Scadding GK, Wurtzen PA, Andersen JS, Tholstrup B, Riis B, Dahl R. SQ-standardized sublingual grass immunotherapy: confirmation of disease modification 2 years after 3 years of treatment in a randomized trial. *J Allergy Clin Immunol.* 2012; 129: 717-725.e5. [CrossRef](#) [PubMed](#)
- [99] Nelson H, Blaiss M, Nolte H, Würtz SØ, Andersen JS, Durham SR. Efficacy and safety of the SQ-standardized grass allergy immunotherapy tablet in mono- and polysensitized subjects. *Allergy.* 2013; 68: 252-255. [CrossRef](#) [PubMed](#)
- [100] Klimek L. Aufgepasst! Hier wird oft falsch gerechnet. AeDA/DGAKI informieren. *Wirtschaftlichkeitsprüfung für SIT Lösungen.* *Allergo J.* 2015; 24: 88-91. [CrossRef](#)
- [101] Baiardini I, Puggioni F, Menoni S, Boot JD, Diamant Z, Braido F, Canonica GW. Patient knowledge, perceptions, expectations and satisfaction on allergen-specific immunotherapy: a survey. *Respir Med.* 2013; 107: 361-367. [CrossRef](#) [PubMed](#)
- [102] Nam Y-H, Lee S-K. Physician’s recommendation and explanation is important in the initiation and maintenance of allergen immunotherapy. *Patient Prefer Adherence.* 2017; 11: 381-387. [CrossRef](#) [PubMed](#)
- [103] Chivato T, Álvarez-Calderón P, Panizo C, Aben-gozar R, Alias C, Al-Baech A, Arias-Irigoyen J, Caballero MJ, Conill L, de Miguel S, Laguna R, Martínez-Benazet J, Matoses F, Martínez-Alonso JC, Mendizábal L, Pérez-Carral C, Puerto C, Serra-Batlles J, Vélez A, Vicente J, et al. Clinical management, expectations, and satisfaction of patients with moderate to severe allergic rhinoconjunctivitis treated with SQ-standardized grass-allergen tablet under routine clinical practice conditions in Spain. *Clin Mol Allergy.* 2017; 15: 1. [CrossRef](#) [PubMed](#)
- [104] Skoner DP, Blaiss MS, Dykewicz MS, Smith N, Leatherman B, Bielory L, Walstein N, Craig TJ, Allen-Ramey F. The Allergies, Immunotherapy, and Rhinoconjunctivitis (AIRS) survey: patients’ experience with allergen immunotherapy. *Allergy Asthma Proc.* 2014; 35: 219-226. [CrossRef](#) [PubMed](#)
- [105] Klimek L. Aufklärung vor Beginn einer allergenspezifischen Immuntherapie – AeDA empfiehlt Therapieinformativblätter. *Allergo J Int.* 2019; 28: 118. [CrossRef](#)
- [106] Bachert C, Gräfin von Strachwitz-Helmstatt K. Zur Diskussion gestellt: Der Arzt und die Spezifische Immuntherapie im Spannungsfeld von Leitlinie, Wirtschaftlichkeit und Medizinrecht. *Allergologie.* 2016; 39: 381-388.
- [107] Dhimi S, Kakourou A, Asamoah F, Agache I, Lau S, Jutel M, Muraro A, Roberts G, Akdis CA, Bonini M, Cavkaytar O, Flood B, Gajdanowicz P, Izuhara K, Kalayci Ö, Mosges R, Palomares O, Pfaar O, Smolinska S, Sokolowska M, et al. Allergen immunotherapy for allergic asthma: A systematic review and meta-analysis. *Allergy.* 2017; 72: 1825-1848. [CrossRef](#) [PubMed](#)
- [108] Pitsios C, Dietsis N. Ways to increase adherence to allergen immunotherapy. *Curr Med Res Opin.* 2019; 35: 1027-1031. [CrossRef](#) [PubMed](#)
- [109] Bender BG, Lockey RF. Solving the problem of nonadherence to immunotherapy. *Immunol Allergy Clin North Am.* 2016; 36: 205-213. [CrossRef](#) [PubMed](#)
- [110] Kuehl BL, Abdulnour S, O’Dell M, Kyle TK. Understanding the role of the healthcare professional in patient self-management of allergic rhinitis. *SAGE Open Med.* 2015; 3: 2050312115595822. [CrossRef](#) [PubMed](#)
- [111] Bosnic-Anticevich S, Costa E, Menditto E, Lourenço O, Novellino E, Bialek S, Briedis V, Buonaiuto R, Chrystyn H, Cvetkovski B, Di Capua S, Kritikos V, Mair A, Orlando V, Paulino E, Salimäki J, Söderlund R, Tan R, Williams DM, Wroczynski P, et al. ARIA pharmacy 2018 “Allergic rhinitis care pathways for community pharmacy”: AIRWAYS ICPs initiative (European Innovation Partnership on Active and Healthy Ageing, DG CONNECT and DG Santé) POLLAR (Impact of Air POLLution on Asthma and Rhinitis) GARD Demonstration

- tion project. *Allergy*. 2019; 74: 1219-1236. [PubMed](#)
- [112] *Bosnic-Anticevich S, Kritikos V, Carter V, Yan KY, Armour C, Ryan D, Price D*. Lack of asthma and rhinitis control in general practitioner-managed patients prescribed fixed-dose combination therapy in Australia. *J Asthma*. 2018; 55: 684-694. [PubMed](#)
- [113] *Finlay I, Egner W*. Allergy – will we ever meet the unmet need? *J R Soc Med*. 2010; 103: 430-431. [CrossRef PubMed](#)
- [114] *Jutel M, Papadopoulos NG, Gronlund H, Hoffmann HJ, Bohle B, Hellings P, Braunstahl GJ, Muraro A, Schmid-Grendelmeier P, Zuberbier T, Agache I*. Recommendations for the allergy management in the primary care. *Allergy*. 2014; 69: 708-718. [CrossRef PubMed](#)
- [115] *Hellings PW, Fokkens WJ, Bachert C, Akdis CA, Bieber T, Agache I, Bernal-Sprekelsen M, Canonica GW, Gevaert P, Joos G, Lund V, Muraro A, Onerci M, Zuberbier T, Pugin B, Seys SF, Bousquet J, ARIA and EPOS working groups*. Positioning the principles of precision medicine in care pathways for allergic rhinitis and chronic rhinosinusitis – A EUFOREA-ARIA-EPOS-AIRWAYS ICP statement. *Allergy*. 2017; 72: 1297-1305. [CrossRef PubMed](#)
- [116] *Jutel M, Angier L, Palkonen S, Ryan D, Sheikh A, Smith H, Valovirta E, Yusuf O, van Wijk RG, Agache I*. Improving allergy management in the primary care network – a holistic approach. *Allergy*. 2013; 68: 1362-1369. [CrossRef PubMed](#)
- [117] *Pinnock H, Thomas M, Tsiligianni I, Lisspers K, Östrem A, Stållberg B, Yusuf O, Ryan D, Buffels J, Cals JW, Chavannes NH, Henriksen SH, Langhammer A, Latysheva E, Lionis C, Litt J, van der Molen T, Zwar N, Williams S*. The international primary care respiratory group (IPCRG) research needs statement 2010. *Prim Care Respir J*. 2010; 19 (Suppl 1): S1-S20. [CrossRef PubMed](#)
- [118] *Ewan PW, Durham SR*. NHS allergy services in the UK: proposals to improve allergy care. *Clin Med (Lond)*. 2002; 2: 122-127. [CrossRef PubMed](#)
- [119] *Shehata Y, Ross M, Sheikh A*. Undergraduate allergy teaching in a UK medical school: comparison of the described and delivered curriculum. *Prim Care Respir J*. 2007; 16: 16-21. [CrossRef PubMed](#)
- [120] *Alvarez-Cuesta E, Bousquet J, Canonica GW, Durham SR, Malling HJ, Valovirta E; EAACI, Immunotherapy Task Force*. Standards for practical allergen-specific immunotherapy. *Allergy*. 2006; 61 (Suppl 82): 1-20. [CrossRef PubMed](#)
- [121] *Landi M, Meglio P, Praitano E, Lombardi C, Passalacqua G, Canonica GW*. The perception of allergen-specific immunotherapy among pediatricians in the primary care setting. *Clin Mol Allergy*. 2015; 13: 15 [CrossRef PubMed](#)
- [122] *Stokes JR, Casale TB*. Allergy immunotherapy for primary care physicians. *Am J Med*. 2006; 119: 820-823. [CrossRef PubMed](#)
- [123] *Zuberbier T, Bachert C, Bousquet PJ, Passalacqua G, Walter Canonica G, Merk H, Worm M, Wahn U, Bousquet J*. GA2 LEN/EAACI pocket guide for allergen-specific immunotherapy for allergic rhinitis and asthma. *Allergy*. 2010; 65: 1525-1530. [CrossRef PubMed](#)
- [124] *Sastre J, Landivar ME, Ruiz-García M, Andregnette-Rosigno MV, Mahillo I*. How molecular diagnosis can change allergen-specific immunotherapy prescription in a complex pollen area. *Allergy*. 2012; 67: 709-711. [CrossRef PubMed](#)
- [125] *Schmid-Grendelmeier P*. [Recombinant allergens. For routine use or still only science?] *Hautarzt*. 2010; 61: 946-953. [CrossRef PubMed](#)
- [126] *Stringari G, Tripodi S, Caffarelli C, Dondi A, Asero R, Di Rienzo Businco A, Bianchi A, Candelotti P, Ricci G, Bellini F, Masiello N, Miraglia del Giudice M, Frediani T, Sodano S, Dello Iacono I, Macri F, Peparini I, Povesi Dascola C, Patria MF, Varin E, et al; Italian Pediatric Allergy Network (I-PAN)*. The effect of component-resolved diagnosis on specific immunotherapy prescription in children with hay fever. *J Allergy Clin Immunol*. 2014; 134: 75-81. [CrossRef PubMed](#)
- [127] *Pitsios C, Demoly P, Bilò MB, Gerth van Wijk R, Pfaar O, Sturm GJ, Rodriguez del Rio P, Tsoumani M, Gawlik R, Paraskevopoulos G, Rueff F, Valovirta E, Papadopoulos NG, Calderón MA*. Clinical contraindications to allergen immunotherapy: an EAACI position paper. *Allergy*. 2015; 70: 897-909. [CrossRef PubMed](#)
- [128] *GINA*. Global Strategy for Asthma Management and Prevention (2018 update). 2018. [URL: https://ginasthma.org/wp-content/uploads/2018/04/wms-GINA-2018-report-tracked_v1.3.pdf].
- [129] *Deutsches Institut für Medizinische Dokumentation und Information*. Summary of product characteristics: Acarizax 12 SQ-HDM oral lyophilisate. 2016. [URL: <https://portal.dimdi.de/amispb/doc/pei/Web/2613318-spcen-20150801.pdf>].
- [130] *Amaral R, Fonseca JA, Jacinto T, Pereira AM, Malinowski A, Janson C, Alving K*. Having concomitant asthma phenotypes is common and independently relates to poor lung function in NHANES 2007-2012. *Clin Transl Allergy*. 2018; 8: 13 [CrossRef PubMed](#)
- [131] *Lu Z, Chen L, Xu S, Bao Q, Ma Y, Guo L, Zhang S, Huang X, Cao C, Ruan L*. Allergic disorders and risk of depression: A systematic review and meta-analysis of 51 large-scale studies. *Ann Allergy Asthma Immunol*. 2018; 120: 310-317.e2. [CrossRef PubMed](#)
- [132] *Werfel T, Heratizadeh A, Aberer W, Ahrens F, Augustin M, Biedermann T, Diepgen T, Fölster-Holst R, Gieler U, Kahle J, Kapp A, Nast A, Nemat K, Ott H, Przybilla B, Roecken M, Schlaefer M, Schmid-Grendelmeier P, Schmitt J, Schwennessen T, et al*. S2k guideline on diagnosis and treatment of atopic dermatitis – short version. *Allergo J Int*. 2016; 25: 82-95. [CrossRef PubMed](#)
- [133] *Worm M, Reese I, Ballmer-Weber B, Beyer K, Bischoff SC, Classen M, Fischer PJ, Fuchs T, Huttegger I, Jappe U, Klimek L, Koletzko B, Lange L, Lepp U, Mahler V, Niggemann B, Rabe U, Raithel M, Saloga J, Schäfer C, et al*. Guidelines on the management of IgE-mediated food allergies: S2k-Guidelines of the German Society for Allergology and Clinical Immunology (DGAKI) in collaboration with the German Medi-

- cal Association of Allergologists (AeDA), the German Professional Association of Pediatricians (BVKJ), the German Allergy and Asthma Association (DAAB), German Dermatological Society (DDG), the German Society for Nutrition (DGE), the German Society for Gastroenterology, Digestive and Metabolic Diseases (DGVS), the German Society for Oto-Rhino-Laryngology, Head and Neck Surgery, the German Society for Pediatric and Adolescent Medicine (DGKJ), the German Society for Pediatric Allergology and Environmental Medicine (GPA), the German Society for Pneumology (DGP), the German Society for Pediatric Gastroenterology and Nutrition (GPGE), German Contact Allergy Group (DKG), the Austrian Society for Allergology and Immunology (Æ-GAI), German Professional Association of Nutritional Sciences (VDOE) and the Association of the Scientific Medical Societies Germany (AWMF). *Allergo J Int.* 2015; 24: 256-293. [CrossRef](#) [PubMed](#)
- [134] Masuyama K, Okamoto Y, Okamiya K, Azuma R, Fujinami T, Riis B, Ohashi-Doi K, Natsui K, Imai T, Okubo K. Efficacy and safety of SQ house dust mite sublingual immunotherapy-tablet in Japanese children. *Allergy.* 2018; 73: 2352-2363. [CrossRef](#) [PubMed](#)
- [135] Penagos M, Eifan AO, Durham SR, Scadding GW. Duration of allergen immunotherapy for long-term efficacy in allergic rhinoconjunctivitis. *Curr Treat Options Allergy.* 2018; 5: 275-290. [CrossRef](#) [PubMed](#)
- [136] Valovirta E, Petersen TH, Piotrowska T, Laursen MK, Andersen JS, Sørensen HF, Klink R, Varga E-M, Huttegger I, Agertoft L, Halken S, Jørgensen M, Hansen LG, Cronjäger R, Hansen KS, Petersen TH, Rubak S, Valovirta E, Csonka P, Mickelsson O, et al; GAP investigators. Results from the 5-year SQ grass sublingual immunotherapy tablet asthma prevention (GAP) trial in children with grass pollen allergy. *J Allergy Clin Immunol.* 2018; 141: 529-538.e13. [CrossRef](#) [PubMed](#)
- [137] Möller C, Dreborg S, Ferdousi HA, Halken S, Høst A, Jacobsen L, Koivikko A, Koller DY, Niggemann B, Norberg LA, Urbanek R, Valovirta E, Wahn U. Pollen immunotherapy reduces the development of asthma in children with seasonal rhinoconjunctivitis (the PAT-study). *J Allergy Clin Immunol.* 2002; 109: 251-256. [CrossRef](#) [PubMed](#)
- [138] Kristiansen M, Dhami S, Netuveli G, Halken S, Muraro A, Roberts G, Larenas-Linnemann D, Calderón MA, Penagos M, Du Toit G, Ansotegui IJ, Kleine-Tebbe J, Lau S, Matricardi PM, Pajno G, Papadopoulos NG, Pfaar O, Ryan D, Santos AF, Timmermanns F, et al. Allergen immunotherapy for the prevention of allergy: A systematic review and meta-analysis. *Pediatr Allergy Immunol.* 2017; 28: 18-29. [CrossRef](#) [PubMed](#)
- [139] Bożek A, Kolodziejczyk K, Kozłowska R, Canonica GW. Evidence of the efficacy and safety of house dust mite subcutaneous immunotherapy in elderly allergic rhinitis patients: a randomized, double-blind placebo-controlled trial. *Clin Transl Allergy.* 2017; 7: 43. [CrossRef](#) [PubMed](#)
- [140] Bożek A, Kolodziejczyk K, Warkocka-Szolysek B, Jarzab J. Grass pollen sublingual immunotherapy: a double-blind, placebo-controlled study in elderly patients with seasonal allergic rhinitis. *Am J Rhinol Allergy.* 2014; 28: 423-427. [CrossRef](#) [PubMed](#)