

Relay Cross Metathesis for the Iterative Construction of Terpenoids and Synthesis of a Diterpene-Benzoate Macrolide of Biogenetic Relevance to the Bromophycolides

Karim A. Bahou, D. Christopher Braddock,* Adam G. Meyer, and G. Paul Savage



Cite This: *Org. Lett.* 2020, 22, 3176–3179



Read Online

ACCESS |



Metrics & More

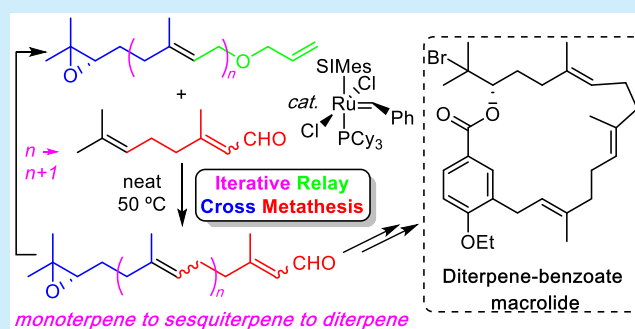


Article Recommendations



Supporting Information

ABSTRACT: We report a relay cross metathesis (ReXM) reaction for the construction of terpenoids in an iterative protocol. The protocol features the cross metathesis of a relay-actuated $\Delta^{6,7}$ -functionalized C_{10} -monoterpenoid alcohol with C_{10} -monoterpenoid citral to form a C_{15} -sesquiterpene. Subsequent functional group manipulation allows for the method to be repeated in an iterative fashion. The method is used for the synthesis of a diterpene-benzoate macrolide of biogenetic relevance to the bromophycolide family of natural products.



Terpenoids, consisting of “head-to-tail” and “head-to-head” arrangements of five-carbon isoprene units, are a diverse and very large class of linear and (poly)cyclic naturally occurring biomolecules with more than 40,000 distinct chemical structures, thereby accounting for approximately 60% of known natural products.¹ They mediate vital biological functions including light harvesting and photo-oxidative protection, lipid membrane modulation, electron transport, intercellular signaling as hormones, and interspecies defense among others.² Traditional herbal remedies from plants have utilized the medicinal benefits of terpenoids for centuries,¹ with the subsequent development of terpenoid derivatives (e.g., steroidal medicines) as blockbuster drugs in the 20th century through to the present day.³ While a comprehensive account of their biogenesis is beyond the scope of this document, it is important to note that (poly)cyclic terpenoids all arise from their linear precursors.⁴ Nature assembles these linear precursors by enzyme-mediated sequential addition of C_5 units of isopentenyl pyrophosphate (IPP) to (C_5)_n-terpenyl pyrophosphates in the mevalonate pathway (Figure 1a).⁵ However, despite the long-term recognition that these linear compounds are essentially C_5 -repeating isoprene units, a general and iterative chemical protocol for their synthesis—using naturally occurring, terpenoid building blocks—does not exist.⁶ We recently reported an olefin cross metathesis reaction between relay-actuated $\Delta^{6,7}$ -functionalized monoterpenoid alcohols with trisubstituted alkenes as partner olefins to form new trisubstituted alkenes (Figure 1b).⁷ We now report that the use of readily available and nonexpensive citral as the partner olefin—a monoterpenoid with two electronically distinguishable alkenes—allows for the iterative construction

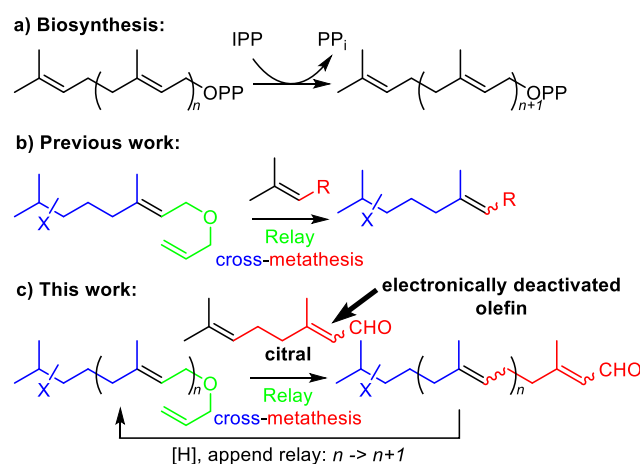


Figure 1. (a) Terpene biosynthesis via sequential addition of C_5 units of isopentenyl pyrophosphate (IPP). (b) Previously reported cross metathesis reaction between relay-actuated $\Delta^{6,7}$ -functionalized monoterpenoid alcohols with trisubstituted alkenes to form new trisubstituted alkenes. (c) Relay cross metathesis for the iterative construction of terpenoids.

Received: March 13, 2020

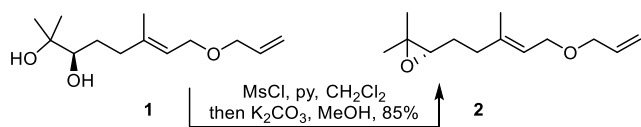
Published: March 31, 2020



of terpenoids in line with the above aims (Figure 1c).⁸ Furthermore, we report the application of this method for the synthesis of a diterpene-benzoate macrolide of biogenetic relevance to the bromophycolide natural product family.

To commence our investigations enantiopure epoxide **2**, as a relay-actuated $\Delta^{6,7}$ -functionalized monoterpene derivative, was prepared from diol **1**⁷ using the method of Corey et al. (Scheme 1).⁹ Using our previously identified conditions (10

Scheme 1. Synthesis of Relay-Modified $\Delta^{6,7}$ -Functionalized Monoterpene **2**



mol % ruthenium benzylidene precatalyst **5**,¹⁰ alkene [5 equiv], 50 °C, 1 h),⁷ attempted relay cross metathesis reaction¹¹ between epoxide **2** and citral (**3**)^{12,13} to give C₁₅-sesquiterpenoid **4** using **5** was unsuccessful (Table 1, entry 1). Further attempts with 10 equiv of **3** (entry 2) or at room temperature (entry 3) or with 2 mol % catalyst loading (entry 4) also failed. In these attempts, truncated olefin **6** was observed in the ¹H NMR spectra of the crude reaction

Table 1. ReXM of Relay-Actuated $\Delta^{6,7}$ -Functionalized Monoterpene **2** with Citral (**3**) Using GII Catalyst (**5**)^a

entry	equiv of 3	mol % 5	T (°C)	additive(s) (mol %)	% yield ^b
1	5	10	50		0 ^c
2	10	10	50		0 ^c
3	5	10	RT		0 ^c
4	5	2	50		0 ^c
5	5	10	50	pBQ (20)	0 ^c
6	5	10	50	AcOH (20)	64
7	5	10	70	AcOH (20)	19
8	5	10	RT	AcOH (20)	0 ^c
9	10	10	50	AcOH (20)	30
10	5	2	50	AcOH (20)	4
11	5	10	50	AcOH (20), CuI (15)	68
12	5	20	50	AcOH (20)	80
13	5	20	50	AcOH (20), CuI (30)	84
14	5	20	50	AcOH (40), CuI (30)	88
15	5	10 ^d	50	AcOH (20)	14

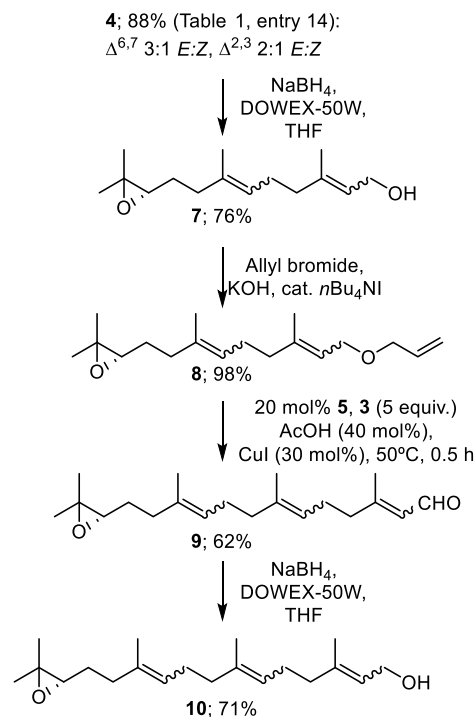
^aReactions conducted on a 0.25 mmol scale. ^bIsolated yields of sesquiterpene **4** after chromatography; E/Z ratio determined as ca. 3:1 at the newly formed olefin ($\Delta^{6,7}$) and as ca. 2–3:1 at the α,β -unsaturated aldehyde by ¹H NMR and assigned on the basis of characteristic ¹³C NMR shielded methyl resonances for E-isomers (see the Supporting Information). ^cPurification not attempted due to complex mixtures of products. ^dHoveyda–Grubbs II catalyst employed.

mixtures, along with a triplet with a characteristic coupling constant of 9.6 Hz that we attributed to 2,3-dihydrofuran,¹⁴ implicating ruthenium hydride-induced isomerization of the expected 2,5-dihydrofuran byproduct.

Known hydride scavengers 1,4-benzoquinone (pBQ, entry 5) and AcOH (entry 6) were therefore explored as possible additives for the reaction.¹⁵ Pleasingly, the use of AcOH was beneficial, and C₁₀-monoterpene epoxide **2** now underwent smooth ReXM with C₁₀-monoterpene citral (**3**) to provide C₁₅-sesquiterpene **4** in good yield (entry 6). The effect of temperature (entries 7 and 8), equivalents of citral (**3**) (entry 9), and catalyst loading (entry 10) were also explored, with lower yields obtained. Further addition of CuI¹⁶ (entry 11) was found to be beneficial, as was increasing the catalyst loading (20 mol %, entry 12). Increasing quantities of added CuI and AcOH (entries 13–14) resulted in a higher yield, providing a final optimized yield of 88% for this challenging transformation. We note that the use of Grubbs II catalyst (**5**) is important in this process: the use of the Hoveyda–Grubbs II catalyst¹⁷ (entry 15) under conditions that worked well (cf. entry 6) for catalyst **5** surprisingly gave only a low yield of product from a complex product mixture.

We then turned our attention to demonstrating that the protocol is suitable for iteration (Scheme 2). Accordingly,

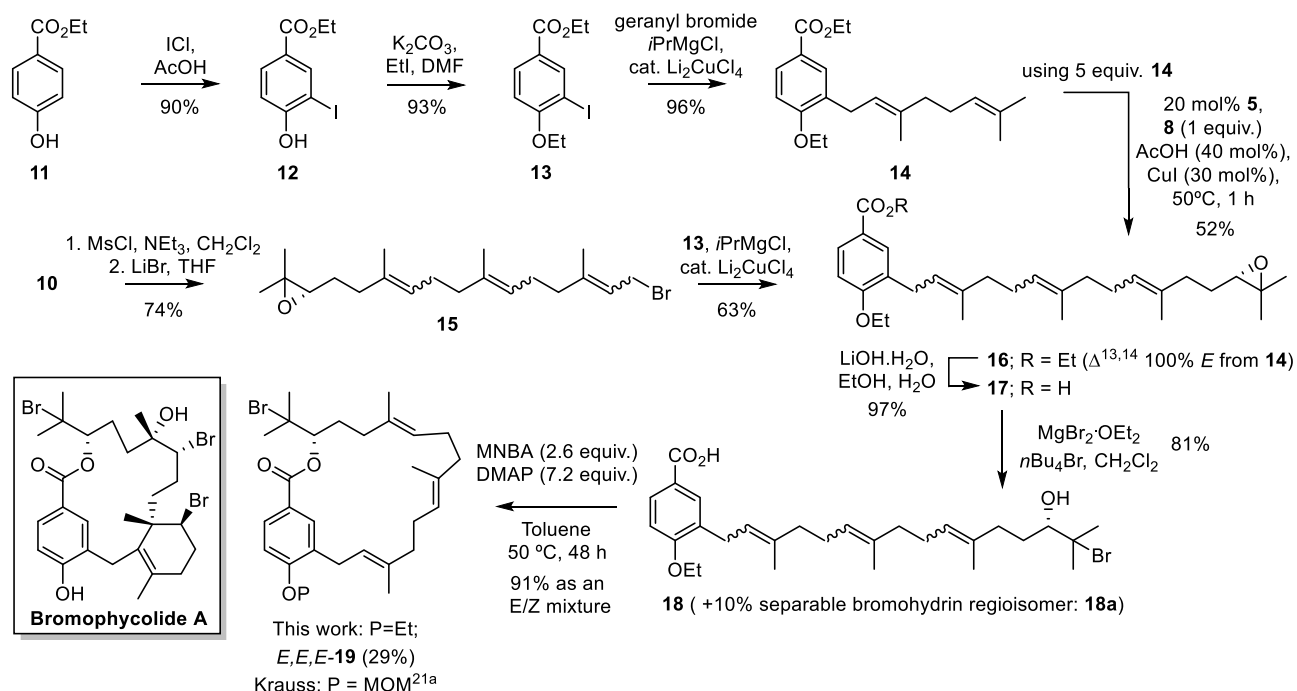
Scheme 2. Iterative Reduction-Allylation-ReXM



aldehyde **4** was reduced¹⁸ to alcohol **7** and O-allylated¹⁹ to provide C₁₅-relay metathesis substrate **8**. A second ReXM with citral (**3**), using the optimized conditions developed above, now produced C₂₀-diterpene **9**,²⁰ which could be readily reduced to the C₂₀-alcohol **10** as the first step of a further iteration.

With the ability to synthesize enantiopure, $\Delta^{14,15}$ regioselectively functionalized geranylgeraniol **10**, we now targeted diterpene-benzoate macrolide **19** (P = Et), pertinent as a putative biogenetic precursor of the bioactive bromophycolide halogenated natural product family (Scheme 3).²¹ Accordingly,

Scheme 3. Synthesis of Diterpene-Benzoate Macrolide 19 (P = Et) Pertinent to the Bromophycolide Family of Natural Products (cf. Structure of Bromophycolide A, Boxed, Bottom Left)^a



^aMNBA = 2-methyl-6-nitrobenzoic anhydride; DMAP = 4-dimethylaminopyridine.

aryl iodide **13** was produced in a two-step sequence from ethylparaben **11**. Alcohol **10** was converted to its bromide **15** and coupled to aryl iodide **13** to give diterpene-benzoate **16**. Alternatively, taking advantage of our previous observation⁷ that prenylbenzene was unreactive to the ReXM conditions, geranyl benzoate **14** was combined in excess (5 equiv) with relay sesquiterpenoid **8** to also provide diterpene-benzoate **16** in good yield. Subsequent ester hydrolysis gave acid **17** and regioselective epoxide ring-opening with bromide gave bromohydrin **18**, which was readily separated away from its minor bromohydrin regioisomer **18a**. With the scene now set for macrocyclization, we anticipated that the inseparable *E/Z* alkene isomers that had built up in the ReXM iteration sequence²² would become chromatographically distinguishable upon conversion to conformationally constrained rings. Much to our delight, Shiina macrolactonization²³ of seco acid **18** proceeded with high conversion of substrate (91%) and provided (*E,E,E*)-macrocyclic component **19** (P = Et) as the major macrocyclic component (29%) which was readily separable from the other more polar *Z*-olefin containing macrocycles.²⁴

In conclusion, we have demonstrated the use of a relay cross metathesis reaction between a relay-actuated $\Delta^{6,7}$ -functionalized monoterpenoid and citral as readily available, inexpensive and naturally occurring building blocks. This methodology allows the unprecedented construction of terpenoids in a C_{5n} to $C_{5(n+1)}$ fashion (from a monoterpene, to a sesquiterpene, to a diterpene) via an iterative ReXM-reduction-relay installation sequence. Although the iterative protocol necessarily gives rise to geometrical mixtures of products because of the current limitations of olefin metathesis catalysts for the formation of geometrically pure trisubstituted olefins, we have used the method to construct an enantiomerically and geometrically pure diterpene-benzoate macrolide of relevance to bioactive substances from marine organisms. The method

reported should allow for the synthesis of myriad bespoke terpenes.^{25,26}

■ ASSOCIATED CONTENT

Supporting Information

The Supporting Information is available free of charge at <https://pubs.acs.org/doi/10.1021/acs.orglett.0c00935>.

General experimental section; experimental details and characterizing data for compounds; comparison of ¹H and ¹³C NMR shifts of *E,E,E*-**19** (P = Et) vs *E,E,E*-**19** (P = MOM); copies of ¹H and ¹³C spectra for all compounds (PDF)

■ AUTHOR INFORMATION

Corresponding Author

D. Christopher Braddock – Department of Chemistry, Molecular Sciences Research Hub, Imperial College London, London W12 0BZ, United Kingdom; orcid.org/0000-0002-4161-7256; Email: c.braddock@imperial.ac.uk

Authors

Karim A. Bahou – Department of Chemistry, Molecular Sciences Research Hub, Imperial College London, London W12 0BZ, United Kingdom; orcid.org/0000-0002-8302-5283
Adam G. Meyer – CSIRO Manufacturing, Jerry Price Laboratory, Clayton, Victoria 3168, Australia
G. Paul Savage – CSIRO Manufacturing, Jerry Price Laboratory, Clayton, Victoria 3168, Australia; orcid.org/0000-0001-7805-8630

Complete contact information is available at: <https://pubs.acs.org/doi/10.1021/acs.orglett.0c00935>

Notes

The authors declare no competing financial interest.

ACKNOWLEDGMENTS

We thank CSIRO and Imperial College London for a studentship (to K.A.B.) and the EPSRC (Grant No. EP/P030742/1 to D.C.B.) for financial support.

REFERENCES

- (1) Firm, R. *Nature's Chemicals: The Natural Products that Shaped Our World*; Oxford University Press: Oxford, 2010.
- (2) Breitmaier, E. *Terpenes: Flavors, Fragrances, Pharmacology, Pheromones*; Wiley-VCH: Weinheim, 2006.
- (3) For a pictorial "Top pharmaceuticals", see: <http://njardarson.lab.arizona.edu/content/top-pharmaceuticals-poster> (2019-06-11).
- (4) Barton, D. H. R.; Meth-Cohn, O.; Nakanishi, K. *Isoprenoids Including Cartenoids and Steroids*. In *Comprehensive Natural Product Chemistry*; Cane, D. E., Ed.; Pergamon: Elmsford, NY, 1999; Vol. 2.
- (5) Miziorko, H. M. Enzymes of the mevalonate pathway of isoprenoid biosynthesis. *Arch. Biochem. Biophys.* **2011**, *505*, 131–143.
- (6) For a solid-phase synthesis of solanesol, see: (a) Yu, X.; Wang, S.; Chen, F. Solid-Phase Synthesis of Solanesol. *J. Comb. Chem.* **2008**, *10*, 605–610. For the use of organometallic methodology using specialisediodoalkene fragments, see: (b) Negishi, E.-i.; Liou, S.-Y.; Xu, C.; Huo, S. A Novel, Highly Selective, and General Methodology for the Synthesis of 1,5-Diene Containing Oligoisoprenoids of All Possible Geometrical Combinations Exemplified by an Iterative and Convergent Synthesis of Coenzyme Q10. *Org. Lett.* **2002**, *4*, 261–264.
- (7) Bahou, K. A.; Braddock, D. C.; Meyer, A. G.; Savage, G. P.; Shi, Z.; He, T. A Relay Strategy Actuates Pre-Existing Trisubstituted Olefins in Monoterpenoids for Cross Metathesis with Trisubstituted Alkenes. *J. Org. Chem.* **2020**, DOI: 10.1021/acs.joc.0c00067, and references cited therein.
- (8) For a recent review on metathesis of terpenes, see: Bruneau, C.; Fischmeister, C.; Mandelli, D.; Carvalho, W.; dos Santos, E.; Dixneuf, P.; Sarmiento Fernandes, L. Transformations of Terpenes And Terpenoids Via Carbon-Carbon Double Bond Metathesis. *Catal. Sci. Technol.* **2018**, *8*, 3989–4004.
- (9) Corey, E. J.; Noe, M. C.; Shieh, W.-C. A Short and Convergent Enantioselective Synthesis of (3S)-2,3-Oxidosqualene. *Tetrahedron Lett.* **1993**, *34*, 5995–5998.
- (10) Scholl, M.; Ding, S.; Lee, C. W.; Grubbs, R. H. Synthesis and Activity of a New Generation of Ruthenium-Based Olefin Metathesis Catalysts Coordinated with 1,3-Dimesityl-4,5-dihydroimidazol-2-ylidene Ligands. *Org. Lett.* **1999**, *1*, 953–956.
- (11) For the original relay strategy as applied to relay ring closing metathesis, see: Hoyer, T. R.; Jeffrey, C. S.; Tennakoon, M. A.; Wang, J.; Zhao, H. Relay Ring-Closing Metathesis (RRCM): A Strategy for Directing Metal Movement Throughout Olefin Metathesis Sequences. *J. Am. Chem. Soc.* **2004**, *126*, 10210–10211.
- (12) The use of citral (**3**) as an *E/Z* enal mixture should be unimportant in the subsequent iteration, since the same ruthenium alkylidene should be formed after initial relay metathesis from either of the original $\Delta^{2,3}$ geometries of, e.g., farnesol allyl ether **8**. The experiments previously conducted with nerol vs geraniol derived O-allyl epoxides⁷ are consistent with this expectation.
- (13) Citral (**3**) has recently been reported as a cross metathesis partner with terminal alkenes: Sapkota, R. R.; Jarvis, J. M.; Schaub, T. M.; Talipov, M. R.; Arterburn, J. B. Bimolecular Cross-Metathesis of a Tetrasubstituted Alkene with Allylic Sulfones. *ChemistryOpen* **2019**, *8*, 201–205.
- (14) However, despite the characteristic *J* value, the chemical shift of 4.12 ppm does not match the literature chemical shift of 4.30 ppm (CDCl₃). A referee suggested that this might instead be due to R₂C=CHCH₂CH₂OCH=[Ru] (from ring-opening of 2,3-dihydrofuran).
- (15) Hong, S. H.; Sanders, D. P.; Lee, C. W.; Grubbs, R. H. Prevention of Undesirable Isomerization during Olefin Metathesis. *J. Am. Chem. Soc.* **2005**, *127*, 17160–17161.
- (16) Voigttritter, K.; Ghorai, S.; Lipshutz, B. H. Rate Enhanced Olefin Cross Metathesis Reactions: The Copper Iodide Effect. *J. Org. Chem.* **2011**, *76*, 4697–4702.
- (17) Garber, S. B.; Kingsbury, J. S.; Gray, B. L.; Hoveyda, A. H. Efficient and Recyclable Monomeric and Dendritic Ru-Based Metathesis Catalysts. *J. Am. Chem. Soc.* **2000**, *122*, 8168–8179.
- (18) Zeynizadeh, B.; Shirini, F. Mild and Efficient Reduction of α,β -Unsaturated Carbonyl Compounds, α -Diketones and Acylolins with Sodium Borohydride/Dowex1-x8 System. *Bull. Korean Chem. Soc.* **2003**, *24*, 295–298.
- (19) Rao, H. S.; Senthilkumar, S. P. A Convenient Procedure for the Synthesis of Allyl and Benzyl Ethers from Alcohols and Phenols. *Proc. - Indian Acad. Sci., Chem. Sci.* **2001**, *113*, 191–196.
- (20) After the second iteration, it was no longer possible to determine the three *E:Z* ratios at $\Delta^{2,3}$, $\Delta^{6,7}$, and $\Delta^{10,11}$ in compound **9** by NMR methods.
- (21) The synthesis of macrocycle **19**, as a MOM-protected phenol, has previously been reported: (a) Lin, H.; Pochapsky, S. S.; Krauss, I. J. A Short Asymmetric Route to the Bromophycolide A and D Skeleton. *Org. Lett.* **2011**, *13*, 1222–1225. For the original isolation of bromophycolides A–C, see: (b) Kubanek, J.; Prusak, A. C.; Snell, T. W.; Giese, R. A.; Hardcastle, K. I.; Fairchild, C. R.; Aalbersberg, W.; Raventos-Suarez, C.; Hay, M. E. Antineoplastic Diterpene-Benzoate Macrolides from the Fijian Red Alga *Callophycus serratus*. *Org. Lett.* **2005**, *7*, 5261–5264. For isolations of other members of the family, see: (c) Kubanek, J.; Prusak, A. C.; Snell, T. W.; Giese, R. A.; Fairchild, C. R.; Aalbersberg, W.; Hay, M. E. Bromophycolides C-I from the Fijian Red Alga *Callophycus serratus*. *J. Nat. Prod.* **2006**, *69*, 731–735. (d) Lane, A. L.; Stout, E. P.; Lin, A.-S.; Prudhomme, J.; Le Roch, K.; Fairchild, C. R.; Franzblau, S. G.; Hay, M. E.; Aalbersberg, W.; Kubanek, J. Antimalarial Bromophycolides J–Q from the Fijian Red Alga *Callophycus serratus*. *J. Org. Chem.* **2009**, *74*, 2736–2742. (e) Lin, A.-S.; Stout, E. P.; Prudhomme, J.; Le Roch, K.; Fairchild, C. R.; Franzblau, S. G.; Aalbersberg, W.; Hay, M. E.; Kubanek, J. Bioactive Bromophycolides R–U from the Fijian Red Alga *Callophycus serratus*. *J. Nat. Prod.* **2010**, *73*, 275–278.
- (22) On the basis of an approximate 3:1 *E:Z* alkene ratio for each of the two ReXM iterations and an approximate 2:1 *E:Z* alkene ratio for olefin derived from the α,β -unsaturated portion of citral (**3**), we estimate (*E,E,E*)-**16** to be the major component of the mixture at 37%.
- (23) Shiina, I.; Kubota, M.; Oshiumi, H.; Hashizume, M. An Effective Use of Benzoic Anhydride and Its Derivatives for the Synthesis of Carboxylic Esters and Lactones: A Powerful and Convenient Mixed Anhydride Method Promoted by Basic Catalysts. *J. Org. Chem.* **2004**, *69*, 1822–1830.
- (24) The olefin geometry of **19** was established as *E,E,E* by the presence of characteristic (shielded) ¹³C NMR resonances at δ 16.5, 15.9, and 15.0 ppm (for *E*-olefins) and the absence of ¹³C NMR resonances between 22 and 24 ppm (for *Z*-olefins). See, e.g., for *E*- and *Z*-8-(3,3-dimethyloxiran-2-yl)-6-methyloct-5-en-2-one: Watanabe, Y.; Laschat, S.; Budde, M.; Affolter, O.; Shimada, Y.; Urlacher, V. B. Oxidation of Acyclic Monoterpenes by P450 BM-3 Monooxygenase: Influence of the Substrate *E/Z*-isomerism on Enzyme Chemo- and Regioselectivity. *Tetrahedron* **2007**, *63*, 9413–9422.
- (25) ¹H NMR, ¹³C NMR, IR, and MS data are available via a data repository as Bahou, K. A.; Braddock, D. C. *Imperial College HPC Data Repository*, 2019. DOI: 10.14469/hpc/6103 (accessed 2020-01-29).
- (26) The first version of this article was deposited to the ChemRxiv preprint server on June 13, 2019. DOI: 10.26434/chemrxiv.8267837.v1.