

# The Dose Response: Perceptions of People Living with HIV in the United States on Alternatives to Oral Daily Antiretroviral Therapy

Karine Dubé,<sup>1,2</sup> Shadi Eskaf,<sup>3</sup> David Evans,<sup>4</sup> John Saucedo,<sup>5</sup> Parya Saberi,<sup>5</sup> Brandon Brown,<sup>6</sup> Dawn Averitt,<sup>2,7</sup>  
Krista Martel,<sup>2,7</sup> Maria Meija,<sup>8</sup> Danielle Campbell,<sup>4</sup> Liz Barr,<sup>9</sup> John Kanazawa,<sup>1</sup> Kelly Perry,<sup>1</sup> Hirsch Patel,<sup>1</sup>  
Stuart Luter,<sup>1</sup> Tonia Poteat,<sup>2,10</sup> Judith D. Auerbach,<sup>2,7,11</sup> and David A. Wohl<sup>12</sup>

## Abstract

There are two concurrent and novel major research pathways toward strategies for HIV control: (1) long-acting antiretroviral therapy (ART) formulations and (2) research aimed at conferring sustained ART-free HIV remission, considered a step toward an HIV cure. The importance of perspectives from people living with HIV on the development of new modalities is high, but data are lacking. We administered an online survey in which respondents selected their likelihood of participation or nonparticipation in HIV cure/remission research based on potential risks and perceived benefits of these new modalities. We also tested the correlation between perceptions of potential risks and benefits with preferences of virologic control strategies and/or responses to scenario choices, while controlling for respondent characteristics. Of the 282 eligible respondents, 42% would be willing to switch from oral daily ART to long-acting ART injectables or implantables taken at 6-month intervals, and 24% to a hypothetical ART-free remission strategy. We found statistically significant gender differences in perceptions of risk and preferences of HIV control strategies, and possible psychosocial factors that could mediate willingness to switch to novel HIV treatment or remission options. Our study yielded data on possible desirable product characteristics for future HIV treatment and remission options. Findings also revealed differences in motivations and preferences across gender and other sociodemographic characteristics that may be actionable as part of research recruitment efforts. The diversity of participant perspectives reveals the need to provide a variety of therapeutic options to people living with HIV and to acknowledge their diverse experiential expertise when developing novel HIV therapies.

**Keywords:** antiretroviral therapy (ART), oral daily ART, long-acting ART, HIV cure research, HIV remission, people living with HIV, United States

<sup>1</sup>Public Health Leadership Program (PHLP), UNC Gillings School of Global Public Health, Chapel Hill, North Carolina.

<sup>2</sup>Women's Research Initiative on HIV/AIDS (WRI), Chapel Hill, North Carolina.

<sup>3</sup>Environmental Finance Center, UNC School of Government, Chapel Hill, North Carolina.

<sup>4</sup>Delaney AIDS Research Enterprise (DARE) Community Advisory Board, Los Angeles, California.

<sup>5</sup>Division of Prevention Sciences, Center for AIDS Prevention Studies (CAPS), University of California, San Francisco, San Francisco, California.

<sup>6</sup>Department of Social Medicine, Population and Public Health, Center for Healthy Communities, University of California, Riverside School of Medicine, Riverside, California.

<sup>7</sup>The Well Project, Norwich, Vermont.

<sup>8</sup>The Well Project Community Advisory Board, Tamarac, Florida.

<sup>9</sup>AIDS Clinical Trials Group (ACTG) Community Scientific Subcommittee Representative, Baltimore, Maryland.

<sup>10</sup>UNC Department of Social Medicine, School of Medicine, Chapel Hill, North Carolina.

<sup>11</sup>School of Medicine, University of California, San Francisco, San Francisco, California.

<sup>12</sup>Institute of Global Health and Infectious Diseases (IGHID), University of North Carolina, Chapel Hill, North Carolina.

## Introduction

THE DEVELOPMENT OF oral combined antiretroviral therapy (ART) has transformed the HIV epidemic in the United States and many other countries by allowing people living with HIV (PLWHIV) to mitigate AIDS-related complications and prevent HIV transmission.<sup>1,2</sup> Most PLWHIV take single-pill combination ART regimens and lead lives minimally encumbered by HIV-related side effects.<sup>3</sup> Several highly effective classes of ART require daily dosing.<sup>4</sup> However, sustained high levels of ART adherence remain a challenge and do not lead to cure.<sup>3,5</sup> Two simultaneous major advances in HIV therapeutics are occurring: (1) long-acting (e.g., 1/month) ART formulations, which will soon be available in clinics across the United States and elsewhere,<sup>6</sup> and (2) progress in global research aimed at conferring sustained ART-free HIV remission, with more than 250 ongoing or completed clinical trials.<sup>7,8</sup>

Long-acting ART should address some challenges with daily oral therapy (e.g., pill fatigue and other barriers to medication adherence).<sup>9–11</sup> Possible advantages include the following: simplified dosing schedules, decreased side effects, enhanced quality of life, and/or mental well-being.<sup>9,10,12</sup> Long-acting ART may also provide advantages to specific populations (e.g., homeless or unstably housed individuals and those with mental illness who have difficulty accessing daily ART). Drawbacks include the need for patients to adhere to clinic visits for injections or implants. Two long-acting intramuscular injectable agents are currently in Phase III drug development trials, including cabotegravir (CAB) and rilpivirine (RPV), which are coadministered monthly or bi-monthly.<sup>6</sup> Long-acting ART could be available in U.S. clinics as early as 2020.

Products aimed at conferring sustained ART-free HIV remission are concurrently under early-phase investigation. These HIV remission research strategies include, but are not limited to, early ART, immune-based strategies, stem cell transplantations, gene editing approaches, and latency reversing agents. These may be used alone or in combination.<sup>5</sup> The aim of these approaches would be to temporarily or permanently allow PLWHIV to discontinue ART while maintaining viral suppression. HIV remission studies represent an inverted scenario from the early days of the HIV epidemic when PLWHIV joined clinical trials in the hope of staying alive<sup>13–15</sup>). Nowadays, PLWHIV are asked to take risks to advance HIV remission science without expectation of direct clinical benefits.<sup>16,17</sup>

The importance of patient perspectives in HIV treatment and remission development is becoming clearer, as research on HIV therapies is an increasingly crowded field with newly emerging and complex product profiles.<sup>18</sup> Regulatory agencies such as the U.S. Food and Drug Administration (FDA) prioritize patient preference in the drug development process.<sup>19</sup> In 2014, the FDA's Patient-Focused Drug Development Initiative on HIV remission research released the *Voice of the Patient* report providing testimonials from PLWHIV and community advocates on the impact of HIV and its management.<sup>20</sup> Findings from this report could be enhanced by incorporating scientific evidence on preferences from a broader community of PLWHIV.<sup>21</sup>

We previously published data regarding patient willingness to participate and take risks in various types of HIV

remission research in the United States.<sup>16,22</sup> Nevertheless, we know little about the perceptions of PLWHIV regarding emerging HIV therapies (e.g., long-acting ART or HIV remission strategies). Therefore, we undertook a survey intended to quantify preferences around various HIV treatment or remission options. We focused on desirable product characteristics (e.g., acceptable risks or benefits) from the perspectives of a diverse sample of adults living with HIV in the United States. The primary survey outcome was respondents' preferences for virologic control strategies ("HIV control strategies"). These HIV control strategies included oral daily ART versus long-acting ART injectables, or implantables versus a hypothetical ART-free HIV remission strategy.

We also tested whether the perceived risks and benefits in HIV remission research differentially influenced participant willingness. Finally, we examined (1) whether specific characteristics of HIV treatment and remission options affected likelihood of participating in research and to accept new regimens and (2) how preferences varied by demographic and health status characteristics. For consistency, in the survey we used the term "treatment" to refer to ART, while we used the National Institutes of Health (NIH)-endorsed term "remission" to denote research toward an HIV cure.<sup>8</sup> By HIV control strategies, we mean the three strategies aimed at keeping HIV suppressed—such as continuous systemic oral ART, continuous systemic long-acting ART, and non-ART remission.

## Methods

From May to August 2018, we administered an online, nationwide survey via Qualtrics (Provo, UT), using a cross-sectional design. Survey questions were developed in collaboration with community members (D.A., K.M., M.M., D.C.) and included extensive review and pilot testing. Due to funding and institutional review board (IRB) restrictions, the survey focused on a U.S. sample of PLWHIV. Survey participant inclusion criteria were at least 18 years of age, living with HIV, willing to give their opinion on HIV treatment and ART-free HIV remission research strategies and remission options, and living in the United States or its territories. ART status was not used as an inclusion criterion. Participants had to check a box certifying they met all eligibility criteria. There were no stated exclusion criteria. Participants self-reported their state of residence. While no mechanism was programmed to prevent survey participation from outside of the United States, only U.S.-based groups were asked to join our sampling approach (details below).

We recruited participants via a convenience sample of PLWHIV who had subscribed to HIV treatment and cure listservs. These included the following: immune-based therapy, the Martin Delaney Collaboratories Towards an HIV Cure Community Advisory Boards (MDC CABs), the AIDS Clinical Trials Group (ACTG), the AIDS Treatment Activists Coalition (ATAC), The Body, POZ, and the Forum for Collaborative Research. In an effort to increase representation of women and people of color, the survey was also advertised on listservs hosted by The Well Project and the Positive Women's Network-USA (PWN-USA), whose constituencies include cisgender and transgender women living with HIV in the United States.<sup>22,23</sup> Recruitment posts referenced advancing

social sciences related to HIV treatment and ART-free remission-related research. To incentivize participation, 1 in 10 participants was randomly chosen to receive a \$20 U.S. Visa® gift card. Prospective participants were informed that they should begin the survey only if they could dedicate time to complete all the questions in one sitting. All participants completed an online informed consent form. The survey was approved by The University of North Carolina at Chapel Hill Non-Biomedical IRB (study #17-3084).

### Measures

**Respondent characteristics.** The survey included questions related to demographics, current health status and HIV medication, opinions and experiences about current HIV medications, and past participation in HIV research.

**Risk aversion versus benefit inclination for participation in HIV remission studies.** Respondents selected their likelihood of participation in ART-free HIV remission research based on 25 specific potential clinical or social risks on a 5-point Likert scale. Similarly, they rated 16 potential social, psychological, emotional, or supportive benefits that would increase their willingness to participate in HIV remission research on a 5-point Likert scale.

To represent the likelihood of participation in ART-free HIV remission research, two composite scores were created based on each respondent's overall relative risk aversion and benefit inclination. Composite scores were percentile rankings of each individual's aggregated responses to the risk and benefit questions relative to all other survey respondents. Relative risk aversion was the percentage of all other survey respondents who had lower risk-averse responses cumulative over all risk questions (except for two questions related to childbearing due to gender/sex bias in response). The higher the relative risk aversion score, the more risk-averse respondents were relative to other survey participants. Relative benefit inclination was the percentage of all other survey respondents who had lower benefit-motivated responses cumulative over all benefits questions. The higher the relative benefit inclination score, the more motivated respondents were by perceived benefits relative to other survey participants. Relative risk aversion and relative benefit inclination were used as key independent variables in the multivariate regression models.

**Perceived improvements over current HIV medication.** Respondents were asked to rate the perceived improvement of 12 different potential outcomes of participating in HIV control strategies over their current HIV medication strategy on a 5-point Likert scale.

**HIV control strategies.** For their preferred HIV control strategy, respondents were asked to make a hypothetical choice between the following: (1) standard oral daily HIV medications, (2) long-acting ART injectables or implantables that last for 1, 2, or 6 months, or (3) a new, less understood strategy that might keep HIV in remission for an unspecified "long time." This question was a single categorical variable, treated as the dependent variable in the bivariate and multivariate analyses to test correlations between the mutually exclusive choices in HIV control strategies and other re-

spondent characteristics. "I don't know" responses were recorded in the descriptive summary statistics and removed from bivariate and multivariate analyses.

**Scenario choices.** The survey listed seven hypothetical scenarios with different ART-free HIV remission strategies having possible negative health consequences in exchange for no longer having to take oral ART. All scenarios started with the prompt: "How likely would you be to choose a new HIV remission strategy over standard daily HIV medication if..." The seven presented scenarios were as follows: (1) no longer taking daily pills, but having to go to the laboratory or clinic more often, (2) no longer taking daily pills, but having a small chance of passing HIV to a sexual partner, (3) taking a new approach with worse initial side effects that would eventually fade, (4) a risk of developing health problems (e.g., cancer) later in life, (5) having to stop taking HIV medications to see if the virus would come back, (6) no increase in life expectancy, and (7) no increase in quality of life.

Respondents were asked to choose between the following 5-point Likert scale responses: (1) not at all, (2) somewhat unlikely, (3) neither likely nor unlikely, (4) moderately likely, or (5) very likely (to switch to the new HIV remission strategy) under each scenario. This created an ordinal variable for each scenario and provided the dependent variable in the bivariate and multivariate analyses testing correlations between the increased likelihood to switch to a hypothetical HIV remission strategy and other respondent characteristics. "I don't know" responses were recorded in the descriptive summary statistics but were removed from bivariate and multivariate analyses.

**Acceptable trade-offs.** Respondents were asked about the hypothetical acceptability of five different trade-offs to switching to a new HIV remission strategy, using a Likert-type response scale. These five trade-offs were as follows: (1) having injections or infusions every few weeks for several months before they started working, (2) modest temporary changes to one's appearance, (3) enduring mild to moderate pain, (4) uncertainty about the new strategy working (with the possibility of having to return to standard HIV medication), and (5) changes in mental health status (e.g., anxiety or depression).

We provided definitions of all risks, benefits, improvements, strategies, scenario choices, and trade-offs in lay terms that were vetted by community members (D.A., K.M., M.M., D.C.). We randomized many categorical responses to prevent anchoring effects. Respondents were not required to answer all survey questions to advance in the survey.

### Bivariate analyses

We ran bivariate correlation tests to determine whether respondent characteristics (e.g., demographics, current health status and HIV medication, and past participation in HIV research) were significantly correlated with preference for HIV control strategy and/or responses to the seven scenario choices.

**HIV control strategies.** Logistic models were used to test and report the odds ratio (OR) of each of the five categorical choices of HIV control strategies against each of the respondent characteristics.

**Scenario choices.** Ordered logistic models were used to test the bivariate correlations between the ordinal variables measuring the 5-point Likert scale responses to the seven HIV remission scenarios and respondent characteristics. The OR for choosing a higher answer, indicating a greater willingness to switch to a new HIV remission strategy, was calculated for each scenario and respondent characteristic pairing.

For all bivariate analyses, only statistically significant (at the 0.05 level) ORs are reported.

#### *Multivariate analyses*

We ran multivariate regression models to test whether perceptions of potential risks and benefits were significantly correlated with preferences for HIV control strategies and/or responses to scenario choices, while controlling for respondent characteristics. Independent variables throughout were relative risk aversion and benefit inclination scores and respondent characteristics.

**HIV control strategies.** We tested associations with the categorical dependent variable of preference for HIV control strategy. Only a small number of people chose long-acting ART taken at 1- or 2-month intervals. Consequently, we combined these responses with long-acting ART taken at 6-month intervals. This combination converted the stated preference for HIV control strategy to three mutually exclusive categorical choices: (1) daily oral ART ( $n=20$ ), (2) long-acting ART injectables or implantables taken at 1-, 2- or 6-month intervals ( $n=125$ ), or (3) a new ART-free HIV remission strategy ( $n=55$ ). A multinomial logit regression model was used to test respondents' relative risk aversion and relative benefit inclination on their stated preferences, controlling for all other variables. We hypothesized that respondents with higher relative risk aversion scores and lower relative benefit inclination scores were more likely to choose oral daily pills over alternative HIV control strategies.

**Scenario choices.** We tested associations with ordinal dependent variables of the likelihood of being willing to switch to a new remission strategy under each of the seven scenarios. Ordered logistic regression models were used to test respondents' relative risk aversion and relative benefit inclination on greater willingness to switch to a new HIV remission strategy under each of the scenarios when controlling for all other variables. We hypothesized that higher relative risk aversion scores and lower relative benefit inclination scores would be associated with less willingness to switch to a new HIV remission strategy under all scenarios.

All statistical analyses were conducted using Stata (version 14; StataCorp, College Station, TX).

## **Results**

### *Survey respondents*

In total, 282 eligible respondents completed the survey: 63% were cisgender men, 35% cisgender women, 1% transgender women, and 1% did not specify a gender. Participants were racially and ethnically diverse: 65% were white/Caucasian, 24% black/African American, 4% Asian, 4% multiracial, and 3% other, and 12% had Hispanic heritage. Mean participant age was 47 years, and 86% had at least some college

education. Demographic characteristics of survey respondents are summarized in Table 1. Due to attrition during the survey, sample sizes declined from  $n=282$  for initial questions to  $n=220$  for final questions. Therefore, 95% confidence intervals (95% CIs) range from  $\pm 5.84\%$  to 6.61% for descriptive survey responses.

### *Descriptive results and differences by gender/sex*

Nearly all survey respondents (99%) were taking ART. Most respondents (87%) were taking once-daily ART, 12% reported taking twice-daily ART, and 1% took ART thrice-daily or more. About 30% reported experiencing side effects from their HIV medications that did not bother them too much, while 10% reported side effects from HIV medications that bothered them a great deal. Over two-thirds (71%) were grateful to have medications that kept them healthy. Forty-seven percent reported that taking HIV medications made them feel in control of their health. Table 2 summarizes respondents' experiences with current HIV medications.

When asked to assess their own health status on a scale of 0% (poor) to 100% (excellent), 91% of respondents reported a score  $\geq 50\%$  denoting self-perceived good health. The three most common reasons for perceived poor health among the 27 respondents with a health status rating below 50% were: (1) mental health challenges (17/24), (2) ART-related side effects (14/24), and (3) physical illness not related to HIV infection (10/24). Of all the survey respondents, 21% had ever volunteered for an HIV treatment study and 10% had ever volunteered for an HIV remission study. The most stated reason respondents did not participate in HIV remission research was not knowing about studies (71%), followed by transportation issues (16%) and ineligibility (16%) (Table 3).

**Risk aversion for participation in HIV remission studies.** The mean relative risk aversion score for all respondents was 42.7 ( $n=241$ , standard deviation [sd]=22.8). The minimum was 0 (not at all risk averse) and the maximum was 100 (completely risk averse). The main deterrent to participation in HIV remission research was a fear of developing dementia or having difficulty thinking; 63% reported that this would demotivate them to a great or a very great extent. The top three clinical risks deterring participation in HIV remission research were (1) lasting physical pain or discomfort (55%), (2) developing ART-resistant virus (49%), and (3) significant changes to one's immune system (44%). In terms of perceived social risks, the fear of losing health insurance was the most prevalent deterrent (57%), followed by the risk of being treated poorly by study staff (44%), and the risk of transmitting HIV to a partner during treatment interruption (41%) (Supplementary Fig. S1).

When data were disaggregated by gender, cisgender and transgender women were more greatly demotivated by temporary physical pain or discomfort from procedures ( $p=.001$ ). Cisgender women were more greatly demotivated by the need to delay having children ( $p=.024$ ) compared with cisgender men (Fig. 1).

**Benefit inclination for participation in remission studies.** The mean relative benefit inclination score was 61.7 ( $n=230$ ;  $sd=25.6$ ). The minimum was 4.2 (very low motivation) and the maximum was 100 (total motivation).

TABLE 1. DEMOGRAPHIC CHARACTERISTICS OF SURVEY RESPONDENTS (UNITED STATES, 2018)

	n	%		n	%
Gender	<i>n</i> = 282		Region of residency	<i>n</i> = 272	
Cisgender woman	98	35	Northeast	43	16
Cisgender man	179	63	Midwest	32	12
Transgender woman	3	1	South	123	45
Transgender man	0	0	West	74	27
Nonbinary or gender queer	0	0	Race	<i>n</i> = 278	
Something else	1	0.4	White or Caucasian	182	65
Prefer not to answer	1	0.4	Black or African American	66	24
Sex assigned at birth	<i>n</i> = 280		Asian	10	4
Female	96	34	Native Hawaiian or other Pacific Islander	1	0.4
Male	184	66	Native American/Alaska Native	0	0
Age	<i>n</i> = 281		More than one race	12	4
Mean (years)	47		Other	7	3
Median (years)	49		Ethnicity	<i>n</i> = 271	
Minimum (years)	19		Hispanic or Latinx	32	12
Maximum (years)	72		Not Hispanic or Latino/Latina	226	83
Age groups (years)			Not sure/prefer not to answer	13	5
19–29	33	12	Highest level of formal education completed	<i>n</i> = 281	
30–39	52	19	Some high school, but no diploma	9	3
40–49	62	22	High school diploma or G.E.D.	31	11
50–59	90	32	Some college, but no diploma	84	30
60–72	44	16	2-year college degree	16	6
Marital status	<i>n</i> = 220		4-year college degree	77	27
Single, never married	98	45	Master's/professional degree or equivalent	51	18
Separated	4	2	Doctorate degree or equivalent	13	5
Divorced	34	15	Yearly household income	<i>n</i> = 220	
Widowed	10	5	Less than \$15,000	41	19
Living with a partner	29	13	\$15,000–\$25,000	28	13
Married, without children	23	10	\$25,001–\$50,000	56	25
Married, with children	15	7	\$50,001–\$75,000	24	11
Other	7	3	\$75,001–\$100,000	18	8
			More than \$100,000	43	20
			Prefer not to answer	10	5

GED, General Education Diploma.

Primary respondent motivators included the following: feeling good about helping other people with HIV (78%), contributing to research (77%), and helping future PLWHIV (76%). More than three-quarters (78%) of participants would to a great or very great extent be motivated by direct clinical benefits. Fifty-one percent of respondents would to a great or very great extent be motivated by monetary compensation (Supplementary Fig. S2). When data were disaggregated by gender, cisgender and transgender women were statistically significantly more motivated by having regular access to a study nurse ( $p = .039$ ), having someone to speak to about their HIV status ( $p = .001$ ), receiving support from family and friends ( $p < .001$ ), receiving financial compensation ( $p < .001$ ), being offered a full meal at the study site ( $p = .026$ ), and receiving support for transportation ( $p < .001$ ) (Fig. 2) than cisgender men.

Perceived improvements over current HIV medication. In terms of desirable characteristics of a potential HIV control strategy, the three most desired life-changing improvements

were as follows: (1) not having replication-competent HIV inside the body (83%), (2) no longer taking oral daily ART (59%), and (3) more confidence in not being able to pass HIV to others (59%). Categories that would represent no improvement pertained mostly to psychosocial factors, including (1) not feeling guilt or shame from having HIV (24%), (2) not feeling stigma from family, partners, or friends (23%), and (3) not feeling stigma from society (18%) (Supplementary Fig. S3). When data were disaggregated by gender, cisgender and transgender women were statistically more likely to consider not feeling guilt or shame from having HIV ( $p = .034$ ) and having a small HIV reservoir size, even without direct clinical benefit ( $p = .015$ ), to be life-changing improvements, compared with cisgender men (Fig. 3).

HIV control strategies. When given a choice between HIV control strategies, 9% of respondents would remain on daily oral ART, 6% would prefer long-acting ART injectable or implantable taken at 1-month intervals, 7% would prefer long-acting ART taken at 2-month intervals, 42% would

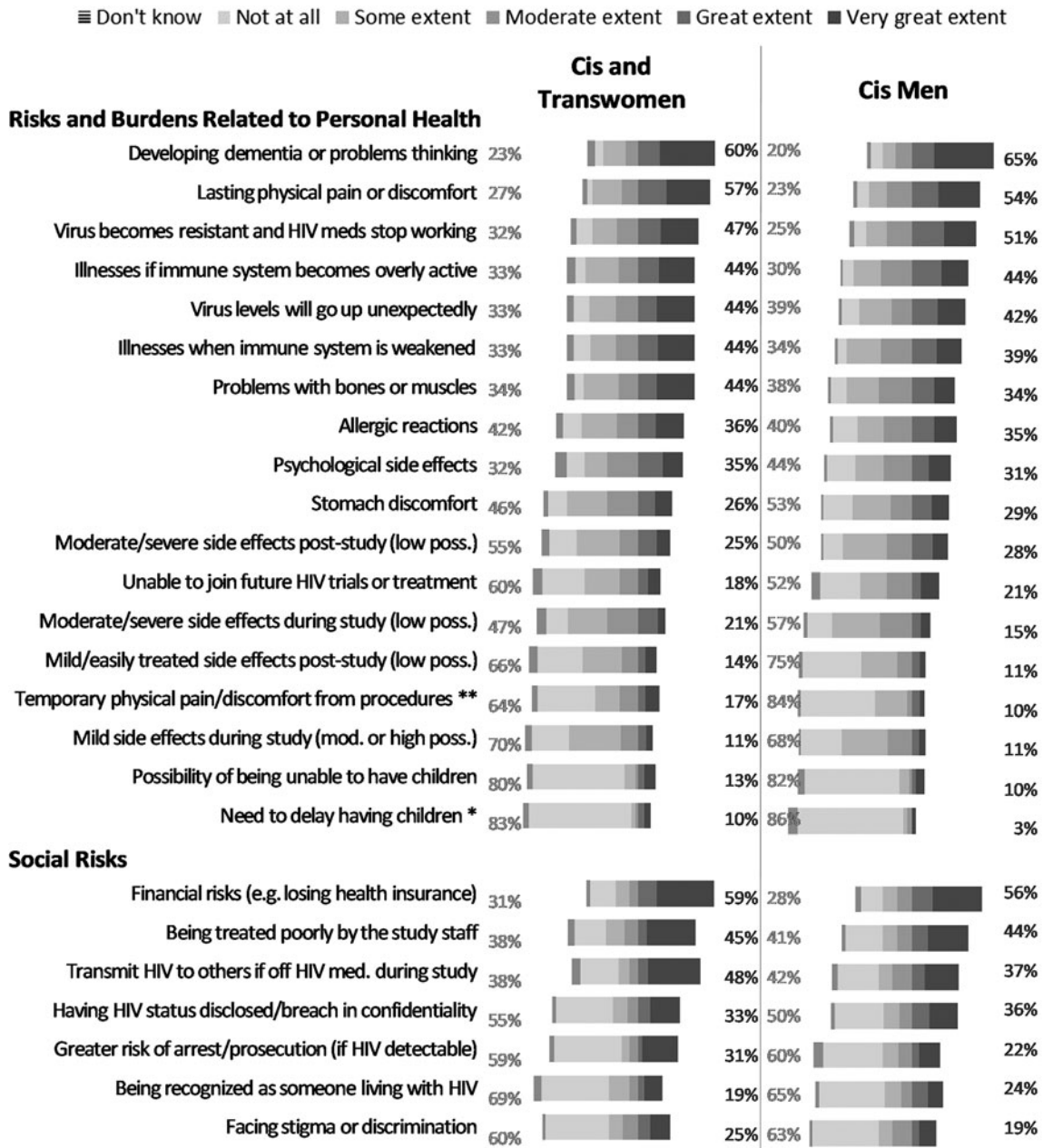
TABLE 2. EXPERIENCES WITH CURRENT HIV MEDICATION (ORAL DAILY ANTIRETROVIRAL THERAPY) (UNITED STATES, 2018)

	n	%
Currently taking HIV medication (ART)	<i>n</i> = 282	
Yes	279	99
No	3	1
Don't know/not sure	0	0
HIV medication regimen of the 279 respondents taking ART		
No. of ART pills or tablets taken per day	<i>n</i> = 279	
One pill per day	164	59
Two to three pills per day	94	34
Four or more pills per day	21	8
No. of times per day taking ART	<i>n</i> = 278	
Once per day	243	87
Twice per day	32	12
Three or more times per day	3	1
Interactions with food or other drugs affect timing of ART	<i>n</i> = 279	
Yes	66	24
No	196	70
Don't know/not sure	17	6
Feelings about HIV medication	<i>n</i> = 279	
Very grateful to have medication that is keeping me healthy	198	71
Taking medication makes me feel in control of my health and my life	130	47
Worry that I will not be able to afford or have access to my medication	96	34
Worry that my medication will stop working	68	24
Taking my medication causes me to feel badly about myself or my life	47	17
Side effects from HIV medication	<i>n</i> = 276	
Have side effects but they don't bother me too much	82	30
Have side effects and they bother me a great deal	28	10
Trouble taking HIV medication on time	<i>n</i> = 215	
Have no trouble taking my medication on time every day	194	90
Have trouble remembering to take my medication	23	11
Feeling on trying a completely different kind of HIV medication regimen (ART)	<i>n</i> = 278	
I would gladly try it	151	54
I would be worried about the side effects	138	50
I would feel anxious about it not working	110	40

ART, antiretroviral therapy.

TABLE 3. HISTORY AND INTEREST IN HIV-RELATED STUDIES (UNITED STATES, 2018)

	n	%
Ever volunteered for a study to test safety or efficacy of an ART drug or related drug	<i>n</i> = 278	
Yes	57	21
No	216	78
Don't know	5	2
Ever volunteered for a medical study respondent believed to be an HIV cure study	<i>n</i> = 278	
Yes	28	10
No	244	88
Don't know	6	2
Reasons why the 244 respondents did not participate in HIV cure studies	<i>n</i> = 243	
Did not know about them	173	71
Study site too far away/did not compensate for travel costs	40	16
Did not qualify for them	38	16
Frightened because it would stop HIV medications for some period of time	33	14
Frightened of side effects or negative health effects	24	10
Could not get away from work	16	7
Required too much time away from regular routine	12	5
Regular health provider recommended that I not participate	11	5
Friend or family member said that I shouldn't participate	4	2
Study did not cover childcare/family care costs involved in participation	1	0.4
Other	23	9
Currently in a study respondent believes to be an HIV cure study	<i>n</i> = 278	
Yes	9	3
No	266	96
Don't know	3	1



**FIG. 1.** Extent to which risk factors are “Likely to Stop” respondents from participating in an HIV cure-oriented study, by gender/sex (United States, 2018). Percentages on the *left* reflect the sum of “not at all” and “some extent” likelihood to stop respondent from participating in an HIV cure-oriented study. Percentages on the *right* reflect the sum of “very great extent” and “great extent” likelihood to stop respondent from participating in an HIV cure-oriented study. Excludes two respondents who did not specify their gender.  $n = 89-91$  for cis and trans women.  $n = 151-155$  for cis men. No transgender men participated in the survey. *Asterisks* indicate the factors for which the differences in percentages of choosing “very great extent”/“great extent” or “not at all”/“some extent” are statistically significantly different for cis and trans women than for cis men: \*\* $p < .01$ , \* $p < .05$ .

prefer long-acting ART taken at 6-month intervals, 24% indicated they would prefer a new ART-free HIV remission strategy about which less is known, and 12% selected “I don’t know.” When data were disaggregated by gender, cisgender and transgender women were more willing to switch a 6-month long-acting ART regimen compared with cisgender men ( $p = .020$ ). Cisgender men were more willing to try a new ART-free HIV remission strategy compared with cisgender and transgender women ( $p = .033$ ) (Fig. 4).

Scenario choices. In total, 46% of respondents would be very or moderately willing to switch to an HIV remission regimen if it meant no more daily ART even with additional clinic visits for monitoring. This was followed by 45% of respondents who would switch if the new strategy caused side effects initially that would improve over time. However, 49% of respondents would not at all or would be somewhat unlikely to switch if the HIV remission regimen would increase the risk for developing health problems later in life (e.g.,



**FIG. 2.** Degree by which factors increase respondents' willingness to participate in an HIV cure-oriented study, by gender/sex (United States, 2018). Percentages on the left reflect the sum of "not at all" and "some degree" by which respondent's willingness to participate in an HIV cure-oriented study would increase. Percentages on the right reflect the sum of "very great degree" and "great degree" by which respondent's willingness to participate in an HIV cure-oriented study would increase. Excludes two respondents who did not specify their gender.  $n=85-86$  for cis and trans women.  $n=145-146$  for cis men. No transgender men participated in the survey. Asterisks indicate the factors for which the differences in percentages of choosing "very great degree"/"great degree" or "not at all"/"some degree" are statistically significantly different for cis and trans women than for cis men: \*\* $p < .01$ , \* $p < .05$ .

cancer). Furthermore, 59% would not at all or be somewhat unlikely to switch if there were an increased risk of transmitting HIV to others (Supplementary Fig. S4). When data were disaggregated by gender, cisgender and transgender women were less likely to choose the scenarios that would lead to risks in having health problems later in life ( $p = .019$ ), that would result in worse side effects even if temporary ( $p = .006$ ), that are uncertain to work without first stopping HIV medication ( $p = .018$ ), or that might not increase life expectancy ( $p = .046$ ) or quality of life ( $p = .032$ ) compared with cisgender men. Cisgender and transgender women were more likely to choose a scenario that would mean no more daily pills but having to visit the clinic more often ( $p = .045$ ) compared with cisgender men (Fig. 5).

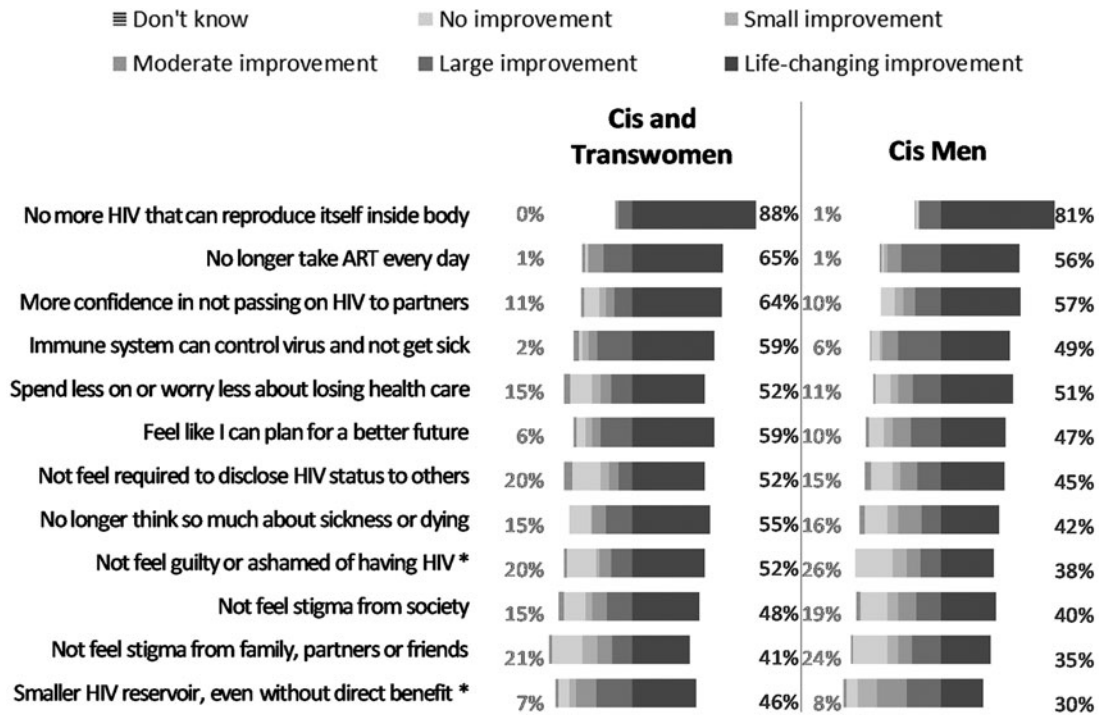
**Acceptable trade-offs.** We asked respondents to indicate hypothetical acceptability around five possible inconveniences, side effects, and unpleasant circumstances of new HIV treatment or remission regimens. In the aggregate results, 61% of respondents would only be somewhat bothered or not at all bothered by having injections/infusions every

other week for several months before the strategy started working. Fifty-three percent would be willing to undergo mild to moderate pain. Nevertheless, 56% of respondents indicated that changes in mental health status as a result of a new HIV control regimen would be very bothersome or unacceptable (Supplementary Fig. S5). When data were disaggregated by gender, cisgender men appeared more willing to undergo procedures that would cause mild to moderate pain compared with cisgender and transgender women ( $p = .001$ ). Cisgender and transgender women were more likely to find that having injections/infusions every other week for several months ( $p = .027$ ), pain ( $p < .001$ ), and changes in physical appearance ( $p < .001$ ) were unacceptable or very bothersome trade-offs compared with cisgender men (Fig. 6).

*Bivariate results*

**HIV control strategies.** Using bivariate analyses, we explored respondent characteristics correlated with choices between daily HIV medications versus long-acting ART

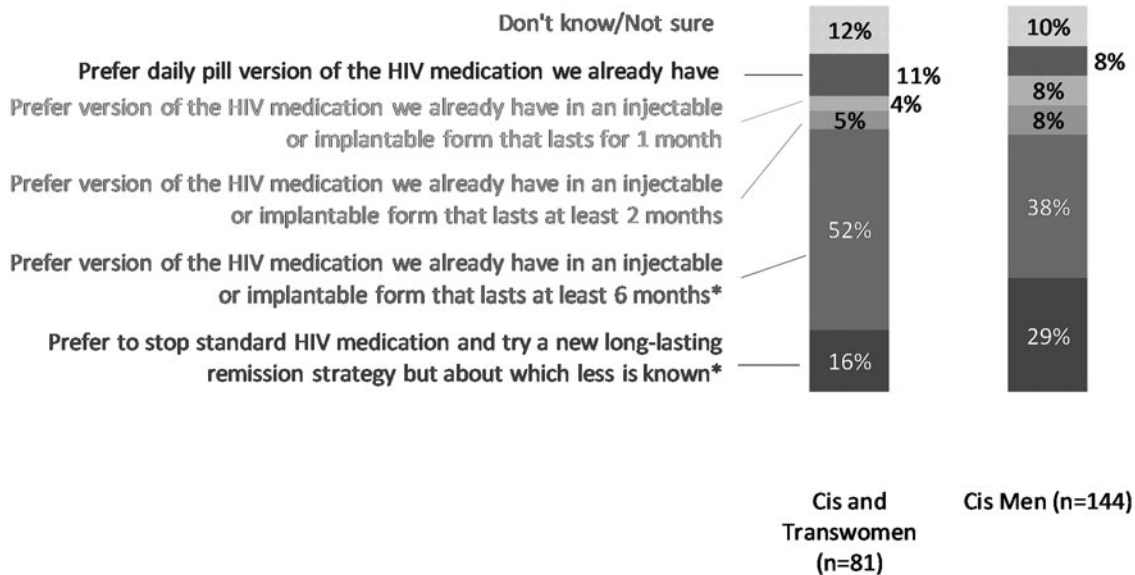




**FIG. 3.** Improvement over current HIV medication strategy offered by a promising future HIV remission or cure strategy, by gender/sex (United States, 2018). Percentages on the *left* reflect “no improvement.” Percentages on the *right* reflect “life-changing improvement.” Excludes two respondents who did not specify their gender. *n* = 85 for cis and trans women. *n* = 144 for cis men. No transgender men participated in the survey. *Asterisks* indicate the factors for which the differences in percentages of choosing “life-changing improvement” or “no improvement” are statistically significantly different for cis and trans women than for cis men: \**p* < .05.

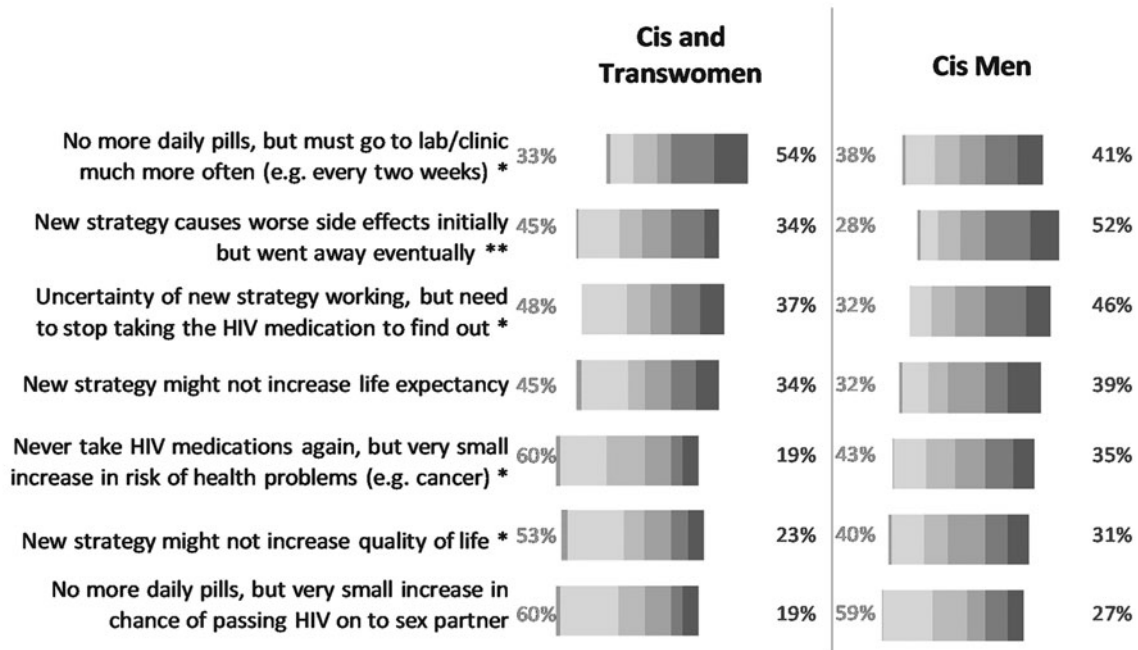
versus new ART-free HIV remission. Tables 4 and 5 list the ORs of results that were statistically significant at the 0.05 level. Cisgender and transgender women were more likely (OR = 2.0) to prefer switching to a 6-month long-acting ART regimen but were less likely (OR = 0.5) to prefer a new HIV

remission strategy, compared with cisgender men. Respondents with postgraduate education, full-time jobs, and/or higher household income levels were significantly more likely to prefer a new HIV remission strategy over other options compared with respondents without those characteristics.



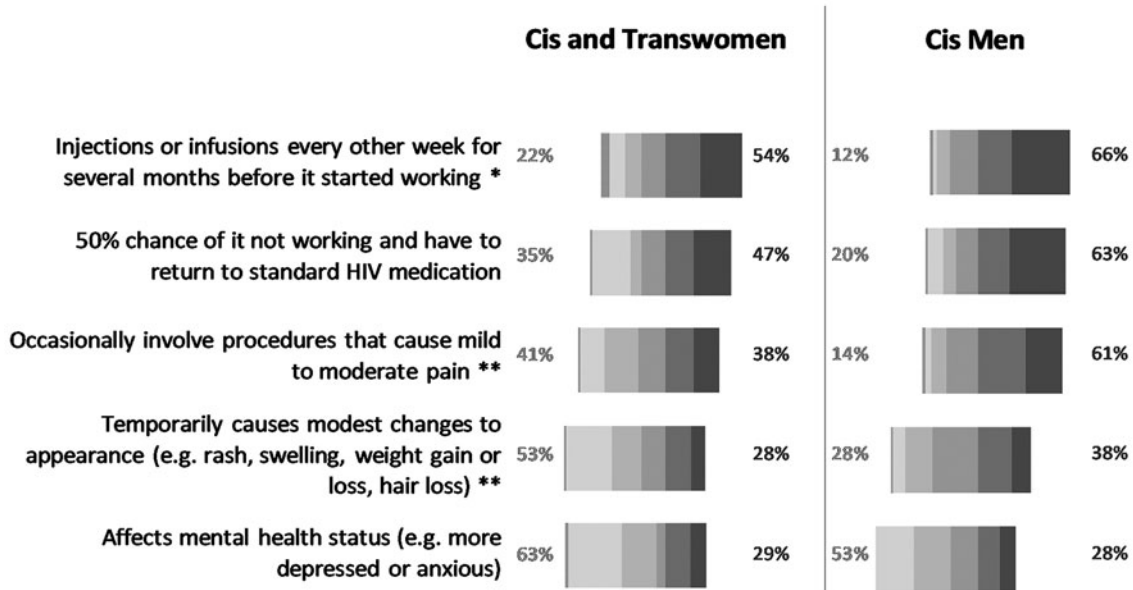
**FIG. 4.** Choice between current standard daily HIV medications versus long-acting antiretrovirals versus new experimental HIV remission strategy, by gender/sex (United States, 2018). Excludes two respondents who did not specify their gender. No transgender men participated in the survey. *Asterisks* indicate the choices for which the differences in percentages are statistically significantly different for cis and trans women than for cis men: \**p* < .05.

Don't know
  Not at all likely
  Somewhat unlikely
  Neither likely nor unlikely
  Moderately likely
  Very likely



**FIG. 5.** Likelihood of choosing a new HIV remission strategy over standard daily HIV medication under different scenarios, by gender/sex (United States, 2018). Percentages on the *left* reflect the sum of “not at all likely” and “somewhat unlikely” to switch to the new HIV remission strategy. Percentages on the *right* reflect the sum of “very likely” and “moderately likely” to switch to the new HIV remission strategy. Excludes two respondents who did not specify their gender.  $n=83$  for cis and trans women.  $n=141-143$  for cis men. No transgender men participated in the survey. *Asterisks* indicate the remission strategies for which the differences in percentages of choosing “very likely”/“moderately likely” or “not at all likely”/“somewhat unlikely” to switch are statistically significantly different for cis and trans women than for cis men: \*\* $p < .01$ , \* $p < .05$ .

Don't know
  Unacceptable
  Very bothered
  Moderately bothered
  Somewhat bothered
  Not bothered



**FIG. 6.** Acceptability of factors under a new HIV remission strategy compared with experiences with standard HIV medications, by gender/sex (United States, 2018). Percentages on the *left* reflect the sum of “unacceptable” and “very bothered” by the factor of the new HIV remission strategy compared with experience with standard HIV medications. Percentages on the *right* reflect the sum of “not bothered” and “somewhat bothered” by the factor of the new HIV remission strategy compared with experience with standard HIV medications. Excludes two respondents who did not specify their gender.  $n=80-81$  for cis and trans women.  $n=138$  for cis men. No transgender men participated in the survey. *Asterisks* indicate the remission strategies for which the differences in percentages of choosing “not bothered”/“somewhat bothered” or “unacceptable”/“very bothered” are statistically significantly different for cis and trans women than for cis men: \*\* $p < .01$ , \* $p < .05$ .

TABLE 4. BIVARIATE RESULTS: SOCIODEMOGRAPHIC CHARACTERISTICS THAT ARE STATISTICALLY SIGNIFICANTLY CORRELATED ( $P < .05$ ) WITH PREFERRED CHOICE OF HIV CONTROL STRATEGY (UNITED STATES, 2018)

Characteristic	Preferred choice of strategy to control HIV (mutually exclusive)			
	Prefer current, daily pill version of HIV medication over all other options	Prefer long-acting injectable or implantable form of HIV medication that lasts for 1 month over all other options	Prefer long-acting injectable or implantable form of HIV medication that lasts for 2 months over all other options	Prefer long-acting injectable or implantable form of HIV medication that lasts for 6 months over all other options
Gender				Prefer new HIV remission strategy over all other options
Education			Cis and trans women (OR = 2.01) more likely to prefer this strategy than cis men Doctorates (OR = 0.20) and 4-year college graduates (OR = 0.36) less likely to prefer this strategy than high-school graduates	Cis and trans women (OR = 0.46) less likely to prefer this strategy than cis men Doctorates (OR = 8.75) and Masters (OR = 5.48) more likely to prefer this strategy than high-school graduates
Region			Midwesterners (OR = 6.02) more likely to prefer this strategy than Northeasterners	
Household income	\$25k–\$50k group (OR = 0.07) less likely to prefer this strategy than <\$15k group			\$50k–\$75k group (OR = 3.82) and >\$100k group (OR = 3.47) more likely to prefer this strategy than <\$15k group
Income source			People with a regular, part-time job (OR = 2.75) more likely to prefer this strategy than those without	People with a regular, full-time job (OR = 2.15) more likely to prefer this strategy than those without

Age, race, ethnicity, partnership status, financial status, time since first exposure to HIV, time living with HIV, and health status are not statistically significantly correlated with preferred choice of HIV control strategy.  
OR, odds ratio.

TABLE 5. BIVARIATE RESULTS: CURRENT HIV MEDICATION-TAKING CHARACTERISTICS THAT ARE STATISTICALLY SIGNIFICANTLY CORRELATED ( $p < .05$ ) WITH PREFERRED CHOICE OF HIV CONTROL STRATEGY (UNITED STATES, 2018)

	<i>Preferred choice of strategy to control HIV (mutually exclusive)</i>		
<i>Characteristic</i>	<i>Prefer long-acting injectable or implantable form of HIV medication that lasts for 1 month over all other options</i>	<i>Prefer long-acting injectable or implantable form of HIV medication that lasts for 2 months over all other options</i>	<i>Prefer long-acting injectable or implantable form of HIV medication that lasts for 6 months over all other options</i>
Frequency of taking ART pills or tablets	Taking pills twice or more daily (OR = 3.95) more likely to prefer switching to this strategy than those taking pills only once	Taking pills twice or more daily (OR = 3.57) more likely to prefer switching to this strategy than those taking pills only once	
Attitude toward current ART medication			People feeling grateful for ART medication for keeping them healthy (OR = 0.45) less likely to prefer switching to this strategy than those not feeling the same way about ART medication
Remembering to take current ART medication	People having trouble remembering to take ART medication on time (OR = 3.97) more likely to prefer staying with current HIV medication than those not having trouble remembering to take medication on time		
Willingness to try HIV remission to avoid long-term consequences of HIV treatment	People willing to try HIV remission strategy (OR = 0.03) less likely to prefer staying with current HIV medication than those not		

Number of ART pills or tablets taken per day, whether timing of ART is affected by food or other drugs, presence of side effects of current ART, self-assessed attitude toward trying an alternative HIV therapy, and previous volunteering for HIV treatment or HIV cure studies are not statistically significantly correlated with preferred choice of HIV control strategy.

Age, race/ethnicity, partnership status, financial status, time since first exposure to HIV, time living with HIV, and current health status were not significantly correlated with preferred choice of HIV control strategy. Respondents who were taking ART twice or more frequently per day were more likely (OR = 3.6–4.0) to choose 1- or 2-month long-acting ART regimens as their preferred choice of HIV control strategies compared with respondents who took once-daily ART. Preference for HIV control strategy was not correlated with the number of ART pills taken daily, whether the timing of ART was affected by food or other drugs, presence of side effects of current ART, self-assessed attitude toward trying an alternative HIV therapy, or previously volunteering for HIV treatment or HIV remission studies.

**Scenario choices.** We conducted bivariate analyses on preferences for switching from oral daily ART to new HIV remission strategies under seven scenarios. Statistically significant results are summarized in Tables 6 and 7. Age, partnership status, time since first exposure to HIV, time living with HIV, and health status were not significantly correlated with increased likelihood of switching to a new HIV remission strategy in any of the seven scenarios. Under various scenarios listed in Tables 6 and 7, cisgender and transgender women, nonwhites/Caucasians, people with higher educational attainment, and people with higher incomes were less willing to switch to new HIV remission strategies compared with respondents without those characteristics.

Cisgender and transgender women expressed less willingness to switch to new HIV remission strategies if worse side effects temporarily existed (OR = 0.44), there were increases to their risk of developing health problems later in life (OR = 0.53), the new remission strategy required treatment interruption and its success was uncertain (OR = 0.59), or the new strategy might not increase quality of life (OR = 0.54). Respondents taking a higher quantity of pills daily expressed more willingness to switch to a new HIV remission strategy than to take fewer pills daily, even if the new strategy might increase the chance of passing HIV to a sexual partner (OR = 4.45) or lead to health problems later in life (OR = 2.06). Respondents who felt that daily ART made them feel in control of their lives were less likely to be willing to switch to a new HIV remission strategy if it required treatment interruption and if there was uncertainty in the new strategy working (OR = 0.54).

Respondents who reported anxiety about potential side effects of a new HIV remission strategy were less likely to be willing to switch compared with respondents who did not report being anxious under all seven scenarios (OR = 0.38–0.61). Conversely, respondents who were willing to try a new HIV remission strategy to avoid the long-term consequences of HIV treatment were more likely to be willing to switch to a new HIV remission strategy even if it would require more laboratory or clinic visits (OR = 12.29), lead to temporarily worse side effects (OR = 9.65), lead to health problems later in life (OR = 3.22), or have uncertainty in the new strategy working (OR = 2.71), compared with respondents who did not report willingness to try the new HIV remission strategy to avoid the consequences of long-term ART.

Supplementary Table S1 provides a summary of bivariate results for the willingness to switch to a new HIV remission strategy under the seven scenarios based on past participation in HIV-related trials and self-assessed willingness to try al-

ternative HIV therapies. Respondents who had participated in past HIV treatment studies were more likely to be willing to switch to new HIV remission strategies under nearly all scenarios (OR = 1.82–2.72).

#### Multivariate results

**HIV control strategies.** Results of the multinomial logit model are presented in Table 8. Respondents who were more motivated by the potential benefits of HIV remission trials showed more willingness to switch from daily oral ART to a new HIV remission strategy or to long-acting ART. Respondents who were more averse to the potential risks of HIV remission research were less likely to select a new HIV remission strategy over oral daily ART. Each percentage point increase in the relative benefit inclination score was associated with an average of 1.07–1.08 in the relative risk ratios of choosing long-acting ART injectables/implantables or of choosing a new HIV remission strategy over daily pills, respectively, controlling for various variables listed in the tables (*ceteris paribus*). Each percentage point increase in the relative risk aversion score was associated with a mean relative risk ratio of 0.93 for choosing a new HIV remission strategy over daily pills, controlling for other variables. Risk-averse respondents were also less likely to select long-acting ART compared with risk-seeking respondents, but the association was not statistically significant at the 0.05 level ( $p = .086$ ).

**Scenario choices.** Results of the seven ordered logistic models are presented in Table 9. The listed coefficients indicate the ORs of each variable associated with an increased willingness to switch to the new remission strategy under each given scenario. Respondents with higher relative benefit inclination scores were more likely (ORs range 1.01–1.04) to be willing to switch to remission over oral daily ART under six of the seven scenarios. There was no statistically significant association in the scenario where the remission strategy might not increase life expectancy. Furthermore, respondents more averse to the potential risks of HIV remission research were less likely (ORs range 0.96–0.98) to be willing to switch to a new remission strategy over oral daily ART under all seven scenarios compared with people with lower relative risk aversion scores.

Perceptions of specific potential risks, benefits, or improvements offered by HIV remission research. Relative risk ratios of key independent variables that were statistically significant are summarized in Supplementary Tables S2–S7.

#### Discussion

Our study provides insights into what adults living with HIV in the United States perceive as meaningful improvements over oral daily ART, as well as possible desirable product characteristics for future HIV treatment and remission options. Our study extends the social sciences literature on HIV remission research by empirically exploring preferences for long-acting ART formulations and ART-free HIV remission strategies versus oral daily ART, as well as preferences for potential product characteristics and acceptable trade-offs for various HIV therapeutic scenarios. Scholars have underscored the importance of exploring the

TABLE 6. BIVARIATE RESULTS: SOCIODEMOGRAPHIC CHARACTERISTICS THAT ARE STATISTICALLY SIGNIFICANTLY CORRELATED ( $P < .05$ ) WITH INCREASED LIKELIHOOD TO SWITCH TO A NEW HIV REMISSION STRATEGY IN SCENARIOS 1–7

<i>Increased likelihood of choosing new HIV remission strategy over standard daily ART if...</i>	
<i>Characteristics</i>	
<i>No more daily pills, but very small increase in chance of passing HIV on to sex partner [Scenario 1]</i>	<i>Never take HIV medications again, but very small increase in risk of health problems (e.g., cancer) [Scenario 4]</i>
<i>No more daily pills, but must go to lab/clinic much more often (e.g., every 2 weeks) [Scenario 1]</i>	<i>Uncertainty of new strategy working, but need to stop taking the HIV medication to find out [Scenario 5]</i>
<i>New strategy causes worse side effects initially but went away eventually [Scenario 3]</i>	<i>New strategy might not increase life expectancy [Scenario 6]</i>
<i>Some college education (OR=0.33), 4-year college graduates (OR=0.19), Master's (OR=0.18), and Doctorates (OR=0.10) less likely to choose HIV remission than high-school graduates</i>	<i>New strategy might not increase quality of life [Scenario 7]</i>
<i>Some college education (OR=0.33), 4-year college graduates (OR=0.40), 4-year college graduates (OR=0.34), and Master's (OR=0.39) less likely to choose HIV remission than high-school graduates</i>	
<i>Gender</i>	<i>Cis and trans women (OR=0.53) less likely to choose HIV remission than cis men</i>
<i>Race/ethnicity</i>	<i>Cis and trans women less likely to choose HIV remission than cis men</i>
<i>Education</i>	<i>Cis and trans women (OR=0.54) less likely to choose HIV remission than cis men</i>
	<i>Mixed race (OR=0.26) less likely to choose HIV remission than whites/Caucasians</i>
	<i>Hispanic or Latino/a (OR=0.45) less likely to choose HIV remission than non-Hispanic and non-Latino/a</i>
	<i>African Americans (OR=0.47) less likely to choose HIV remission than whites/Caucasians</i>
	<i>African Americans (OR=0.52) less likely to choose HIV remission than whites/Caucasians</i>
	<i>Cis and trans women (OR=0.44) less likely to choose HIV remission than cis men</i>
	<i>Cis and trans women (OR=0.53) less likely to choose HIV remission than cis men</i>

(continued)

TABLE 6. (CONTINUED)

Increased likelihood of choosing new HIV remission strategy over standard daily ART if...	
<p>No more daily pills, but must go to lab/clinic much more often (e.g., every 2 weeks) [Scenario 1]</p>	<p>No more daily pills, but very small increase in chance of passing HIV on to sex partner [Scenario 2]</p>
<p>Never take HIV medications again, but very small increase in risk of health problems (e.g., cancer) [Scenario 4]</p>	<p>Uncertainty of new strategy working, but need to stop taking the HIV medication to find out [Scenario 5]</p>
<p>New strategy causes worse side effects initially but went away eventually [Scenario 3]</p>	<p>New strategy might not increase life expectancy [Scenario 6]</p>
<p>New strategy might not increase quality of life [Scenario 7]</p>	
Characteristic	
Region	<p>Southerners (OR=2.37) and Westerners (OR=2.29) more likely to choose HIV remission than Northerners</p> <p>Midwesterners (OR=2.50), Southerners (OR=2.69), and Westerners (OR=2.34) more likely to choose HIV remission than Northerners</p> <p>Southerners (OR=2.42) more likely to choose HIV remission than Northerners</p>
Household income	<p>\$75k–\$100k group (OR=0.24) and &gt;\$100k group (OR=0.30) less likely to choose HIV remission than &lt;\$15k group</p> <p>\$15k–\$25k group (OR=0.29) less likely to choose HIV remission than &lt;\$15k group</p>
Income source	<p>Receiving government support (OR=1.97) more likely to choose HIV remission than those without</p>
Financial status	<p>Able to pay expenses and has savings (OR=0.36) less likely to choose HIV remission than those rarely able to pay expenses</p>

Age, partnership status, time since first exposure to HIV, time living with HIV, and health status are not statistically significantly correlated with increased likelihood of switching to new HIV remission strategy in scenarios 1–7.

TABLE 7. BIVARIATE RESULTS: CURRENT HIV MEDICATION-TAKING CHARACTERISTICS THAT ARE STATISTICALLY SIGNIFICANTLY CORRELATED ( $p < .05$ ) WITH INCREASED LIKELIHOOD TO SWITCH TO A NEW HIV REMISSION STRATEGY IN SCENARIOS 1–7

<i>Increased likelihood of choosing new HIV remission strategy over standard daily ART if...</i>						
<i>Characteristic</i>	<i>No more daily pills, but must go to lab/clinic much more often (e.g., every 2 weeks) [Scenario 1]</i>	<i>No more daily pills, but very small increase in chance of passing HIV on to sex partner [Scenario 2]</i>	<i>New strategy causes worse side effects initially but went away eventually [Scenario 3]</i>	<i>Never take HIV medications again, but very small increase in risk of health problems (e.g., cancer) [Scenario 4]</i>	<i>Uncertainty of new strategy working, but need to stop taking the HIV medication to find out [Scenario 5]</i>	<i>New strategy might not increase life expectancy [Scenario 6]</i>  <i>New strategy might increase quality of life [Scenario 7]</i>
No. of ART pills or tablets taken per day	No more daily pills, but must go to lab/clinic much more often (e.g., every 2 weeks) [Scenario 1]	No more daily pills, but very small increase in chance of passing HIV on to sex partner [Scenario 2]	New strategy causes worse side effects initially but went away eventually [Scenario 3]	Never take HIV medications again, but very small increase in risk of health problems (e.g., cancer) [Scenario 4]	Uncertainty of new strategy working, but need to stop taking the HIV medication to find out [Scenario 5]	New strategy might not increase life expectancy [Scenario 6]  New strategy might increase quality of life [Scenario 7]
Frequency of taking ART pills or tablets	Taking 4+ daily pills (OR=4.45) more likely to choose HIV remission than 0–1 daily pill-takers  Taking pills twice or more daily (OR=2.47) more likely to choose HIV remission than those taking pills only once	Taking 2–3 daily pills (OR=2.06) more likely to choose HIV remission than 0–1 daily pill-takers				
Attitude toward current ART medication	People worried about being able to afford and have access to medication (OR=1.65) more likely to choose HIV remission than people not worried	People feeling that taking ART medication makes them feel in control of their lives (OR=0.54) less likely to choose HIV remission than those not feeling the same way about ART medication				

(continued)



TABLE 7. (CONTINUED)

		<i>Increased likelihood of choosing new HIV remission strategy over standard daily ART if...</i>						
		<i>No more daily pills, but must go to lab/clinic much more often (e.g., every 2 weeks) [Scenario 1]</i>	<i>No more daily pills, but very small increase in chance of passing HIV on to sex partner [Scenario 2]</i>	<i>New strategy causes worse side effects initially but went away eventually [Scenario 3]</i>	<i>Never take HIV medications again, but very small increase in risk of health problems (e.g., cancer) [Scenario 4]</i>	<i>Uncertainty of new strategy working, but need to stop taking the HIV medication to find out [Scenario 5]</i>	<i>New strategy might not increase life expectancy [Scenario 6]</i>	<i>New strategy might increase quality of life [Scenario 7]</i>
<i>Characteristic</i>								
Side effects of current ART medication								
Anxiety toward trying HIV remission not working	Feeling anxious (OR=0.57) less likely to choose HIV remission than those not feeling anxious	Feeling anxious (OR=0.59) less likely to choose HIV remission than those not feeling anxious	Feeling anxious (OR=0.51) less likely to choose HIV remission than those not worried	Worried about side effects (OR=0.56) less likely to choose HIV remission than those not worried	Worried about side effects (OR=0.52) less likely to choose HIV remission than those not worried	Worried about side effects (OR=0.47) less likely to choose HIV remission than those not worried	Worried about side effects (OR=0.39) less likely to choose HIV remission than those not worried	Worried about side effects (OR=0.38) less likely to choose HIV remission than those not worried
Anxiety toward side effects of HIV remission	Worried about side effects (OR=0.61) less likely to choose HIV remission than those not worried	Worried about side effects (OR=0.51) less likely to choose HIV remission than those not worried	Worried about side effects (OR=0.51) less likely to choose HIV remission than those not worried	Worried about side effects (OR=0.56) less likely to choose HIV remission than those not worried	Worried about side effects (OR=0.52) less likely to choose HIV remission than those not worried	Worried about side effects (OR=0.47) less likely to choose HIV remission than those not worried	Worried about side effects (OR=0.39) less likely to choose HIV remission than those not worried	Worried about side effects (OR=0.38) less likely to choose HIV remission than those not worried
Willingness to try HIV remission to avoid long-term consequences of HIV treatment	People willing (OR=12.29) more likely to choose HIV remission than those not willing	People willing (OR=9.65) more likely to choose HIV remission than those not willing	People willing (OR=9.65) more likely to choose HIV remission than those not willing	People willing (OR=9.65) more likely to choose HIV remission than those not willing	People willing (OR=3.22) more likely to choose HIV remission than those not willing	People willing (OR=2.71) more likely to choose HIV remission than those not willing	People willing (OR=2.71) more likely to choose HIV remission than those not willing	People willing (OR=2.71) more likely to choose HIV remission than those not willing

Whether timing of ART is affected by food or other drugs and remembering to take current ART medication on time are not statistically significantly correlated with increased likelihood of switching to new HIV remission strategy in scenarios 1–7.

TABLE 8. MULTINOMIAL LOGIT REGRESSION MODEL ON CHOOSING BETWEEN DAILY PILL VERSION OF ANTIRETROVIRAL THERAPY VERSUS LONG-ACTING INJECTABLE (LAI) VERSUS A NEW HIV REMISSION STRATEGY (UNITED STATES, 2018)

	Selecting LAI over daily pill version of ART			Selecting remission strategy over daily pill version of ART		
	Relative risk ratio	p	95% CI	Relative risk ratio	p	95% CI
Relatively more risk averse than other participants	0.96	.086	0.92–1.01	0.93 <sup>a</sup>	.005	0.89–0.98
Relatively more motivated by benefits than other participants	1.07 <sup>a</sup>	.004	1.02–1.12	1.08 <sup>a</sup>	.002	1.03–1.14
Cis or trans woman (vs. cis man)	1.02	.981	0.13–7.86	0.72	.778	0.08–6.92
Age	0.97	.551	0.89–1.06	0.96	.380	0.86–1.06
African American/black (vs. Caucasian/white)	3.48	.435	0.15–79	2.51	.592	0.09–72
Other race (vs. Caucasian/white)	1.66	.717	0.11–26	0	.989	
Hispanic	0.37	.495	0.02–6.30	0.72	.828	0.04–14.09
Some college or 2-year degree (vs. high school diploma)	2.73	.458	0.19–39	10.45	.162	0.39–281
4-year college degree (vs. high school diploma)	6.74	.221	0.32–143	21.05	.103	0.54–822
Master's or Doctorate degree (vs. high school diploma)	17.58	.174	0.28–1,096	156.11 <sup>b</sup>	.031	1.58–15,464
Married or living with a partner	2.37	.463	0.24–24	4.12	.261	0.35–49
Annual household income exceeds \$50,000	0.61	.746	0.03–12	1.85	.712	0.07–48
Midwest (vs. Northeast)	>1,000	.989		>1,000	.990	
South (vs. Northeast)	9.57	.091	0.70–131	3.23	.414	0.19–54
West (vs. Northeast)	2.12	.535	0.20–23	0.85	.906	0.06–12
Has a regular, full-time job (vs. no job)	4.71	.244	0.35–64	5.59	.242	0.31–100
Has a regular, part-time job (vs. no job)	3.16	.422	0.19–52	0.18	.360	0–7.05
Mostly able to pay expenses but late (vs. unable to pay expenses)	0.21	.386	0.01–7.14	0.03	.079	0–1.47
Able to pay expenses, no savings (vs. unable to pay expenses)	0.40	.608	0.01–13	0.12	.259	0–4.72
Able to pay expenses, has savings (vs. unable to pay expenses)	0.41	.670	0.01–26	0.02	.082	0–1.64
Percentage of lifetime living with HIV or AIDS diagnosis	0.57	.825	0–80	1.14	.962	0–278
Self-assessed health status is in the poorest quartile of participants	3.38	.340	0.28–41	6.95	.165	0.45–107
Volunteered for an HIV treatment trial in the past	0.58	.676	0.05–7.37	1.47	.776	0.1–21
Only 0 or 1 pill or tablet of HIV medication per day (vs. more)	1.89	.533	0.25–14	1.87	.583	0.2–17
Take HIV medication two or more times per day (vs. once/never)	6.05	.380	0.11–338	2.25	.708	0.03–157
HIV medication timing is affected by food/other drugs	5.01	.142	0.58–43	7.54	.085	0.76–75
Current HIV medication causes side effects	2.59	.363	0.33–20	1.52	.708	0.17–14

$n = 153$ ,  $p = 0.0037$ . Pseudo  $R^2 = 0.3296$ .

The listed coefficients indicate the relative risk ratio of each variable associated with selecting long-acting ART injectables over daily ART (left columns) and the relative risk ratio of each variable associated with selecting a new HIV remission strategy over daily pill version of ART (right columns).

<sup>a</sup>Statistically significant at 1% level.

<sup>b</sup>Statistically significant at 5% level.

CI, confidence interval; LAI, long-acting injectable.

TABLE 9. ORDERED LOGISTIC REGRESSION MODELS ON HIGHER LIKELIHOOD TO CHOOSE A NEW HIV REMISSION STRATEGY OVER STANDARD DAILY ART UNDER SCENARIOS 1-7 (UNITED STATES, 2018)

	<i>Increased likelihood of choosing remission strategy over daily ART if...</i>						
	<i>No more daily pills, but very small increase in chance of passing HIV on to sex partner [Scenario 1]</i>	<i>No more daily pills, but very small increase in HIV on to sex partner [Scenario 2]</i>	<i>New strategy causes worse side effects initially but went away eventually [Scenario 3]</i>	<i>Never take HIV medications again, but very small increase in risk of health problems (e.g., cancer) [Scenario 4]</i>	<i>Uncertainty of new strategy working, but need to stop taking the HIV medication to find out [Scenario 5]</i>	<i>New strategy might not increase life expectancy [Scenario 6]</i>	<i>New strategy might increase quality of life [Scenario 7]</i>
Relatively more risk averse than other participants	0.97 <sup>a</sup> [0.96-0.99]	0.97 <sup>a</sup> [0.96-0.99]	0.97 <sup>a</sup> [0.95-0.98]	0.96 <sup>a</sup> [0.95-0.98]	0.97 <sup>a</sup> [0.95-0.98]	0.98 <sup>a</sup> [0.96-0.99]	0.96 <sup>a</sup> [0.95-0.98]
Relatively more motivated by benefits than other participants	1.04 <sup>a</sup> [1.02-1.05]	1.02 <sup>b</sup> [1.00-1.03]	1.03 <sup>a</sup> [1.02-1.05]	1.02 <sup>a</sup> [1.01-1.03]	1.01 <sup>b</sup> [1.00-1.03]	1.01	1.02 <sup>a</sup> [1.00-1.03]
Cis or trans woman (vs. cis man)	1.29	0.90	0.55	0.95	0.90	0.65	0.53
Age	0.99	1.02	0.97 <sup>b</sup> [0.94-1.00]	0.98	0.99	0.98	0.97 <sup>b</sup>
African American/black (vs. Caucasian/white)	1.83	1.07	0.58	0.58	0.50	1.12	1.37
Other race (vs. Caucasian/white)	0.95	1.26	0.56	0.84	0.83	0.49	0.45
Hispanic	1.05	0.69	0.78	1.09	0.73	0.65	0.52
Some college or 2-year degree (vs. high school diploma)	0.30 <sup>b</sup> [0.10-0.93]	0.44	2.67	1.32	2.07	1.97	1.88
4-year college degree (vs. high school diploma)	0.21 <sup>b</sup> [0.06-0.70]	0.38	0.88	1.56	0.94	1.14	1.47
Master's or Doctorate degree (vs. high school diploma)	0.33	1.01	2.45	5.21 <sup>b</sup> [1.39-19.56]	1.73	2.82	3.34
Married or living with a partner	1.34	0.76	0.71	1.14	0.70	0.72	0.70
Annual household income exceeds \$50,000	0.73	0.70	4.48 <sup>a</sup> [1.73-11.57]	1.98	1.32	1.60	2.37
Midwest (vs. Northeast)	1.44	1.15	1.44	1.14	0.96	1.51	1.25
South (vs. Northeast)	2.37	1.83	2.31	1.78	1.58	3.01 <sup>b</sup> [1.16-7.76]	1.97
West (vs. Northeast)	1.79	1.26	1.89	1.41	0.82	2.03	1.49
Has a regular, full-time job (vs. no job)	1.12	0.75	0.82	0.82	1.84	0.89	0.59
Has a regular, part-time job (vs. no job)	0.68	0.42	1.28	0.41	1.09	0.68	0.83
Mostly able to pay expenses but late (vs. unable to pay expenses)	0.91	0.60	1.02	0.90	1.51	1.59	2.49
Able to pay expenses, no savings (vs. unable to pay expenses)	0.81	0.84	1.31	1.20	1.53	1.69	2.26

(continued)

TABLE 9. (CONTINUED)

	<i>Increased likelihood of choosing remission strategy over daily ART if...</i>						
	<i>No more daily pills, but must go to lab/clinic much more often (e.g., every 2 weeks) [Scenario 1]</i>	<i>No more daily pills, but very small increase in chance of passing HIV on to sex partner [Scenario 2]</i>	<i>New strategy causes worse side effects initially but went away eventually [Scenario 3]</i>	<i>Never take HIV medications again, but very small increase in risk of health problems (e.g., cancer) [Scenario 4]</i>	<i>Uncertainty of new strategy working, but need to stop taking the HIV medication to find out [Scenario 5]</i>	<i>New strategy might not increase life expectancy [Scenario 6]</i>	<i>New strategy might increase quality of life [Scenario 7]</i>
Able to pay expenses, has savings (vs. unable to pay expenses)	0.84	1.31	1.19	0.66	1.13	2.04	1.99
Percentage of lifetime living with HIV or AIDS diagnosis	0.23	0.11 <sup>b</sup> [0.02–0.70]	0.94	0.13 <sup>b</sup> [0.02–0.80]	0.59	0.84	0.68
Self-assessed health status is in the poorest quartile of participants	1.05	0.78	0.94	2.10	0.87	1.67	1.37
Volunteered for an HIV treatment trial in the past	0.77	1.26	2.47 <sup>b</sup> [1.08–5.65]	1.90	2.55 <sup>b</sup> [1.19–5.49]	3.10 <sup>a</sup> [1.44–6.67]	3.68 <sup>a</sup> [1.66–8.15]
Only 0 or 1 pill or tablet of HIV medication per day (vs. more)	0.63	1.16	0.95	0.37 <sup>b</sup> [0.17–0.83]	0.67	1.14	1.03
Take HIV medication two or more times per day (vs. once/never)	1.23	4.69 <sup>a</sup> [1.60–13.76]	0.76	0.92	0.57	0.99	1.06
HIV medication timing is affected by food/other drugs	0.93	1.58	1.44	2.22 <sup>b</sup> [1.13–4.37]	0.90	0.47 <sup>b</sup> [0.23–0.94]	0.70
Current HIV medication causes side effects	0.65	0.42 <sup>b</sup> [0.20–0.88]	0.75	0.63	0.68	0.55	0.79
<i>n</i> =	168	167	168	170	170	168	167
<i>p</i> =	.0000	.0008	.0000	.0000	.0004	.0015	.0001
Pseudo R <sup>2</sup> =	0.1483	0.1111	0.1557	0.1323	0.1084	0.1012	0.1223

Numbers in square brackets are the 95% CI of coefficients that are statistically significant at the 5% level.

<sup>a</sup>Statistically significant at 1% level.

<sup>b</sup>Statistically significant at 5% level.

acceptability of emerging biomedical products to better align product development with end-user perspectives.<sup>24,25</sup> Forward-looking, patient-centered HIV drug development will necessitate greater knowledge of diverse PLWHIV's preferences for novel HIV therapeutic options.<sup>11</sup> To that end, an additional strength of our research is that our sample of PLWHIV showed more diversity with respect to gender and ethnicity when compared with previous U.S.-based surveys.<sup>22,23</sup>

An important finding was that 42% of respondents would be willing to switch from oral daily ART to long-acting ART injectables or implantables taken at 6-month intervals, corresponding to the biannual frequency of clinic visits for most PLWHIV in the United States. Currently, only monthly and bimonthly long-acting formulations have been studied in clinical research, yet they have shown high acceptability and satisfaction rates among participants taking long-acting ART. For example, of the participants who switched to the long-acting CAB/RPV regimen in the Antiretroviral Therapy as Long Acting Suppression (ATLAS) 48-week study, 97% preferred monthly administration over previous oral daily ART.<sup>26</sup>

A separate qualitative study nested in a Phase IIb CAB/RPV trial conducted in the United States and Spain found that long-acting injectable ART regimens were highly desirable from the perspective of PLWHIV because they reduced internalized stigma, offered convenience, and peace of mind.<sup>9</sup> Furthermore, that study found that the intermittent dosing of the long-acting ART formulation would appear to alleviate some of the anxiety associated with being completely off ART. However, these results differed from those of a recent study conducted among racial/ethnic minorities in North and South Carolina, in which respondents had the least interest in biannual ART implants. Rather, in that study, PLWHIV expressed greatest interest in switching to oral ART regimens taken once weekly (66% very interested), followed by monthly ART injections (39% very interested) and biannual ART implants (5% very interested).<sup>11</sup>

Our survey represented a larger U.S. sample of PLWHIV across multiple states, although our respondents may have skewed toward those with an interest in advancing HIV therapies. These discrepant results underscore the importance of ascertaining potential users' perspectives in different populations to ensure that HIV control strategies can meet diverse patient needs.

Undoubtedly, switching HIV control regimens would be a critical decision for PLWHIV.<sup>20</sup> Decisions to test or try novel HIV therapies cannot be dissociated from the impact of HIV on daily life and experiences with current and past HIV medications.<sup>27,28</sup> PLWHIV make careful risk/benefit calculations based on their perceived health status and therapeutic options.<sup>16</sup> For example, respondents who rated the potential trade-offs of new HIV remission strategies as very bothersome were less likely to be willing to choose any of the new HIV remission strategies than respondents who did not. Respondents who took ART at least twice daily were more likely than respondents taking ART once daily to choose the 1- or 2-month long-acting ART injectable/implantable as their first choice. Furthermore, our multivariate data reveal that respondents with higher relative risk aversion would be less likely to switch to alternative HIV control options. Researchers and HIV care providers should pay

close attention to patients' risk tolerance for being on/off ART and side effects before proposing a switch to new HIV therapeutic or research options.

An important concern for PLWHIV is the potential to transmit HIV to a sexual partner during an analytical treatment interruption and/or an unsuspected rebound of viremia.<sup>16,27</sup> As noted in our survey, nearly 60% of respondents stated they would be unlikely to switch to a new HIV remission strategy if there were a very small increase in the risk that they could transmit HIV to a partner. This result is consistent with our previous research, which demonstrated that the fear of transmitting HIV remains one of the most important deterrents for HIV remission research and interrupting ART.<sup>16,27</sup> Relatedly, 59% of survey respondents viewed increased confidence that they would not pass HIV to others as a significant life-changing improvement. This finding is important, because the field of biomedical HIV remission research is shifting toward less restrictive analytical treatment interruptions and prolonged periods of viremia to test promising interventions, particularly those mediated by the immune system.<sup>29</sup>

PLWHIV willing to undergo analytical treatment interruptions may feel a tension between their altruistic desires to advance HIV remission science and the need to protect their sexual partners and themselves. We suspect survey respondents' desire to stay virally suppressed was influenced by the widespread public health campaign of "Undetectable = Untransmittable," which has publicized the scientific evidence associating durable viral suppression (undetectable) with the lack of HIV sexual transmission (untransmittable).<sup>30</sup> Findings also underscore the need to provide adequate protection measures for sexual partners of those undergoing analytical treatment interruptions (e.g., appropriate counseling, PrEP referral or provision, and HIV testing).<sup>29</sup>

Interestingly, in our study, the most desirable attribute of a potential HIV remission strategy was the complete elimination of HIV from the body. This finding is consistent with focus group results conducted throughout the United States in which most PLWHIV conceived of a cure/remission as complete removal of HIV.<sup>28,31</sup> In these focus groups, many PLWHIV did not view "functional cure" as a meaningful improvement over ART-controlled HIV due to the possibility of viral rebound.<sup>28,31</sup> It will be important to manage community expectations<sup>17</sup> and integrate biomedical research possibilities with what PLWHIV would find most valuable in terms of HIV therapy and cure/remission.<sup>28</sup>

Our study revealed important differences in motivations and preferences across gender and other sociodemographic characteristics that may be actionable as part of research recruitment efforts. For example, cisgender and transgender women were more likely to be motivated by engaging with research teams, having regular access to a study nurse, being financially compensated, and receiving support for transportation. Furthermore, cisgender and transgender women were more likely than cisgender men to choose injectable or implantable ART lasting at least 6 months above all other options, consistent with preferences for delivery of contraceptive and HIV PrEP options among women in the United States and worldwide.<sup>32,33</sup> Cisgender and transgender women were also less likely than cisgender men to choose a new HIV remission strategy, consistent with our 2015 survey that showed women were less willing to participate in most types of HIV remission studies.<sup>22</sup> More empirical research will be

needed to ascertain the reasons behind these gender differences in preferences.

Our survey further revealed possible psychosocial factors that could mediate willingness to switch from oral daily ART to long-acting ART or HIV remission. The fear of developing dementia or having difficulty thinking was the most prevalent (63%) deterrent to participation in HIV remission research. Possible unacceptable psychosocial risks associated with HIV remission research remain largely unexplored in the literature, particularly regarding anxiety induced by discontinuing ART for a prolonged period. Conversely, psychosocial benefits of contributing to HIV remission science were the most significant motivators to participation in research, consistent with previous sociobehavioral research on HIV remission<sup>16,22,34</sup> and the HIV prevention and treatment literature.<sup>35</sup> Altruistic benefits to participation in the context of HIV remission research need to be better characterized. It is possible that altruism is mixed with the desire for personal benefits, as evidenced by our survey findings and similar prior research.<sup>20,22</sup>

Survey results can inform community engagement, education, recruitment, and retention approaches for upcoming long-acting ART implementation and the field of HIV remission research. A nuanced understanding of patient preference heterogeneity can guide meaningful community and stakeholder engagement, enhance patient/participant and clinician-research communication, and contribute to a more successful and inclusive product development process.<sup>22</sup> Acceptability research should become a critical adjunct to ongoing biomedical research efforts aimed at improving long-acting ART regimens, aiming for remission, and ultimately finding a cure for HIV.<sup>25</sup>

To make informed decisions around evolving HIV therapeutic and research options, PLWHIV may benefit from having decision tools and educational materials to better assess possible risks, benefits, and trade-offs.<sup>36</sup> For example, fact sheets, infographics, instructional videos, HIV treatment planners, and reminder systems and pocket cards could be created to facilitate future decision-making. More research is also needed on how to best support PLWHIV in making decisions around evolving HIV treatment and research options. Once PLWHIV begin using long-acting ART injectables or implantables, it may be more difficult for them to enroll in HIV remission trials involving analytical treatment interruptions due to the prolonged pharmacokinetic trial of ART.

Involvement in HIV remission trials may also mean participants will be excluded from future studies if, for instance, they develop resistance to the tested interventions. Efforts should be made to better understand opportunity costs and communicate these to patients/participants. HIV care providers and biomedical HIV cure/remission researchers also need to build trust with PLWHIV to understand their preferences, communicate risks and benefits, and involve them in shared decision-making.<sup>11,37</sup>

Our study has several limitations that must be acknowledged. First, our questions were hypothetical and relied on stated preferences. It remains to be seen which choice PLWHIV would make if a real-life opportunity presented itself to change one's HIV control options. Switching from an oral daily ART regimen to a new ART-free HIV remission option may be a much bigger leap than switching to long-acting ART. Results may not be helpful in predicting enrollment or uptake rates; however, responses can inform

community engagement and education, study designs, informed consent, and recruitment efforts. Second, the sample may have been biased toward respondents with access to HIV treatment and cure/remission listservs and the Internet.

The sample was likely not representative of PLWHIV in the United States because individuals without Internet, non-English speakers, and minors were not included, limiting generalizability. However, our sample had proportionally more cisgender and transgender women and was racially and ethnically more diverse than previous U.S. surveys.<sup>22,23</sup> Nevertheless, our sample included a very small number of transgender women, meaning that aggregate data for women likely reflect the responses of cis women. Furthermore, characteristics such as age, gender, HIV status, and location were self-reported, so it is difficult to confirm the accuracy of the responses. Third, recruitment materials referenced advancing social sciences related to HIV treatment and cure/remission research; thus, the sample may have been skewed toward individuals interested in improving HIV therapeutics and finding an HIV cure. The complexity of the survey questions may have limited participants' full comprehension, although we mitigated this risk by providing definitions of key concepts in lay terms and having community members thoroughly review our survey.

We did not assess the entirety of possible product characteristics that could influence patient preferences, such as cost. The simulated characteristics of HIV treatment and remission options may not represent actual profiles of therapies or remission strategies that ultimately will be made available to PLWHIV. We did not assess preferences toward specific HIV cure/remission strategies, as this was the object of our previous work.<sup>22</sup> We did not ask about factors that would influence acceptability of analytical treatment interruptions, since the Treatment Action Group recently published a report on this topic.<sup>38</sup> Instead, this survey focused on desirable product characteristics from the perspective of adults living with HIV in the United States. Finally, we did not delve into possible implementation issues related to long-acting ART or HIV remission.

The above limitations notwithstanding, our survey used a rigorous approach to identify desirable characteristics for evolving HIV treatment and remission options from the perspectives of PLWHIV in the United States. Similar research should be conducted in resource-limited settings, where long-acting ART and HIV remission regimens may fill a truly unmet need for PLWHIV who do not have access to daily oral ART regimens. A 2017 systematic review of national HIV care continua and progress on achieving the 90-90-90 UNAIDS targets revealed that, of the 53 countries with data, representing ~54% of the global estimates of PLWHIV, the average proportion of PLWHIV on ART was 48%, while only 40% were virally suppressed.<sup>39</sup> Thus, the utility of novel HIV therapies may be greatest in settings where barriers exist around antiretroviral access and daily adherence. Survey findings could also be enhanced by qualitative data collection methods to delve deeper into reasons behind PLWHIV's preferences for various options. More research should also be directed toward what HIV care providers would perceive as improvements above oral daily ART.<sup>40,41</sup>

Table 10 provides a summary of key findings and possible implications and considerations for HIV treatment and remission research.

TABLE 10. SUMMARY OF FINDINGS AND POSSIBLE IMPLICATIONS FOR HIV TREATMENT AND CURE/REMISSION RESEARCH

<i>Summary of findings</i>	<i>Possible implications</i>
<ul style="list-style-type: none"> <li>● 42% of respondents would be willing to switch from oral daily ART to long-acting ART injectables or implantables taken at 6-month intervals.               <ul style="list-style-type: none"> <li>● 24% of respondents who would prefer a new ART-free HIV remission strategy.</li> </ul> </li>   <li>● There are important gender differences in perceptions of risk and preferences of HIV control strategies. For example, cisgender and transgender women may be less willing to tolerate risks.</li> <li>● Cisgender and transgender women were also more motivated by having regular access to a study nurse, having someone to speak to, receiving support, and financial compensation for participating in HIV cure/remission research.</li> <li>● Desirable life-changing improvements in an HIV control strategy for PLWHIV would be (1) not having replication-competent HIV inside the body, (2) no longer taking oral daily ART, and (3) more confidence in not being able to pass HIV to others.</li>   <li>● Nearly 60% of respondents stated they would be unlikely to switch to a new HIV remission strategy if there were a very small increase in the risk they could transmit HIV to a partner.</li> <li>● 59% of survey respondents viewed increased confidence that they would not pass HIV to others as a significant life-changing improvement.</li> <li>● Psychosocial and mental health factors may mediate willingness to switch to novel HIV treatment or remission research options. For example, one of the main deterrents of participating in HIV remission research is the fear of developing dementia.</li> </ul>	<ul style="list-style-type: none"> <li>● A variety of therapeutic options should be provided to PLWHIV in the future.</li> <li>● Researchers and HIV care providers should attend to patients' risk tolerance for being on/off ART and side effects before propositions to switch to new HIV therapeutic or research options.</li> <li>● Decision tools and educational materials for patients may help them better assess possible risks, benefits, and trade-offs.</li> <li>● More research is needed to understand patient preferences in diverse populations.</li> <li>● Gender preferences need to be considered in planning and implementing HIV treatment and remission research efforts, particularly to reduce barriers to participation in research.</li>   <li>● The perspectives and desires of PLWHIV should inform target product profiles for HIV control and remission strategies. Behavioral and social sciences research methods can be used to prioritize strategies that move forward into human testing.</li> <li>● Efforts aimed at completely eliminating HIV from the body should continue alongside efforts to achieve sustained ART-free HIV remission.</li> <li>● Community expectations about HIV cure and remission options should be managed to reduce therapeutic misconceptions.</li> <li>● HIV treatment interruptions can cause relapse in viremia and increase the possibility of transmitting HIV to sexual partners. HIV cure/remission research teams should provide adequate protection measures to sexual partners of those undergoing analytical treatment interruptions (e.g., appropriate counseling, PrEP referral or provision, and HIV testing).</li> <li>● HIV cure/remission research efforts should incorporate mental health assessments throughout the course of participation to ensure well-being of study participants.</li> <li>● There may be neurological impacts of interventions or HIV treatment interruptions to consider (e.g., viral loads in cerebrospinal fluid could be assessed to address concerns such as central nervous system viral escape).</li> </ul>

PLWHIV, people living with HIV.

## Conclusions

Our study attempted to quantify perceived improvements around emerging HIV therapies and remission strategies from the perspective of adults living with HIV in the United States. Respondents ascribed value judgments to specific benefits, risks, and trade-offs. These should be taken into account in the drug development process.<sup>20</sup> Moving forward, it will be important to pursue HIV therapeutic and remission research through a mechanism centering on the needs and perspectives of PLWHIV.<sup>42</sup> The high willingness to switch away from daily oral ART may be indicative of the need for improved therapies; however, the diversity

of patient perspectives reveals that we must be able to provide a variety of therapeutic options to PLWHIV in the future. Furthermore, acceptability research should become a critical component of ongoing biomedical HIV treatment and remission research efforts.<sup>25</sup>

More research should be directed toward understanding evolving community perceptions and unmet needs for PLWHIV. As PLWHIV become more aware of the availability of new HIV therapeutic and research options, preferences may change.<sup>11</sup> Ultimately, it will be important to acknowledge PLWHIV as experiential experts to maximize the potential benefits they may derive from emerging HIV therapies and remission strategies.

## Acknowledgments

The authors are immensely grateful to all the survey participants. They also thank all the community members (D.A., K.M., M.M., D.C.) who diligently reviewed the survey to ensure comprehension from a lay audience's perspective. They are grateful to Jo Gerrard who provided editorial assistance for this article.

## Author Disclosure Statement

D.E. participates in unpaid activities that are not part of this study for Gilead Sciences, Inc. No competing financial interests exist.

## Funding Information

This study was supported by grant funding from Gilead Sciences, Inc. Gilead Sciences, Inc. has had no input into the development or content of these materials.

K.D. is grateful for support received from R21MH118120, amfAR Institute for HIV Cure Research (amfAR 109301), UM1AI126620 (BEAT-HIV Collaboratory) cofunded by NIAID, NIMH, NINDS, and NIDA, and AI131385 (P01 Smith—Revealing Reservoirs during Rebound [R3]—Last Gift).

## Supplementary Material

Supplementary Figure S1  
 Supplementary Figure S2  
 Supplementary Figure S3  
 Supplementary Figure S4  
 Supplementary Figure S5  
 Supplementary Table S1  
 Supplementary Table S2  
 Supplementary Table S3  
 Supplementary Table S4  
 Supplementary Table S5  
 Supplementary Table S6  
 Supplementary Table S7

## References

- Palella E, Delaney K, Moorman A, *et al.*: Declining morbidity and mortality among patients with advanced human immunodeficiency virus infection. HIV outpatient study investigators. *N Engl J Med* 1998;338:853–860.
- Deeks S, Lewin S, Havlir D: The end of AIDS: HIV infection as a chronic disease. *Lancet* 2013;382:1525–1533.
- Richman DD, Margolis DM, Delaney M, Greene WC, Hazuda D, Pomerantz RJ: The challenge of finding a cure for HIV infection. *Science* 2009;323:1304–1307.
- AIDSinfo: What to start: Choosing an HIV regimen. Available at <https://aidsinfo.nih.gov/understanding-hiv-aids/factsheets/21/53/what-to-start—choosing-an-hiv-regimen> (2019), accessed April 30, 2019.
- Deeks SG, Lewin SR, Ross AL, *et al.*: International AIDS society global scientific strategy: Towards an HIV cure 2016. *Nat Med* 2016;22:839–850.
- Margolis DA, Gonzalez-Garcia J, Stellbrink H, *et al.*: Long-acting intramuscular cabotegravir and rilpivirine in adults with HIV-1 infection (LATTE-2): 96-Week results of a randomised, open-label, phase 2b, non-inferiority trial. *Lancet* 2017;390:1499–1510.
- TAG: Research toward a cure trials. Available at <http://www.treatmentactiongroup.org/cure/trials> (2019), accessed November 10, 2019.
- NIAID: Sustained ART-free HIV remission. Available at <https://www.niaid.nih.gov/diseases-conditions/sustained-art-free-hiv-remission> (2018), accessed May 9, 2019.
- Kerrigan D, Mantsios A, Gorgolas M, *et al.*: Experiences with long acting injectable ART: A qualitative study among PLHIV participating in a phase II study of cabotegravir + rilpivirine (LATTE-2) in the United States and Spain. *PLoS One* 2018;13:1–11.
- Simoni JM, Beima-sofie K, Mohamed ZH, *et al.*: Long-acting injectable antiretroviral treatment a qualitative study among US providers, adults living. *AIDS Patient Care STDS* 2019;33:104–111.
- Derrick CB, Ostermann J, Weissman SB, *et al.*: Who wants to switch? gauging patient interest in novel antiretroviral therapies. *Open Forum Infect Dis* 2018;5:ofy247.
- Kovarova M, Benhabbour SR, Massud I, *et al.*: Ultra-long acting removable drug delivery system for HIV treatment and prevention. *Nat Commun* 2018;9:1–11.
- Delaney M: The case for patient access to experimental therapy. *J Infect Dis* 1989;159:416–419.
- Dubé K, Dee L, Evans D, *et al.*: Perceptions of equipoise, risk—benefit ratios, and “otherwise healthy volunteers” in the context of early-phase HIV cure research in the United States: A qualitative inquiry. *J Empir Res Hum Res Ethics* 2018;13:3–17.
- Power J, Westle A, Dowsett GW, *et al.*: Perceptions of HIV cure research among people living with HIV in Australia. *PLoS One* 2018;13:e0202647.
- Dubé K, Taylor J, Sylla L, *et al.*: Well, it’s the risk of the unknown ... right?: A qualitative study of perceived risks and benefits of HIV cure research in the United States. *PLoS One* 2017;12:e0170112.
- Dubé K, Henderson GE, Margolis DM: Framing expectations in early HIV cure research. *Trends Microbiol* 2014; 22:547–549.
- Maxmen A: HIV-vaccine strategy sought. *Nature* 2018; 555:17–18.
- U.S. Department of Health and Human Services: Patient preference information voluntary submission, review in pre-market approval applications, humanitarian device exemption applications and de novo requests, and inclusion in decision summaries and device labeling. Available at <https://www.fda.gov/downloads/medicaldevices/deviceregulationandguidance/guidancedocuments/ucm446680.pdf> (2016), accessed November 10, 2019.
- FDA: The voice of the patient. Available at <http://www.fda.gov/downloads/ForIndustry/UserFees/PrescriptionDrugUserFee/UCM389379.pdf> (2014), accessed November 10, 2019.
- Coplan PM, Noel RA, Levitan BS, Ferguson J, Mussen F: Development of a framework for enhancing the transparency, reproducibility and communication of the benefit—risk balance of medicines. *Clin Pharmacol Ther* 2009;89: 312–315.
- Dubé K, Evans D, Sylla L, *et al.*: Willingness to participate and take risks in HIV cure research: Survey results from 400 people living with HIV in the U.S. *J Virus Erad* 2017; 3:40–50.
- Arnold M, Evans D, Vergel N: Recruitment and ethical considerations in HIV cure trials requiring treatment interruption. *J Virus Erad* 2015;1:43–48.



24. Grossman CI, Ross AL, Auerbach JD, *et al.*: Towards multidisciplinary HIV-cure research: Integrating social science with biomedical research. *Trends Microbiol* 2016;24: 5–11.
25. Dubé K, Sylla L, Dee L, *et al.*: Research on HIV cure: Mapping the ethics landscape. *PLoS Med* 2017;14: e1002470.
26. Murray M, Antela A, Mills A, *et al.*: Patient views on long-acting HIV treatment: Cabotegravir + rilpivirine as maintenance therapy (ATLAS 48 weeks results). International AIDS Society, Mexico City, -p. MOAB0103. Available at <http://programme.ias2019.org/Programme/Session/114> (2019), accessed November 10, 2019.
27. Dubé K, Evans D, Dee L, *et al.*: “We need to deploy them very thoughtfully and carefully”: Perceptions of analytical treatment interruptions in HIV cure research in the United States. *AIDS Res Hum Retroviruses* 2018;34:67–79.
28. Dubé K, Simoni J, Louella M, *et al.*: Acceptability of cell and gene therapy for curing HIV Infection among people living with HIV in the Northwestern United States: A qualitative study. *AIDS Res Hum Retroviruses* 2019;35: 649–659.
29. Julg B, Dee L, Ananworanich J, *et al.*: Recommendations for analytical antiretroviral treatment interruptions in HIV research trials. Report of a consensus meeting. *Lancet HIV* 2019;6:e259–e268.
30. Prevention Access Campaign: U=U. Available at <https://www.preventionaccess.org>, accessed November 10, 2019.
31. Sylla L, Evans D, Taylor J, *et al.*: If we build it, will they come? Perceptions of HIV cure-related research by people living with HIV in four U.S. cities: A qualitative focus group study. *AIDS Res Hum Retroviruses* 2018;34:56–66.
32. Hynes JS, Sheth AN, Lathrop E, Sales JM, Haddad LB: Preferred product attributes of potential multipurpose prevention technologies for unintended pregnancy and sexually transmitted infections or HIV among U.S. women. *J Womens Health (Larchmt)* 2019;28:665–672.
33. Eisingerich AB, Wheelock A, Gomez GB, Garnett GP, Dybul MR, Piot PK: Attitudes and acceptance of oral and parenteral HIV preexposure prophylaxis among potential user groups: A multinational study. *PLoS One* 2012;7: e28238.
34. Gilbertson A, Kelly EP, Rennie S, Henderson GE, Kuruc JD, Tucker JD: Indirect benefits in HIV cure clinical research: A qualitative analysis. *AIDS Res Hum Retroviruses* 2019;35:100–107.
35. Dhalla S, Poole G: Motivators to participation in medical trials: The application of social and personal categorization. *Psychol Health Med* 2013;18:664–675.
36. Stacey D, Légaré F, Lewis K, *et al.*: Decision aids for people facing health treatment or screening decisions. *Cochrane Database Syst Rev* 2017:CD001431.
37. Braddock CH: Supporting shared decision making when clinical evidence is low. *Med Care Res Rev* 2013;70:129S–140S.
38. TAG: Community recommendations for clinical research involving antiretroviral treatment interruptions in adults. Available at [http://www.treatmentactiongroup.org/sites/default/files/community\\_recs\\_clinical\\_research\\_final.pdf](http://www.treatmentactiongroup.org/sites/default/files/community_recs_clinical_research_final.pdf) (2018), accessed November 10, 2019.
39. Granich R, Gupta S, Hall I, Aberle-Grasse J, Hader S, Mermin J: Status and methodology of publicly available national HIV care continua and 90-90-90 targets: A systematic review. *PLoS Med* 2017;14:e1002253.
40. Préau M, Doumergue M, Protière C, *et al.*: Acceptability of HIV cure-related trials: The challenges for physicians and people living with HIV. *AIDS Care* 2018;30:914–920.
41. Rich ZC, Liu C, Ma Q, *et al.*: Physician perceptions of HIV cure in China: A mixed methods review and implications for HIV cure research. *Asian Pacific J Trop Dis* 2015;5: 687–690.
42. Dubé K, Barr L, Palm D, Brown B, Taylor J: Putting participants at the centre of HIV cure research. *Lancet HIV* 2019;3018:18–19.

Address correspondence to:

*Karine Dubé*

*The Public Health Leadership Program*

*UNC Gillings School of Global Public Health*

*McGavran-Greenberg Hall*

*Campus Box 7469*

*Chapel Hill, NC 27599-7469*

*E-mail: karine\_dube@med.unc.edu*