











<https://doi.org/10.1038/s41467-020-16186-9>

OPEN

Author Correction: TFPa/HADHA is required for fatty acid beta-oxidation and cardiolipin re-modeling in human cardiomyocytes

Jason W. Miklas, Elisa Clark , Shiri Levy, Damien Detraux , Andrea Leonard, Kevin Beussman, Megan R. Showalter, Alec T. Smith, Peter Hofsteen, Xiulan Yang, Jesse Macadangdang, Tuula Manninen, Daniel Raftery , Anup Madan, Anu Suomalainen , Deok-Ho Kim , Charles E. Murry , Oliver Fiehn , Nathan J. Sniadecki , Yuliang Wang & Hannele Ruohola-Baker

Correction to: *Nature Communications* <https://doi.org/10.1038/s41467-019-12482-1>, published online 11 October 2019

The original version of the Supplementary Information associated with this Article did not include the Supplementary Tables. The HTML has been updated to include a corrected version of the Supplementary Information. In addition, Supplemental Table S11 was not mentioned in the following sentence, where it should have been referred to together with Supplemental Table S10: “Cluster 1 showed an intermediate state of CM maturity, characterized by elevated OXPHOS and Myc target genes (Supplemental Table S10)”. This reference has now been added both in the PDF and HTML versions of the Article.

Published online: 08 May 2020



Open Access This article is licensed under a Creative Commons Attribution 4.0 International License, which permits use, sharing, adaptation, distribution and reproduction in any medium or format, as long as you give appropriate credit to the original author(s) and the source, provide a link to the Creative Commons license, and indicate if changes were made. The images or other third party material in this article are included in the article's Creative Commons license, unless indicated otherwise in a credit line to the material. If material is not included in the article's Creative Commons license and your intended use is not permitted by statutory regulation or exceeds the permitted use, you will need to obtain permission directly from the copyright holder. To view a copy of this license, visit <http://creativecommons.org/licenses/by/4.0/>.

© The Author(s) 2020