



OPEN ACCESS

ORIGINAL RESEARCH

Treatment with ACE inhibitors or ARBs and risk of severe/lethal COVID-19: a meta-analysis

Maria Elena Flacco,¹ Cecilia Acuti Martellucci,² Francesca Bravi,³ Giustino Parruti,⁴ Rosaria Cappadona,¹ Alfonso Mascitelli,⁵ Roberto Manfredini,⁶ Lorenzo G Mantovani,^{7,8} Lamberto Manzoli ¹

► Additional material is published online only. To view please visit the journal online (<http://dx.doi.org/10.1136/heartjnl-2020-317336>).

¹Department of Medical Sciences, University of Ferrara, Ferrara, Emilia-Romagna, Italy

²Polytechnic University of Marche School of Medicine and Surgery, Ancona, Marche, Italy

³University Hospital of Ferrara Arcispedale Sant'Anna Medical Department, Cona, Emilia-Romagna, Italy

⁴Infectious Diseases Unit, Local Health Unit of Pescara, Pescara, Italy

⁵Regional Healthcare Agency of Abruzzo, Pescara, Italy

⁶Dipartimento di Scienze Mediche, Università degli Studi di Ferrara, Ferrara, Italy

⁷Center for Public Health Research, University of Milan-Bicocca, Milano, Lombardia, Italy

⁸IRCCS MultiMedica, Sesto San Giovanni, Lombardia, Italy

Correspondence to

Professor Lamberto Manzoli, Medical Sciences, University of Ferrara, Ferrara 44121, Italy; lmanzoli@post.harvard.edu

MEF and CAM contributed equally.

Received 13 May 2020

Revised 9 June 2020

Accepted 17 June 2020

Published Online First

1 July 2020



© Author(s) (or their employer(s)) 2020. Re-use permitted under CC BY-NC. No commercial re-use. See rights and permissions. Published by BMJ.

To cite: Flacco ME, Acuti Martellucci C, Bravi F, *et al.* *Heart* 2020;**106**:1519–1524.

ABSTRACT

Objective It has been hypothesised that the use of ACE inhibitors and angiotensin receptor blockers (ARBs) might either increase or reduce the risk of severe or lethal COVID-19. The findings from the available observational studies varied, and summary estimates are urgently needed to elucidate whether these drugs should be suspended during the pandemic, or patients and physicians should be definitely reassured. This meta-analysis of adjusted observational data aimed to summarise the existing evidence on the association between these medications and severe/lethal COVID-19.

Methods We searched MedLine, Scopus and preprint repositories up to 8 June 2020 to retrieve cohort or case-control studies comparing the risk of severe/fatal COVID-19 (either mechanical ventilation, intensive care unit admission or death), among hypertensive subjects treated with: (1) ACE inhibitors, (2) ARBs and (3) both, versus untreated subjects. Data were combined using a random-effect generic inverse variance approach.

Results Ten studies, enrolling 9890 hypertensive subjects were included in the analyses. Compared with untreated subjects, those using either ACE inhibitors or ARBs showed a similar risk of severe or lethal COVID-19 (summary OR: 0.90; 95% CI 0.65 to 1.26 for ACE inhibitors; 0.92; 95% CI 0.75 to 1.12 for ARBs). The results did not change when both drugs were considered together, when death was the outcome and excluding the studies with significant, divergent results.

Conclusion The present meta-analysis strongly supports the recommendation of several scientific societies to continue ARBs or ACE inhibitors for all patients, unless otherwise advised by their physicians who should thus be reassured.

INTRODUCTION

With the spread of severe acute respiratory syndrome coronavirus 2 (SARS-CoV-2) pandemic, evidence is rapidly accumulating on the risk factors of severe COVID-19 and death. In the wake of some preliminary, unadjusted reports,^{1,4} individuals with pre-existing comorbidities such as hypertension, diabetes and cardiovascular diseases have been identified as those highly vulnerable.⁵ Notably, such chronic conditions frequently require prescription of ACE inhibitors and angiotensin II receptor blockers (ARBs).⁶ Animal studies showed that ACE inhibitors and ARBs upregulate ACE2 expression⁷ and, as coronaviruses bind their target

cells through ACE2, concerns have been expressed that these therapies might facilitate infection with SARS-CoV-2 and increase the risk of severe or fatal COVID-19.^{6,8} In contrast, it has been suggested that ACE inhibitors and ARBs could benefit infected patients, as ACE2 converts angiotensin II (with known vasoconstrictive, proinflammatory and fibrotic effects) into angiotensin 1–7, which may protect lungs from acute injury, and upregulating ACE2 through therapy may enhance this process.⁹

In this uncertain scenario, some observational studies with multivariable analyses found no association between use of renin-angiotensin-aldosterone system (RAAS) inhibitors and COVID-19 severity,^{10–16} a few studies found a significant reduction in the risk of death or severe disease^{17,18} and one study found an increased risk of mechanical ventilation and admission to the intensive care unit (ICU).¹⁹ The magnitude of the association also varied across studies, which differed for patients' characteristics, setting (inpatient or outpatient), population targeted by serological testing protocols and extent of measured confounding.

Summary estimates are urgently needed to elucidate whether these drugs, that are prescribed to tens of millions patients worldwide,²⁰ should be suspended during the pandemic, or patients and physicians should be definitely reassured.⁷ We thus carried out a meta-analysis to summarise the existing evidence from adjusted analyses on the association between RAAS inhibitors and COVID-19.

METHODS

Bibliographic search, data extraction and quality assessment

We searched MEDLINE and Scopus databases, up to 11 May 2020, for studies evaluating the risk of severe and/or fatal COVID-19 among ACE inhibitors and/or ARBs users versus non-users. The following search strategy was adopted, without language restrictions: COVID-19 [Title/Abstract] OR Coronavirus [Title/Abstract] OR SARS-CoV-2 [Title/Abstract] AND angiotensin* [Title/Abstract]. The reference lists of reviews and retrieved articles was also screened for additional pertinent papers. In the context of a public health emergency, there is urgency to make research findings available,²¹ and several relevant clinical data have been shared in public preprint repositories: we thus extended the search to include any relevant manuscript posted in MedRxiv. Inclusion criteria were: (A) cohort or

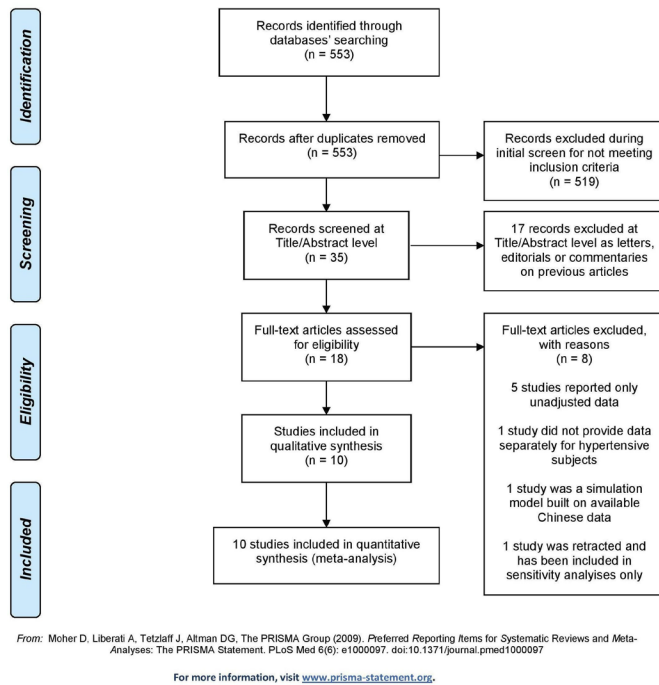


Figure 1 PRISMA 2009 flow diagram. PRISMA, Preferred Reporting Items for Systematic Reviews and Meta-Analyses.

case-control design; (B) laboratory confirmation of SARS-CoV-2 infection status through PCR assay of nasal or pharyngeal swab specimens; (C) available information on underlying comorbidities and pharmacological treatments at the time of COVID-19; and (D) data available to compare COVID-19 severity by RAAS treatment among hypertensive patients. Each included article was independently evaluated by two reviewers (MEF and CAM) who extracted the study characteristics and measures of effect. In case of discrepancies in data extraction, a third author was contacted (LM), and consensus was achieved through discussion.

Individual study quality was assessed using an adapted version of the Newcastle Ottawa Quality Assessment Scale, assessing the comparability across groups for confounding factors, the appropriateness of outcome assessment, length of follow-up and missing data handling and reporting.²²

Data analysis

Data were combined using a random-effect generic inverse variance approach²³ in order to account for between-study heterogeneity. Missing SEs were computed from 95% CIs following standard Cochrane methodology. If a paper reported the results of different multivariable models, the most stringently controlled estimates (those from the model adjusting for more factors) were extracted. If different models controlled for the same number of covariates, the model containing the most clinically meaningful covariates was used for the analysis.²⁴

Between-study heterogeneity was quantified using the I^2 statistic. Potential publication bias was assessed graphically, using funnel plots (displaying the Relative Risks from individual comparisons versus their precision (1/SE)). Given that the total number of publications included for each outcome was <10, we could not use formal tests for funnel plot asymmetry: in such cases, the power is too low to distinguish chance from real asymmetry.

The units of the meta-analysis were single comparisons of: (A) ACE inhibitors, (B) ARBs users and (C) both ACE inhibitors

and ARBs users, versus non users, in predicting: (1) severe/lethal COVID-19 (presence of either ICU admission, mechanical ventilation or death) and (2) lethal COVID-19. When a study only reported separate estimates for ACE inhibitors or ARBs users, or for the different outcomes included in the definition of severe/lethal COVID-19 (eg, ICU admission and mechanical ventilation separately), the overall estimate of risk was computed from the separate relative risks using the fixed-effect model for generic inverse variance outcomes.²⁴

All meta-analyses were performed using RevMan software, V.5.3 (The Cochrane Collaboration, 2019).

Ethics

The informed consent was not required, as the study did not enrol human subjects.

RESULTS

Of the 553 papers initially retrieved, five case-control and five cohort studies were included in the analyses¹⁰⁻¹⁹ (figure 1).

Overall, the studies included 9890 hypertensive subjects; four studies included only COVID-19 symptomatic patients requiring hospitalisation^{13 16-18} (table 1). Six studies were carried out in Europe,^{10-12 14 16 17} two in the USA^{15 19} and two in China.^{13 18} The mean age ranged from 58 to 69 years, and the sample size ranged from 205¹⁷ to 6272.¹⁴

The methodological characteristics of the included studies are summarised in table 2: the selection of the cohort of patients, the ascertainment of the exposure and the evaluation of the comparability of subjects were adequate in all studies, while 8 out of 10 adequately addressed the items pertaining to outcome assessment and follow-up (length and missing data). One study had a high risk of misclassification bias, as the proportions of hypertensive subjects treated with ACE inhibitors (16.4%) or ARBs (13.2%) were particularly low.¹⁹

Risk of severe/lethal COVID-19

A total of five studies, enrolling 7489 hypertensive patients, were included in the meta-analysis comparing the risk of severe/lethal COVID-19 between ACE inhibitors users versus non-users^{10 14 15 17 19} (table 3, figure 2). Overall, the risk of severe or lethal disease was comparable among treated and untreated patients (summary OR: 0.90; 95% CI 0.65 to 1.26). Two studies showed significant results, with opposite direction. The first included 682 hypertensive subjects and showed an increased risk of severe illness among the 112 patients treated with ACE inhibitors.¹⁹ The second enrolled 105 hypertensive subjects and reported a lower risk among the 38 treated patients.¹⁷ Excluding one or both of these studies did not change the results, which remained non-significant (all $p > 0.05$).

Five studies, enrolling 7462 hypertensive subjects, were included in the meta-analysis comparing the risk of severe illness between ARBs users and non-users^{10 13-15 19} (table 3, figure 3). All of them showed non-significant differences between treated and untreated patients, with a summary OR of 0.92; 95% CI 0.75 to 1.12.

When the above antihypertensive treatments were considered together (five studies, enrolling 11334 hypertensive patients),^{10 11 14 15 19} the risk of developing severe COVID-19 was again comparable between treated and untreated patients (summary OR: 1.00; 95% CI 0.84 to 1.18; figure 4).

Risk of death from COVID-19

The risk of death among RAAS inhibitors users versus non-users was compared in four studies, including a total of 2412

Table 1 Characteristics of the included studies

N	First author	Journal	Country	Study design	No. of infected patients (with severe/lethal COVID-19)	No. of hypertensive patients (under ACEi/ARBs)	Mean age (SD)	% males	Follow-up	Extracted outcome(s)	Method for adjustment
1	Bean ¹⁷	Submitted (MedRxiv)	UK	Cohort	205 (53)	105 (38)	63.0 (20.0)	51.7	7 days	Severe/lethal COVID-19 (ICU and death).	Logistic regression adjusted for age, gender and comorbidities.
2	Bravi ¹⁰	Submitted	Italy	Case-control	1603 (192)	543 (450)	58.0 (20.9)	47.3	24 days	(1) Severe/lethal COVID-19 (mech. ventilation, ICU and death); (2) death.	Logistic regression adjusted for age, gender and comorbidities
3	de Abajo ¹¹	<i>The Lancet</i>	Spain	Case-control	1139 (393) *	6261 (3950)*	69.1 (15.4)	61.0	–	Severe COVID-19 (hospital admission).	Logistic regression adjusted for age, gender, region (matching variables) and comorbidities.
4	Giorgi Rossi ¹²	Submitted (MedRxiv)	Italy	Cohort	2653 (217)	430 (108)	63.2	50.1	14 days	Death.	Cox proportional hazard analysis adjusted for age, gender and Charlson Index.
5	Liu ¹³	Submitted (MedRxiv)	China	Case-control	511 (38†)	78 (22)	65.2 (10.7)	55.2	NR	Severe/lethal COVID-19 (dyspnoea, resp. rate ≥ 30 /min, SaO ₂ $\leq 93\%$, mech. ventilation).	Logistic regression adjusted for gender and medications.
6	Mancia ¹⁴	<i>NEJM</i>	Italy	Case-control	6272 (617)	3586 (1844)	68.0 (13.0)	63.2	–	Severe/lethal COVID-19 (ICU and death),	Logistic regression adjusted for age, gender and comorbidities.
7	Mehra ²⁵	<i>NEJM</i> (Retracted)	Multicountry	Cohort	8910 (515)	2346 (1326)	49.0 (16.0)	60.0	40 days	Death.	Logistic regression adjusted for age, race, comorbidities and medications.
8	Mehta ¹⁹	<i>JAMA Cardiol</i>	USA	Cohort	1735 (272)	682 (202)	64.0 (14.0)	58.5	NR	Severe/lethal COVID-19 (ICU and mech. ventilation).	Logistic regression adjusted for age, gender and comorbidities.
9	Reynolds ¹⁵	<i>NEJM</i>	USA	Case-control	5894 (1002)	2573 (2141)	64.0 (15.6)	50.8	–	Severe/lethal COVID-19 (mech. ventilation, ICU and death).	Analysis propensity score-matched for age, gender, race, BMI, smoke, comorbidities and medications.
10	Tedeschi ¹⁶	<i>Clin Infect Dis</i>	Italy	Cohort	609 (179)	311 (175)	68.0 (18.5)	68.0	6 days	Death.	Cox proportional hazard analysis adjusted for age, gender and comorbidities.
11	Zhang ¹⁸	<i>Circ Res</i>	China	Cohort	1128 (99)	1128 (188)	64.0 (9.0)	53.3	28 days	Death.	Analysis propensity score-matched for age, gender, comorbidities and in-hospital therapy.

*Cases were COVID-19 patients; controls were SARS-CoV-2 negative subjects extracted from primary healthcare databases: as such, the number of hypertensive subjects includes both cases and controls and is higher than the number of COVID-19 patients.

†Number of patients with severe COVID-19 among only those with hypertension.

‡Included only in sensitivity analyses.

ARBs, Angiotensin receptor blockers; ICU, intensive care unit; mech., mechanical; NR, not reported; SARS-CoV-2, severe acute respiratory syndrome coronavirus 2.

Table 2 Methodological quality of the included studies according to the Newcastle Ottawa Scale

	Selection (max. score 4)	Comparability (max. score 2)	Outcome (max. score 3)
Bean ¹⁷	4	2	3
Bravi ¹⁰	4	2	3
de Abajo ¹¹	4	2	3
Giorgi Rossi ¹²	4	2	3
Liu ¹³	4	2	1
Mancia ¹⁴	4	2	3
Mehta ¹⁹	3	2	1
Reynolds ¹⁵	4	2	3
Tedeschi ¹⁶	4	2	3
Zhang ¹⁸	4	2	3

hypertensive subjects.^{10 12 16 18} Overall, no differences in risk emerged between the two groups, with a summary OR of 0.88 (95% CI 0.68 to 1.14; [table 3](#), [figure 5](#)). A single study from China, enrolling 1128 hospitalised hypertensive patients, showed a significant risk reduction among treated subjects¹⁸; when its results were excluded from the analyses, the overall estimates did not change (pooled OR 0.95; 95% CI 0.76 to 1.18). Another study²⁵ assessed the risk of death among ACE inhibitors/ARBs users versus non users and was initially included in the meta-analysis. However, this study was later retracted²⁶; thus, it was excluded from the main analyses and included into a sensitivity analysis: with or without the study, the summary estimate did not change (pooled OR 0.85; 95% CI 0.81 to 1.03).

DISCUSSION

Two main findings emerge from the present meta-analysis, which included the adjusted estimates of 10 observational studies and

Table 3 Risk of severe/fatal COVID-19 or death among hypertensive subjects treated with RAAS inhibitors versus untreated subjects, overall and by drug class

Outcomes	No. of studies (sample)	Pooled OR (95% CI)	P value	I ² , %
1. Severe/fatal COVID-19* (in users vs non users):				
ACE inhibitors only ^{10 14 15 17 19}	5 (7489)	0.90 (0.65 to 1.26)	0.6	80
ARBs only ^{10 13-15 19}	5 (7462)	0.92 (0.75 to 1.12)	0.4	25
ARBs/ACE inhibitors ^{10 11 14 15 19}	5 (11 334)	1.00 (0.84 to 1.18)	0.9	50
2. Death from COVID-19 (in users vs non users):				
<i>a. Main analysis:</i>				
ARBs/ACE inhibitors ^{10 12 16 18}	4 (2412)	0.88 (0.68 to 1.14)	0.3	24
<i>b. Sensitivity analysis:†</i>				
ARBs/ACE inhibitors ^{10 12 16 18 25}	5 (4758)	0.85 (0.71 to 1.03)	0.10	12

All meta-analyses are based on a generic inverse variance approach.

*Including admission into intensive care unit, need for mechanical ventilation or death.

†Including one retracted study.^{25 26}

ARBs, angiotensin receptor blockers; RAAS, renin-angiotensin-aldosterone.

almost 10 000 hypertensive subjects: first, no significant differences in the risk of developing severe or fatal COVID-19 were observed between the subjects treated with either ACE inhibitors or ARBs, as compared with non-users. Second, and importantly, the results did not change after the exclusion of the three studies, which reported either a significantly higher or lower risk of severe illness among treated patients.

The present findings provide solid evidence from properly adjusted estimates across different countries on the absence of risk from RAAS inhibitors treatment during the pandemic, strongly supporting the statements of several experts^{27 28} and scientific societies, including the European Medicines Agency,²⁹ the European Society of Cardiology³⁰ and the American Heart Association,³¹ who recommend continuation of ARBs or ACE inhibitors medication. Although the present findings do not support the hypothesis of a beneficial effect from therapy during the necessary time required for randomised data to come, patients and physicians can be reassured.

Some limitations should be considered when interpreting the present findings. First, two meta-analyses showed an intermediate-to-high level of heterogeneity. However, a certain degree of heterogeneity across studies was inevitable, given the large variation in terms of setting and baseline patients characteristics. Also, when the analyses were repeated adopting a fixed approach, none of the results substantially differed (except for CIs, which were typically tighter). Second, although all studies (with a single exception)¹³ provided analyses at least adjusted for

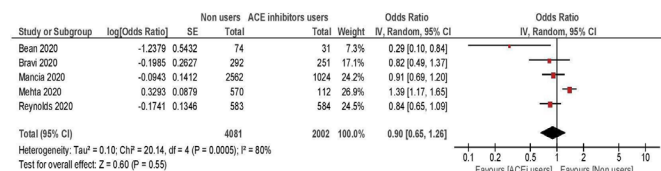


Figure 2 Risk of severe/lethal COVID-19 among ACE inhibitors users versus non-users.

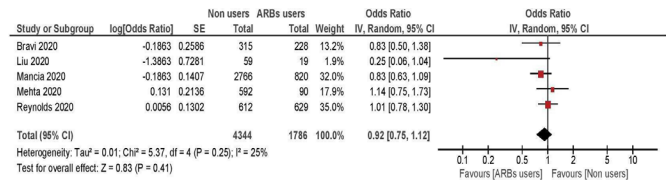


Figure 3 Risk of severe/lethal COVID-19 among ARB inhibitors users, versus non-users. ARBs, angiotensin receptor blockers.

age, gender and several underlying comorbidities, some extent of residual confounding cannot be completely ruled out, as for any observational study.³² Third, as shown in the funnel plots in the supplementary online Figures S1-S4, no meta-analysis included more than five studies, thus it was not possible to perform a meaningful evaluation of publication bias. However, given the public health relevance of these data, it is unlikely that non-significant findings—with reassuring implications—have been withheld. Rather, it is certain that large dataset will be available soon. Given the urgency for millions of patients, we decided not to wait, but the present meta-analysis will have to be updated as new adjusted analyses are published. Finally, the risk of selective inclusion bias, due to the presence of multiple effect estimates that can be extracted from individual studies,³³ is likely to be low, as only one of the included studies reported more than an adjusted estimate,¹⁸ and the results of the meta-analysis including the alternate estimate of effect were unchanged (pooled OR of death 0.88; 95% CI 0.68 to 1.13).

Acknowledging these caveats, the present meta-analysis, based on 10 studies and almost 10 000 hypertensive subjects, did not find any association between COVID-19 severity or mortality and treatment with ARBs, ACE inhibitors or both, strongly supporting the recommendation of several scientific societies to continue ARBs or ACE inhibitors medication for all patients, unless otherwise advised by their physicians, who should thus be reassured.

Contributors The following authors have contributed to the planning (MEF, CAM, RC, LGM and LaM), conduct (MEF, CAM, FB, GP, RC, AM, RM, LGM) and reporting (MEF, FB, GP, AM, RM, LGM and LM) of the present work.

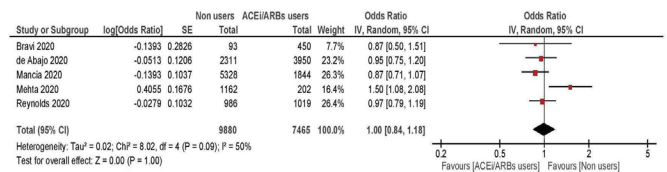


Figure 4 Risk of severe/lethal COVID-19 among ACE inhibitors/ARBs users versus non-users. ARBs, angiotensin receptor blockers.

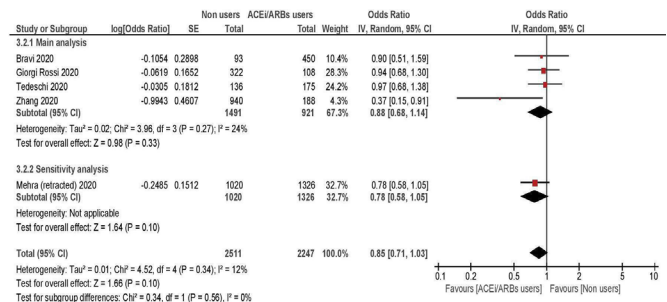


Figure 5 Risk of death among ACE inhibitors/ARBs users versus non-users. ARBs, angiotensin receptor blockers.

Key messages

What is already known on this subject?

► Some preliminary, unadjusted reports on severe acute respiratory syndrome coronavirus 2 positive subjects showed an increased mortality and morbidity among hypertensive patients, who were frequently treated with ACE inhibitors or angiotensin receptor blockers (ARBs). Recently, some observational studies with multivariable analyses found no association between these medications and COVID-19 severity, a few studies found a significant reduction in the risk of death or severe disease and one study found an increased risk of mechanical ventilation and admission to the intensive care unit. The magnitude of the association also varied across studies, which differed for patients' characteristics, setting (inpatient or outpatient), population targeted by serological testing protocols and extent of measured confounding.

What might this study add?

► This meta-analysis is based on 10 adjusted observational studies (enrolling almost 10 000 hypertensive subjects), from different countries, and provides the first summary estimate on the association between ACE inhibitors or ARBs use and COVID-19 severity or mortality. All analyses showed a comparable risk of severe or fatal illness among treated and untreated subjects, either considering ACE inhibitors or ARBs separately, or combined.

How might this impact on clinical practice?

► Given that ACE inhibitors and ARBs are prescribed to tens of millions patients worldwide, summary estimates were strongly needed to elucidate whether these drugs should be suspended during the pandemic, or patients and physicians should be definitely reassured. These findings strongly support the recommendation of several scientific societies to continue ARBs or ACE inhibitors medication for all patients, unless otherwise advised by their physicians.

Funding The authors have not declared a specific grant for this research from any funding agency in the public, commercial or not-for-profit sectors.

Competing interests None declared.

Patient and public involvement Patients and/or the public were not involved in the design, or conduct, or reporting, or dissemination plans of this research.

Patient consent for publication Not required.

Ethics approval The study complies with the Declaration of Helsinki. As a meta-analysis, the protocol and study did not require the approval from Ethics Committee.

Provenance and peer review Not commissioned; externally peer reviewed.

Data availability statement Data are available on reasonable request. All data are available from the corresponding author on request.

Open access This is an open access article distributed in accordance with the Creative Commons Attribution Non Commercial (CC BY-NC 4.0) license, which permits others to distribute, remix, adapt, build upon this work non-commercially, and license their derivative works on different terms, provided the original work is properly cited, appropriate credit is given, any changes made indicated, and the use is non-commercial. See: <http://creativecommons.org/licenses/by-nc/4.0/>.

ORCID iD

Lamberto Manzoli <http://orcid.org/0000-0002-8129-9344>

REFERENCES

- Yang X, Yu Y, Xu J, *et al.* Clinical course and outcomes of critically ill patients with SARS-CoV-2 pneumonia in Wuhan, China: a single-centered, retrospective, observational study. *Lancet Respir Med* 2020;8:475–81.
- Guan WJ, ZY N, Hu Y, *et al.* Clinical characteristics of coronavirus disease 2019 in China. *N Engl J Med* 2020.
- Guo T, Fan Y, Chen M, *et al.* Cardiovascular implications of fatal outcomes of patients with coronavirus disease 2019 (COVID-19). *JAMA Cardiol* 2020.
- Wu Z, McGoogan JM. Characteristics of and Important Lessons From the Coronavirus Disease 2019 (COVID-19) Outbreak in China: Summary of a Report of 72 314 Cases From the Chinese Center for Disease Control and Prevention. *JAMA* 2020.
- Yang J, Zheng Y, Gou X, *et al.* Prevalence of comorbidities and its effects in coronavirus disease 2019 patients: a systematic review and meta-analysis. *Int J Infect Dis* 2020;94:91–5.
- Karakiulakis G, Roth M. Are patients with hypertension and diabetes mellitus at increased risk for COVID-19 infection? *Lancet Respir Med* 2020.
- Vaduganathan M, Vardeny O, Michel T, *et al.* Renin-Angiotensin-Aldosterone system inhibitors in patients with Covid-19. *N Engl J Med* 2020.
- Zheng Y-Y, Ma Y-T, Zhang J-Y, *et al.* COVID-19 and the cardiovascular system. *Nat Rev Cardiol* 2020;17:259–60.
- Bavishi C, Maddox TM, Messerli FH. Coronavirus disease 2019 (COVID-19) infection and renin angiotensin system blockers. *JAMA Cardiol* 2020. doi:10.1001/jamacardio.2020.1282
- Bravi F, Flacco ME, Carradori T, *et al.* Predictors of severe or lethal COVID-19, including angiotensin converting enzyme inhibitors and angiotensin II receptor blockers, in a sample of infected Italian citizens. *PLoS One* 2020;15:e0235248.
- de Abajo FJ, Rodríguez-Martín S, Lerma V, *et al.* Use of renin-angiotensin-aldosterone system inhibitors and risk of COVID-19 requiring admission to hospital: a case-population study. *Lancet* 2020;395:1705–14.
- Giorgi Rossi P, Marino M, Formisano D, *et al.* Characteristics and outcomes of a cohort of SARS-CoV-2 patients in the province of Reggio Emilia, Italy. *MedRxiv* 2020.
- Liu Y, Huang F, Xu J, *et al.* Anti-Hypertensive angiotensin II receptor blockers associated to mitigation of disease severity in elderly COVID-19 patients. *MedRxiv* 2020.
- Mancia G, Rea F, Ludergnani M, *et al.* Renin-Angiotensin-Aldosterone system blockers and the risk of Covid-19. *N Engl J Med* 2020;382:2431–40.
- Reynolds HR, Adhikari S, Pulgarin C, *et al.* Renin-Angiotensin-Aldosterone system inhibitors and risk of Covid-19. *N Engl J Med* 2020.
- Tedeschi S, Giannella M, Bartoletti M, *et al.* Clinical impact of renin-angiotensin system inhibitors on in-hospital mortality of patients with hypertension hospitalized for COVID-19. *Clin Infect Dis* 2020. doi:10.1093/cid/ciaa492
- Bean D, Kraljevic Z, Searle T, *et al.* Treatment with ACE-inhibitors is associated with less severe disease with SARS-Covid-19 infection in a multi-site UK acute Hospital Trust [Unpublished work]. *MedRxiv* 2020.
- Zhang P, Zhu L, Cai J, *et al.* Association of inpatient use of angiotensin converting enzyme inhibitors and angiotensin II receptor blockers with mortality among patients with hypertension hospitalized with COVID-19. *Circ Res* 2020.
- Mehta N, Kalra A, Nowacki AS, *et al.* Association of use of angiotensin-converting enzyme inhibitors and angiotensin II receptor blockers with testing positive for coronavirus disease 2019 (COVID-19). *JAMA Cardiol* 2020.
- WHO. *COVID-19 and the use of angiotensin-converting enzyme inhibitors and receptor blockers - Scientific brief*. WHO, 2020.
- Carr D. Sharing research data and findings relevant to the novel coronavirus (COVID-19) outbreak. secondary sharing research data and findings relevant to the novel coronavirus (COVID-19) outbreak, 2020. Available: <https://wellcome.ac.uk/coronavirus-covid-19/open-data>
- Wells G, Shea B, O'Connell D, *et al.* The Newcastle-Ottawa scale (NOS) for assessing the quality of nonrandomised studies in meta-analyses. secondary the Newcastle-Ottawa scale (NOS) for assessing the quality of nonrandomised studies in meta-analyses, 2005. Available: http://www.ohri.ca/programs/clinical_epidemiology/oxford.asp
- Manzoli L, Flacco ME, Boccia S, *et al.* Generic versus brand-name drugs used in cardiovascular diseases. *Eur J Epidemiol* 2016;31:351–68.
- Manfredini R, Fabbian F, Cappadona R, *et al.* Daylight saving time and acute myocardial infarction: a meta-analysis. *J Clin Med* 2019;8. doi:10.3390/jcm8030404
- Mehra MR, Desai SS, Kuy S, *et al.* Cardiovascular disease, drug therapy, and mortality in Covid-19. *N Engl J Med* 2020.
- Mehra MR, Desai SS, Kuy S, *et al.* Retraction: cardiovascular disease, drug therapy, and mortality in Covid-19 2020. *N Engl J Med*.
- Kuster GM, Osswald S. Switching antihypertensive therapy in times of COVID-19: why we should wait for the evidence. *Eur Heart J* 2020;41:1857.
- Kuster GM, Pfister O, Burkard T, *et al.* SARS-CoV2: should inhibitors of the renin-angiotensin system be withdrawn in patients with COVID-19? *Eur Heart J* 2020;41:1801–3.
- European Medicines Agency. Ema advises continued use of medicines for hypertension, heart or kidney disease during COVID-19 pandemic, 2020. Available: <https://www.ema.europa.eu/en/news/ema-advises-continued-use-medicines-hypertension-heart-kidney-disease-during-covid-19-pandemic> [Accessed 20 Apr 2020].
- European Society of Cardiology. Position statement of the ESC Council on hypertension on ACE-inhibitors and angiotensin receptor blockers, 2020. Available:

- [https://www.escardio.org/Councils/Council-on-Hypertension-\(CHT\)/News/position-statement-of-the-esc-council-on-hypertension-on-ace-inhibitors-and-ang](https://www.escardio.org/Councils/Council-on-Hypertension-(CHT)/News/position-statement-of-the-esc-council-on-hypertension-on-ace-inhibitors-and-ang) [Accessed 20 Apr 2020].
- 31 American Heart Association. Patients taking ACE-i and Arbs who contract COVID-19 should continue treatment, unless otherwise advised by their physician, 2020. Available: https://newsroom.heart.org/news/patients-taking-ace-i-and-arbs-who-contrast-covid-19-should-continue-treatment-unless-otherwise-advised-by-their-physician?utm_campaign=sciencenews19-20&utm_source=science-news&utm_medium=phd-link&utm_content=phd03-17-20
- 32 Thomas LE, Bonow RO, Pencina MJ. Understanding observational treatment comparisons in the setting of coronavirus disease 2019 (COVID-19). *JAMA Cardiol* 2020.
- 33 Page MJ, Forbes A, Chau M, *et al.* Investigation of bias in meta-analyses due to selective inclusion of trial effect estimates: empirical study. *BMJ Open* 2016;6:e011863.
-