



Published in final edited form as:

*Natl Sci Rev.* 2016 December ; 3(4): 470–494. doi:10.1093/nsr/nww081.

## Modeling Sustainability: Population, Inequality, Consumption, and Bidirectional Coupling of the Earth and Human Systems.

Safa Motesharrei<sup>1,+,\*</sup>, Jorge Rivas<sup>2,+</sup>, Eugenia Kalnay<sup>1,+</sup>, Ghassem R. Asrar<sup>3</sup>, Antonio J. Busalacchi<sup>4</sup>, Robert F. Cahalan<sup>5,6</sup>, Mark A. Cane<sup>7</sup>, Rita R. Colwell<sup>1</sup>, Kuishuang Feng<sup>1</sup>, Rachel S. Franklin<sup>8</sup>, Klaus Hubacek<sup>1</sup>, Fernando Miralles-Wilhelm<sup>1,3</sup>, Takemasa Miyoshi<sup>9</sup>, Matthias Ruth<sup>10</sup>, Roald Sagdeev<sup>1</sup>, Adel Shirmohammadi<sup>1</sup>, Jagadish Shukla<sup>11</sup>, Jelena Srebric<sup>1</sup>, Victor M. Yakovenko<sup>1</sup>, Ning Zeng<sup>1</sup>

<sup>1</sup>University of Maryland <sup>2</sup>Institute for Global Environment and Society <sup>3</sup>Joint Global Change Research Institute <sup>4</sup>University Corporation for Atmospheric Research <sup>5</sup>Johns Hopkins University <sup>6</sup>NASA Goddard Space Flight Center <sup>7</sup>Columbia University <sup>8</sup>Brown University <sup>9</sup>RIKEN Advanced Institute for Computational Science <sup>10</sup>Northeastern University <sup>11</sup>George Mason University

### Abstract

Over the last two centuries, the impact of the Human System has grown dramatically, becoming strongly dominant within the Earth System in many different ways. Consumption, inequality, and population have increased extremely fast, especially since about 1950, threatening to overwhelm the many critical functions and ecosystems of the Earth System. Changes in the Earth System, in turn, have important feedback effects on the Human System, with costly and potentially serious consequences. However, current models do not incorporate these critical feedbacks. We argue that in order to understand the dynamics of either system, Earth System Models must be coupled with Human System Models through bidirectional couplings representing the positive, negative, and delayed feedbacks that exist in the real systems. In particular, key Human System variables, such as demographics, inequality, economic growth, and migration, are not coupled with the Earth System but are instead driven by exogenous estimates, such as UN population projections. This

\*Corresponding Author: ssm@umd.edu.

+These authors contributed equally to this work.

#### Notes

<sup>12</sup>These dramatic declines appear highly unlikely given that countries like Japan and Germany have not yet declined by more than about 1% [United Nations, 2013a], and already their governments have enacted a series of policies to encourage higher birth rates. In fact, there is evidence for the efficacy of various family policies in the recent fertility rebounds observed in several developed countries [Luci-Greulich and Thévenon, 2013]. Similarly, Russia, which saw its fertility rate plunge after 1989 (reaching a low of 1.19 in 1999 from 2.13 in 1988), enacted pro-natalist policies and liberalized immigration. The fertility rate has since rebounded, and the population decline reversed in 2009.

<sup>31</sup>With more than 180 countries, covering ~90% of global emissions, having committed to submit Intended Nationally Determined Contributions (INDCs), the Paris framework forms a system of country-level, nationally-determined emissions reduction targets that can be regularly monitored and periodically escalated. While analysis [Fawcett et al., 2015] of the INDCs indicates that, if fully implemented, they can reduce the probability of reaching the highest levels of temperature change by 2100 and increase the probability of limiting global warming to 2°C, achievement of these goals still depends on the escalation of mitigation action beyond the Paris Agreement. Even if the commitments are fulfilled, they are not enough to stay below the 2°C pathway [Kintisch, 2015; Iyer et al., 2015; Fawcett et al., 2015], but the Paris framework is an important start for an eventual transformation in policies and measures. Thus, the INDCs can only be a first step in a deeper process, and the newly created framework must form an effective foundation for further actions on emissions reductions.

makes current models likely to miss important feedbacks in the real Earth-Human system, especially those that may result in unexpected or counterintuitive outcomes, and thus requiring different policy interventions from current models. The importance and imminence of sustainability challenges, the dominant role of the Human System in the Earth System, and the essential roles the Earth System plays for the Human System, all call for collaboration of natural scientists, social scientists, and engineers in multidisciplinary research and modeling to develop coupled Earth-Human system models for devising effective science-based policies and measures to benefit current and future generations.

## Description of Sections

Section 1 describes major changes in the relationship between the Earth System and the Human System, and key Human System factors driving these changes. Section 2 provides examples of fundamental problems in the exogenous projections of key Human System factors used in current models. Section 3 describes examples of changes in the Earth System that may impact the Human System seriously, as well as missing feedbacks from the Earth System onto the Human System. Section 4 argues for the need to bidirectionally couple both systems in order to model the future of either system more realistically, and proposes practical methods to implement this coupling.

### 1 Dominance of the Human System within the Earth System

Humans impact the Earth System by extracting resources and returning waste and pollution to the system, and simultaneously altering land cover, fragmenting ecosystems, and reducing biodiversity.<sup>1</sup> The level of this impact is determined by extraction and pollution rates, which in turn, are determined by the total consumption rate. Total consumption equals population multiplied by average consumption per capita, both of which are recognized as primary drivers of human environmental impact.<sup>2</sup>

<sup>1</sup>Planet Earth has been the habitat of humans for hundreds of thousands of years. Human life depends on the resources provided by the Earth System: air from the Earth's atmosphere; water from the atmosphere and rivers, lakes, and aquifers; fruits from trees; meat and other products from animals; and over the past 10,000 years, land for agriculture, and metals and other minerals from the Earth's crust. Until about 200 years ago, we used renewable biomass as the major source of materials and energy, but over the course of the past two centuries, we have instead become heavily dependent on fossil fuels (coal, oil, and natural gas) and other minerals for both materials and energy. These nonrenewable resources made possible both of the revolutions which drove the the growth in consumption per capita and population: the Industrial Revolution and the Green Revolution. Our relationship with our planet is not limited to consuming its resources. Waste is an inevitable outcome of any production process; what is produced must return to the Earth System in some form. Waste water goes back to the streams, rivers, lakes, oceans, or into the ground; greenhouse and toxic gases go into the atmosphere, land, and oceans; and trash goes into landfills and almost everywhere else.

<sup>2</sup>Using Gross Domestic Product (GDP) per capita as a rough measure of consumption per capita, the extent of the impact of the Human System on the Earth System can be estimated from the total population and the average consumption per capita. This can be also seen from the defining equation for GDP per capita, i.e.,  $\text{GDP per capita} = \text{GDP} / \text{Population}$ . One may rewrite this equation as  $\text{GDP} = \text{Population} \times \text{GDP per capita}$ . By taking variations, we get:

$$\frac{\delta \text{GDP}}{\text{GDP}} = \frac{\delta \text{Population}}{\text{Population}} + \frac{\delta \text{GDP per capita}}{\text{GDP per capita}}$$

This equation simply means that the relative change in the total GDP is comprised of two components, i.e., the relative changes in population and GDP per capita. A graphical demonstration of this decomposition can be seen in the inset of Fig. 1. Data from Maddison [2001], with updates from the Maddison Project, 2013 (for the underlying methodology of the updates see Bolt and van Zanden [2014]). Population data for the inset from United Nations [2013b].

The rapid expansion of the human system has been a remarkably recent phenomenon (see Fig. 1). For over 90% of human existence, world population remained less than 5 million. After the Agricultural Revolution, it still took about 10,000 years to reach one billion, around the year 1800. About a century later the second billion was reached, around 1930. Thereafter, in less than a century, five billion more humans were added (within a single human lifetime). The peak in the *rate of growth* occurred in the 1960s, but because of the larger total population, the peak in *absolute growth* has persisted since the early 1990s [United Nations, 2015]. To go from 5 to 6 billion took about 12 years (1987–1999), and from 6 to 7 billion also took about 12 years (1999–2011). The decline in the *rate* of growth over the past few decades has not significantly reduced the *absolute* number currently added every year, ~80 million (e.g., 83 million in 2016), equivalent to the population of Germany [Christenson, 2002; United Nations, 2013a]. A similar pattern holds for GDP per capita, but with the acceleration of growth occurring even more recently (see Fig. 1) and with the distribution of consumption becoming much more unequal. Thus, until the last century, population and GDP per capita were low enough that the Human System remained a relatively small component of the Earth System. However, both population and GDP per capita experienced explosive growth, especially after ~1950, and the product of these two growths — total human impact — has grown from relatively small to dominant in the Earth System.

Contrary to popular belief, these trends still continue for both population and consumption per capita. The world is projected to add a billion people every 13–15 years for decades to come. The current UN medium estimate expects 11.2 billion people by 2100, while the high estimate is 16.6 billion.<sup>3</sup> Similarly, while the highest rates of growth of global per capita GDP took place in the 1960s, they are not projected to decline significantly from their current rates (so that estimates of annual global growth until 2040 range from 3.3% (IMF and IEA) to 3.8% (US EIA), implying a doubling time of about 20 years).<sup>4</sup>

Two major factors enabled this demographic explosion. First, advances in public health, sanitation, and medicine significantly reduced mortality rates and lengthened average life-span. Second, the rapid and large-scale exploitation of fossil fuels [Krausmann et al., 2009] — a vast stock of nonrenewable resources accumulated by Nature over hundreds of millions of years that are being drawn down in just a few centuries — and the invention of the HaberBosch process to use natural gas to produce nitrogen fertilizer [Smil, 2004; Erisman et al., 2008] enabled increasingly higher levels of food and energy production. All these factors allowed fast growth of the human system [Warren, 2015; Smil, 1999].<sup>5</sup>

<sup>3</sup>In fact, the 2015 Revision has already raised the global total in 2100 by 360 million to 11.2 billion just from the last estimate published in 2013 [United Nations, 2015].

<sup>4</sup>While there has been some reduction of the energy- and emissions-intensity of economic growth in wealthy countries, one has to be cautious about extrapolating recent improvements, as small as they may be, because these improvements have been at least partly due to the outsourcing of energy-intensive sectors to poorer countries [Sathaye et al., 2011; Feng et al., 2011a; Davis and Caldeira, 2010; Weber et al., 2008; Yu et al., 2013; Peters, 2008; Peters et al., 2011, 2012; Le Quéré et al., 2014; Muñoz et al., 2009; Bruckner et al., 2012; Wiedmann et al., 2015], and because there are basic physical limits to further efficiency improvements, especially in the use of water, energy, food, and other natural resources [Turrall et al., 2010; Ruth, 1993, 1995a,b, 2006].

<sup>5</sup>For example, between 1950 and 1984, the production of grains increased by 250% due to the use of fossil fuels for fertilization, mechanization, irrigation, herbicides, and pesticides [Kendall and Pimentel, 1994]. These technological advances, together with the development of new seed varieties, are referred to as the “Green Revolution” that allowed global population to double in that period [Ramankutty et al., 2002].

Technological advances also allowed for the rapid increase in consumption per capita (see Fig. 1). This increase was made possible by a dramatic expansion in the scale of resource extraction, which, by providing a very large increase in the use of inputs, greatly increased production, consumption, throughput, and waste. During the fossil fuel era, per capita global primary energy and per capita global materials consumption have significantly increased over time. Despite tremendous advances in technological efficiencies, world energy use has increased for coal, oil, gas, and electricity since 1900, and global fossil fuel use per capita has continued to rise over the last few decades. There is no empirical evidence of reduction in use per capita, nor has there been an abandonment or long-term decline of one category through substitution by another. The same applies to global per capita use of materials for each of the major materials categories of minerals — industrial, construction, materials for ores, and materials derived from fossil energy carriers.<sup>6</sup>

The rapidly growing size and influence of the Human System has come to dominate the Earth System in many different ways [Crutzen, 2006; Rockström et al., 2009; Barnosky et al., 2012; Crutzen, 2002]. Estimates of the global net primary production (of vegetation) appropriated by humans range as high as 55%, and the percentage impacted, not just appropriated, is much larger [Rojstaczer et al., 2001; Imhoff et al., 2004; Haberl et al., 2007; Lauk and Erb, 2009; Zeng and Yoon, 2009; Zeng et al., 2014; Liu et al., 2015; Haberl et al., 2011; Foley et al., 2005; Krausmann et al., 2013; Millennium Ecosystem Assessment, 2005]. Human activity has also had a net negative effect on total global photosynthetic productivity since the most productive areas of land are directly in the path of urban sprawl [Imhoff et al., 2000]. Human use of biomass for food, feed, fiber, fuel, and materials, has become a primary component of global biogeochemical cycles of carbon, nitrogen, phosphorous, and other nutrients. Land-use for biomass production is one of the most important stressors on biodiversity, while total biomass use has continued to grow and demand is expected to continue growing over the next few decades [Krausmann et al., 2008a]. Global food demand alone has been projected to double or more from 2000 to 2050 due to both rising population and rising incomes [Tilman et al., 2011]. Most agriculturally usable land has already been converted to agriculture [Tilman et al., 2002]. Most large mammals are now domesticated animals [Kareiva et al., 2007; Lyons et al., 2004]. Soils worldwide are being eroded, fisheries exhausted, forests denuded, and aquifers drawn down, while desertification due to overgrazing, deforestation, and soil erosion is spreading [Scholes and Scholes, 2013; Vitousek et al., 1997b; Döll et al., 2014; Aeschbach-Hertig and Gleeson, 2012]. Deforestation, in turn, affects local climate through evapotranspiration and albedo [Li et al., 2015, 2016]. Since climate change is expected to make subtropical regions drier, desertification is expected to further increase, especially due to bidirectional albedo-vegetation feedback [Zeng and Yoon, 2009].

At the same time, greenhouse gases from fossil fuels, together with land-use change, have become the major drivers of global climate change [Hansen et al., 2013; Ciais et al., 2013;

---

<sup>6</sup>Thus, while the rate of materials intensity of GDP growth has declined (very slowly: 2.5 kg/\$ in 1950, 1.4 kg/\$ in 2010), the per capita rate continues to increase. The only materials category whose per capita use has remained relatively stable is biomass [Krausmann et al., 2009; Schaffartzik et al., 2014], probably reflecting the physical limits of the planet's regenerating natural resources to continue to provide humans with ever-growing quantities of biomass [Seppelt et al., 2014; Cleveland and Ruth, 1998]. (See Motesharrei et al. [2014] for a conceptual model of regenerating natural resources.)

Crutzen, 2002]. Atmospheric levels of carbon dioxide, methane, and nitrous oxide not only exceed pre-industrial concentrations by about 40%, 150%, and 20%, respectively, they are now substantially above their maximum ranges of fluctuation over the past 800,000 years<sup>7</sup> [Ciais et al., 2013] while total carbon dioxide emissions continue to grow at a rapid rate [Marland et al., 2012]. Arctic sea ice, Antarctic and Greenland ice sheets, global glacier mass, permafrost area, and Northern Hemisphere snow cover are all decreasing substantially, while ocean surface temperatures, sea level, and ocean acidification are rising [Ciais et al., 2013]. Arctic sea ice is decreasing at an average rate of  $3.0 \pm 0.3 \text{ m}^2$  per metric ton of  $\text{CO}_2$  emissions, and at the current emissions rate of 35 gigaton per year could completely disappear by 2050 during Septembers [Notz and Stroeve, 2016]. The rate of ocean acidification, in particular, is currently estimated to be at least 100 times faster than at any other time in the last 20 million years [Rockström et al., 2009].

The Human System dominates the global nitrogen cycle, having produced a 20% rise in nitrous oxide ( $\text{N}_2\text{O}$ ) in the atmosphere, now the third largest contributor to global warming, and a tripling of ammonia ( $\text{NH}_3$ ) in the atmosphere due to human activities [Galloway et al., 2004]. In total, human processes produce more reactive nitrogen than all natural processes combined [Canfield et al., 2010; Rockström et al., 2009; Gruber and Galloway, 2008; Howarth et al., 2012; Vitousek et al., 1997a; Holtgrieve et al., 2011], altering the global nitrogen cycle so fundamentally that Canfield et al. [2010] estimate the closest geological comparison occurred about 2.5 billion years ago. Nitrogen and phosphorus fertilizer runoff, along with nitrogen oxides from fossil-fuel combustion (which is then deposited by rain over land and water) are causing widespread eutrophication in rivers, lakes, estuaries, and coastal oceans, and creating massive Dead Zones, with little or no oxygen, which are increasing in number and size in coastal waters and oceans globally, killing large swaths of sea life and damaging or destroying fisheries. This may be compounded further by potentially dangerous positive feedbacks between hypoxia, ocean acidification, and rising sea temperatures [Cai et al., 2011; Carstensen et al., 2014; Rabotyagov et al., 2014; Melzner et al., 2012; Rockström et al., 2009; Vaquer-Sunyer and Duarte, 2008; Ekstrom et al., 2015; Canfield et al., 2010; Tilman et al., 2001].

Human activities also dominate many regional hydrological cycles [Molle et al., 2010; Vörösmarty et al., 2000; Grasby, 2004; Molden, 2007; Meybeck, 2003; Gordon et al., 2008; Wagener et al., 2010; Barnett et al., 2008], with more than half of all accessible surface freshwater being used by humans, to such an extent that some major rivers are being so excessively depleted that they sometimes no longer reach the sea, while some major inland fresh and salty water bodies, such as Lake Chad, Lake Urmia, Lake Poopó and Aral Sea, are drying up. In many of the principal aquifers that support the world's agricultural regions and in most of the major aquifers in the world's arid and semi-arid zones, groundwater extraction is occurring at far greater rates than natural recharge. This includes aquifers in the US High Plains and Central Valley, the North China Plain, Australia's Canning Basin, the Northwest Sahara Aquifer System, the Guarani Aquifer in South America, and the aquifers beneath much of the Middle East and northwestern India [Famiglietti, 2014; Konikow, 2013;

---

<sup>7</sup>In some estimates, as much as 10 to 15 million years for carbon [Tripathi et al., 2009].

Castle et al., 2014; Famiglietti and Rodell, 2013; Voss et al., 2013; Famiglietti et al., 2011; Rodell et al., 2009; Scanlon et al., 2012]. Climate change can increase the frequency and severity of extreme weather events, such as hot and cold temperature extremes, heat waves, droughts, heavy precipitation, tropical cyclones, and storms [Mei and Xie, 2016; Wuebbles et al., 2013; Cai et al., 2015, 2014; Meehl and Tebaldi, 2004; Easterling et al., 2000]. In addition, more impervious surfaces together with other land cover changes increase runoff significantly, hence intensifying the adverse impacts of extreme hydrological events [Arnold and Gibbons, 1996; Di Baldassarre et al., 2009; Scanlon et al., 2006].

Many other socioeconomic trends and their impacts on the Earth System have accelerated synchronously since the 1950s with little sign of abatement [Steffen et al., 2015, 2006]. For example, human processes play a major role in virtually every major metal cycle, leading to atmospheric and direct contamination of terrestrial and aquatic environments by trace-metal pollutants. Coal combustion is the major source of atmospheric Cr, Hg, Mn, Sb, Se, Sn, and Tl emissions, oil combustion of Ni and V, and gasoline combustion of Pb, while non-ferrous metal production is the largest source of As, Cd, Cu, In, and Zn [Pacyna and Pacyna, 2001]. Surface mining has also become a dominant driver of land use change and water pollution in certain regions of the world, where mountaintop removal, coal and tar sands exploitation, and other open pit mining methods strip land surfaces of forests and topsoils, produce vast quantities of toxic sludge and solid waste, and often fill valleys, rivers, and streams with the resulting waste and debris [Palmer et al., 2010]. All of these trends can have an impact on other species, and while the exact causes are difficult to establish, current animal and plant species extinction rates are estimated to be at least 100 times the natural background rate [Regan et al., 2001; Vitousek et al., 1997b; Mace et al., 2005; Kolbert, 2014]. Furthermore, ecosystems worldwide are experiencing escalating degradation and fragmentation, altering their health and provision of important ecosystem functions and services for humans and other species.<sup>8</sup>

Thus, the Human System has fundamentally impacted the Earth System in a multitude of ways. But as we will show, these impacts on the Earth System also feed back onto the Human System through various factors and variables: human health, fertility, well-being, population, consumption, economic growth, development, migration, and even producing societal conflict. Rather than incorporate these feedbacks, current models simply use independent projections of these human system variables, often in a highly unreliable way.

---

<sup>8</sup>Rates of deforestation and agricultural expansion have accelerated in recent years with extensive new infrastructure providing conduits for settlement, exploitation and development. Even within the remaining habitat, fragmentation is causing rapid species loss or alteration, and is producing major impacts on biodiversity, regional hydrology, and global climate, in particular in tropical forests, which contain over half of Earth's biodiversity and are an important driver in the climate system. Ongoing worldwide habitat fragmentation, together with anthropogenic climate change and other human pressures, may severely degrade or destroy any remaining ecosystems and their wildlife [Laurance et al., 2002; Laurance, 2004; Hanski et al., 2013; Lewis et al., 2015; Gibson et al., 2013; Powell et al., 2015; Bierregaard et al., 1992; Laurance et al., 1997; Ferraz et al., 2003; Laurance et al., 2000]. For example, the Living Planet Index, which measures biodiversity based on 14,152 monitored populations of 3,706 vertebrate species, shows a staggering 58% decline in populations monitored between 1970 and 2012 [WWF, 2016]. Continuation of these trends could result in the loss of two thirds of species populations by 2020 (only 4 years from now) compared to 1970 levels (i.e., in just half a century).

## 2 Inequality, Consumption, Demographics, and Other Key Human System Properties: Projections vs. Bidirectional Coupling

These large human impacts on the Earth System must be considered within the context of the large global economic inequality to realize that current levels of resource extraction and throughput only support societies at First World living standards for about 17% of the world's current population [United Nations, 2015]. The majority of the world's people live at what would be considered desperate poverty levels in developed countries, the average per capita material and energy use in developed countries is higher than in developing countries by a factor of 5 to 10 [Krausmann et al., 2008a], and the developed countries are responsible for over three quarters of cumulative greenhouse gas emissions from 1850 to 2000 [Baumert et al., 2005]. To place global resource-use inequality into perspective, it would require global resource-use and waste production at least 2 to 5 times higher than it is now to bring the average levels of the 82% of the world's people living in developing countries up to the average levels of developed countries today [Krausmann et al., 2008a]. The near-tripling in CO<sub>2</sub> emissions per capita in China from just 1990 to 2010 demonstrates the similar potential increases that could take place in the less developed world if this economic disparity is reduced [Balatsky et al., 2015]. Despite making China a focus of global concern because it became the single largest energy user and carbon emitter, China's 2010 per capita energy use (1.85 tonnes of oil equivalent) was actually still below the world average (1.87 toe) [OECD, 2014; Lawrence et al., 2013]. The rest of the developing world, with the potential to reach similar levels of per capita emissions, has more than three times China's population. Furthermore, China's 2010 per capita carbon emissions (6.2 metric tons) were still only about a third of the US (17.6 metric tons) [World Bank, 2014a], indicating much more growth can still occur [Balatsky et al., 2015].

However, overall inequality in resource consumption and waste generation is greater than what these comparisons *between* countries demonstrate since resource consumption *within* countries is skewed towards higher income groups. In some countries, the Gini coefficient for carbon emissions (e.g. 0.49 in China and 0.58 in India [Hubacek et al., 2016]) is actually higher than the Gini coefficient for income (0.42 and 0.34 in 2010, respectively [World Bank, 2014b]). Rather than disaggregating resource consumption within countries, using national per capita GDP calculations and projections provides a distorted understanding of the distribution and characteristics of resource-use and waste generation. Consumption patterns and associated per capita shares of resource-use and pollution differ enormously, and using a consumption-based calculation rather than a national territorial production-based approach demonstrates even further the extent of global economic and environmental inequality: About 50% of the world's people live on less than \$3 per day, 75% on less than \$8.50, and 90% on less than \$23 (US\$ at current Purchasing Power Parity). The top 10%, with 27.5 tons CO<sub>2</sub> per capita, produce almost as much total carbon emissions (46% of global total) as the bottom 90% combined (54%) with their per capita carbon emission of only 3.6 tons CO<sub>2</sub>. [Hubacek et al., 2016; Lawrence et al., 2013]. (See Fig. 2).

Furthermore, even if per capita emissions stabilize or decline in the developed countries, population growth in these wealthy countries will remain a major driver of future increases

in resource-use and emissions. While some consider population growth a serious issue only in very poor countries, large population growth is still projected for some of the wealthiest countries today. For example, US, Canada, Switzerland, Sweden, Norway, Australia, and New Zealand are each projected to grow by about an additional 40 to 80%.<sup>9</sup> Population growth in the developed countries is likely to be much higher than these UN estimates project because these estimates include arbitrary projections of very low future immigration from less developed countries.<sup>10</sup> A model that uses these UN population projections incorporates these arbitrary and unrealistic assumptions into their projections, undermining its reliability. This is one reason why it is essential to project demographic variables endogenously within the models. One result of such unrealistically low projections of future migration to the developed countries is to produce lower estimates of future total emissions of the developed countries, which means the developed countries are not required to make as much effort today to lower their own emissions.<sup>11</sup>

Furthermore, the UN projections of a relatively stable population for the whole of the developed world depend on dramatic, and highly unlikely, declines projected in a handful of key countries. Japan, for example, must decline by 34%, Germany by 31% and Russia by about 30% for the projected stability in total developed country population to be born out.<sup>12</sup> In addition, countries often highlighted for their low birth rates, like Italy and Spain, are not projected to decline by even 1% for decades. Small increases in fertility and/or immigration could extend that period for decades longer. Even without those increases in fertility or immigration, the total population of developed countries is not projected by the UN to peak until about 2050, and trajectories beyond that are very difficult to predict given their high dependence on future policies.<sup>13</sup>

<sup>9</sup>The US, one of the highest resource-use per capita countries in the world (e.g., with an energy consumption per capita 4 times that of China and 16 times that of India in 2010 [Lawrence et al., 2013]), is projected to grow in population by about 50% from both natural increase and immigration, generating a very large increase in total resource-use and waste generation for the US alone.

<sup>10</sup>For example, while Africa's population is projected to rise over 6-fold from 366 million in 1970 to 2.4 billion in 2050, the UN's projection of annual net emigration from Africa remains about constant until 2050, at ~500,000, similar to the average from 1970 to 2000, thus the projected percentage emigrating declines sharply. (For comparison, between 1898 and 1914, ~500,000 people emigrated each year just from Italy alone, when its population was only 30–35 million.) Then, from 2050 to 2100, the annual net emigration is arbitrarily projected to smoothly decline to zero, even as Africa's projected population continues rising to over 4 billion [United Nations, 2013a]. However, recent international migration has increased on average with global population [Abel and Sander, 2014] and net migration to the developed countries has increased steadily from 1960 to 2010 [United Nations, 2013a] and more explosively recently. Thus, the UN projection of emigration seems unrealistically low, both relative to its increasing population and in the context of a rapidly aging, and supposedly shrinking, population in the developed countries, as well as recent migration pattern alterations following conflicts and associated social disruptions. The United Nations High Commissioner on Refugees (UNHCR) estimates that by the end of 2015, a total of 65.3 million people in the world were forcibly displaced, increasing at a rate of about 34,000 people per day. There are 21.3m refugees worldwide, with more than half from Afghanistan, Syria, and Somalia [UNHCR, 2016]. Yet this figure only reflects refugees due to persecution and conflict but does not include refugees as a result of climate change, famines, and sea level rise. Net migration in 2015 to Germany alone was 1.1m [DESTATIS, 2016].

The UN's 2012 projections of migration for other regions are similarly arbitrary and unrealistic. Net annual emigration from Latin America is projected to decline from nearly 1.2 million in 2000–2010 to about 500,000 by 2050, and then decline to zero by 2100. Net annual immigration to Europe rose from 41,000 in 1960–1970 to almost 2 million in 2000–2010, and explosively today due to increasing social strife, and yet, the UN's projection for 2010–2050 is a continuous decline in net immigration down to only 900,000 by 2050, and then a decline to zero by 2100 [United Nations, 2013a]. Even the UN Population Division itself admits, "We realize that this assumption is very unlikely to be realized but it is quite impossible to predict the levels of immigration or emigration within each country of the world for such a far horizon" [United Nations, 2013a].

<sup>11</sup>In order to limit the total increase in average global temperatures within the context of current climate change negotiations over carbon budgets, there is a maximum total amount of carbon that can be emitted globally, thus carbon emissions must be apportioned across countries and across time. Lower estimates of migration to developed countries means lower estimates of emissions in the future in developed countries, which means the developed countries are not required to make as much effort today to lower their own emissions [Stanton, 2011].

<sup>13</sup>Despite widespread talk of population decline, it is important to emphasize that the only countries in the world to have experienced any declines beyond about 1% have all been associated with the special circumstances of the collapse of the former Soviet Bloc (and



Since population is stabilizing in some countries, it is often thought that the human population explosion of the 20th century (growing by a factor of about 4) is over, and since rates of growth have been declining, family planning and population growth is no longer a concern. However, the UN projections of a stabilization in global population [United Nations, 2013a] are so far into the future (after 2100) that the projections are unreliable [Warren, 2015] and global stabilization itself is highly uncertain [Heilig et al., 2010]. In fact, alternate projection methodologies suggest with much more certainty that stabilization is unlikely to occur [Gerland et al., 2014]. Furthermore, even the UN projections are based on large assumed decreases in fertility rates in much of the world. If those projected decreases in fertility rates are off by only 0.5 births per woman (an error of less than 10% in many high fertility countries), the date at which the world reaches 11 billion will occur 5 decades earlier and will raise the global total population by 2100 to nearly 17 billion and still rapidly growing [United Nations, 2013a]. Current projections should be understood in the context of past projections that have overestimated fertility declines.<sup>14</sup> Past mistaken projections reflect the use of highly questionable assumptions about fertility rate declines in developing countries [Heilig et al., 2010] that tend to reproduce a “natural” decline following the trajectory of more developed countries. Yet the empirical record shows that reductions (or increases) in fertility rates reflect a complex range of sociodemographic, economic, and policy conditions [Potts, 1997; Campbell et al., 2006; Lutz et al., 2014; Luci-Greulich and Thévenon, 2013; Campbell et al., 2013; Bongaarts, 2016; Potts, 2014]. If those conditions are not present, the projected declines will not necessarily occur, as can be seen in countries like Niger (7.4 births per woman in 1970, 7.6 in 2012) [PRB, 2014; Potts et al., 2011]. Needless to say, the use of demographic projections with overestimated fertility declines again produces underestimated projections of future resource-use and emissions.

Even with these assumptions of large fertility declines in the projections, each additional billion humans added will not be spread evenly across the planet. The vast majority of the growth will be concentrated in countries that today continue to have very high rates of fertility (about 25 countries above 5, 45 above 4, and 65 above 3). These countries are also the lowest-income countries in the world, with the lowest resource-use per capita, which means that the majority of population growth is taking place precisely in regions with the highest potential for growth in resource-use per capita over the coming decades [Lawrence et al., 2013], and the growth of the total impact is the product of the two. For example, the lowest-income continent, Africa, which had 230 million people in 1950 and over a billion in 2010 (a four-fold increase in one lifetime) is currently on track to add another 3 billion in the next 85 years (another four-fold increase in one lifetime). Nigeria, by itself, is projected to reach almost 1 billion people. These high projections already assume very large decreases in

---

some microstates, such as a few island nations), and even in these cases, migration has played a major role in population changes. This is even true within Germany, where the only Länder (provinces) which have declined significantly in population are all from the former East Germany.

<sup>14</sup>For example, the 1999 UN projections significantly overestimated the time it would take to add the next billion people [United Nations, 1999]. Worse still, the 2015 estimate for the world’s total population in 2100 [United Nations, 2015] has gone up by over 2 billion just since the 2004 estimate [United Nations, 2004]. Even the 2010 UN projections had to be revised upwards in 2012 because previous estimates of total fertility rates in a number of countries were too low, and in some of the poorest countries the level of fertility appears to have actually risen in recent years [United Nations, 2013a; Lesthaeghe, 2014; NAS, 2016], and the 2012 estimates have again been revised upwards in 2015 [United Nations, 2015]. To put all this in perspective, the 2004 estimates projected a peak in world population of 9.22 billion, but in the 2015 projection, 9.22 billion will be reached as early as 2041, and will still be followed by at least another 6 decades of growth.

fertility rates from their current average levels of approximately 5 children/woman in Sub-Saharan Africa. (Without this projected decrease in fertility rates, Africa alone would add 16 billion rather than 3 billion more people by 2100 [United Nations, 2013a].) The UN medium range projections show that the developing world (not including China) will grow by an additional 2.4 billion people in just the next three and a half decades, and a total of an additional 4 billion by 2100. Due to these uneven population growth rates, about 90% of the world's population will be living in today's less developed countries, with most of the growth in the poorest of these countries [United Nations, 2013a].<sup>15</sup>

Current projections of future resource-use and greenhouse gas emissions used in the Intergovernmental Panel on Climate Change (IPCC) reports and Integrated Assessment Models (IAMs, discussed further in Section 3) also depend heavily on a continuation of high levels of global economic inequality and poverty far into the future. Projections that global resource-use and emissions will not rise very much due to rapid population growth in the poorest countries are based on the assumption that those countries will remain desperately poor by the standards of developed countries. (This assumption again provides the added benefit for today's wealthy countries that the wealthy countries have to make less effort today to reduce their own emissions. Given total global carbon emissions targets, projections of low economic growth in poor countries translate into less stringent carbon reduction requirements in wealthy countries [Raupach et al., 2014; Stanton, 2011].) However, China's recent rapid rise in emissions per capita shows this is a potential future path for the rest of the developing world. To argue otherwise requires assuming that today's developing countries will remain in desperate poverty, and/or will adopt technologies that the developed countries themselves have yet to adopt. Real world CO<sub>2</sub> emissions have tracked the high end of earlier emissions scenarios [Friedlingstein et al., 2014], and until the currently wealthy countries can produce a large decline in their own emissions per capita, it is dubious to project that emissions per capita in the less developed countries will not continue on a trajectory up to the levels of currently wealthy countries.<sup>16</sup>

As we will show, all of these points raise the critical issue of the accuracy and reliability of the assumptions underlying the projections of key Human System variables, such as

---

<sup>15</sup>Poorer populations are expected to be more heavily impacted by climate change and other mounting environmental challenges despite having contributed much less to their causes [Ruth and Ibarraán, 2009; IPCC, 2001, 2007; World Bank Group, 2014]. International and internal migration is increasingly being seen as an important component of adaptation and resilience to climate change and a response to vulnerabilities from other environmental risks. Given the aging social structures in some parts of the world, policies that support increased migration could be important not only for environmental adaptation, but also for the realization of other socioeconomic and demographic goals. Thus, migration will help both the sending and receiving countries. Of course, given the scale of projected population growth, migration alone is unlikely to be able to balance the regional disparities.

<sup>16</sup>The scientific community has urged limiting the global mean surface temperature increase relative to pre-industrial values to 2°C. The economic challenges of staying on a 2°C pathway are greater the longer emission reductions are postponed [Iyer et al., 2015]. Given the role that developed countries have played historically in the consumption of fossil fuels, and their much higher per capita carbon emissions today, it is imperative that the developed countries lead the way and establish a successful track record in achieving such reductions. Thus, it is positive that at the United Nations Framework Convention on Climate Change (UNFCCC) Conference of the Parties (COP21) in Paris in December 2015, governments crafted an international climate agreement indicating their commitments to emissions reduction for the near term (to 2025 or 2030). Most importantly, the US committed to reduce economy-wide greenhouse gas (GHG) emissions below 2005 levels by 26–28% in 2025, and the EU has committed to reduce 2030 GHG emissions relative to 1990 by 40% (excluding emissions from land-use changes). Assuming that the goals of the Intended Nationally Determined Contributions (INDCs) are fulfilled, the results in Fawcett et al. [2015] and Iyer et al. [2015] show that a successful Paris agreement on near-term emissions reductions will be valuable in reducing the challenges of the dramatic long-term transformations required in the energy system to limit global warming to 2°C. The Paris framework will succeed even further if it enables development of subsequent pathways leading to the required additional global emissions reductions.

inequality, population, fertility, health, per capita GDP, and emissions per capita. These are the central elements in many of the standard models used to explore the future of humanity and the environment, such as various Integrated Assessment Models used to guide policy, and models used by the IPCC whose output guides international negotiations on energy use and emissions. Common to these models is their deficiency in capturing dynamic bidirectional feedbacks between key variables of the Human System and the Earth System; instead, they simply use independent projections of Human System variables in Earth System models.

### 3 Human System threatens to overwhelm the Carrying Capacity and Ecosystem Services of Earth System.

Economic theories that endorse limitless growth are based on a model of the economy that, in essence, does not account for the resource inputs and waste absorption capacities of the environment, and the limitations of technological progress and resource substitutability. In other words, these theories essentially model the economy as a perpetual motion machine [Daly, 1996]. But in the real world, economic activity both consumes physical material and energy inputs and produces physical waste outputs. The Earth System performs the functions (“ecosystem services”) of providing both the *Sources* of these material and energy inputs to the human economy, as well as the *Sinks* which absorb and process the pollution and waste outputs of the human economy. See Figs. 3 and 4 [Daily, 1997; Kareiva et al., 2011; Millennium Ecosystem Assessment, 2005; Daly, 1996; Daily et al., 2009]. Since the scale of the Human System has grown dramatically relative to the Earth System’s capacity to provide these ecosystem services, the problems of *depletion* and *pollution* have grown dramatically.

Herman Daly has pointed out that the magnitude and growth rates of resource input and waste output are not sustainable: “We are drawing down the stock of natural capital as if it was infinite” [Daly and Farley, 2003]. For example, the rapid consumption of fossil fuels is releasing vast stocks of carbon into the atmospheric and ocean sinks at a rate about a *million times faster* than Nature accumulated these carbon stocks.<sup>17</sup> Furthermore, while certain sectors of global society have benefited from the growth of the past 200 years, the environmental consequences are global in their impact, and the time scale of degradation of the resulting waste products (e.g., emissions, plastics, nuclear waste, etc.) is generally much longer than they took to produce or consume. Contrary to some claims within the field of Economics, physical laws do place real constraints on the way in which materials and energy drawn from the Earth System can be used and discharged by the Human System [Georgescu-Roegen, 1971; Ruth, 1993, 2006; Cleveland and Ruth, 1997]. To be sustainable, human consumption and waste generation must remain at or below what can be renewed and processed by the Earth System.

It is often suggested that technological change will automatically solve humanity’s environmental sustainability problems [Solow, 1974; Nordhaus et al., 1973; Simon, 1981].

---

<sup>17</sup>As another example, millions of metric tons of plastic enter the oceans every year and accumulate throughout the world’s oceans, especially in all subtropical gyres [Jambeck et al., 2015; Cózar et al., 2014].

However, there are widespread misunderstandings about the effects of technological change on resource-use. There are several types of technological changes, and these have differing effects on resource-use. While some changes, such as in *efficiency* technologies, can increase resource-use efficiency, other changes, such as in *extraction* technologies and *consumption* technologies, raise the scale of resource extraction and per capita resource consumption. In addition, absent policy effects, even the increased technological efficiencies in resource-use are often compensated for by increases in consumption associated with the “Rebound Effect” [Polimeni et al., 2008; Greening et al., 2000; Ruth, 2009; Smil, 2008]. Furthermore, advances in *production* technologies that appear to be increases in productivity are instead very often due to greater energy and material inputs, accompanied by greater waste outputs. While the magnitude and even the sign of the effect of technological change on resource-use varies greatly, the empirical record shows that the net effect has been a continued increase in global per capita resource-use, waste generation, and emissions despite tremendous technological advances.

While per capita emissions of developed countries appear to be stabilizing when measured within the country of production, this is largely due to the shift in the location of energy-intensive manufacturing to developing countries, and estimates of developed countries’ per capita emissions measured based on their consumption show that they continued to grow [Peters et al., 2011; Davis and Caldeira, 2010; Weber et al., 2008; Yu et al., 2013; Feng et al., 2011a; Peters, 2008; Peters et al., 2012; Le Quéré et al., 2014; Sathaye et al., 2011]. Even if today’s industrialized societies can stabilize their resource-use (at probably already unsustainable levels), large parts of the world are in the midst of this industrial transition and the associated technological regime shift from agrarian to industrial society that greatly increases per capita resource-use and waste production [Krausmann et al., 2008b; Schaffartzik et al., 2014].<sup>18</sup> For example, from just 1971 to 2010, total primary energy use per capita in Korea increased by a factor of 10, from 0.52 to 5.16 tonnes of oil equivalent (toe) [OECD, 2014]. Therefore, technological advancement can add to the problems of global sustainability, rather than solve them. The question is not only whether technology can help solve environmental sustainability challenges, but also what policies and measures are required to develop the right technologies and adopt them in time. Technological advances could, and should, be part of the solutions for environmental and sustainability problems, for example, by transitioning to renewables, increasing use-efficiency, and fostering behavioral changes to cut resource-use and emissions, particularly in the high resource-using countries. But these technological solutions do not just happen by themselves; they require policies based on scientific knowledge and evidence to guide and support their development and adoption.

An important concept for the scientific study of sustainability is Carrying Capacity, the total consumption — determined by population, inequality, and per capita consumption — that the resources of a given environment can maintain over the long term [Catton, 1980; Daly and Farley, 2003].<sup>19</sup> Consumption of natural resources by a population beyond the rate that

---

<sup>18</sup>The effect of technological change can be observed in the transition from agrarian to industrial society. This industrialization raised agricultural yields largely due to increasing inputs, thereby allowing rapid human system expansion, but it also generated a societal regime shift that greatly increased per capita resource-use and waste generation [Krausmann et al., 2008b].

nature can replenish overshoots the Carrying Capacity of a given system and runs the risk of collapse. Collapses in population are common in natural systems and have occurred many times in human societies over the last 10,000 years.<sup>20</sup>

To study key mechanisms behind such collapses, Motesharrei et al. [2014] developed a two-way coupled Human and Nature Dynamic model, HANDY, by adding accumulated wealth and economic inequality to a predator-prey model of human-nature interaction. The model shows that both economic inequality and resource over-depletion can lead to collapse, in agreement with the historical record. Experiments presented in that paper for different kinds of societies show that as long as total consumption does not overshoot the Carrying Capacity by too much, it is possible to converge to a sustainable level. However, if the overshoot is too large, a collapse becomes difficult to avoid (see Fig. 5).<sup>21</sup> Modern society has been able to grow far beyond Earth's carrying capacity by using nonrenewable resources such as fossil fuels and fossil water. However, results from the model show that an unsustainable scenario can be made sustainable by reducing per capita depletion rates, reducing inequality to decrease excessive consumption by the wealthiest, and reducing birth rates to stabilize the population [Motesharrei et al., 2014]. The key question is whether these changes can be made in time.

Current models of climate change include sea level rise, land degradation, regional changes in temperature and precipitation patterns, and the consequences for agriculture, but without modeling the feedbacks that these significant impacts would have on the Human System, such as geographic and economic displacement, forced migration, destruction of infrastructure, increased economic inequality, nutritional sustenance, fertility, mortality, conflicts, and spread of diseases or other human health consequences [Ruth and Ibararán, 2009; Guzmán et al., 2009].

For example, nearly all features of the hydrologic system are now impacted by the human system [Wagener et al., 2010] with important feedbacks onto humans, e.g., snowpack decline due to climate change [Barnett et al., 2008] reduces water availability; agricultural processes further affect water availability and water quality [Gordon et al., 2008]; land use

<sup>19</sup>One can generalize the definition of Carrying Capacity (CC) to any subsystem with different types of natural resources coupled with sociodemographic variables. For example, the subsystems for water, energy, and agriculture — each coupled bidirectionally to human sociodemographic variables and to each other — result in Water CC, Energy CC, and Agriculture CC. Water CC can be defined as the level of population that can be sustained at a particular per capita consumption and a given level of water sources and supply in the area under study. In general, this level depends on both human and natural factors. For example, Water CC is determined by the natural flow rate of water into and out of the area, precipitation and evaporation, withdrawal rate from water sources, dispensing technology, recycling capacity, etc. Moreover, Water, Energy, or Agriculture CC in a certain area can be imported from other regions to temporarily support a larger population and consumption [Feng et al., 2011a; Würtenberger et al., 2006; Rees, 1996]. Recent literature has emphasized the integrated nature of agricultural, energy, and water resources, and modeling the interactions of these subsystems is essential for studying the food-energy-water nexus [Bazilian et al., 2011; Waughray, 2011; Hussey and Pittock, 2012; Dale et al., 2011; Khan and Hanjra, 2009]. In order to understand and model either Human or Earth Systems, we must model all these natural and human subsystems interactively and bidirectionally coupled.

<sup>20</sup>A recent study focusing on the many collapses that took place in Neolithic Europe concluded that endogenous causes, i.e., overrunning Carrying Capacity and the associated social stresses, have been the root cause of these collapses [Shennan et al., 2013; Downey et al., 2016].

<sup>21</sup>Collapses could also happen due to rapid decline of Carrying Capacity (CC) as a result of environmental degradation. Droughts and climate change can decrease natural capacities and regeneration rates, which in turn lead to a decline of CC. (Motesharrei et al. [2014] describe how to model these factors for a generic system, termed Nature Capacity and Regeneration Rate, and how they determine CC.) The resulting gap between total consumption and CC can lead to conflicts and the ensuing collapses. For example, see recent literature that shows the impacts of climate change on conflicts [Hsiang et al., 2011; Kelley et al., 2015; Hsiang et al., 2013], a potential precursor to collapses.

changes can reduce groundwater recharge [Scanlon et al., 2006], and thus many populations face both reduced water availability and increased flood frequency and magnitude [Di Baldassarre et al., 2009]. Furthermore chemicals used in hydraulic fracturing, which involves cracking shale rock deep underground to extract oil and gas, can contaminate groundwater resources [Vaidyanathan, 2016; Jackson et al., 2015; DiGiulio and Jackson, 2016]. In addition, the injection of wastewater from oil and gas operations for disposal into deep underground wells is also altering the stresses of geologic faults, unleashing earthquakes [Shirzaei et al., 2016].<sup>22</sup> Increases in the frequency and magnitude of extreme weather events can impact agriculture and ecosystems [Rosenzweig et al., 2001; Easterling et al., 2000].

Changes in the structure and functions of the ecosystem can also pose important threats to human health in many different ways [Myers et al., 2013]. Climate, climatic events (e.g., El Niño), and environmental variables (e.g., water temperature and salinity) can play a fundamental role in the spread of diseases [Colwell, 1996; Lipp et al., 2002; Pascual et al., 2000; Lobitz et al., 2000]. A recent report by the United States Global Change Research Program illustrates how climate change could affect human health through various processes and variables such as temperature-related death and illness, air quality, extreme events, vector borne diseases, water-related illness, food safety and nutrition, and mental health and wellbeing [Crimmins et al., 2016].<sup>23</sup> Environmental catastrophes can result in the decline of national incomes for a few decades [Hsiang and Jina, 2014], and higher temperatures can severely affect human health [Romeo Upperman et al., 2015] and reduce economic productivity [Hsiang, 2010]. This effect is in addition to the well-established reduction in agricultural yields due to higher temperatures [Schlenker and Roberts, 2009; Peng et al., 2004; Lobell et al., 2011; Lobell and Field, 2007; Schlenker and Lobell, 2010; Moore and Lobell, 2015]. Climate could also be a strong driver of civil conflicts [Hsiang et al., 2011, 2013; Burke et al., 2009; Kelley et al., 2015; Ban, 2007]. Environmental change is also a known trigger of human migration [Myers, 2002; Feng et al., 2010b; Barbieri et al., 2010]. These, in turn, will significantly increase the unrealistically small future migration projections described in Section 2. In fact, climate change alone could affect migration considerably through the consequences of warming and drying, such as reduced agricultural potential, increased desertification and water scarcity, and other weakened ecosystem services, as well as through sea level rise damaging and permanently inundating highly productive and densely populated coastal lowlands and cities [Houghton et al., 1992; IPCC, 2001, 2007; Stern, 2007]. Furthermore, the impacted economic activities and migration could then feed back on human health [Ruiz et al., 2000]. Bidirectional coupling is required to include the effects of all of these feedbacks.

<sup>22</sup>For example, “Until 2008 not a single earthquake had ever been recorded by the U.S. Geological Survey from the DallasFort Worth (DFW) area...Since then, close to 200 have shaken the cities and their immediate suburbs. Statewide, Texas is experiencing a sixfold increase in earthquakes over historical levels. Oklahoma has seen a 160-fold spike in quakes...In 2014 the state’s earthquake rate surpassed California’s.” [Kuchment, 2016].

<sup>23</sup>The USGCRP report states that “Current and future climate impacts expose more people in more places to public health threats... Almost all of these threats are expected to worsen with continued climate change.”

## 4 Bidirectional Coupling of Human System and Earth System Models is Needed. Proposed Methodology: Dynamic Modeling, Input-Output Models, Data Assimilation

Coupled systems can reveal new and complex patterns and processes not evident when studied separately. Unlike systems with only unidirectional couplings (or systems that just input data from extrapolated or assumed projections), systems with bidirectional feedbacks often produce nonlinear dynamics that can result in counterintuitive or unexpected outcomes [Liu et al., 2007]. Nonlinear systems often feature important dynamics which would be missed if bidirectional interactions between subsystems are not modeled. These models also may call for very different measures and policy interventions for sustainable development than those suggested by models based on exogenous forecasts of key variables.

The need for bidirectional coupling can be seen from the historical evolution of Earth System modeling. In the 1960s, atmospheric scientists developed the first mathematical models to understand the dynamics of the Earth's climate, starting with atmospheric models coupled to simple surface models (e.g., Manabe et al. [1965]). Over the following decades, new components such as ocean, land, sea-ice, clouds, vegetation, carbon, and other chemical constituents were added to make Earth System Models (ESMs) more physically complete. These couplings needed to be bidirectional in order to include feedbacks [Manabe et al., 1965]. The importance of accounting for bidirectional feedbacks is shown by the phenomenon of El Niño-Southern Oscillation (ENSO), which results from the coupled dynamics of the ocean-atmosphere subsystems. Until the 1980s, atmospheric and ocean models were unidirectionally coupled (in a simple, "one-way" mode): the atmospheric models were affected by sea surface temperatures (SST) but could not change them, and ocean models were driven by atmospheric wind stress and surface heat fluxes, but could not change them. Such unidirectional coupling could not represent the positive, negative, and delayed feedbacks occurring in nature that produce ENSO episodes. Zebiak and Cane [1987] developed the first prototype of a bidirectional coupled ocean atmosphere model. This model, for the first time, allowed prediction of El Niño several seasons in advance [Cane et al., 1986]. Similarly, improving the modeling of droughts requires bidirectional coupling of the atmosphere and land submodels (see, for example, Koster et al. [2009]). Most current climate models have since switched to fully coupled atmosphere-ocean-land-ice submodels. This example shows that we can miss very important possible outcomes if the model fails to consider bidirectional feedbacks between different coupled components of systems that the model represent. Since the Human System has become dominant, it is essential to couple the Earth and Human Systems models bidirectionally in order to simulate their positive and negative feedbacks, better reflecting interactions in the real world.<sup>24</sup>

---

<sup>24</sup>Such interactions take place not just at a global scale but also at the ecosystem and local habitat scales. Ecosystems at the regional and local scales provide critical habitat for wildlife species, thus preserving biodiversity, and are also an essential source of food, fiber, and fuel for humans, and forage for livestock. Ecosystem health, composition, function, and services are strongly affected by both human activities and environmental changes. Humans have fundamentally altered land cover through diverse use of terrestrial ecosystems at the local scale, which then impact systems at the global scale. Additional changes have taken place as a result of climate change and variability [Melillo et al., 2014]. Further human pressures are projected to have additional repercussions for species survival, biodiversity, and the sustainability of ecosystems, and in turn feedback on humans' food security and economic development [Rosenzweig et al., 2001]. Thus, a key challenge to manage change and improve the resilience of terrestrial ecosystems is to

This coupling process has taken place to a certain extent, but the coupling does not include bidirectional feedbacks between the Human and Earth Systems. Energy and Agriculture sectors have been added to Earth System Models (ESMs) creating comprehensive “Integrated Assessment Models” (IAMs). There are now several important, advanced IAMs, including MIT’s IGSM, US DOE’s GCAM, IIASA’s MESSAGE, the Netherlands EAA’s IMAGE, etc.<sup>25</sup> [Prinn et al., 1999; Sokolov et al., 2005; Edmonds et al., 1994; Calvin et al., 2013; Nakicenovic and Riahi, 2003; MNP, 2006]. However, in the IAMs, many of which are used in producing the IPCC reports, population levels are obtained from a demographic projection like the United Nations’ population projections discussed in Sections 1 and 2, which do not include, for example, impacts that climate change may have on the Human System [Nobre et al., 2010].

In today’s IAMs, tables of projected demographic and socioeconomic variables determine changes in resource-use and pollution/emission levels, which in turn can determine Earth System variables such as atmospheric temperature. However, changes in resource levels, pollution, temperature, precipitation, etc. estimated by the IAMs cannot, in turn, impact levels of these Human System variables and properties because they are exogenous to the IAMs. This is true even for the scenarios of the IPCC, which are constructed without full dynamic coupling between the human and natural systems. Although there are certain IAMs that include some couplings within human subsystems, critical feedbacks from natural systems onto demographic, economic, and human health variables are missing, so that the coupling between human subsystems and the Earth System in most current modeling is unidirectional, whereas in reality, this coupling is bidirectional [Nobre et al., 2010].

Without including such coupled factors, the independent projections of population levels, economic growth, and carbon emissions could be based on inconsistent or contradictory assumptions, and hence could be inherently incorrect. For example, the United Nations’ population projections assume fertility declines in today’s lowest-income countries that follow trajectories established by higher income countries. However, the economic growth projections and, therefore, per capita carbon emission projections, assume today’s poorest countries will not grow close to anywhere near the level of today’s wealthy countries. The 45 lowest income countries are projected to grow to about \$6,500 GDP per capita by 2100 [Stanton, 2011] but the average GDP per capita of today’s high-income countries is about \$45,000. Rather than relying on projections, the demographic component of any coupled

---

understand the role that different human and environmental forces have on them, so that strategies that target the actual drivers and feedbacks of coupled components of change can be developed and implemented. Understanding how terrestrial ecosystems function, how they change, and what limits their performance is critically important to determine their carrying capacity for accommodating human needs as well as serving as a viable habitat for other species, especially in light of anticipated increase in global population and resource-consumption for the rest of this century and beyond. Biodiversity and ecosystem services in forests, farmlands, grazing lands, and urban landscapes are dominated by complex interactions between ecological processes and human activities. In order to understand such complexity at different scales and the underlying factors affecting them, an integrated Human-Earth systems science approach that couples both societal and ecological systems is needed. Humans and their activities are as important to the changing composition and function of the Earth system as the environmental conditions and their natural variability. Thus coupled models are needed to meet the challenges of overcoming mismatches between the social and ecological systems and to establish new pathways toward “development without destruction” [Laurance, 2004; Hanski et al., 2013; Lewis et al., 2015; Gibson et al., 2013; Powell et al., 2015; Bierregaard et al., 1992; Laurance et al., 1997; Ferraz et al., 2003; Laurance et al., 2000].

<sup>25</sup>MIT: Massachusetts Institute of Technology; IGSM: Integrated Global System Modeling framework; US DOE: United States Department of Energy; GCAM: Global Change Assessment Model; IIASA: International Institute for Applied Systems Analysis; MESSAGE: Model for Energy Supply Systems And their General Environmental impact; EAA: Environmental Assessment Agency; IMAGE: Integrated Modelling of Global Environmental Change.



model must include the factors that contributed to the demographic transition in other countries, such as education, family planning, health care, and other government policies and programs [Cohen, 2008; Potts and Marsh, 2010; Lutz et al., 2014; Sulston et al., 2012].

Projections of key variables in a realistic model should not be based on mechanistic time-extrapolations of those variables but rather on the intrinsic internal dynamics of the system. Specifically, key parameters of the Human System, such as fertility, health, migration, economic inequality, unemployment, GDP per capita, resource-use per capita, and emissions per capita, must depend on the dynamic variables of the Human-Earth coupled system.<sup>26</sup> Not including these feedbacks would be like trying to make El Niño predictions using dynamic atmospheric models but with sea surface temperatures as an external input based on future projections independently produced (e.g., by the UN) without feedbacks.

To address the above issues, the development of coupled global Human-Earth System frameworks that capture and represent the interactive dynamics of the key subsystems of the coupled human-nature system with two-way feedbacks are urgently needed. The global Human-Earth System framework we propose, and represent schematically in Fig. 6, combines not only data collection, analysis techniques, and dynamic modeling, but also Data Assimilation, to bidirectionally couple an Earth System Model containing subsystems for Global Atmosphere, Land (including both Land-Vegetation and Land-Use models) and Ocean and Ice, to a Human System Model with subsystems for Population Demographics, Water, Energy, Agriculture, Industry, Construction, and Transportation. The Demographics subsystem includes health and public policy factors that influence key variables such as fertility, disease, mortality, and immigration rates, while the Water, Energy, Agriculture, Industry, Construction, and Transportation subsystems include cross-national input-output modeling to provide the consumption-based resource-input and waste-output “footprint” accounting analyses missing from the territorial-based methods.<sup>27</sup>

<sup>26</sup>Furthermore, the use of GDP as a key measure and determinant in these future projections is itself highly problematic, because it is a very weak measure of human well-being, economic growth, or societal prosperity [Costanza et al., 2014]. GDP neither accounts for the value of natural capital nor human capital, ignores income and wealth inequality, neglects both positive and negative externalities, and only captures social costs and environmental impacts to the extent that prices incorporate them. Any economic activity, whether deleterious or not, adds to GDP as long as it has a price. For example, labor and resources spent to repair or replace loss due to conflicts or environmental damages are counted as if they add to — rather than subtract from — total output. Alternative measures, such as the Genuine Progress Indicator (GPI), the Sustainable Society Indicator (SSI), the Human Development Index (HDI), and the Better Life Index (BLI) of the Organization for Economic Co-operation and Development, have been developed [Talberth et al., 2007; Van de Kerk and Manuel, 2008; Anand and Sen, 1994]. These measures show that, especially since the 1970s, the large increases in GDP in the developed countries have not been matched by increases in human well-being. Integrated and coupled Human-Earth system models will allow for the development of much more accurate and realistic measures of the actual productivity of economic activity and its costs and benefits for human well-being. Such measures will allow for the valuation of both natural and human capital and for defining and developing sustainability metrics that are inclusive of the wealth of natural and human capital. They will also bring together the current disparate debates on environment/climate, economics, demographics, policies, and measures to put the Human-Earth System on a more sustainable path for current and future generations.

<sup>27</sup>Input-output (IO) analysis can account for the flows of resource-inputs, intermediate and finished goods and services, and waste-outputs, along the production chain [Miller and Blair, 2009; Murray and Wood, 2010]. By accounting for the impacts of the full upstream supply chain, IO analysis has been used in life-cycle analysis [Hendrickson et al., 1998] and for linking local consumption to global impacts along global supply chains [Hubacek et al., 2014; Davis and Caldeira, 2010; Lenzen et al., 2012; Peters et al., 2011]. IO models can be extended with environmental parameters to assess different environmental impacts from production and consumption activities, including water consumption [Feng et al., 2011a,b; Guan and Hubacek, 2007], water pollution [Guan and Hubacek, 2007, 2008], carbon dioxide emissions [Feng et al., 2010a; Hertwich and Peters, 2009; Guan et al., 2009], land use and land cover change [Weinzettel et al., 2013; Hubacek and Sun, 2001; Yu et al., 2013], and biodiversity [Lenzen et al., 2012]. Such models have been developed and applied at various spatial and temporal scales. Since emissions embodied in trade have been growing rapidly, resulting in an increasing divergence between territorial-based and consumption-based emissions, territorial measures alone cannot provide a comprehensive and accurate analysis of the factors driving emissions nor the effectiveness of reduction efforts [Barrett et al., 2013]. IO models can provide these consumption-based calculations and have been employed to identify and quantify key drivers for

The need for global Earth System frameworks coupled to population drivers has been recommended since the 1980s, in the pioneering report by the Earth System Sciences Committee of the NASA Advisory Council, chaired by Francis P. Bretherton [NASA, 1988]. While Earth System components and needed feedbacks were described and interaction of the Earth System and the Human System was shown in the report, multiple subsystems of the Human System and feedbacks between those subsystems and with the Earth System were not fully included. The coupled framework proposed here includes the major subsystems and components of the Human System as well as their major feedbacks and risks, and explicitly recognizes policies as a major driver of the full system.

Earth System models have long been based on integrating their dynamical equations numerically (e.g., numerical weather prediction models used by Weather Services). For Human Systems, dynamic modeling is also a powerful tool that scientists have successfully applied to many systems across a range of economic, social, and behavioral modeling [Hannon and Ruth, 2009; Ruth and Davidsdottir, 2009; Ruth and Hannon, 2012; Hannon and Ruth, 2014; Ruth, 1993]. The ability of dynamic models to capture various interactions of complex systems, their potential to adapt and evolve as the real system changes and/or the level of the modelers' understanding of the real system improves, their ability to model coupled processes of different temporal and spatial resolutions and scales, and their flexibility to incorporate and/or couple to models based on other approaches (such as agent-based modeling, stochastic modeling, etc.) render them as a versatile and efficient tool to model Coupled Earth-Human Systems [Costanza and Ruth, 1998; Hannon and Ruth, 1994; Meadows, 2008; Sterman et al., 2012]. Since Earth System models are already dynamic, a dynamic modeling platform would be a natural choice to model coupled Earth-Human Systems. Fig. 7 is a schematic showing an example of a model to couple energy and water resources at the local and regional scales to human population.<sup>28</sup>

A major challenge in implementing such a framework of a coupled Earth-Human System is that it requires tuning many parameters to approximately reproduce its past observed evolution. This task has become easier over the last decade with the development of advanced methods of Data Assimilation commonly used in atmospheric sciences to optimally combine a short forecast with the latest meteorological observations in order to create accurate initial conditions for weather forecasts generated several times a day by the National Weather Services (e.g., [Kalnay, 2003; Anderson, 2001; Hunt et al., 2007; Lorenc, 2003; Whitaker and Hamill, 2002]). The most advanced methods (known as 4DVar and Ensemble Kalman Filter) are able to go over many years of observations using a dynamic

---

emissions and energy consumption (such as population growth, changes of consumption patterns, and technical progress [Feng et al., 2012; Guan et al., 2008, 2009]) as well as the environmental impacts of social factors (such as urbanization and migration) reflecting consumption patterns of different categories of households with high spatial detail [Baiocchi et al., 2010; Hubacek et al., 2014]. IO analysis can also be used for simulating potential future states of the economy and the environment (e.g., Duchin [1994]), through dynamically updating technological change and final demand, or employing recursive dynamics to explore explicit scenarios of change.

<sup>28</sup>Many of the variables in such a model are affected by processes at the global scale, while decisions are often made at a local scale. Choosing variables from the subsystems depends on the specific goals of the model. Reconciling various scales spatially or temporally can be done through downscaling, aggregating, and averaging for variables defined at smaller scales. Moreover, the human system strongly influences consumption even at these smaller local scales. For example, Srebric et al. [2015] show that not only population size but also behavior of people at the community scale strongly affects local energy consumption. This example shows that coupled human system models are needed at various scales to project consumption patterns, especially for energy and water. We thank the anonymous Reviewer No. 2 for emphasizing the importance of coupling across various scales, and for many other helpful comments.

forecasting model and estimate the optimal value of model parameters for which there are no observations (e.g., Annan and Hargreaves [2004]; Liu et al. [2014b,a]; Kang et al. [2011, 2012]; Annan et al. [2005]; Evensen [2009]; Ruiz et al. [2013]).

Uncertainty is another important challenge in producing future behavior and scenarios with models. This problem has been addressed successfully in meteorology by using, instead of a single forecast, an ensemble of typically 20–200 model forecasts created by adding perturbations in their initial conditions and in the parameters used in the models. These perturbations are selected to be compatible with estimated uncertainties of the parameters and initial conditions [Toth and Kalnay, 1993; Tracton and Kalnay, 1993; Buizza et al., 1993, 1999]. The introduction of ensemble forecasting in the early 1990s provided forecasters with an important measure of uncertainty of the model forecasts on a day-to-day and region-to-region basis. This made it possible to extend the length of the US National Weather Services weather forecasts made available to the public from 3 days to 7 days (e.g., Kalnay [2003]). A similar approach, i.e., running ensembles of model projections with perturbed parameters, could be used with coupled Earth-Human System models to provide policymakers with an indicator of uncertainty in regional or global projections of sustainability associated with different policies and measures. Calibration and tuning of coupled Human-Earth System models, as indicated above, could take advantage of optimal parameter estimation using advanced Data Assimilation, rather than following the more traditional approach of tuning individual parameters or estimating them from available observations.

Our proposed framework, together with Data Assimilation techniques, allows developing, testing, and optimizing measures and policies that can be implemented in practice for early detection of critical or extreme conditions that will lead to major risks to society and failure of supporting systems and infrastructure, and aid in the estimation of irreversible thresholds or regime-shifting tipping points [Nobre and Borma, 2009; Lenton et al., 2008; Schellnhuber, 2009]. Moreover, it allows for detecting parameters and externalities (such as inadequate measures or policies) that may play a significant role in the occurrence of catastrophes and collapses [Scheffer et al., 2001; Scheffer and Carpenter, 2003; Ruth et al., 2011; Downey et al., 2016]. By adjusting the values of those parameters found to be influential through numerical experiments and simulations, short-term and long-term policy recommendations that can keep the system within optimum levels or sustainable development targets (e.g., Millennium Development Goals or the Post-2015 Development Agenda) can be designed and tested. This approach would allow policies and measures that have been found to be successful in specific cases to be modeled under different conditions or more generally.<sup>29</sup> Effective policies and measures are needed for all sectors of the Human-Earth System Model described above [Brundtland et al., 2012; Sulston et al., 2012].

---

<sup>29</sup>There are numerous examples of policies successfully tackling many of the challenges identified in this paper. For example, the province of Misiones, Argentina, with policies for forest protection and sustaining local incomes, stands out by having very high, remotely-sensed values of NDVI (vegetation index) compared to the neighboring regions [Izquierdo et al., 2008]. The state of Kerala, India, despite a very low GDP per capita (under \$300 until 1990s), through policies expanding access to education and medical care, enjoys higher life expectancy, lower birth rates, lower inequality, and superior education compared to the rest of India [Jeffrey, 1992; Singh, 2011; Susuman et al., 2016]. Formal primary, secondary, and tertiary education can also reduce societal inequalities and improve economic productivity [Sulston et al., 2012; Lutz et al., 2014; Cohen, 2008; Lutz and Samir, 2011]. Education itself can also be offered in other forms. For example, education through mass media can be influential for changing long-term cultural trends and

A dynamical model of such systems should be capable of testing the effects of various policy choices on the long-term sustainability of the system [Ruth et al., 2011].

The track record until recently on climate change shows policy inaction is both dangerous and can be very costly [Ruth, 2010; Stern, 2007; Sterman et al., 2012]. And yet, despite a long history of scientific warnings (please see Endnote 30 for a detailed description<sup>30</sup>), the many current ecological and economic impacts and crises, the future risks and dangers, the large number of international meetings and conferences on the urgent need for climate policies and measures, and the adoption of some national and regional climate policies, growth in global CO<sub>2</sub> emissions from fossil fuels and cement has not only remained strong but is actually accelerating. The average annual rate of growth from 2000–2009 (~2.9%) was almost triple the rate of the previous two decades, 1980–1999 (~1.1%), while the most recent years, 2010–2012, have been even higher (~3.4%) [Boden et al., 2013; Peters et al., 2011].

The sobering fact is that very little has been accomplished in establishing effective carbon reduction policies and measures based on science. The development and implementation of policies promoting sustainable technologies for the future (e.g., renewable energy sources) becomes even more challenging because of intervention and obstruction by a number of vested interests for continued and expanded use of their existing non-renewable technologies and resources (e.g., some in the coal, oil, and gas industries). This is further complicated by some political rejection of science-based future climate projections and unwillingness to consider alternative economic development pathways to lowering the emission of carbon dioxide and other greenhouse gases from the Human-Earth systems. However, the

---

social norms, as can be seen in the successful attempt to reduce fertility rates in Brazil using soap operas [La Ferrara et al., 2012]. There have also been other extremely successful non-coercive family planning policies, e.g., in Thailand, Mexico, and Iran [Pritchett, 1994; Potts, 1997; Potts and Marsh, 2010; Vahidnia, 2007; Roudi-Fahimi, 2002; Lutz et al., 2010; Abbasi-Shavazi et al., 2009; Bongaarts, 2016]. A recent paper in PNAS [O'Neill et al., 2010] showed that slowing population growth could provide 16–29% of the emissions reductions needed by 2050 and by 37–41% by 2100, and a study by Wire [2009] shows family planning is four times as efficient as adopting low carbon technologies for reducing carbon in the atmosphere and ocean.

Successful local and regional policies on air quality include California sharply reducing NO<sub>2</sub> in Los Angeles by  $6.0 \pm 0.7$  % per year between 1996 and 2011 through strict policies on vehicular emissions [Hilboll et al., 2013]. Maryland succeeded in reducing SO<sub>2</sub> emissions per unit energy produced from power plants by ~90% [He et al., 2016]. Regulations have reduced levels of SO<sub>2</sub> and NO<sub>2</sub> over the eastern US by over 40% and 80%, respectively, between 2005 and 2015. Over a similar period in India, these levels grew by more than 100% (SO<sub>2</sub>) and 50% (NO<sub>2</sub>), showing the possible dangers ahead absent effective policies [Krotkov et al., 2016].

<sup>30</sup>Anthropogenic climate change driven by carbon emissions, water vapor, and surface albedo was theorized as early as the 19<sup>th</sup> century, and an empirical warming trend was measured by the 1930s. Scientists came to understand the fundamental mechanisms of climate change by the 1950s and 60s (e.g., Budyko [1961]; Manabe and Wetherald [1967]). The first international scientific Conference on the Study of Man's Impact on Climate was held in 1971 and issued a report warning about the possibilities of melting polar ice, reduced albedo, and other unstable feedbacks that could lead to accelerated climate change "as a result of man's activities" [Matthews et al., 1971]. By 1979, a US National Academy of Sciences panel, chaired by Jule Charney, issued a report confirming the findings of climate change models [Charney et al., 1979], and over the course of the 1980s the empirical evidence confirming ongoing climate change grew very rapidly. In 1988, James Hansen testified before the US Congress about the near certainty of climate change. The first IPCC Assessment Report was completed in 1990, and the Fifth in 2014, with each report successively warning of the increasingly grave consequences of our current trajectory. The latest report warns that without new and effective policies and measures, increases in global mean temperature of 3.7 to 4.8°C are projected by 2100 relative to pre-industrial levels (median values; the range is 2.5 to 7.8°C) [IPCC, 2014]. Other national and global institutions have also warned of the disastrous consequences of such warming (e.g., Melillo et al. [2014]). As a recent World Bank assessment [World Bank Group, 2014, p. xvii] states, "The data show that dramatic climate changes, heat and weather extremes are already impacting people, damaging crops and coastlines and putting food, water, and energy security at risk...The task of promoting human development, of ending poverty, increasing global prosperity, and reducing global inequality will be very challenging in a 2°C [increase] world, but in a 4°C [increase] world there is serious doubt whether this can be achieved at all...the time to act is now." Scientists have also long warned about the consequences of climate change for international security (e.g., Sagdeev and Eisenhower [1990]; Brown [1989]; Barnett [2003]).

commitments to reduce carbon emissions by the vast majority of the world's countries in the recent agreement from the COP21 in Paris could signify a major policy turning point.<sup>31</sup>

One of the anonymous reviewers pointed out that the failure of policymakers to react sufficiently to the scientific understanding of global warming is paralleled by a similar failure with regards to scientific knowledge about population trajectories. Family planning policies have been pushed off policy agendas for the last few decades, and the subject of population has even become taboo. There are numerous non-evidence-based barriers that separate women from the information and means necessary to plan childbirths. The total fertility rate remains high in many countries not because women want many children but because they are denied this information and technologies, and often even the right to have fewer children. Access to family planning information and voluntary birth control is a basic human right and should be treated as such by international institutions and policy frameworks. Similarly, there is also an urgent need for improved educational goals worldwide. While these goals are repeatedly supported by both researchers and policymakers, policy implementation continues to be lacking. As a recent report by the Royal Society explains, improved education (especially for women) and meeting the large voluntary family planning needs that are still unmet in both developed and developing countries are fundamental requirements of future economic prosperity and environmental sustainability. This again emphasizes the critical need for science-based policies [Sulston et al., 2012; Lutz et al., 2014; Cohen, 2008; Brundtland et al., 2012; NAS, 1986; NAS and Royal Society, 1992; NAS, 1963; Turner, 2009; NAS, 1999, 1971, 1993].<sup>32</sup>

The importance and imminence of sustainability problems at local and global scales, the dominant role that the Human System plays in the Earth System, and the key functions and services the Earth System provides for the Human System (as well as for other species), all call for strong collaboration of earth scientists, social scientists, and engineers in multidisciplinary research, modeling, technology development, and policymaking. To be successful, such approaches require active involvement across all disciplines that aim to synthesize knowledge, models, methods, and data. To take effective action against existing and potential socio-environmental challenges, global society needs scientifically-based development of appropriate *policies*, *education* that raises collective awareness and leads to actions, investment to build new or improved *technologies*, and changes in *economic* and *social structures*. Guided by such knowledge, with enough resources and efforts, and only if done in time, human ingenuity can harness advances in science, technology, engineering, and policy to develop effective solutions for addressing the challenges of environment and climate, population, and development. Only through well-informed decisions and actions can we leave a planet for future generations in which they can prosper.

## Acknowledgements

This work was supported by the University of Maryland Council on the Environment 2014 Seed Grant, award number 1357928. The authors would like to acknowledge the following grants and institutions: S.M., K.F., and K.H.: National Socio-Environmental Synthesis Center (SESYNC) — National Science Foundation (NSF) award DBI-1052875; J.R.: The Institute of Global Environment and Society (IGES); G.R.A.: Laboratory Directed

---

<sup>32</sup>We thank anonymous Reviewer No. 1 for guiding us to add all the important points in this paragraph and the associated citations.

Research and Development award by the Pacific Northwest National Laboratory, which is managed by the Battelle Memorial Institute for the U.S. Department of Energy; M.A.C.: Office of Naval Research, research grant MURI N00014-12-1-0911; F.M.W.: NSF award CBET-1541642; V.M.Y.: The Institute for New Economic Thinking (INET).

We benefited from many helpful discussions with many colleagues including Professors Mike Wallace, Jim Carton, Inez Fung, Deliang Chen, Jim Yorke, Ross Salawitch, Margaret Palmer, Russ Dickerson, Paolo D'Odorico, and Steve Penny.

Thank you to Ian Munoz and Dr. Philippe Marchand for technical assistance in producing Fig. 1.

As is the case with all independent peer-reviewed research, the views and conclusions in the paper are those of the authors alone. The funding organizations did not have any role in writing the paper and did not review it.

## References

- Abbasi-Shavazi Mohammad Jalal, McDonald Peter, and Hosseini-Chavoshi Meimanat. The Fertility Transition in Iran: Revolution and Reproduction. Springer Netherlands, Dordrecht, 2009 ISBN 978-90-481-3197-6, 978-90-481-3198-3. URL <http://link.springer.com/10.1007/978-90-481-3198-3>.
- Abel Guy J. and Sander Nikola. Quantifying Global International Migration Flows. *Science*, 343(6178):1520–1522, 3 2014 ISSN 0036–8075, 1095–9203. doi: 10.1126/science.1248676. URL <http://www.sciencemag.org/content/343/6178/1520>. [PubMed: 24675962]
- Aeschbach-Hertig Werner and Gleeson Tom. Regional strategies for the accelerating global problem of groundwater depletion. *Nature Geoscience*, 5(12):853–861, 2012 ISSN 1752–0894. doi: 10.1038/ngeo1617. URL <http://www.nature.com/ngео/journal/v5/n12/abs/ngео1617.html>.
- Anand Sudhir and Sen Amartya. Human development Index: Methodology and Measurement. Human Development Occasional Papers (1992–2007) HDOCPA-1994–02, Human Development Report Office (HDRO), United Nations Development Programme (UNDP), 1994 URL <https://ideas.repec.org/p/hdr/hdocpa/hdocpa-1994-02.html>.
- Anderson Jeffrey L.. An Ensemble Adjustment Kalman Filter for Data Assimilation. *Monthly Weather Review*, 129(12): 2884–2903, 12 2001 ISSN 0027–0644. doi: 10.1175/1520-0493(2001)129<2884:AEAKFF> 2.0.CO;2. URL [http://journals.ametsoc.org/doi/abs/10.1175/1520-0493\(2001\)129%3C2884:AEAKFF%3E2.0.CO;2](http://journals.ametsoc.org/doi/abs/10.1175/1520-0493(2001)129%3C2884:AEAKFF%3E2.0.CO;2).
- Annan JD and Hargreaves JC. Efficient parameter estimation for a highly chaotic system. *Tellus A*, 56(5):520–526, 10 2004 ISSN 1600–0870. doi: 10.1111/j.1600-0870.2004.00073.x. URL <http://onlinelibrary.wiley.com/doi/10.1111/j.1600-0870.2004.00073.x/abstract>.
- Annan JD, Lunt DJ, Hargreaves JC, and Valdes PJ. Parameter estimation in an atmospheric GCM using the Ensemble Kalman Filter. *Nonlinear Processes in Geophysics*, 12(3):363–371, 2 2005 URL <https://hal.archives-ouvertes.fr/hal-00302567>.
- Arnold Chester L. and Gibbons C. James. Impervious Surface Coverage: The Emergence of a Key Environmental Indicator. *Journal of the American Planning Association*, 62(2):243–258, 6 1996 ISSN 0194–4363. doi: 10.1080/01944369608975688. URL 10.1080/01944369608975688.
- Baiocchi Giovanni, Minx Jan, and Hubacek Klaus. The Impact of Social Factors and Consumer Behavior on Carbon Dioxide Emissions in the United Kingdom. *Journal of Industrial Ecology*, 14(1):50–72, 1 2010 ISSN 1530–9290. doi: 10.1111/j.1530-9290.2009.00216.x. URL <http://onlinelibrary.wiley.com/doi/10.1111/j.1530-9290.2009.00216.x/abstract>.
- Balatsky Alexander V., Balatsky Galina I., and Borysov Stanislav S.. Resource Demand Growth and Sustainability Due to Increased World Consumption. *Sustainability*, 7(3):3430–3440, 3 2015. doi: 10.3390/su7033430. URL <http://www.mdpi.com/2071-1050/7/3/3430>.
- Ban Ki-moon. A Climate Culprit In Darfur. *The Washington Post*, 6 2007 ISSN 0190–8286. URL <http://www.washingtonpost.com/wp-dyn/content/article/2007/06/15/AR2007061501857.html>.
- Barbieri Alisson F., Domingues Edson, Queiroz Bernardo L., Ruiz Ricardo M., Rigotti José I., Carvalho José A. M., and Resende Marco F. Climate change and population migration in Brazil's Northeast: scenarios for 2025–2050. *Population and Environment*, 31(5):344–370, 3 2010 ISSN 0199–0039, 1573–7810. doi: 10.1007/s11111-010-0105-1. URL <http://link.springer.com/article/10.1007/s11111-010-0105-1>.

- Barnett Jon. Security and climate change. *Global Environmental Change*, 13(1):7–17, 4 2003. doi: 10.1016/S0959-3780(02)00080-8. URL <http://www.sciencedirect.com/science/article/pii/S0959378002000808>.
- Barnett Tim P., Pierce David W., Hidalgo Hugo G., Bonfils Celine, Santer Benjamin D., Das Tapash, Bala Govindasamy, Wood Andrew W., Nozawa Toru, Mirin Arthur A., Cayan Daniel R., and Dettinger Michael D.. Human-Induced Changes in the Hydrology of the Western United States. *Science*, 319(5866):1080–1083, 2 2008 ISSN 0036–8075, 1095–9203. doi: 10.1126/science.1152538. URL <http://science.sciencemag.org/content/319/5866/1080>. [PubMed: 18239088]
- Barnosky Anthony D., Hadly Elizabeth A., Bascompte Jordi, Berlow Eric L., Brown James H., Fortelius Mikael, Getz Wayne M., Harte John, Hastings Alan, Marquet Pablo A., Martinez Neo D., Mooers Arne, Roopnarine Peter, Vermeij Geerat, Williams John W., Gillespie Rosemary, Kitzes Justin, Marshall Charles, Matzke Nicholas, Mindell David P., Revilla Eloy, and Smith Adam B.. Approaching a state shift in Earth's biosphere. *Nature*, 486(7401):52–58, 6 2012 ISSN 0028–0836. doi: 10.1038/nature11018. URL <http://www.nature.com/nature/journal/v486/n7401/full/nature11018.html>. [PubMed: 22678279]
- Barrett John, Peters Glen, Wiedmann Thomas, Scott Kate, Lenzen Manfred, Roelich Katy, and Quéré Corinne Le. Consumption-based GHG emission accounting: a UK case study. *Climate Policy*, 13(4):451–470, 7 2013 ISSN 1469–3062. doi: 10.1080/14693062.2013.788858. URL 10.1080/14693062.2013.788858.
- Baumert Kevin A., Herzog Timothy, and Pershing Jonathan. Navigating the numbers: Greenhouse gas data and international climate policy. World Resources Institute, 2005.
- Bazilian Morgan, Rogner Holger, Howells Mark, Hermann Sebastian, Arent Douglas, Gielen Dolf, Steduto Pasquale, Mueller Alexander, Komor Paul, Tol Richard S. J., and Yumkella Kandeh K.. Considering the energy, water and food nexus: Towards an integrated modelling approach. *Energy Policy*, 39(12):7896–7906, 12 2011. doi: 10.1016/j.enpol.2011.09.039. URL <http://www.sciencedirect.com/science/article/pii/S0301421511007282>.
- Bierregaard Richard O., Lovejoy Thomas E., Kapos Valerie, Angelo Augusto dos Santos, and Roger W. Hutchings. The Biological Dynamics of Tropical Rainforest Fragments. *BioScience*, 42(11):859–866, 1992. doi: 10.2307/1312085. URL <http://www.jstor.org/stable/1312085>.
- Boden Tom A., Marland Gregg, and Andres Robert J.. Global, regional, and national fossil fuel CO2 emissions Technical report, Carbon Dioxide Information Analysis Center, Oak Ridge National Laboratory, U.S. Department of Energy, Oak Ridge, Tenn., U.S.A., 2013.
- Bolt Jutta and van Zanden Jan Luiten. The Maddison Project: collaborative research on historical national accounts. *The Economic History Review*, 67(3):627–651, 8 2014 ISSN 1468–0289. doi: 10.1111/1468-0289.12032. URL <http://onlinelibrary.wiley.com/doi/10.1111/1468-0289.12032/abstract>.
- Bongaarts John. Development: Slow down population growth. *Nature*, 530(7591):409–412, 2 2016 ISSN 0028–0836, 1476–4687. doi: 10.1038/530409a. URL <http://www.nature.com/doifinder/10.1038/530409a>. [PubMed: 26911766]
- Brown Neville. Climate, ecology and international security. *Survival*, 31(6):519–532, 11 1989 ISSN 0039–6338. doi: 10.1080/00396338908442497. URL 10.1080/00396338908442497.
- Bruckner Martin, Giljum Stefan, Lutz Christian, and Wiebe Kirsten Svenja. Materials embodied in international trade – Global material extraction and consumption between 1995 and 2005. *Global Environmental Change*, 22(3):568–576, 8 2012 ISSN 0959–3780. doi: 10.1016/j.gloenvcha.2012.03.011. URL <http://www.sciencedirect.com/science/article/pii/S0959378012000350>.
- Brundtland Gro Harlem, Ehrlich Paul, Goldemberg Jose, Hansen James, Lovins Amory, Likens Gene, Manabe Syukuro, May Robert, Mooney Harold A., Robert Karl-Henrik, Salim Emil, Sato Gordon, Solomon Susan, Stern Nicholas, Swaminathan MS, and Watson Robert. Environment and Development Challenges: The Imperative to Act. Technical report, Barefoot College, Conservation International, International institute for Environment and Development, and International Union for the Conservation of Nature, 2012 URL [http://www.conservation.org/publications/Documents/CI\\_RIOplus20\\_Blue-Planet-Prize\\_Environment-and-Development-Challenges.pdf](http://www.conservation.org/publications/Documents/CI_RIOplus20_Blue-Planet-Prize_Environment-and-Development-Challenges.pdf).

- Budyko MI. The Heat Balance of the Earth's Surface. *Soviet Geography*, 2(4):3–13, 1 1961 ISSN 0038–5417. doi: 10.1080/00385417.1961.10770761. URL 10.1080/00385417.1961.10770761.
- Buizza R, Tribbia J, Molteni F, and Palmer T. Computation of optimal unstable structures for a numerical weather prediction model. *Tellus A*, 45(5):388–407, 10 1993 ISSN 1600–0870. doi: 10.1034/j.1600-0870.1993.t01-4-00005.x. URL <http://onlinelibrary.wiley.com/doi/10.1034/j.1600-0870.1993.t01-4-00005.x/abstract>.
- Buizza R, Milleer M, and Palmer TN. Stochastic representation of model uncertainties in the ECMWF ensemble prediction system. *Quarterly Journal of the Royal Meteorological Society*, 125(560):2887–2908, 10 1999 ISSN 1477–870X. doi: 10.1002/qj.49712556006. URL <http://onlinelibrary.wiley.com/doi/10.1002/qj.49712556006/abstract>.
- Burke Marshall B., Miguel Edward, Satyanath Shanker, Dykema John A., and Lobell David B.. Warming increases the risk of civil war in Africa. *Proceedings of the National Academy of Sciences*, 106(49):20670–20674, 12 2009 ISSN 0027–8424, 1091–6490. doi: 10.1073/pnas.0907998106. URL <http://www.pnas.org/content/106/49/20670>.
- Cai Wei-Jun, Hu Xiping, Huang Wei-Jen, Murrell Michael C., Lehrter John C., Lohrenz Steven E., Chou Wen-Chen, Zhai Weidong, Hollibaugh James T., Wang Yongchen, Zhao Pingsan, Guo Xianghui, Gundersen Kjell, Dai Minhan, and Gong Gwo-Ching. Acidification of subsurface coastal waters enhanced by eutrophication. *Nature Geoscience*, 4(11):766–770, 11 2011 ISSN 1752–0894. doi: 10.1038/ngeo1297. URL <http://www.nature.com/ngeo/journal/v4/n11/full/ngeo1297.html>.
- Cai Wenju, Borlace Simon, Lengaigne Matthieu, van Rensch Peter, Collins Mat, Vecchi Gabriel, Timmermann Axel, Santoso Agus, McPhaden Michael J., Wu Lixin, England Matthew H., Wang Guojian, Guilyardi Eric, and Jin Fei-Fei. Increasing frequency of extreme El Niño events due to greenhouse warming. *Nature Climate Change*, 4(2):111–116, 2 2014 ISSN 1758–678X. doi: 10.1038/nclimate2100. URL <http://www.nature.com/nclimate/journal/v4/n2/full/nclimate2100.html#affil-auth>.
- Cai Wenju, Wang Guojian, Santoso Agus, McPhaden Michael J., Wu Lixin, Jin Fei-Fei, Timmermann Axel, Collins Mat, Vecchi Gabriel, Lengaigne Matthieu, England Matthew H., Dommenges Dietmar, Takahashi Ken, and Guilyardi Eric. Increased frequency of extreme La Niña events under greenhouse warming. *Nature Climate Change*, 5(2):132–137, 2 2015 ISSN 1758–678X. doi: 10.1038/nclimate2492. URL <http://www.nature.com/nclimate/journal/v5/n2/abs/nclimate2492.html>.
- Calvin Katherine, Wise Marshall, Clarke Leon, Edmonds Jae, Kyle Page, Luckow Patrick, and Thomson Allison. Implications of simultaneously mitigating and adapting to climate change: initial experiments using GCAM. *Climatic Change*, 117(3): 545–560, 4 2013 ISSN 0165–0009, 1573–1480. doi: 10.1007/s10584-012-0650-y. URL <http://link.springer.com/article/10.1007/s10584-012-0650-y>.
- Campbell Martha, Sahin-Hodoglugil Nuriye Nalan, and Potts Malcolm. Barriers to fertility regulation: a review of the literature. *Studies in family planning*, 37(2):87–98, 2006 ISSN 1728–4465. doi: 10.1111/j.1728-4465.2006.00088.x. URL <http://onlinelibrary.wiley.com/doi/10.1111/j.1728-4465.2006.00088.x/abstract>. [PubMed: 16832983]
- Campbell Martha M., Prata Ndola, and Potts Malcolm. The impact of freedom on fertility decline. *Journal of Family Planning and Reproductive Health Care*, 39(1):44–50, 1 2013 ISSN 1471–1893, 2045–2098. doi: 10.1136/jfprhc-2012-100405. URL <http://jfprhc.bmj.com/content/39/1/44>. [PubMed: 23296851]
- Cane Mark A., Zebiak Stephen E., and Dolan Sean C.. Experimental forecasts of El Niño. *Nature*, 321(6073):827–832, 1986. doi: 10.1038/321827a0. URL <http://www.nature.com/nature/journal/v321/n6073/abs/321827a0.html>.
- Canfield Donald E., Glazer Alexander N., and Falkowski Paul G.. The evolution and future of Earth's nitrogen cycle. *Science*, 330(6001):192–196, 2010 ISSN 0036–8075, 1095–9203. doi: 10.1126/science.1186120. URL <http://www.sciencemag.org/content/330/6001/192.short>. [PubMed: 20929768]
- Carstensen Jacob, Andersen Jesper H., Gustafsson Bo G., and Conley Daniel J.. Deoxygenation of the Baltic Sea during the last century. *Proceedings of the National Academy of Sciences*,



111(15):5628–5633, 4 2014 ISSN 0027–8424, 1091–6490. doi: 10.1073/pnas.1323156111. URL <http://www.pnas.org/content/111/15/5628>.

Castle Stephanie L., Thomas Brian F., Reager John T., Rodell Matthew, Swenson Sean C., and Famiglietti James S.. Groundwater depletion during drought threatens future water security of the Colorado River Basin. *Geophysical Research Letters*, 41(16):2014GL061055, 8 2014 ISSN 1944–8007. doi: 10.1002/2014GL061055. URL <http://onlinelibrary.wiley.com/doi/10.1002/2014GL061055/abstract>.

Catton William R.. *Overshoot: The Ecological Basis of Revolutionary Change*. University of Illinois Press, 1980.

Charney Jule G., Arakawa Akio, Baker D. James, Bolin Bert, Dickinson Robert E., Goody Richard M., Leith Cecil E., Stommel Henry M., and Wunsch Carl L.. *Carbon Dioxide and Climate: A Scientific Assessment*. National Academy of Sciences, Washington, DC, 1979. Report of an Ad Hoc Study Group on Carbon Dioxide and Climate, Woods Hole, Massachusetts, July 23–27, 1979 to the Climate Research Board, Assembly of Mathematical and Physical Sciences, National Research Council.

Christenson Matthew. *Global Population Growth*. Technical report, U.S. Census Bureau, 2002 URL <http://www.census.gov/population/international/files/wp02/wp-02003.pdf>.

Ciais Philippe, Sabine Christopher, Bala Govindasamy, Bopp Laurent, Brovkin Victor, Canadell Josep, Chhabra Abha, DeFries Ruth, Galloway James, Heimann Martin, Jones Christopher, Quéré Corinne Le, Myneni Ranga B., Piao Shilong, and Thornton Peter. Carbon and other biogeochemical cycles In *Climate Change 2013: The Physical Science Basis*. Contribution of Working Group I to the Fifth Assessment Report of the Intergovernmental Panel on Climate Change, pages 465–570. Cambridge University Press, Cambridge, United Kingdom and New York, NY, USA, 2013 URL [http://pubman.mpdl.mpg.de/pubman/item/escidoc:2058766/component/escidoc:2058768/WG1AR5\\_Chapter06\\_FINAL.pdf](http://pubman.mpdl.mpg.de/pubman/item/escidoc:2058766/component/escidoc:2058768/WG1AR5_Chapter06_FINAL.pdf).

Cleveland Cutler J and Ruth Matthias. When, where, and by how much do biophysical limits constrain the economic process?: A survey of Nicholas Georgescu-Roegen’s contribution to ecological economics. *Ecological Economics*, 22(3): 203–223, 9 1997 ISSN 0921–8009. doi: 10.1016/S0921-8009(97)00079-7. URL <http://www.sciencedirect.com/science/article/pii/S0921800997000797>.

Cleveland Cutler J. and Ruth Matthias. Indicators of dematerialization and the materials intensity of use. *Journal of industrial ecology*, 2(3):15–50, 1998 ISSN 1530–9290. doi: 10.1162/jiec.1998.2.3.15. URL <http://onlinelibrary.wiley.com/doi/10.1162/jiec.1998.2.3.15/abstract>.

Cohen Joel E.. Make secondary education universal. *Nature*, 456(7222):572–573, 12 2008 ISSN 0028–0836. doi: 10.1038/456572a. URL <http://www.nature.com/nature/journal/v456/n7222/full/456572a.html>. [PubMed: 19052604]

Colwell Rita R.. *Global Climate and Infectious Disease: The Cholera Paradigm*. *Science*, 274(5295):2025–2031, 12 1996 ISSN 0036–8075, 1095–9203. doi: 10.1126/science.274.5295.2025. URL <http://www.sciencemag.org/content/274/5295/2025>. [PubMed: 8953025]

Costanza Robert and Ruth Matthias. Using Dynamic Modeling to Scope Environmental Problems and Build Consensus. *Environmental Management*, 22(2):183–195, 3 1998 ISSN 0364–152X, 1432–1009. doi: 10.1007/s002679900095. URL <http://link.springer.com/article/10.1007/s002679900095>. [PubMed: 9465128]

Costanza Robert, Kubiszewski Ida, Giovannini Enrico, Lovins Hunter, McGlade Jacqueline, Pickett Kate E., Ragnarsdóttir Kristín Vala, Roberts Debra, Vogli Roberto De, and Wilkinson Richard. Development: Time to leave GDP behind. *Nature*, 505(7483):283–285, 1 2014 ISSN 0028–0836, 1476–4687. doi: 10.1038/505283a. URL <http://www.nature.com/doi/10.1038/505283a>. [PubMed: 24436983]

Cózar Andrés, Echevarría Fidel, González-Gordillo J. Ignacio, Irigoien Xabier, Úbeda Bárbara, Hernández-León Santiago, Palma Álvaro T., Navarro Sandra, García-de Lomas Juan, Ruiz Andrea, Fernández-de Puellas María L., and Duarte Carlos M.. Plastic debris in the open ocean. *Proceedings of the National Academy of Sciences*, 111(28):10239–10244, 7 2014 ISSN 0027–8424, 1091–6490. doi: 10.1073/pnas.1314705111. URL <http://www.pnas.org/content/111/28/10239>.

- Crimmins A, Balbus J, Gamble JL, Beard CB, Bell JE, Dodgen D, Eisen RJ, Fann N, Hawkins MD, Herring SC, Jantarasami L, Mills DM, Saha S, Sarofim MC, Trtanj J, and Ziska L. The Impacts of Climate Change on Human Health in the United States: A Scientific Assessment. United States Global Change Research Program, Washington, DC, 4 2016 URL 10.7930/J0R49NQX.
- Crutzen Paul J.. Geology of mankind. *Nature*, 415(6867):23–23, 1 2002 ISSN 0028–0836. doi: 10.1038/415023a. URL <http://www.nature.com/nature/journal/v415/n6867/full/415023a.html>. [PubMed: 11780095]
- Crutzen Paul J.. The “Anthropocene” In Ehlers Eckart Professor Dr and Krafft Thomas Dr, editors, *Earth System Science in the Anthropocene*, pages 13–18. Springer Berlin Heidelberg, 1 2006 ISBN 978-3-540-26588-7, 978-3-540-26590-0. URL [http://link.springer.com/chapter/10.1007/3-540-26590-2\\_3](http://link.springer.com/chapter/10.1007/3-540-26590-2_3).
- Daily Gretchen. *Nature’s Services: Societal Dependence On Natural Ecosystems*. Island Press, 2 1997 ISBN 9781559634762.
- Daily Gretchen C, Polasky Stephen, Goldstein Joshua, Kareiva Peter M, Mooney Harold A, Pejchar Liba, Ricketts Taylor H, Salzman James, Shallenberger Robert and . Ecosystem services in decision making: time to deliver. *Frontiers in Ecology and the Environment*, 7(1):21–28, 2 2009 ISSN 1540–9295. doi: 10.1890/080025. URL <http://www.esajournals.org/doi/abs/10.1890/080025>.
- Dale Virginia H., Efromyson Rebecca A., and Kline Keith L.. The land use–climate change–energy nexus. *Landscape Ecology*, 26(6):755–773, 5 2011 ISSN 0921–2973, 1572–9761. doi: 10.1007/s10980-011-9606-2. URL <http://link.springer.com/article/10.1007/s10980-011-9606-2>.
- Daly Herman E.. *Beyond growth: the economics of sustainable development*. Beacon Press, 1996.
- Daly Herman E. and Farley Joshua. *Ecological Economics: Principles And Applications*. Island Press, 1st edition, 11 2003 ISBN 1559633123.
- Davis Steven J. and Caldeira Ken. Consumption-based accounting of CO2 emissions. *Proceedings of the National Academy of Sciences*, 107(12):5687–5692, 3 2010 ISSN 0027–8424, 1091–6490. doi: 10.1073/pnas.0906974107. URL <http://www.pnas.org/content/107/12/5687>.
- DESTATIS. Annual Report 2015 Technical report, Federal Statistical Office of Germany, Wiesbaden, Germany, 7 2016 URL <https://www.destatis.de/EN/AboutUs/OurMission/AnnualReport/AnnualReport2015.pdf>.
- Di Baldassarre G, Castellarin A, and Brath A. Analysis of the effects of levee heightening on flood propagation: example of the River Po, Italy. *Hydrological Sciences Journal*, 54(6):1007–1017, 12 2009 ISSN 0262–6667. doi: 10.1623/hysj.54.6.1007. URL <http://www.tandfonline.com/doi/abs/10.1623/hysj.54.6.1007>.
- DiGiulio Dominic C. and Jackson Robert B.. Impact to Underground Sources of Drinking Water and Domestic Wells from Production Well Stimulation and Completion Practices in the Pavillion, Wyoming, Field. *Environmental Science & Technology*, 50(8):4524–4536, 4 2016 ISSN 0013–936X. doi: 10.1021/acs.est.5b04970. URL 10.1021/acs.est.5b04970. [PubMed: 27022977]
- Döll Petra, Schmied Hannes Müller, Schuh Carina, Portmann Felix T., and Eicker Annette. Global-scale assessment of groundwater depletion and related groundwater abstractions: Combining hydrological modeling with information from well observations and GRACE satellites. *Water Resources Research*, 50(7):5698–5720, 2014 ISSN 1944–7973. doi: 10.1002/2014WR015595. URL <http://onlinelibrary.wiley.com/doi/10.1002/2014WR015595/full>.
- Downey Sean S., Haas W. Randall, and Shennan Stephen J.. European Neolithic societies showed early warning signals of population collapse. *Proceedings of the National Academy of Sciences*, 113(35):9751–9756, 8 2016 ISSN 0027–8424, 1091–6490. doi: 10.1073/pnas.1602504113. URL <http://www.pnas.org/content/113/35/9751>.
- Duchin Faye. *The Future of the Environment: Ecological Economics and Technological Change*. Oxford University Press, 1994 ISBN 9780195085747.
- Easterling David R., Meehl Gerald A., Parmesan Camille, Changnon Stanley A., Karl Thomas R., and Mearns Linda O.. Climate Extremes: Observations, Modeling, and Impacts. *Science*, 289(5487):2068–2074, 9 2000 ISSN 0036–8075, 1095–9203. doi: 10.1126/science.289.5487.2068. URL <http://science.sciencemag.org/content/289/5487/2068>. [PubMed: 11000103]

- Edmonds JE, Wise MA, and MacCracken CN. Advanced energy technologies and climate change: An analysis using the global change assessment model (GCAM). Fondazione ENI Enrico Mattei, 1994 URL <http://sedac.ciesin.org/mva/MCPAPER/mcpaper.html>.
- Ekstrom Julia A., Suatoni Lisa, Cooley Sarah R., Pendleton Linwood H., Waldbusser George G., Cinner Josh E., Ritter Jessica, Langdon Chris, van Hooidonk Ruben, Gledhill Dwight, Wellman Katharine, Beck Michael W., Brander Luke M., Rittschof Dan, Doherty Carolyn, Edwards Peter E. T., and Portela Rosimeiry. Vulnerability and adaptation of US shellfisheries to ocean acidification. *Nature Climate Change*, 5(3):207–214, 3 2015 ISSN 1758–678X. doi: 10.1038/nclimate2508. URL <http://www.nature.com/nclimate/journal/v5/n3/full/nclimate2508.html>.
- Erismann Jan Willem, Sutton Mark A., Galloway James, Klimont Zbigniew, and Winiwarter Wilfried. How a century of ammonia synthesis changed the world. *Nature Geoscience*, 1(10):636–639, 2008 ISSN 1752–0894. doi: 10.1038/ngeo325. URL <http://www.nature.com/ngeo/journal/v1/n10/abs/ngeo325.html>.
- Evensen G. The ensemble Kalman filter for combined state and parameter estimation. *IEEE Control Systems*, 29(3):83–104, 6 2009 ISSN 1066–033X. doi: 10.1109/MCS.2009.932223.
- Famiglietti JS. The global groundwater crisis. *Nature Climate Change*, 4(11):945–948, 11 2014 ISSN 1758–678X. doi: 10.1038/nclimate2425. URL <http://www.nature.com/nclimate/journal/v4/n11/full/nclimate2425.html>.
- Famiglietti JS, Lo M, Ho SL, Bethune J, Anderson KJ, Syed TH, Swenson SC, de Linage CR, and Rodell M. Satellites measure recent rates of groundwater depletion in California’s Central Valley. *Geophysical Research Letters*, 38 (3):L03403, 2 2011 ISSN 1944–8007. doi: 10.1029/2010GL046442. URL <http://onlinelibrary.wiley.com/doi/10.1029/2010GL046442/abstract>.
- Famiglietti James S. and Rodell Matthew. Water in the Balance. *Science*, 340(6138):1300–1301, 6 2013 ISSN 0036–8075, 1095–9203. doi: 10.1126/science.1236460. URL <http://www.sciencemag.org/content/340/6138/1300>. [PubMed: 23766323]
- Fawcett Allen A., Iyer Gokul C., Clarke Leon E., Edmonds James A., Hultman Nathan E., McJeon Haewon C., Rogelj Joeri, Schuler Reed, Alsalam Jameel, Asrar Ghassem R., Creason Jared, Jeong Minji, McFarland James, Mundra Anupriya, and Shi Wenjing. Can Paris pledges avert severe climate change? *Science*, 350(6265):1168–1169, 12 2015 ISSN 0036–8075, 1095–9203. doi: 10.1126/science.aad5761. URL <http://www.sciencemag.org/content/350/6265/1168>. [PubMed: 26612835]
- Feng Kuishuang, Hubacek Klaus, Guan Dabo, Contestabile Monica, Minx Jan, and Barrett John. Distributional Effects of Climate Change Taxation: The Case of the UK. *Environmental Science & Technology*, 44(10):3670–3676, 5 2010a ISSN 0013–936X. doi: 10.1021/es902974g. URL 10.1021/es902974g. [PubMed: 20429551]
- Feng Kuishuang, Chapagain Ashok, Suh Sangwon, Pfister Stephan, and Hubacek Klaus. Comparison of bottom-up and top-down approaches to calculating the water footprints of nations. *Economic Systems Research*, 23(4):371–385, 2011a ISSN 0953–5314. doi: 10.1080/09535314.2011.638276. URL <http://www.tandfonline.com/doi/abs/10.1080/09535314.2011.638276>.
- Feng Kuishuang, Hubacek Klaus, Minx Jan, Siu Yim Ling, Chapagain Ashok, Yu Yang, Guan Dabo, and Barrett John. Spatially Explicit Analysis of Water Footprints in the UK. *Water*, 3(1):47–63, 2011b. doi: 10.3390/w3010047. URL <http://www.mdpi.com/2073-4441/3/1/47>.
- Feng Kuishuang, Siu Yim Ling, Guan Dabo, and Hubacek Klaus. Analyzing Drivers of Regional Carbon Dioxide Emissions for China. *Journal of Industrial Ecology*, 16(4):600–611, 8 2012 ISSN 1530–9290. doi: 10.1111/j.1530-9290.2012.00494.x. URL <http://onlinelibrary.wiley.com/doi/10.1111/j.1530-9290.2012.00494.x/abstract>.
- Feng Shuaizhang, Krueger Alan B., and Oppenheimer Michael. Linkages among climate change, crop yields and Mexico-US cross-border migration. *Proceedings of the National Academy of Sciences*, 107(32):14257–14262, 8 2010b ISSN 0027–8424, 1091–6490. doi: 10.1073/pnas.1002632107. URL <http://www.pnas.org/content/107/32/14257>.
- Ferraz Gonçalo, Russell Gareth J., Stouffer Philip C., Bierregaard Richard O., Pimm Stuart L., and Lovejoy Thomas E.. Rates of species loss from Amazonian forest fragments. *Proceedings of the National Academy of Sciences*, 100(24):14069–14073, 11 2003 ISSN 0027–8424, 1091–6490. doi: 10.1073/pnas.2336195100. URL <http://www.pnas.org/content/100/24/14069>.

- Foley Jonathan A., DeFries Ruth, Asner Gregory P., Barford Carol, Bonan Gordon, Carpenter Stephen R., Chapin F. Stuart, Coe Michael T., Daily Gretchen C., Gibbs Holly K., Helkowski Joseph H., Holloway Tracey, Howard Erica A., Kucharik Christopher J., Monfreda Chad, Patz Jonathan A., Prentice I. Colin, Ramankutty Navin, and Snyder Peter K.. Global Consequences of Land Use. *Science*, 309(5734):570–574, 7 2005 ISSN 0036–8075, 1095–9203. doi: 10.1126/science.1111772. URL <http://www.sciencemag.org/content/309/5734/570>. [PubMed: 16040698]
- Friedlingstein P, Andrew RM, Rogelj J, Peters GP, Canadell JG, Knutti R, Luderer G, Raupach MR, Schaeffer M, van Vuuren DP, and Le Quéré C. Persistent growth of CO<sub>2</sub> emissions and implications for reaching climate targets. *Nature Geoscience*, 7(10):709–715, 10 2014 ISSN 1752–0894. doi: 10.1038/ngeo2248. URL <http://www.nature.com/ngeo/journal/v7/n10/full/ngeo2248.html>.
- Galloway James N., Dentener Frank J., Capone Douglas G., Boyer Elisabeth W., Howarth Robert W., Seitzinger Sybil P., Asner Gregory P., Cleveland CC, Green PA, and Holland EA. Nitrogen cycles: past, present, and future. *Biogeochemistry*, 70(2):153–226, 2004 ISSN 0168–2563, 1573–515X. doi: 10.1007/s10533-004-0370-0. URL <http://link.springer.com/article/10.1007/s10533-004-0370-0>.
- Georgescu-Roegen Nicholas. The entropy law and the economic process. Harvard University Press, 1971.
- Gerland Patrick, Raftery Adrian E., Šev íková Hana, L Nan i, Gu Danan, Spoorenberg Thomas, Alkema Leontine, Fosdick Bailey K., Chunn Jennifer, Lalic Nevena, Bay Guiomar, Buettner Thomas, Heilig Gerhard K., and Wilmoth John. World population stabilization unlikely this century. *Science*, 346(6206):234–237, 10 2014 ISSN 0036–8075, 1095–9203. doi: 10.1126/science.1257469. URL <http://www.sciencemag.org/content/346/6206/234>. [PubMed: 25301627]
- Gibson Luke, Lynam Antony J., Bradshaw Corey J. A., He Fangliang, Bickford David P., Woodruff David S., Bumrungsri Sara, and Laurance William F.. Near-Complete Extinction of Native Small Mammal Fauna 25 Years After Forest Fragmentation. *Science*, 341(6153):1508–1510, 9 2013 ISSN 0036–8075, 1095–9203. doi: 10.1126/science.1240495. URL <http://www.sciencemag.org/content/341/6153/1508>. [PubMed: 24072921]
- Gordon Line J., Peterson Garry D., and Bennett Elena M.. Agricultural modifications of hydrological flows create ecological surprises. *Trends in Ecology & Evolution*, 23(4):211–219, 4 2008 ISSN 0169–5347. doi: 10.1016/j.tree.2007.11.011. URL <http://www.sciencedirect.com/science/article/pii/S016953470800058X>. [PubMed: 18308425]
- Grasby Stephen. World Water Resources at the Beginning of the 21st Century. *Geoscience Canada*, 31(3), 9 2004 ISSN 1911–4850. URL <http://journals.hil.unb.ca/index.php/GC/article/view/2765>.
- Greening Lorna A., Greene David L., and Difiglio Carmen. Energy efficiency and consumption — the rebound effect — a survey. *Energy Policy*, 28(6–7):389–401, 6 2000 ISSN 0301–4215. doi: 10.1016/S0301-4215(00)00021-5. URL <http://www.sciencedirect.com/science/article/pii/S0301421500000215>.
- Gruber Nicolas and Galloway James N.. An Earth-system perspective of the global nitrogen cycle. *Nature*, 451(7176):293–296, 1 2008 ISSN 0028–0836. doi: 10.1038/nature06592. URL <http://www.nature.com/nature/journal/v451/n7176/full/nature06592.html>. [PubMed: 18202647]
- Guan Dabo and Hubacek Klaus. Assessment of regional trade and virtual water flows in China. *Ecological Economics*, 61(1): 159–170, 2 2007. doi: 10.1016/j.ecolecon.2006.02.022. URL <http://www.sciencedirect.com/science/article/pii/S0921800906000930>.
- Guan Dabo and Hubacek Klaus. A new and integrated hydro-economic accounting and analytical framework for water resources: A case study for North China. *Journal of Environmental Management*, 88(4):1300–1313, 9 2008. doi: 10.1016/j.jenvman.2007.07.010. URL <http://www.sciencedirect.com/science/article/pii/S0301479707002253>. [PubMed: 17719717]
- Guan Dabo, Hubacek Klaus, Weber Christopher L., Peters Glen P., and Reiner David M.. The drivers of Chinese CO<sub>2</sub> emissions from 1980 to 2030. *Global Environmental Change*, 18(4):626–634, 10 2008. doi: 10.1016/j.gloenvcha.2008.08.001. URL <http://www.sciencedirect.com/science/article/pii/S095937800800068X>.
- Guan Dabo, Peters Glen P., Weber Christopher L., and Hubacek Klaus. Journey to world top emitter: An analysis of the driving forces of China's recent CO<sub>2</sub> emissions surge. *Geophysical Research*

Letters, 36(4):L04709, 2 2009 ISSN 1944–8007. doi: 10.1029/2008GL036540. URL <http://onlinelibrary.wiley.com/doi/10.1029/2008GL036540/abstract>.

Guzmán José Miguel, Martine George, McGranahan Gordon, Schensul Daniel, and Tacoli Cecilia. Population Dynamics and Climate Change. UNFPA and IIEE, 2009 ISBN 9780897149198.

Haberl Helmut, Erb K. Heinz, Krausmann Fridolin, Gaube Veronika, Bondeau Alberte, Plutzer Christoph, Gingrich Simone, Lucht Wolfgang, and Fischer-Kowalski Marina. Quantifying and mapping the human appropriation of net primary production in earth’s terrestrial ecosystems. Proceedings of the National Academy of Sciences, 104(31):12942–12947, 7 2007 ISSN 0027–8424, 1091–6490. doi: 10.1073/pnas.0704243104. URL <http://www.pnas.org/content/104/31/12942>.

Haberl Helmut, Erb Karl-Heinz, Krausmann Fridolin, Bondeau Alberte, Lauk Christian, Müller Christoph, Plutzer Christoph, and Steinberger Julia K.. Global bioenergy potentials from agricultural land in 2050: Sensitivity to climate change, diets and yields. Biomass & Bioenergy, 35(12):4753–4769, 12 2011 ISSN 0961–9534. doi: 10.1016/j.biombioe.2011.04.035. URL <http://www.ncbi.nlm.nih.gov/pmc/articles/PMC3236288/>. [PubMed: 22211004]

Hannon Bruce and Ruth Matthias. Dynamic modeling of diseases and pests. Springer, 2009 URL <http://link.springer.com/content/pdf/10.1007/978-0-387-09560-8.pdf>.

Hannon Bruce and Ruth Matthias. Modeling Dynamic Biological Systems. Springer, 2014 URL [http://link.springer.com/chapter/10.1007/978-3-319-05615-9\\_1](http://link.springer.com/chapter/10.1007/978-3-319-05615-9_1).

Hannon Bruce M. and Ruth Matthias. Dynamic modeling. Springer-Verlag, Berlin, New York, 1st edition, 1994 ISBN 9780387942872.

Hansen James, Kharecha Pushker, Sato Makiko, Masson-Delmotte Valerie, Ackerman Frank, Beerling David J., Hearty Paul J., Hoegh-Guldberg Ove, Hsu Shi-Ling, Parmesan Camille, Rockstrom Johan, Rohling Eelco J., Sachs Jeffrey, Smith Pete, Steffen Konrad, Susteren Lise Van, Schuckmann Karina von, and Zachos James C.. Assessing “Dangerous Climate Change”: Required Reduction of Carbon Emissions to Protect Young People, Future Generations and Nature. PLoS ONE, 8(12):e81648, 12 2013. doi: 10.1371/journal.pone.0081648. URL 10.1371/journal.pone.0081648. [PubMed: 24312568]

Hanski Ilkka, Zurita Gustavo A., M. Isabel Bellocq, and Joel Rybicki. Species–fragmented area relationship. Proceedings of the National Academy of Sciences, 110(31):12715–12720, 7 2013 ISSN 0027–8424, 1091–6490. doi: 10.1073/pnas.1311491110. URL <http://www.pnas.org/content/110/31/12715>.

He Hao, Vinnikov Konstantin Y., Li Can, Krotkov Nickolay A., Jongeward Andrew R., Li Zhanqing, Stehr Jeffrey W., Hains Jennifer C., and Dickerson Russell R.. Response of SO<sub>2</sub> and particulate air pollution to local and regional emission controls: A case study in Maryland. Earth’s Future, 4(4):2015EF000330, 4 2016 ISSN 2328–4277. doi: 10.1002/2015EF000330. URL <http://onlinelibrary.wiley.com/doi/10.1002/2015EF000330/abstract>.

Heilig Gerhard K., Buettner Thomas, Li Nan, Gerland Patrick, Alkema Leontine, Chunn Jennifer, and Raftery Adrian E.. Future population trends found to be highly uncertain in Least Developed Countries. (Draft 3 by GKH, 25 February 2010, Edited by AER 16 March 2010, Reviewed by NL, PG, TB), 2010 URL [http://esa.un.org/Unpd/Wpp/Publications/Files/Heilig\\_2010\\_Future%20population%20trends%20found%20to%20be%20highly%20uncertain%20in%20Least%20Developed%20Countries.pdf](http://esa.un.org/Unpd/Wpp/Publications/Files/Heilig_2010_Future%20population%20trends%20found%20to%20be%20highly%20uncertain%20in%20Least%20Developed%20Countries.pdf).

Hendrickson Chris, Horvath Arpad, Joshi Satish, and Lave Lester. Peer Reviewed: Economic Input-Output Models for Environmental Life-Cycle Assessment. Environmental Science & Technology, 32(7):184A–191A, 4 1998 ISSN 0013–936X. doi: 10.1021/es983471i. URL 10.1021/es983471i.

Hertwich Edgar G. and Peters Glen P.. Carbon Footprint of Nations: A Global, Trade-Linked Analysis. Environmental Science & Technology, 43(16):6414–6420, 8 2009 ISSN 0013–936X. doi: 10.1021/es803496a. URL 10.1021/es803496a. [PubMed: 19746745]

Hilboll A, Richter A, and Burrows JP. Long-term changes of tropospheric NO<sub>2</sub> over megacities derived from multiple satellite instruments. Atmos. Chem. Phys, 13(8):4145–4169, 4 2013 ISSN 1680–7324. doi: 10.5194/acp-13-4145-2013. URL <http://www.atmos-chem-phys.net/13/4145/2013/>.

Holtgrieve Gordon W., Schindler Daniel E., Hobbs William O., Leavitt Peter R., Ward Eric J., Bunting Lynda, Chen Guangjie, Finney Bruce P., Gregory-Eaves Irene, Holmgren Sofia, and others. A



coherent signature of anthropogenic nitrogen deposition to remote watersheds of the northern hemisphere. *Science*, 334(6062):1545–1548, 2011 ISSN 0036–8075, 1095–9203. doi: 10.1126/science.1212267. URL <http://www.sciencemag.org/content/334/6062/1545.short>. [PubMed: 22174250]

Houghton JT, Callander BA, and Varney SK. Climate change 1992: the supplementary report to the IPCC scientific assessment. Cambridge University Press, 1992 ISBN 0-521-43829-2. URL <http://bases.bireme.br/cgi-bin/wxislind.exe/iah/online/?IsisScript=iah/iah.xis&src=google&base=REPIDISCA&lang=p&nextAction=lnk&exprSearch=70547&indexSearch=ID>.

Howarth Robert, Swaney Dennis, Billen Gilles, Garnier Josette, Hong Bongghi, Humborg Christoph, Johnes Penny, Mörth CarlMagnus, and Marino Roxanne. Nitrogen fluxes from the landscape are controlled by net anthropogenic nitrogen inputs and by climate. *Frontiers in Ecology and the Environment*, 10(1):37–43, 2012 ISSN 1540–9309. doi: 10.1890/100178. URL <http://www.esajournals.org/doi/abs/10.1890/100178>.

Hsiang Solomon M.. Temperatures and cyclones strongly associated with economic production in the Caribbean and Central America. *Proceedings of the National Academy of Sciences*, 107(35):15367–15372, 8 2010 ISSN 0027–8424, 1091–6490. doi: 10.1073/pnas.1009510107. URL <http://www.pnas.org/content/107/35/15367>.

Hsiang Solomon M. and Jina Amir S.. The Causal Effect of Environmental Catastrophe on Long-Run Economic Growth: Evidence From 6,700 Cyclones Working Paper 20352, National Bureau of Economic Research, 7 2014 URL <http://www.nber.org/papers/w20352>.

Hsiang Solomon M., Meng Kyle C., and Cane Mark A.. Civil conflicts are associated with the global climate. *Nature*, 476(7361):438–441, 8 2011 ISSN 0028–0836. doi: 10.1038/nature10311. URL <http://www.nature.com/nature/journal/v476/n7361/full/nature10311.html> %3FWT.ec\_id=NATURE-20110825. [PubMed: 21866157]

Hsiang Solomon M., Burke Marshall, and Miguel Edward. Quantifying the Influence of Climate on Human Conflict. *Science*, 341(6151):1235367, 9 2013 ISSN 0036–8075, 1095–9203. doi: 10.1126/science.1235367. URL <http://www.sciencemag.org/content/341/6151/1235367>. [PubMed: 24031020]

Hubacek Klaus and Sun Laixiang. A scenario analysis of China’s land use and land cover change: incorporating biophysical information into input-output modeling. *Structural Change and Economic Dynamics*, 12(4):367–397, 12 2001. doi: 10.1016/S0954-349X(01)00029-7. URL <http://www.sciencedirect.com/science/article/pii/S0954349X01000297>.

Hubacek Klaus, Feng Kuishuang, Minx Jan C., Pfister Stephan, and Zhou Naijun. Teleconnecting Consumption to Environmental Impacts at Multiple Spatial Scales. *Journal of Industrial Ecology*, 18(1):7–9, 2 2014 ISSN 1530–9290. doi: 10.1111/jiec.12082. URL <http://onlinelibrary.wiley.com/doi/10.1111/jiec.12082/abstract>.

Hubacek Klaus, Baiocchi Giovanni, Feng Kuishuang, and Patwardhan Anand. Poverty eradication in a carbon constrained world. *Nature Communications*, 2016 Under review.

Hunt Brian R., Kostelich Eric J., and Szunyogh Istvan. Efficient data assimilation for spatiotemporal chaos: A local ensemble transform Kalman filter. *Physica D: Nonlinear Phenomena*, 230(1–2):112–126, 6 2007 ISSN 0167–2789. doi: 10.1016/j.physd.2006.11.008. URL <http://www.sciencedirect.com/science/article/pii/S0167278906004647>.

Hussey Karen and Pittock Jamie. The Energy-Water Nexus: Managing the Links between Energy and Water for a Sustainable Future. *Ecology and Society*, 17(1), 2012 ISSN 1708–3087. doi: 10.5751/ES-04641-170131. URL <http://www.ecologyandsociety.org/vol17/iss1/art31/>.

Imhoff Marc L., Bounoua Lahouari, Ricketts Taylor, Loucks Colby, Harriss Robert, and Lawrence William T.. Global patterns in human consumption of net primary production. *Nature*, 429(6994):870–873, 6 2004. doi: 10.1038/nature02619. URL <http://www.nature.com/nature/journal/v429/n6994/full/nature02619.html>. [PubMed: 15215863]

Imhoff ML, Tucker CJ, Lawrence WT, and Stutzer DC. The use of multisource satellite and geospatial data to study the effect of urbanization on primary productivity in the United States. *IEEE Transactions on Geoscience and Remote Sensing*, 38(6):2549–2556, 11 2000 ISSN 0196–2892. doi: 10.1109/36.885202. URL <http://ieeexplore.ieee.org/document/885202/>.

- IPCC. Climate Change 2001: The Scientific Basis. Contribution of Working Group I to the Third Assessment Report of the Intergovernmental Panel on Climate Change. Cambridge University Press, Cambridge, United Kingdom and New York, NY, USA., 2001.
- IPCC. Climate change 2007: Synthesis Report. Contribution of Working Groups I, II and III to the Fourth Assessment Report of the Intergovernmental Panel on Climate Change. IPCC, Geneva, Switzerland, 2007.
- IPCC. Climate Change 2014: Synthesis Report. Contribution of Working Groups I, II and III to the Fifth Assessment Report of the Intergovernmental Panel on Climate Change [Core Writing Team, Pachauri RK and Meyer LA (eds.)]. IPCC, Geneva, Switzerland, 2014.
- Iyer Gokul C., Edmonds James A., Fawcett Allen A., Hultman Nathan E., Alsalam Jameel, Asrar Ghassem R., Calvin Katherine V., Clarke Leon E., Creason Jared, Jeong Minji, Kyle Page, McFarland James, Mundra Anupriya, Patel Pralit, Shi Wenjing, and McJeon Haewon C.. The contribution of Paris to limit global warming to 2°C. *Environmental Research Letters*, 10(12):125002, 2015 ISSN 1748–9326. doi: 10.1088/1748-9326/10/12/125002. URL <http://stacks.iop.org/1748-9326/10/i=12/a=125002>.
- Izquierdo Andrea E., De Angelo Carlos D., and Aide T. Mitchell. Thirty Years of Human Demography and Land-Use Change in the Atlantic Forest of Misiones, Argentina: an Evaluation of the Forest Transition Model. *Ecology & Society*, 13(2), 2008 URL <http://www.ecologyandsociety.org/vol13/iss2/art3/>.
- Jackson Robert B., Lowry Ella R., Pickle Amy, Kang Mary, DiGiulio Dominic, and Zhao Kaiguang. The Depths of Hydraulic Fracturing and Accompanying Water Use Across the United States. *Environmental Science & Technology*, 49(15):8969–8976, 8 2015 ISSN 0013–936X. doi: 10.1021/acs.est.5b01228. URL 10.1021/acs.est.5b01228. [PubMed: 26196164]
- Jambeck Jenna R., Geyer Roland, Wilcox Chris, Siegler Theodore R., Perryman Miriam, Andrady Anthony, Narayan Ramani, and Law Kara Lavender. Plastic waste inputs from land into the ocean. *Science*, 347(6223):768–771, 2 2015 ISSN 0036–8075, 1095–9203. doi: 10.1126/science.1260352. URL <http://www.sciencemag.org/content/347/6223/768>. [PubMed: 25678662]
- Jeffrey Robin. *Politics, Women and Well-being: How Kerala Became “a Model”*. Macmillan Press Houndsmills, 1992 URL <http://www.getcited.org/pub/103052083>.
- Kalnay Eugenia. *Atmospheric Modeling, Data Assimilation and Predictability*. Cambridge University Press, first edition, 2003 ISBN 0521796296.
- Kang Ji-Sun, Kalnay Eugenia, Liu Junjie, Fung Inez, Miyoshi Takemasa, and Ide Kayo. “Variable localization” in an ensemble Kalman filter: Application to the carbon cycle data assimilation. *Journal of Geophysical Research: Atmospheres*, 116(D9): D09110, 5 2011 ISSN 2156–2202. doi: 10.1029/2010JD014673. URL <http://onlinelibrary.wiley.com/doi/10.1029/2010JD014673/abstract>.
- Kang Ji-Sun, Kalnay Eugenia, Miyoshi Takemasa, Liu Junjie, and Fung Inez. Estimation of surface carbon fluxes with an advanced data assimilation methodology. *Journal of Geophysical Research: Atmospheres*, 117(D24):D24101, 12 2012 ISSN 2156–2202. doi: 10.1029/2012JD018259. URL <http://onlinelibrary.wiley.com/doi/10.1029/2012JD018259/abstract>.
- Kareiva Peter, Watts Sean, McDonald Robert, and Boucher Tim. Domesticated nature: shaping landscapes and ecosystems for human welfare. *Science*, 316(5833):1866–1869, 2007 ISSN 0036–8075, 1095–9203. doi: 10.1126/science.1140170. URL <http://www.sciencemag.org/content/316/5833/1866.short>. [PubMed: 17600209]
- Kareiva Peter, Tallis Heather, Ricketts Taylor H., Daily Gretchen C., and Polasky Stephen. *Natural Capital: Theory and Practice of Mapping Ecosystem Services*. Oxford University Press, 4 2011 ISBN 9780191621031.
- Kelley Colin P., Mohtadi Shahrzad, Cane Mark A., Seager Richard, and Kushnir Yochanan. Climate change in the Fertile Crescent and implications of the recent Syrian drought. *Proceedings of the National Academy of Sciences*, 112(11):3241–3246, 3 2015 ISSN 0027–8424, 1091–6490. doi: 10.1073/pnas.1421533112. URL <http://www.pnas.org/content/112/11/3241>.
- Kendall Henry W. and Pimentel David. Constraints on the expansion of the global food supply. *Ambio*, pages 198–205, 1994 URL <http://www.jstor.org/stable/4314199>.

- Khan Shahbaz and Hanjra Munir A.. Footprints of water and energy inputs in food production — Global perspectives. *Food Policy*, 34(2):130–140, 4 2009. doi: 10.1016/j.foodpol.2008.09.001. URL <http://www.sciencedirect.com/science/article/pii/S0306919208000729>.
- Kintisch Eli. After Paris: The rocky road ahead. *Science*, 350(6264):1018–1019, 11 2015 ISSN 0036–8075, 1095–9203. doi: 10.1126/science.350.6264.1018. URL <http://www.sciencemag.org/content/350/6264/1018>. [PubMed: 26612931]
- Kolbert Elizabeth. *The Sixth Extinction: An Unnatural History*. Henry Holt and Co., New York, first edition, 2 2014 ISBN 9780805092998.
- Konikow Leonard F.. Groundwater depletion in the United States (1900–2008). U.S. Geological Survey Scientific Investigations Report 20135079, US Department of the Interior, US Geological Survey, 2013 URL <http://pubs.usgs.gov/sir/2013/5079/>.
- Koster Randal D., Guo Zhichang, Yang Rongqian, Dirmeyer Paul A., Mitchell Kenneth, and Puma Michael J.. On the Nature of Soil Moisture in Land Surface Models. *Journal of Climate*, 22(16):4322–4335, 8 2009 ISSN 0894–8755. doi: 10.1175/2009JCLI2832.1. URL <http://journals.ametsoc.org/doi/abs/10.1175/2009JCLI2832.1>.
- Krausmann Fridolin, Erb Karl-Heinz, Gingrich Simone, Lauk Christian, and Haberl Helmut. Global patterns of socioeconomic biomass flows in the year 2000: A comprehensive assessment of supply, consumption and constraints. *Ecological Economics*, 65(3):471–487, 4 2008a. doi: 10.1016/j.ecolecon.2007.07.012. URL <http://www.sciencedirect.com/science/article/pii/S0921800907004053>.
- Krausmann Fridolin, Schandl Heinz, and Siefert Rolf Peter. Socio-ecological regime transitions in Austria and the United Kingdom. *Ecological Economics*, 65(1):187–201, 3 2008b. doi: 10.1016/j.ecolecon.2007.06.009. URL <http://www.sciencedirect.com/science/article/pii/S0921800907003503>.
- Krausmann Fridolin, Gingrich Simone, Eisenmenger Nina, Erb Karl-Heinz, Haberl Helmut, and Fischer-Kowalski Marina. Growth in global materials use, GDP and population during the 20th century (data updated in 2011). *Ecological Economics*, 68(10):2696–2705, 2009 ISSN 0921–8009. doi: 10.1016/j.ecolecon.2009.05.007. URL <http://www.sciencedirect.com/science/article/pii/S0921800909002158>.
- Krausmann Fridolin, Erb Karl-Heinz, Gingrich Simone, Haberl Helmut, Bondeau Alberte, Gaube Veronika, Lauk Christian, Plutzer Christoph, and Searchinger Timothy D.. Global human appropriation of net primary production doubled in the 20th century. *Proceedings of the National Academy of Sciences*, 110(25):10324–10329, 6 2013 ISSN 0027–8424, 1091–6490. doi: 10.1073/pnas.1211349110. URL <http://www.pnas.org/content/110/25/10324>.
- Krotkov NA, McLinden CA, Li C, Lamsal LN, Celarier EA, Marchenko SV, Swartz WH, Bucsela EJ, Joiner J, Duncan BN, Boersma KF, Veefkind JP, Levelt PF, Fioletov VE, Dickerson RR, He H, Lu Z, and Streets DG. Aura OMI observations of regional SO<sub>2</sub> and NO<sub>2</sub> pollution changes from 2005 to 2015. *Atmos. Chem. Phys*, 16 (7):4605–4629, 4 2016 ISSN 1680–7324. doi: 10.5194/acp-16-4605-2016. URL <http://www.atmos-chem-phys.net/16/4605/2016/>.
- Kuchment Anna. Drilling for Earthquakes. *Scientific American*, 3 2016 URL <http://www.scientificamerican.com/article/drilling-for-earthquakes/>.
- La Ferrara Eliana, Chong Alberto, and Duryea Suzanne. Soap operas and fertility: evidence from Brazil. *American Economic Journal: Applied Economics*, 4(4):1–31, 2012 ISSN 1945–7782. doi: 10.1257/app.4.4.1. URL <http://www.ingentaconnect.com/content/aea/aejae/2012/00000004/00000004/art00001>.
- Lauk Christian and Erb Karl-Heinz. Biomass consumed in anthropogenic vegetation fires: Global patterns and processes. *Ecological Economics*, 69(2):301–309, 2009 ISSN 0921–8009. doi: 10.1016/j.ecolecon.2009.07.003. URL <http://www.sciencedirect.com/science/article/pii/S0921800909002730>.
- Laurance William F.. Rapid Land-Use Change and its Impacts on Tropical Biodiversity In Defries Ruth S., Asner Gregory P., and Houghton Richard A., editors, *Ecosystems and Land Use Change*, pages 189–199. American Geophysical Union, 2004 ISBN 9781118665985. URL <http://onlinelibrary.wiley.com/doi/10.1029/153GM15/summary>.
- Laurance William F., Laurance Susan G., Ferreira Leandro V., Rankin-de Merona Judy M., Gascon Claude, and Lovejoy Thomas E.. Biomass Collapse in Amazonian Forest Fragments. *Science*,



278(5340):1117–1118, 11 1997 ISSN 0036–8075, 1095–9203. doi: 10.1126/science.278.5340.1117. URL <http://www.sciencemag.org/content/278/5340/1117>.

- Laurance William F., Vasconcelos Heraldo L., and Lovejoy Thomas E.. Forest loss and fragmentation in the Amazon: implications for wildlife conservation. *Oryx*, 34(1):39–45, 1 2000 ISSN 1365–3008. doi: 10.1046/j.1365-3008.2000.00094.x. URL <http://onlinelibrary.wiley.com/doi/10.1046/j.1365-3008.2000.00094.x/abstract>.
- Laurance William F., Lovejoy Thomas E., Vasconcelos Heraldo L., Bruna Emilio M., Didham Raphael K., Stouffer Philip C., Gascon Claude, Bierregaard Richard O., Laurance Susan G., and Sampaio Erica. Ecosystem Decay of Amazonian Forest Fragments: a 22-Year Investigation. *Conservation Biology*, 16(3):605–618, 6 2002 ISSN 1523–1739. doi: 10.1046/j.1523-1739.2002.01025.x. URL <http://onlinelibrary.wiley.com/doi/10.1046/j.1523-1739.2002.01025.x/abstract>.
- Lawrence Scott, Liu Qin, and Yakovenko Victor M.. Global Inequality in Energy Consumption from 1980 to 2010. *Entropy*, 15(12):5565–5579, 2013 ISSN 1099–4300. doi: 10.3390/e15125565. URL <http://www.mdpi.com/1099-4300/15/12/5565>.
- Le Quéré C, Moriarty R, Andrew RM, Peters GP, Ciais P, Friedlingstein P, Jones SD, Sitch S, Tans P, Arneeth A, Boden TA, Bopp L, Bozec Y, Canadell JG, Chevallier F, Cosca CE, Harris I, Hoppema M, Houghton RA, House JI, Jain A, Johannessen T, Kato E, Keeling RF, Kitidis V, Klein Goldewijk K, Koven C, Landa CS, Landschützer P, Lenton A, Lima ID, Marland G, Mathis JT, Metzl N, Nojiri Y, Olsen A, Ono T, Peters W, Pfeil B, Poulter B, Raupach MR, Regnier P, Rödenbeck C, Saito S, Salisbury JE, Schuster U, Schwinger J, Séférian R, Segsneider J, Steinhoff T, Stocker BD, Sutton AJ, Takahashi T, Tilbrook B, van der Werf GR, Viovy N, Wang Y-P, Wanninkhof R, Wiltshire A, and Zeng N. Global carbon budget 2014. *Earth System Science Data Discussions*, 7(2):521–610, 9 2014 ISSN 1866–3591. doi: 10.5194/essdd-7-521-2014. URL <http://www.earth-syst-sci-data-discuss.net/7/521/2014/essdd-7-521-2014.html>.
- Lenton Timothy M., Held Hermann, Kriegler Elmar, Hall Jim W., Lucht Wolfgang, Rahmstorf Stefan, and Schellnhuber Hans Joachim. Tipping elements in the Earth’s climate system. *Proceedings of the National Academy of Sciences*, 105 (6):1786–1793, 2 2008 ISSN 0027–8424, 1091–6490. doi: 10.1073/pnas.0705414105. URL <http://www.pnas.org/content/105/6/1786>.
- Lenzen M, Moran D, Kanemoto K, Foran B, Lobefaro L, and Geschke A. International trade drives biodiversity threats in developing nations. *Nature*, 486(7401):109–112, 6 2012 ISSN 0028–0836. doi: 10.1038/nature11145. URL <http://www.nature.com/nature/journal/v486/n7401/full/nature11145.html>. [PubMed: 22678290]
- Lesthaeghe Ron. The Fertility Transition in Sub-Saharan Africa into the 21 st Century Technical Report 14–823, Population Studies Center, University of Michigan, 2014 URL <http://www.psc.isr.umich.edu/pubs/pdf/rr14-823.pdf>.
- Lewis Simon L., Edwards David P., and Galbraith David. Increasing human dominance of tropical forests. *Science*, 349 (6250):827–832, 8 2015 ISSN 0036–8075, 1095–9203. doi: 10.1126/science.aaa9932. URL <http://www.sciencemag.org/content/349/6250/827>. [PubMed: 26293955]
- Li Yan, Zhao Maosheng, Motesharrei Safa, Mu Qiaozhen, Kalnay Eugenia, and Li Shuangcheng. Local cooling and warming effects of forests based on satellite observations. *Nature Communications*, 6, 3 2015. doi: 10.1038/ncomms7603. URL <http://www.nature.com/ncomms/2015/150325/ncomms7603/full/ncomms7603.html>.
- Li Yan, De Noblet-Ducoudré Nathalie, Davin Edouard L., Motesharrei Safa, Zeng Ning, Li Shuangcheng, and Kalnay Eugenia. The role of spatial scale and background climate in the latitudinal temperature response to deforestation. *Earth System Dynamics*, 7(1):167–181, 3 2016 ISSN 2190–4987. doi: 10.5194/esd-7-167-2016. URL <http://www.earth-syst-dynam.net/7/167/2016/>.
- Lipp Erin K., Huq Anwar, and Colwell Rita R.. Effects of Global Climate on Infectious Disease: the Cholera Model. *Clinical Microbiology Reviews*, 15(4):757–770, 10 2002 ISSN 0893–8512, 1098–6618. doi: 10.1128/CMR.15.4.757-770.2002. URL <http://cmr.asm.org/content/15/4/757>. [PubMed: 12364378]
- Liu Jianguo, Dietz Thomas, Carpenter Stephen R., Alberti Marina, Folke Carl, Moran Emilio, Pell Alice N., Deadman Peter, Kratz Timothy, and Lubchenco Jane. Complexity of coupled human and natural systems. *Science*, 317(5844):1513–1516, 2007. doi: 10.1126/science.1144004. URL <http://www.sciencemag.org/content/317/5844/1513.short>. [PubMed: 17872436]

- Liu Y, Liu Z, Zhang S, Jacob R, Lu F, Rong X, and Wu S. Ensemble-Based Parameter Estimation in a Coupled General Circulation Model. *Journal of Climate*, 27(18):7151–7162, 8 2014a ISSN 0894–8755. doi: 10.1175/JCLI-D-13-00406.1. URL <http://journals.ametsoc.org/doi/abs/10.1175/JCLI-D-13-00406.1>.
- Liu Y, Liu Z, Zhang S, Rong X, Jacob R, Wu S, and Lu F. Ensemble-Based Parameter Estimation in a Coupled GCM Using the Adaptive Spatial Average Method. *Journal of Climate*, 27(11):4002–4014, 2 2014b ISSN 0894–8755. doi: 10.1175/JCLI-D-13-00091.1. URL <http://journals.ametsoc.org/doi/abs/10.1175/JCLI-D-13-00091.1>.
- Liu Ya, Li Yan, Li Shuangcheng, and Motesharrei Safa. Spatial and Temporal Patterns of Global NDVI Trends: Correlations with Climate and Human Factors. *Remote Sensing*, 7(10):13233–13250, 10 2015. doi: 10.3390/rs71013233. URL <http://www.mdpi.com/2072-4292/7/10/13233>.
- Lobell David B. and Field Christopher B.. Global scale climate-crop yield relationships and the impacts of recent warming. *Environmental Research Letters*, 2(1):014002, 3 2007 ISSN 1748–9326. doi: 10.1088/1748-9326/2/1/014002. URL <http://iopscience.iop.org/1748-9326/2/1/014002>.
- Lobell David B., Schlenker Wolfram, and Justin Costa-Roberts. Climate Trends and Global Crop Production Since 1980. *Science*, 333(6042):616–620, 7 2011 ISSN 0036–8075, 1095–9203. doi: 10.1126/science.1204531. URL <http://www.sciencemag.org/content/333/6042/616>. [PubMed: 21551030]
- Lobitz Brad, Beck Louisa, Huq Anwar, Wood Byron, Fuchs George, Faruque ASG, and Colwell Rita. Climate and infectious disease: Use of remote sensing for detection of *Vibrio cholerae* by indirect measurement. *Proceedings of the National Academy of Sciences*, 97(4):1438–1443, 2 2000 ISSN 0027–8424, 1091–6490. doi: 10.1073/pnas.97.4.1438. URL <http://www.pnas.org/content/97/4/1438>.
- Lorenc Andrew C.. The potential of the ensemble Kalman filter for NWP—a comparison with 4d-Var. *Quarterly Journal of the Royal Meteorological Society*, 129(595):3183–3203, 10 2003 ISSN 1477–870X. doi: 10.1256/qj.02.132. URL <http://onlinelibrary.wiley.com/doi/10.1256/qj.02.132/abstract>.
- Luci-Greulich Angela and Thévenon Olivier. The Impact of Family Policies on Fertility Trends in Developed Countries. *European Journal of Population / Revue européenne de Démographie*, 29(4):387–416, 7 2013 ISSN 0168–6577, 1572–9885. doi: 10.1007/s10680-013-9295-4. URL <http://link.springer.com/article/10.1007/s10680-013-9295-4>.
- Lutz Wolfgang and Samir KC. Global human capital: Integrating education and population. *Science*, 333(6042):587–592, 2011 ISSN 0036–8075, 1095–9203. doi: 10.1126/science.1206964. URL <http://www.sciencemag.org/content/333/6042/587.short>. [PubMed: 21798940]
- Lutz Wolfgang, Crespo Cuaresma Jesús, and Abbasi-Shavazi Mohammad Jalal. Demography, Education, and Democracy: Global Trends and the Case of Iran. *Population and Development Review*, 36(2):253–281, 6 2010 ISSN 1728–4457. doi: 10.1111/j.1728-4457.2010.00329.x. URL <http://onlinelibrary.wiley.com/doi/10.1111/j.1728-4457.2010.00329.x/abstract>. [PubMed: 20734552]
- Lutz Wolfgang, Butz William P., and KC Samir, editors. *World Population and Human Capital in the Twenty-First Century*. Oxford University Press, 8 2014 ISBN 9780191008221.
- Kathleen Lyons S, Felisa A Smith, and James H. Brown. Of mice, mastodons and men: human-mediated extinctions on four continents. *Evolutionary Ecology Research*, 6(3):339–358, 2004 ISSN 1522–0613. URL <http://www.evolutionary-ecology.com/abstracts/v06/1499.html>.
- Mace GM, Masundire H, and Baillie J. Biodiversity: Current state and trends In *Ecosystems and human well-being*, volume 1 of Millennium Ecosystem Assessment. Island Press, Washington, DC, 2005.
- Maddison Angus. *The World economy: a millennial perspective*. Development Centre of the Organisation for Economic Co-operation and Development, [Paris], 2001 ISBN 9264186085 9789264186088.
- Manabe Syukuro and Wetherald Richard T.. Thermal Equilibrium of the Atmosphere with a Given Distribution of Relative Humidity. *Journal of the Atmospheric Sciences*, 24(3):241–259, 5 1967 ISSN 0022–4928. doi: 10.1175/1520-0469(1967)024<0241:TEOTAW>2.0.CO;2. URL <http://>

[journals.ametsoc.org/doi/abs/10.1175/1520-0469\(1967\)024%3C0241%3ATEOTAW%3E2.0.CO%3B2](http://journals.ametsoc.org/doi/abs/10.1175/1520-0469(1967)024%3C0241%3ATEOTAW%3E2.0.CO%3B2).

- Manabe Syukuro, Smagorinsky Joseph, and Strickler Robert F.. Simulated climatology of a general circulation model with a hydrologic cycle. *Monthly Weather Review*, 93(12):769–798, 1965 ISSN 0027–0644. doi: 10.1175/1520-0493(1965)093 <0769:SCOAGC> 2.3.CO;2. URL [http://journals.ametsoc.org/doi/abs/10.1175/1520-0493\(1965\)093%3C0769:SCOAGC%3E2.3.CO;2](http://journals.ametsoc.org/doi/abs/10.1175/1520-0493(1965)093%3C0769:SCOAGC%3E2.3.CO;2).
- Marland Gregg, Boden Tom A., and Andres Robert J.. Global, regional, and national fossil fuel CO<sub>2</sub> emissions Technical report, Carbon Dioxide Information Analysis Center, Oak Ridge National Laboratory, U.S. Department of Energy, Oak Ridge, Tenn., U.S.A., 2012.
- Matthews William Henry, Kellogg William W., and Robinson GD. *Man's impact on the climate*. MIT press, Cambridge, Mass., and London, England, 1971.
- Meadows Donella H.. *Thinking in Systems: A Primer*. Chelsea Green Publishing, 2008 ISBN 9781603580557.
- Meehl Gerald A. and Tebaldi Claudia. More Intense, More Frequent, and Longer Lasting Heat Waves in the 21st Century. *Science*, 305(5686):994–997, 8 2004 ISSN 0036–8075, 1095–9203. doi: 10.1126/science.1098704. URL <http://science.sciencemag.org/content/305/5686/994>. [PubMed: 15310900]
- Mei Wei and Xie Shang-Ping. Intensification of landfalling typhoons over the northwest Pacific since the late 1970s. *Nature Geoscience*, advance online publication, 9 2016 ISSN 1752–0894. doi: 10.1038/ngeo2792. URL <http://www.nature.com/ngeo/journal/vaop/ncurrent/full/ngeo2792.html>.
- Melillo Jerry M., Richmond Terese (T. C.), and Yohe Gary W.. *Climate Change Impacts in the United States: The Third National Climate Assessment*. U.S. Global Change Research Program, Washington, DC, 2014 URL doi:10.7930/J0Z31WJ2.
- Melzner Frank, Thomsen Jörn, Koeve Wolfgang, Oschlies Andreas, Gutowska Magdalena A., Bange Hermann W., Hansen Hans Peter, and Körtzinger Arne. Future ocean acidification will be amplified by hypoxia in coastal habitats. *Marine Biology*, 160(8):1875–1888, 5 2012 ISSN 0025–3162, 1432–1793. doi: 10.1007/s00227-012-1954-1. URL <http://link.springer.com/article/10.1007/s00227-012-1954-1>.
- Meybeck Michel. Global analysis of river systems: from Earth system controls to Anthropocene syndromes. *Philosophical Transactions of the Royal Society of London B: Biological Sciences*, 358(1440):1935–1955, 12 2003 ISSN 0962–8436, 1471–2970. doi: 10.1098/rstb.2003.1379. URL <http://rstb.royalsocietypublishing.org/content/358/1440/1935>. [PubMed: 14728790]
- Millennium Ecosystem Assessment. *Ecosystems and human well-being: Synthesis*, volume 5 Island Press, Washington, DC, 2005 URL <http://www.millenniumassessment.org/documents/document.356.aspx.pdf>.
- Miller Ronald E. and Blair Peter D.. *Input-Output Analysis: Foundations and Extensions*. Cambridge University Press, 7 2009 ISBN 9781139477598.
- MNP. *Integrated Modelling of Global Environmental Change. An Overview of IMAGE 2.4*. Netherlands Environmental Assessment Agency (MNP), Bilthoven, The Netherlands, 2006 ISBN 978-90-6960-151-9.
- Molden David. *Water for Food, Water for Life: A Comprehensive Assessment of Water Management in Agriculture*. Earthscan, 2007 ISBN 9781844073979.
- Molle François, Wester Philippus, and Hirsch Philip. River basin closure: Processes, implications and responses. *Agricultural Water Management*, 97(4):569–577, 4 2010. doi: 10.1016/j.agwat.2009.01.004. URL <http://www.sciencedirect.com/science/article/pii/S037837740900016X>.
- Moore Frances C. and Lobell David B.. The fingerprint of climate trends on European crop yields. *Proceedings of the National Academy of Sciences*, 112(9):2670–2675, 3 2015 ISSN 0027–8424, 1091–6490. doi: 10.1073/pnas.1409606112. URL <http://www.pnas.org/content/112/9/2670>.
- Motesharrei Safa, Rivas Jorge, and Kalnay Eugenia. Human and nature dynamics (HANDY): Modeling inequality and use of resources in the collapse or sustainability of societies. *Ecological Economics*, 101:90–102, 5 2014 ISSN 0921–8009. doi: 10.1016/j.ecolecon.2014.02.014. URL <http://www.sciencedirect.com/science/article/pii/S0921800914000615>.

- Muñoz Pablo, Giljum Stefan, and Roca Jordi. The Raw Material Equivalents of International Trade. *Journal of Industrial Ecology*, 13(6):881–897, 12 2009 ISSN 1530–9290. doi: 10.1111/j.1530-9290.2009.00154.x. URL <http://onlinelibrary.wiley.com/doi/10.1111/j.1530-9290.2009.00154.x/abstract>.
- Murray Joy and Wood Richard. *The Sustainability Practitioner’s Guide to Input-output Analysis*. Common Ground Pub., 2010 ISBN 9781863357470.
- Myers Norman. Environmental refugees: a growing phenomenon of the 21st century. *Philosophical Transactions of the Royal Society of London B: Biological Sciences*, 357(1420):609–613, 4 2002 ISSN 0962–8436, 1471–2970. doi: 10.1098/rstb.2001.0953. URL <http://rstb.royalsocietypublishing.org/content/357/1420/609>. [PubMed: 12028796]
- Myers Samuel S., Gaffikin Lynne, Golden Christopher D., Ostfeld Richard S., Redford Kent H., Ricketts Taylor H., Turner Will R., and Osofsky Steven A.. Human health impacts of ecosystem alteration. *Proceedings of the National Academy of Sciences*, 110(47):18753–18760, 11 2013 ISSN 0027–8424, 1091–6490. doi: 10.1073/pnas.1218656110. URL <http://www.pnas.org/content/110/47/18753>.
- Nakicenovic Nebojsa and Riahi Keywan. Model runs with MESSAGE in the Context of the Further Development of the Kyoto-Protocol FINAL REPORT submitted to the Secretariat of the German Advisory Council on Global Change Contract Nr. WBGU II/2003; IIASA Contract No. 03–116, International Institute for Applied Systems Analysis (IIASA), Laxenburg, Austria, 2003 URL [http://www.wbgu.de/fileadmin/templates/dateien/veroeffentlichungen/sondergutachten/sn2003/wbgu\\_sn2003\\_ex03.pdf](http://www.wbgu.de/fileadmin/templates/dateien/veroeffentlichungen/sondergutachten/sn2003/wbgu_sn2003_ex03.pdf).
- NAS. *The Growth of World Population: Analysis of the Problems and Recommendations for Research and Training*. National Academy of Sciences, Committee on Science and Public Policy. National Academies Press, Washington, D.C., 1 1963 ISBN 9780309593632. URL <http://www.nap.edu/catalog/9543>.
- NAS. *Rapid Population Growth: Consequences and Policy Implications*. National Academy of Sciences, Office of the Foreign Secretary. The Johns Hopkins University Press, for the National Academy of Sciences, Baltimore, 8 1971 ISBN 9780801812644.
- NAS. *Population Growth and Economic Development: Policy Questions*. National Academies of Sciences, Engineering, and Medicine, Committee on Population, Division of Behavioral and Social Sciences and Education, National Research Council. National Academies Press, Washington, D.C., 1 1986 ISBN 9780309036412. URL <http://www.nap.edu/catalog/620>.
- NAS. *Population and Land Use in Developing Countries: Report of a Workshop*. National Academy of Sciences, Committee on Population, Division of Behavioral and Social Sciences and Education, National Research Council. National Academies Press, Washington, D.C., 1 1993 ISBN 9780309048385. URL <http://www.nap.edu/catalog/2211>.
- NAS. *Critical Perspectives on Schooling and Fertility in the Developing World*. National Academy of Sciences, Committee on Population, Division of Behavioral and Social Sciences and Education, National Research Council. National Academies Press, Washington, D.C., 12 1999 ISBN 9780309061919. URL <http://www.nap.edu/catalog/6272>.
- NAS. *The Determinants of Recent Trends in Fertility in Sub-Saharan Africa: A Workshop Summary*. National Academies of Sciences, Engineering, and Medicine, Committee on Population, Division of Behavioral and Social Sciences and Education. National Academies Press, Washington, D.C., 2016 ISBN 9780309381192. URL <http://www.nap.edu/catalog/21857>.
- NAS and Royal Society. *The Royal Society and the National Academy of Sciences on Population Growth and Sustainability: Population Growth, Resource Consumption, and a Sustainable World*. *Population and Development Review*, 18(2):375–378, 1992 ISSN 0098–7921. doi: 10.2307/1973696. URL <http://www.jstor.org/stable/1973696>.
- NASA. *Earth System Science: A Closer View*. National Aeronautics and Space Administration, Washington, DC, 1988.
- Nobre Carlos, Brasseur Guy P., Shapiro Melvyn A., Lahsen Myanna, Brunet Gilbert, Busalacchi Antonio J., Hibbard Kathy, Seitzinger Sybil, Noone Kevin, and Ometto Jean P.. Addressing the Complexity of the Earth System. *Bulletin of the American Meteorological Society*, 91(10):1389–1396, 8 2010 ISSN 0003–0007. doi: 10.1175/2010BAMS3012.1. URL <http://journals.ametsoc.org/doi/abs/10.1175/2010BAMS3012.1>.

- Nobre Carlos Afonso and Borma Laura De Simone. 'Tipping points' for the Amazon forest. *Current Opinion in Environmental Sustainability*, 1(1):28–36, 10 2009. doi: 10.1016/j.cosust.2009.07.003. URL <http://www.sciencedirect.com/science/article/pii/S1877343509000062>.
- Nordhaus William D., Houthakker Hendrik, and Solow Robert. The allocation of energy resources. *Brookings Papers on Economic Activity*, 1973(3):529–576, 1973. doi: 10.2307/2534202. URL <http://www.jstor.org/stable/2534202>.
- Notz Dirk and Stroeve Julienne. Observed Arctic sea-ice loss directly follows anthropogenic CO<sub>2</sub> emission. *Science*, page aag2345, 11 2016 ISSN 0036–8075, 1095–9203. doi: 10.1126/science.aag2345. URL <http://science.sciencemag.org/content/early/2016/11/02/science.aag2345>.
- OECD. *OECD Factbook 2014*. Organisation for Economic Co-operation and Development, Paris, 5 2014 ISBN 9789264204157. URL <http://www.oecd-ilibrary.org/content/book/factbook-2014-en>.
- O'Neill Brian C., Dalton Michael, Fuchs Regina, Jiang Leiwen, Pachauri Shonali, and Zigova Katarina. Global demographic trends and future carbon emissions. *Proceedings of the National Academy of Sciences*, 107(41):17521–17526, 10 2010 ISSN 0027–8424, 1091–6490. doi: 10.1073/pnas.1004581107. URL <http://www.pnas.org/content/107/41/17521>.
- Pacyna Jozef M. and Pacyna Elisabeth G.. An assessment of global and regional emissions of trace metals to the atmosphere from anthropogenic sources worldwide. *Environmental Reviews*, 9(4):269–298, 2001 ISSN 1181–8700. doi: 10.1139/a01-012. URL <http://www.nrcresearchpress.com/doi/abs/10.1139/a01-012>.
- Palmer MA, Bernhardt ES, Schlesinger WH, Eshleman KN, Foufoula-Georgiou E, Hendryx MS, Lemly AD, Likens GE, Loucks OL, Power ME, White PS, and Wilcock PR. Mountaintop Mining Consequences. *Science*, 327 (5962):148–149, 1 2010 ISSN 0036–8075, 1095–9203. doi: 10.1126/science.1180543. URL <http://www.sciencemag.org/content/327/5962/148>. [PubMed: 20056876]
- Pascual Mercedes, Rodó Xavier, Ellner Stephen P., Colwell Rita, and Bouma Menno J.. Cholera Dynamics and El Niño–Southern Oscillation. *Science*, 289(5485):1766–1769, 9 2000 ISSN 0036–8075, 1095–9203. doi: 10.1126/science.289.5485.1766. URL <http://www.sciencemag.org/content/289/5485/1766>. [PubMed: 10976073]
- Peng Shaobing, Huang Jianliang, Sheehy John E., Laza Rebecca C., Visperas Romeo M., Zhong Xuhua, Centeno Grace S., Khush Gurdev S., and Cassman Kenneth G.. Rice yields decline with higher night temperature from global warming. *Proceedings of the National Academy of Sciences of the United States of America*, 101(27):9971–9975, 7 2004 ISSN 0027–8424, 1091–6490. doi: 10.1073/pnas.0403720101. URL <http://www.pnas.org/content/101/27/9971>. [PubMed: 15226500]
- Peters GP, Davis SJ, and Andrew R. A synthesis of carbon in international trade. *Biogeosciences*, 9(8):3247–3276, 8 2012 ISSN 1726–4189. doi: 10.5194/bg-9-3247-2012. URL <http://escholarship.org/uc/item/5h6341jg>.
- Peters Glen P.. From production-based to consumption-based national emission inventories. *Ecological Economics*, 65(1):13–23, 2008 ISSN 0921–8009. doi: 10.1016/j.ecolecon.2007.10.014. URL <http://www.sciencedirect.com/science/article/pii/S0921800907005162>.
- Peters Glen P., Minx Jan C., Weber Christopher L., and Edenhofer Ottmar. Growth in emission transfers via international trade from 1990 to 2008. *Proceedings of the National Academy of Sciences*, 108(21):8903–8908, 5 2011 ISSN 0027–8424, 1091–6490. doi: 10.1073/pnas.1006388108. URL <http://www.pnas.org/content/108/21/8903>.
- Polimeni John M., Mayumi Kozo, Giampietro Mario, and Alcott Blake. The Jevons Paradox and the Myth of Resource Efficiency Improvements. *Earthscan*, 2008 ISBN 9781844074624.
- Potts Malcolm. Sex and the birth rate: Human biology, demographic change, and access to fertility-regulation methods. *Population and development review*, 23:1–40, 1997 ISSN 0098–7921. doi: 10.2307/2137629. URL <http://bixby.berkeley.edu/wp-content/uploads/2010/05/Sex-and-the-Birth-rate-03.99.pdf>.
- Potts Malcolm. Getting family planning and population back on track. *Global Health, Science and Practice*, 2(2):145–151, 5 2014 ISSN 2169–575X. doi: 10.9745/GHSP-D-14-00012. URL <http://www.ncbi.nlm.nih.gov/pmc/articles/PMC4168624/>.



- Potts Malcolm and Marsh Leah. The Population Factor: How Does it Relate to Climate Change. Climate Adaptation, 2010 URL <http://bixby.berkeley.edu/wp-content/uploads/2011/10/THE-POPULATION-FACTOR-How-does-it-relate-to-climate-change1.pdf>.
- Potts Malcolm, Gidi Virginia, Campbell Martha, and Zureick Sarah. Niger: Too little, too late. International perspectives on sexual and reproductive health, pages 95–101, 2011 ISSN 1944–0391. URL <http://www.jstor.org/stable/41229000>. [PubMed: 21757424]
- Powell Luke L., Zurita Gustavo, Wolfe Jared D., Johnson Erik I., and Stouffer Philip C. Changes in Habitat Use at Rain Forest Edges Through Succession: a Case Study of Understory Birds in the Brazilian Amazon. *Biotropica*, 47(6):723–732, 11 2015 ISSN 1744–7429. doi: 10.1111/btp.12253. URL <http://onlinelibrary.wiley.com/doi/10.1111/btp.12253/abstract>.
- PRB. World Population Data Sheet Technical report, Population Reference Bureau, Washington, DC, 2014 URL <http://www.prb.org/DataFinder/Topic/Rankings.aspx?ind=17>.
- Prinn Ronald, Jacoby Henry, Sokolov Andrei, Wang Chien, Xiao Xiangming, Yang Zili, Eckhaus R, Stone Peter, Ellerman D, and Melillo Jerry. Integrated global system model for climate policy assessment: Feedbacks and sensitivity studies. *Climatic Change*, 41(3–4):469–546, 1999 ISSN 0165–0009, 1573–1480. doi: 10.1023/A:1005326126726. URL <http://link.springer.com/article/10.1023/A:1005326126726>.
- Pritchett Lant H.. Desired fertility and the impact of population policies. *Population and Development Review*, 20(1):1–55, 1994 URL <http://are.berkeley.edu/courses/ARE298/Readings/Pritchett1.pdf>.
- Rabotyagov SS, Kling CL, Gassman PW, Rabalais NN, and Turner RE. The Economics of Dead Zones: Causes, Impacts, Policy Challenges, and a Model of the Gulf of Mexico Hypoxic Zone. *Review of Environmental Economics and Policy*, 8(1):58–79, 1 2014 ISSN 1750–6816, 1750–6824. doi: 10.1093/reep/ret024. URL <http://reep.oxfordjournals.org/content/8/1/58>.
- Ramankutty Navin, Foley Jonathan A., and Olejniczak Nicholas J.. People on the land: Changes in global population and croplands during the 20th century. *AMBIO: A Journal of the Human Environment*, 31(3):251–257, 2002 ISSN 0044–7447. doi: 10.1579/0044-7447-31.3.251. URL <http://www.bioone.org/doi/abs/10.1579/0044-7447-31.3.251>.
- Raupach Michael R., Davis Steven J., Peters Glen P., Andrew Robbie M., Canadell Josep G., Ciais Philippe, Friedlingstein Pierre, Jotzo Frank, van Vuuren Detlef P., and Quéré Corinne Le. Sharing a quota on cumulative carbon emissions. *Nature Climate Change*, 4(10):873–879, 10 2014 ISSN 1758–678X. doi: 10.1038/nclimate2384. URL <http://www.nature.com/nclimate/journal/v4/n10/full/nclimate2384.html>.
- Rees William E.. Revisiting carrying capacity: area-based indicators of sustainability. *Population and environment*, 17(3): 195–215, 1996 ISSN 0199–0039, 1573–7810. doi: 10.1007/BF02208489. URL <http://link.springer.com/article/10.1007/BF02208489>.
- Regan Helen M., Lupia Richard, Drinnan Andrew N., and Burgman Mark A.. The Currency and Tempo of Extinction. *The American Naturalist*, 157(1):1–10, 2001 ISSN 0003–0147. doi: 10.1086/317005. URL <http://www.jstor.org/stable/10.1086/317005>.
- Rockström Johan, Steffen W, Noone Kevin, Persson Åsa, Chapin F, Lambin Eric, Lenton Timothy, Scheffer Marten, Folke Carl, Schellnhuber Hans, Nykvist Björn, Wit Cynthia de, Hughes Terry, van der Leeuw Sander, Rodhe Henning, Sörlin Sverker, Snyder Peter, Costanza Robert, Svedin Uno, Falkenmark Malin, Karlberg Louise, Corell Robert, Fabry Victoria, Hansen James, Walker Brian, Liverman Diana, Richardson Katherine, Crutzen Paul, and Foley Jonathan. Planetary Boundaries: Exploring the Safe Operating Space for Humanity. *Ecology and Society*, 14(2):32, 1 2009 URL <http://www.ecologyandsociety.org/vol14/iss2/art32/>.
- Rodell Matthew, Velicogna Isabella, and Famiglietti James S.. Satellite-based estimates of groundwater depletion in India. *Nature*, 460(7258):999–1002, 8 2009 ISSN 0028–0836. doi: 10.1038/nature08238. URL <http://www.nature.com/nature/journal/v460/n7258/abs/nature08238.html>. [PubMed: 19675570]
- Rojstaczer Stuart, Sterling Shannon M., and Moore Nathan J.. Human appropriation of photosynthesis products. *Science*, 294(5551):2549–2552, 2001 ISSN 0036–8075, 1095–9203. doi: 10.1126/science.1064375. URL <http://www.sciencemag.org/content/294/5551/2549.short>. [PubMed: 11752576]
- Upperman Crystal Romeo, Parker Jennifer, Jiang Chengsheng, He Xin, Murtugudde Raghuram, and Sapkota Amir. Frequency of Extreme Heat Event as a Surrogate Exposure Metric for Examining

the Human Health Effects of Climate Change. PLOS ONE, 10(12):e0144202, 12 2015 ISSN 1932–6203. doi: 10.1371/journal.pone.0144202. URL <http://journals.plos.org/plosone/article?id=10.1371/journal.pone.0144202>. [PubMed: 26641244]

- Rosenzweig Cynthia, Iglesias Ana, Yang XB, Epstein Paul R., and Chivian Eric. Climate Change and Extreme Weather Events; Implications for Food Production, Plant Diseases, and Pests. *Global Change and Human Health*, 2(2):90–104, 2001 ISSN 1389–5702, 1573–7314. doi: 10.1023/A:1015086831467. URL <http://link.springer.com/article/10.1023/A:1015086831467>.
- Roudi-Fahimi Farzaneh. Iran's family planning program: responding to a nation's needs. Population Reference Bureau, Washington, DC, 2002 URL [http://rezvanhealth.com/fa\\_IR/wp-content/uploads/2014/04/FH-4B.pdf](http://rezvanhealth.com/fa_IR/wp-content/uploads/2014/04/FH-4B.pdf).
- Ruiz Gregory M., Rawlings Tonya K., Dobbs Fred C., Drake Lisa A., Mullady Timothy, Huq Anwarul, and Colwell Rita R.. Global spread of microorganisms by ships. *Nature*, 408(6808):49–50, 11 2000 ISSN 0028–0836. doi: 10.1038/35040695. URL <http://www.nature.com/nature/journal/v408/n6808/abs/408049a0.html>. [PubMed: 11081499]
- Ruiz Juan Jose, Pulido Manuel, and Miyoshi Takemasa. Estimating Model Parameters with Ensemble-Based Data Assimilation: A Review. *Journal of the Meteorological Society of Japan. Ser. II*, 91(2):79–99, 2013. doi: 10.2151/jmsj.2013-201.
- Ruth Matthias. Integrating Economics, Ecology and Thermodynamics, volume 3 of Ecology, Economy & Environment. Springer, 1993 ISBN 978-94-017-1899-8. URL [http://link.springer.com/chapter/10.1007/978-94-017-1899-8\\_8](http://link.springer.com/chapter/10.1007/978-94-017-1899-8_8).
- Ruth Matthias. Information, order and knowledge in economic and ecological systems: implications for material and energy use. *Ecological Economics*, 13(2):99–114, 5 1995a. doi: 10.1016/0921-8009(94)00064-3. URL <http://www.sciencedirect.com/science/article/pii/S0921800994000643>.
- Ruth Matthias. Thermodynamic constraints on optimal depletion of copper and aluminum in the United States: a dynamic model of substitution and technical change. *Ecological Economics*, 15(3):197–213, 12 1995b. doi: 10.1016/0921-8009(95)00053-4. URL <http://www.sciencedirect.com/science/article/pii/S0921800995000534>.
- Ruth Matthias. A quest for the economics of sustainability and the sustainability of economics. *Ecological Economics*, 56 (3):332–342, 3 2006 ISSN 0921–8009. doi: 10.1016/j.ecolecon.2005.09.012. URL <http://www.sciencedirect.com/science/article/pii/S0921800905004258>.
- Ruth Matthias. The Nature of the Beast and the Beast in Nature: Broadening the Perspective of Technology. *Bulletin of Science, Technology & Society*, 29(5):374–382, 10 2009 ISSN 0270–4676, 1552–4183. doi: 10.1177/0270467609342863. URL <http://bst.sagepub.com/content/29/5/374>.
- Ruth Matthias. Economic and Social Benefits of Climate Information: Assessing the Cost of Inaction. *Procedia Environmental Sciences*, 1:387–394, 2010 ISSN 1878–0296. doi: 10.1016/j.proenv.2010.09.026. URL <http://www.sciencedirect.com/science/article/pii/S1878029610000277>.
- Ruth Matthias and Davidsdottir Brynhildur. Changing Stocks, Flows and Behaviors in Industrial Ecosystems. Edward Elgar Publishing, 1 2009 ISBN 9781848445130.
- Ruth Matthias and Hannon Bruce. Modeling Dynamic Economic Systems. Springer, New York, 2nd edition, 2 2012 ISBN 9781461422082.
- Ruth Matthias and Ibararán María Eugenia. Distributional Impacts of Climate Change and Disasters: Concepts and Cases. Edward Elgar Publishing, 1 2009 ISBN 9781849802338.
- Ruth Matthias, Kalnay Eugenia, Zeng Ning, Franklin Rachel S., Rivas Jorge, and Fernando Miralles-Wilhelm. Sustainable prosperity and societal transitions: Long-term modeling for anticipatory management. *Environmental Innovation and Societal Transitions*, 1(1):160–165, 6 2011 ISSN 2210–4224. doi: 10.1016/j.eist.2011.03.004. URL <http://www.sciencedirect.com/science/article/pii/S2210422411000104>.
- Sagdeev Roald Z. and Eisenhower Susan. The Global Warming Problem: A Vital Concern for Global Security In Minger Terrell J., editor, *Greenhouse Glasnost: The Crisis of Global Warming*. Ecco Pr, New York : Salt Lake City, Utah, 1st edition edition, 9 1990 ISBN 9780880012584.

- Jayant Sathaye O Rahman Lucon, A., Christensen J, Denton F, Fujino J, Heath G, Kadner S, Mirza M, Rudnick H, and others. Renewable energy in the context of sustainable development Technical Report IPCC special report on renewable energy sources and climate change mitigation, IPCC, 2011.
- Scanlon Bridget R., Keese Kelley E., Flint Alan L., Flint Lorraine E., Gaye Cheikh B., Edmunds W. Michael, and Simmers Ian. Global synthesis of groundwater recharge in semiarid and arid regions. *Hydrological Processes*, 20(15):3335–3370, 10 2006 ISSN 1099–1085. doi: 10.1002/hyp.6335. URL <http://onlinelibrary.wiley.com/doi/10.1002/hyp.6335/abstract>.
- Scanlon Bridget R., Faunt Claudia C., Longuevergne Laurent, Reedy Robert C., Alley William M., McGuire Virginia L, and McMahon Peter B.. Groundwater depletion and sustainability of irrigation in the US High Plains and Central Valley. *Proceedings of the National Academy of Sciences*, 109(24):9320–9325, 6 2012 ISSN 0027–8424, 1091–6490. doi: 10.1073/pnas.1200311109. URL <http://www.pnas.org/content/109/24/9320>.
- Schaffartzik Anke, Mayer Andreas, Gingrich Simone, Eisenmenger Nina, Loy Christian, and Krausmann Fridolin. The global metabolic transition: Regional patterns and trends of global material flows, 1950–2010. *Global Environmental Change*, 26:87–97, 5 2014 ISSN 0959–3780. doi: 10.1016/j.gloenvcha.2014.03.013. URL [PubMed: 25844026]
- Scheffer Marten and Carpenter Stephen R.. Catastrophic regime shifts in ecosystems: linking theory to observation. *Trends in Ecology & Evolution*, 18(12):648–656, 12 2003. doi: 10.1016/j.tree.2003.09.002. URL <http://www.sciencedirect.com/science/article/pii/S0169534703002787>.
- Scheffer Marten, Carpenter Steve, Foley Jonathan A., Folke Carl, and Walker Brian. Catastrophic shifts in ecosystems. *Nature*, 413(6856):591–596, 10 2001 ISSN 0028–0836. doi: 10.1038/35098000. URL <http://www.nature.com/nature/journal/v413/n6856/full/413591a0.html>. [PubMed: 11595939]
- Schellnhuber Hans Joachim. Tipping elements in the Earth System. *Proceedings of the National Academy of Sciences*, 106 (49):20561–20563, 12 2009 ISSN 0027–8424, 1091–6490. doi: 10.1073/pnas.0911106106. URL <http://www.pnas.org/content/106/49/20561>.
- Schlenker Wolfram and Lobell David B.. Robust negative impacts of climate change on African agriculture. *Environmental Research Letters*, 5(1):014010, 1 2010 ISSN 1748–9326. doi: 10.1088/1748-9326/5/1/014010. URL <http://iopscience.iop.org/1748-9326/5/1/014010>.
- Schlenker Wolfram and Roberts Michael J.. Nonlinear temperature effects indicate severe damages to U.S. crop yields under climate change. *Proceedings of the National Academy of Sciences*, 106(37):15594–15598, 9 2009 ISSN 0027–8424, 1091–6490. doi: 10.1073/pnas.0906865106. URL <http://www.pnas.org/content/106/37/15594>.
- Scholes Mary C. and Scholes Robert J.. Dust Unto Dust. *Science*, 342(6158):565–566, 2013 ISSN 0036–8075, 1095–9203. doi: 10.1126/science.1244579. URL <http://www.sciencemag.org/content/342/6158/565.short>. [PubMed: 24179208]
- Seppelt Ralf, Manceur Ameer M., Liu Jianguo, Fenichel Eli P., and Klotz Stefan. Synchronized peak-rate years of global resources use. *Ecology and Society*, 19(4):50, 2014. doi: 10.5751/ES-07039-190450. URL <http://www.ecologyandsociety.org/vol19/iss4/art50/>.
- Shennan Stephen, Downey Sean S., Timpson Adrian, Edinborough Kevan, Colledge Sue, Kerig Tim, Manning Katie, and Thomas Mark G.. Regional population collapse followed initial agriculture booms in mid-Holocene Europe. *Nature Communications*, 4:2486, 10 2013. doi: 10.1038/ncomms3486. URL <http://www.nature.com/ncomms/2013/131001/ncomms3486/full/ncomms3486.html>.
- Shirzaei Manoochehr, Ellsworth William L., Tiampo Kristy F., González Pablo J., and Manga Michael. Surface uplift and time-dependent seismic hazard due to fluid injection in eastern Texas. *Science*, 353(6306):1416–1419, 9 2016 ISSN 0036–8075, 1095–9203. doi: 10.1126/science.aag0262. URL <http://science.sciencemag.org/content/353/6306/1416>. [PubMed: 27708035]
- Simon Julian L.. *The Ultimate Resource*. Princeton University Press, Princeton, NJ, 1981.
- Singh Purna. We-ness and Welfare: A Longitudinal Analysis of Social Development in Kerala, India. *World Development*, 39(2):282–293, 2 2011. doi: 10.1016/j.worlddev.2009.11.025. URL <http://www.sciencedirect.com/science/article/pii/S0305750X1000197X>.



- Smil Vaclav. Detonator of the population explosion. *Nature*, 400(6743):415–415, 7 1999 ISSN 0028–0836. doi: 10.1038/22672. URL <http://www.nature.com/nature/journal/v400/n6743/full/400415a0.html>.
- Smil Vaclav. *Enriching the Earth: Fritz Haber, Carl Bosch, and the transformation of world food production*. MIT press, 2004.
- Smil Vaclav. Long-range energy forecasts are no more than fairy tales. *Nature*, 453(7192):154–154, 5 2008 ISSN 0028–0836. doi: 10.1038/453154a. URL <http://www.nature.com/nature/journal/v453/n7192/full/453154a.html>.
- Sokolov Andrei P., Schlosser C. Adam, Dutkiewicz Stephanie, Paltsev Sergey, Kicklighter David W., Jacoby Henry D., Prinn Ronald G., Forest Chris Eliot, Reilly John M., and Wang Chien. MIT integrated global system model (IGSM) version 2: model description and baseline evaluation Technical report, MIT Joint Program on the Science and Policy of Global Change, 2005 URL <http://18.7.29.232/handle/1721.1/29789>.
- Solow Robert M.. The economics of resources or the resources of economics. *The American Economic Review*, 64(2):1–14, 1974 URL <http://www.jstor.org/stable/1816009>.
- Srebric Jelena, Heidarinejad Mohammad, and Liu Jiying. Building neighborhood emerging properties and their impacts on multi-scale modeling of building energy and airflows. *Building and Environment*, 91:246–262, 9 2015 ISSN 0360–1323. doi: 10.1016/j.buildenv.2015.02.031. URL <http://www.sciencedirect.com/science/article/pii/S0360132315000888>.
- Stanton Elizabeth A.. *Development without Carbon: Climate and the Global Economy through the 21st Century* Technical report, Stockholm Environment Institute-U.S. Center, 2011 URL <http://www.sei-international.org/publications?pid=1982>.
- Steffen Will, Sanderson Regina Angelina, Tyson Peter D., Jäger Jill, Matson Pamela A., Moore Berrien III, Oldfield Frank, Richardson Katherine, Schellnhuber Hans Joachim, Turner Billie L., and Wasson Robert J.. *Global Change and the Earth System: A Planet Under Pressure*. Springer Science & Business Media, 1 2006 ISBN 9783540266075.
- Steffen Will, Broadgate Wendy, Deutsch Lisa, Gaffney Owen, and Ludwig Cornelia. The trajectory of the Anthropocene: The Great Acceleration. *The Anthropocene Review*, 1 2015 ISSN 2053–0196, 2053–020X. doi: 10.1177/2053019614564785. URL <http://anr.sagepub.com/content/early/2015/01/08/2053019614564785>.
- Sterman John, Fiddaman Thomas, Franck Travis, Jones Andrew, McCauley Stephanie, Rice Philip, Sawin Elizabeth, and Siegel Lori. Climate interactive: the C-ROADS climate policy model. *System Dynamics Review*, 28(3):295–305, 2012 ISSN 1099–1727. doi: 10.1002/sdr.1474. URL <http://onlinelibrary.wiley.com/doi/10.1002/sdr.1474/abstract>.
- Stern Nicholas. *The Economics of Climate Change: The Stern Review*. Cambridge University Press, 1 2007 ISBN 9780521700801.
- Sulston John, Bateson Patrick, Biggar Nigel, Cai Fang, Cavenaghi Suzana, Cleland John, Cohen Joel, Dasgupta Pratha, Eloundou-Enyegue Parfait M., Fitter Alastair, Habte Demissie, Harper Sarah, Jackson Tim, Mace Georgina, Owens Susan, Porritt Jonathan, Potts Malcolm, Pretty Jules, Ram Faujdar, Short Roger, Spencer Sarah, Zheng Xiaoying, and Zulu Eliya. *People and the Planet* Technical Report 01/12, The Royal Society Science Policy Centre, London, UK, 4 2012 URL <https://royalsociety.org/topics-policy/projects/people-planet/report/>.
- Sathya Susuman A, Lougue Siaka, and Battala Madhusudana. Female Literacy, Fertility Decline and Life Expectancy in Kerala, India: An Analysis from Census of India 2011. *Journal of Asian and African Studies*, 51(1):32–42, 2 2016 ISSN 0021–9096, 1745–2538. doi: 10.1177/0021909614541087. URL <http://jas.sagepub.com/content/51/1/32>. Published online before print on July 14, 2014.
- Talberth John, Cobb Clifford, and Slattery Noah. *The Genuine Progress Indicator 2006* Technical report, Redefining Progress, Oakland, CA, 2007 URL <http://ase.tufts.edu/gdae/CS/GPI.pdf>.
- Tilman David, Fargione Joseph, Wolff Brian, D’Antonio Carla, Dobson Andrew, Howarth Robert, Schindler David, Schlesinger William H., Simberloff Daniel, and Swackhamer Deborah. Forecasting agriculturally driven global environmental change. *Science*, 292(5515):281–284, 2001 ISSN 0036–8075, 1095–9203. doi: 10.1126/science.1057544. URL <http://www.sciencemag.org/content/292/5515/281.short>. [PubMed: 11303102]

- Tilman David, Cassman Kenneth G., Matson Pamela A., Naylor Rosamond, and Polasky Stephen. Agricultural sustainability and intensive production practices. *Nature*, 418(6898):671–677, 2002 ISSN 0028–0836. doi: 10.1038/nature01014. URL <http://www.nature.com/nature/journal/v418/n6898/abs/nature01014.html>. [PubMed: 12167873]
- Tilman David, Balzer Christian, Hill Jason, and Befort Belinda L.. Global food demand and the sustainable intensification of agriculture. *Proceedings of the National Academy of Sciences*, 108(50):20260–20264, 2011 ISSN 0027–8424, 1091–6490. doi: 10.1073/pnas.1116437108. URL <http://www.pnas.org/content/early/2011/11/16/1116437108.short>.
- Toth Zoltan and Kalnay Eugenia. Ensemble Forecasting at NMC: The Generation of Perturbations. *Bulletin of the American Meteorological Society*, 74(12):2317–2330, 12 1993 ISSN 0003–0007. doi: 10.1175/1520-0477(1993)074 <2317:EFANTG> 2.0.CO;2. URL [http://journals.ametsoc.org/doi/abs/10.1175/1520-0477\(1993\)074%3C2317:EFANTG%3E2.0.CO;2](http://journals.ametsoc.org/doi/abs/10.1175/1520-0477(1993)074%3C2317:EFANTG%3E2.0.CO;2).
- Tracton M. Steven and Kalnay Eugenia. Operational Ensemble Prediction at the National Meteorological Center: Practical Aspects. *Weather and Forecasting*, 8(3):379–398, 9 1993 ISSN 0882–8156. doi: 10.1175/1520-0434(1993)008 <0379:OEPATN> 2.0.CO;2. URL [http://journals.ametsoc.org/doi/abs/10.1175/1520-0434\(1993\)008%3C0379:OEPATN%3E2.0.CO;2](http://journals.ametsoc.org/doi/abs/10.1175/1520-0434(1993)008%3C0379:OEPATN%3E2.0.CO;2).
- Tripati Aradhna K., Roberts Christopher D., and Eagle Robert A.. Coupling of CO<sub>2</sub> and Ice Sheet Stability Over Major Climate Transitions of the Last 20 Million Years. *Science*, 326(5958):1394–1397, 12 2009 ISSN 0036–8075, 1095–9203. doi: 10.1126/science.1178296. URL <http://www.sciencemag.org/content/326/5958/1394>. [PubMed: 19815724]
- Turner Adair. Population priorities: the challenge of continued rapid population growth. *Philosophical Transactions of the Royal Society B: Biological Sciences*, 364(1532):2977–2984, 10 2009 ISSN 0962–8436, 1471–2970. doi: 10.1098/rstb.2009.0183. URL <http://rstb.royalsocietypublishing.org/content/364/1532/2977>.
- Turrall Hugh, Svendsen Mark, and Jean Marc Faures. Investing in irrigation: Reviewing the past and looking to the future. *Agricultural Water Management*, 97(4):551–560, 4 2010. doi: 10.1016/j.agwat.2009.07.012. URL <http://www.sciencedirect.com/science/article/pii/S0378377409002042>.
- UNHCR. Global Trends: Forced Displacement in 2015 Technical report, United Nations High Commissioner for Refugees, Geneva, Switzerland, 6 2016 URL <https://s3.amazonaws.com/unhcrsharedmedia/2016/2016-06-20-global-trends/2016-06-14-Global-Trends-2015.pdf>.
- United Nations. The World at Six Billion. Working Paper ESA/P/WP.154, United Nations, Department of Economic and Social Affairs, Population Division, 10 1999 URL <http://www.un.org/esa/population/publications/sixbillion/sixbillion.htm>.
- United Nations. World Population to 2300. Working Paper ST/ESA/SER.A/236, United Nations, Department of Economic and Social Affairs, Population Division, 2004 URL <http://www.un.org/esa/population/publications/longrange2/WorldPop2300final.pdf>.
- United Nations. World Population Prospects: The 2012 Revision, Highlights and Advance Tables. Working Paper ESA/P/WP.228, United Nations, Department of Economic and Social Affairs, Population Division, 2013a URL [http://esa.un.org/unpd/wpp/Publications/Files/WPP2012\\_HIGHLIGHTS.pdf](http://esa.un.org/unpd/wpp/Publications/Files/WPP2012_HIGHLIGHTS.pdf).
- United Nations. World Population Prospects: The 2012 Revision, DVD Edition. Working Paper ESA/P/WP.228, United Nations, Department of Economic and Social Affairs, Population Division, 2013b.
- United Nations. The World Population Prospects: 2015 Revision, Key Findings and Advance Tables. Working Paper ESA/P/WP.241, United Nations, Department of Economic and Social Affairs, Population Division, 2015 URL <https://www.un.org/development/desa/publications/world-population-prospects-2015-revision.html>.
- Vahidnia Farnaz. Case study: fertility decline in Iran. *Population and Environment*, 28(4–5):259–266, 4 2007 ISSN 0199–0039, 1573–7810. doi: 10.1007/s11111-007-0050-9. URL <http://link.springer.com/article/10.1007/s11111-007-0050-9>.
- Vaidyanathan Gayathri. Fracking Can Contaminate Drinking Water. *Scientific American*, 4 2016 URL <http://www.scientificamerican.com/article/fracking-can-contaminate-drinking-water/>.
- Van de Kerk Geurt and Manuel Arthur R.. A comprehensive index for a sustainable society: The SSI — the Sustainable Society Index. *Ecological Economics*, 66(2–3):228–242, 6 2008. doi: 10.1016/

j.ecolecon.2008.01.029. URL <http://www.sciencedirect.com/science/article/pii/S0921800908000438>.

- Vaquer-Sunyer Raquel and Duarte Carlos M.. Thresholds of hypoxia for marine biodiversity. *Proceedings of the National Academy of Sciences*, 105(40):15452–15457, 10 2008 ISSN 0027–8424, 1091–6490. doi: 10.1073/pnas.0803833105. URL <http://www.pnas.org/content/105/40/15452>.
- Vitousek PM, Aber JD, Howarth RW, Likens GE, Matson PA, Schindler DW, Schlesinger WH, and Tilman D. Human alteration of the global nitrogen cycle: Sources and consequences. *Ecological Applications*, 7(3):737–750, 8 1997a ISSN 1051–0761. doi: 10.2307/2269431. URL [http://onlinelibrary.wiley.com/doi/10.1890/1051-0761\(1997\)007%5B0737:HAOTGN%5D2.0.CO;2/full](http://onlinelibrary.wiley.com/doi/10.1890/1051-0761(1997)007%5B0737:HAOTGN%5D2.0.CO;2/full). WOS:A1997XQ08100002.
- Vitousek Peter M., Mooney Harold A., Lubchenco Jane, and Melillo Jerry M.. Human domination of Earth's ecosystems. *Science*, 277(5325):494–499, 1997b ISSN 0036–8075, 1095–9203. doi: 10.1126/science.277.5325.494. URL <http://www.sciencemag.org/content/277/5325/494.short>.
- Vörösmarty Charles J., Green Pamela, Salisbury Joseph, and Lammers Richard B.. Global water resources: vulnerability from climate change and population growth. *Science*, 289(5477):284, 2000 ISSN 0036–8075, 1095–9203. doi: 10.1126/science.289.5477.284. URL <http://www.sciencemag.org/content/289/5477/284.short>. [PubMed: 10894773]
- Voss Katalyn A., Famiglietti James S., Lo MinHui, Caroline de Linage Matthew Rodell, and Swenson Sean C.. Groundwater depletion in the Middle East from GRACE with implications for transboundary water management in the Tigris-EuphratesWestern Iran region. *Water Resources Research*, 49(2):904–914, 2 2013 ISSN 1944–7973. doi: 10.1002/wrcr.20078. URL <http://onlinelibrary.wiley.com/doi/10.1002/wrcr.20078/abstract>. [PubMed: 23658469]
- Wagener Thorsten, Sivapalan Murugesu, Troch Peter A., McGlynn Brian L., Harman Ciaran J., Gupta Hoshin V., Kumar Praveen, Rao P. Suresh C., Basu Nandita B., and Wilson Jennifer S.. The future of hydrology: An evolving science for a changing world. *Water Resources Research*, 46(5):W05301, 5 2010 ISSN 1944–7973. doi: 10.1029/2009WR008906. URL <http://onlinelibrary.wiley.com/doi/10.1029/2009WR008906/abstract>.
- Warren Stephen G.. Can human populations be stabilized? *Earth's Future*, 3(2):2014EF000275, 2 2015 ISSN 2328–4277. doi: 10.1002/2014EF000275. URL <http://onlinelibrary.wiley.com/doi/10.1002/2014EF000275/abstract>.
- Waughray Dominic. *Water Security: The Water-Food-Energy-Climate Nexus*. Island Press, 1 2011 ISBN 9781597267366.
- Weber Christopher L., Peters Glen P., Guan Dabo, and Hubacek Klaus. The contribution of Chinese exports to climate change. *Energy Policy*, 36(9):3572–3577, 2008 ISSN 0301–4215. doi: 10.1016/j.enpol.2008.06.009. URL <http://www.sciencedirect.com/science/article/pii/S0301421508002905>.
- Weinzettel Jan, Hertwich Edgar G., Peters Glen P., Steen-Olsen Kjartan, and Galli Alessandro. Affluence drives the global displacement of land use. *Global Environmental Change*, 23(2):433–438, 4 2013. doi: 10.1016/j.gloenvcha.2012.12.010. URL <http://www.sciencedirect.com/science/article/pii/S0959378012001501>.
- Whitaker Jeffrey S. and Hamill Thomas M.. Ensemble Data Assimilation without Perturbed Observations. *Monthly Weather Review*, 130(7):1913–1924, 7 2002 ISSN 0027–0644. doi: 10.1175/1520-0493(2002)130<1913:EDAWPO> 2.0.CO;2. URL [http://journals.ametsoc.org/doi/abs/10.1175/1520-0493\(2002\)130%3C1913:EDAWPO%3E2.0.CO%3B2](http://journals.ametsoc.org/doi/abs/10.1175/1520-0493(2002)130%3C1913:EDAWPO%3E2.0.CO%3B2).
- Wiedmann Thomas O., Schandl Heinz, Lenzen Manfred, Moran Daniel, Suh Sangwon, West James, and Kanemoto Keiichiro. The material footprint of nations. *Proceedings of the National Academy of Sciences*, 112(20):6271–6276, 5 2015 ISSN 0027–8424, 1091–6490. doi: 10.1073/pnas.1220362110. URL <http://www.pnas.org/content/112/20/6271>.
- Wire Thomas. *Fewer Emitters, Lower Emissions, Less Cost: Reducing Future Carbon Emissions By Investing In Family Planning* Technical report, London School of Economics, 2009 URL <http://bocs.hu/0-ujdoc/LSE%20Report.doc>.

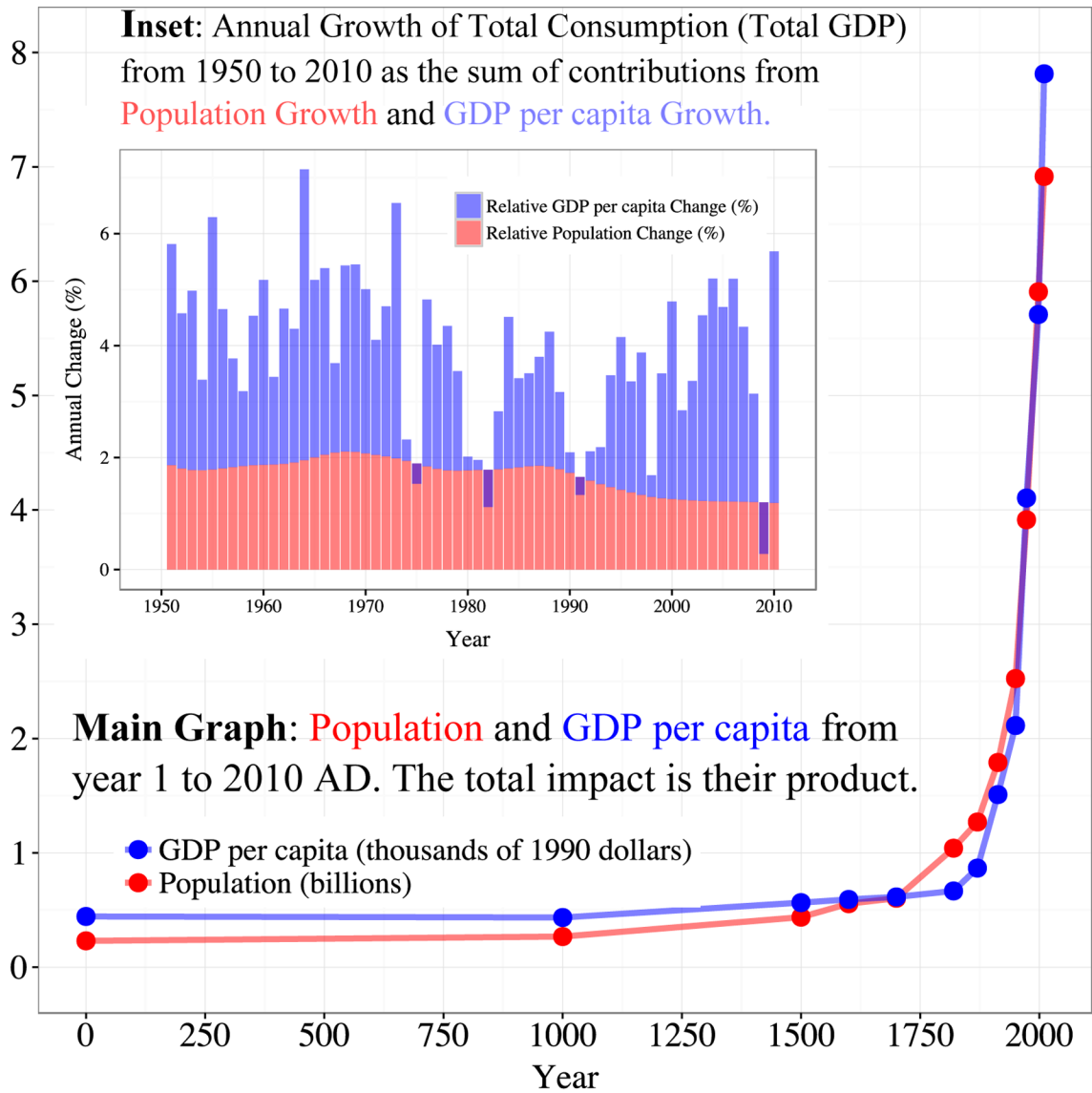
- Bank World. World Development Indicators 2014: Table 3.8: Energy dependency, efficiency and carbon dioxide emissions Technical report, World Bank, 2014a URL <http://wdi.worldbank.org/table/3.8>.
- Bank World. World Development Indicators 2014 Technical report, World Bank, 2014b URL <http://wdi.worldbank.org/table/3.8>.
- World Bank Group. Turn down the heat: confronting the new climate normal Technical report, World Bank, Washington, DC, 2014 URL <https://openknowledge.worldbank.org/handle/10986/20595>.
- Wuebbles Donald, Meehl Gerald, Hayhoe Katharine, Karl Thomas R., Kunkel Kenneth, Santer Benjamin, Wehner Michael, Colle Brian, Fischer Erich M., Fu Rong, Goodman Alex, Janssen Emily, Kharin Viatcheslav, Lee Huikyo, Li Wenhong, Long Lindsey N., Olsen Seth C., Pan Zaitao, Seth Anji, Sheffield Justin, and Sun Liqiang. CMIP5 Climate Model Analyses: Climate Extremes in the United States. *Bulletin of the American Meteorological Society*, 95(4):571–583, 7 2013 ISSN 0003–0007. doi: 10.1175/BAMS-D-12-00172.1. URL <http://journals.ametsoc.org/doi/abs/10.1175/BAMS-D-12-00172.1>.
- Würtenberger Laura, Koellner Thomas, and Binder Claudia R.. Virtual land use and agricultural trade: Estimating environmental and socio-economic impacts. *Ecological Economics*, 57(4):679–697, 2006 ISSN 0921–8009. doi: 10.1016/j.ecolecon.2005.06.004. URL <http://www.sciencedirect.com/science/article/pii/S0921800905002673>.
- WWF. Living Planet Report 2016. Risk and resilience in a new era. World Wildlife Fund International, Gland, Switzerland, 2016 ISBN 978-2-940529-40-7. URL [http://assets.worldwildlife.org/publications/964/files/original/lpr\\_living\\_planet\\_report\\_2016.pdf](http://assets.worldwildlife.org/publications/964/files/original/lpr_living_planet_report_2016.pdf).
- Yu Yang, Feng Kuishuang, and Hubacek Klaus. Tele-connecting local consumption to global land use. *Global Environmental Change*, 23(5):1178–1186, 2013 ISSN 0959–3780. doi: 10.1016/j.gloenvcha.2013.04.006. URL <http://www.sciencedirect.com/science/article/pii/S0959378013000721>.
- Zebiak Stephen E. and Cane Mark A.. A Model El Niño-Southern Oscillation. *Monthly Weather Review*, 115(10):2262–2278, 1987. doi: 10.1175/1520-0493(1987)115 <2262:AMENO>2.0.CO;2. URL [http://journals.ametsoc.org/doi/abs/10.1175/1520-0493\(1987\)115%3C2262:AMENO%3E2.0.CO;2](http://journals.ametsoc.org/doi/abs/10.1175/1520-0493(1987)115%3C2262:AMENO%3E2.0.CO;2).
- Zeng Ning and Yoon Jinho. Expansion of the world's deserts due to vegetation-albedo feedback under global warming. *Geophysical Research Letters*, 36(17), 2009 ISSN 1944–8007. doi: 10.1029/2009GL039699. URL <http://www.agu.org/pubs/crossref/2009/2009GL039699.shtml>.
- Zeng Ning, Zhao Fang, Collatz George J., Kalnay Eugenia, Salawitch Ross J., West Tristram O., and Guanter Luis. Agricultural Green Revolution as a driver of increasing atmospheric CO2 seasonal amplitude. *Nature*, 515(7527):394–397, 2014 ISSN 0028–0836. doi: 10.1038/nature13893. URL <http://www.nature.com/articles/nature13893>. [PubMed: 25409829]

**Significance Statement**

The Human System has become strongly dominant within the Earth System in many different ways. However, in current models that explore the future of humanity and environment, and guide policy, key Human System variables, such as demographics, inequality, economic growth, and migration, are not coupled with the Earth System but are instead driven by exogenous estimates such as United Nations (UN) population projections. This makes the models likely to miss important feedbacks in the real Earth-Human system that may result in unexpected outcomes requiring very different policy interventions. The importance of humanity’s sustainability challenges calls for collaboration of natural and social scientists to develop coupled Earth-Human system models for devising effective science-based policies and measures.

### Highlights

1. The Human System has become strongly dominant within the Earth System in many different ways.
  - a. Consumption, inequality, and population have increased extremely fast, especially since about 1950.
  - b. The collective impact of these changes threatens to overwhelm the viability of natural systems and the many critical functions that the Earth System provides.
2. Changes in the Earth System, in turn, have important feedback effects on the Human System, with costly and serious consequences.
3. However, current models, such as the Integrated Assessment Models, that explore the future of humanity and environment, and guide policy, do not incorporate these critical feedbacks.
  - a. Key Human System variables, such as demographics, inequality, economic growth, and migration, are instead driven by exogenous projections, such as the UN population tables.
  - b. Furthermore, such projections are shown to be unreliable.
4. Unless models incorporate such two-way couplings, they are likely to miss important dynamics in the real Earth-Human system that may result in unexpected outcomes requiring very different policy interventions.
5. Therefore, Earth System Models must be bidirectionally coupled with Human System Models.
  - a. Critical challenges to sustainability call for a strong collaboration of both earth and social Scientists to develop coupled Earth-Human System models for devising effective science-based policies and measures.
  - b. We suggest using Dynamic Modeling, Input-Output Models, and Data Assimilation to build and calibrate such coupled models.

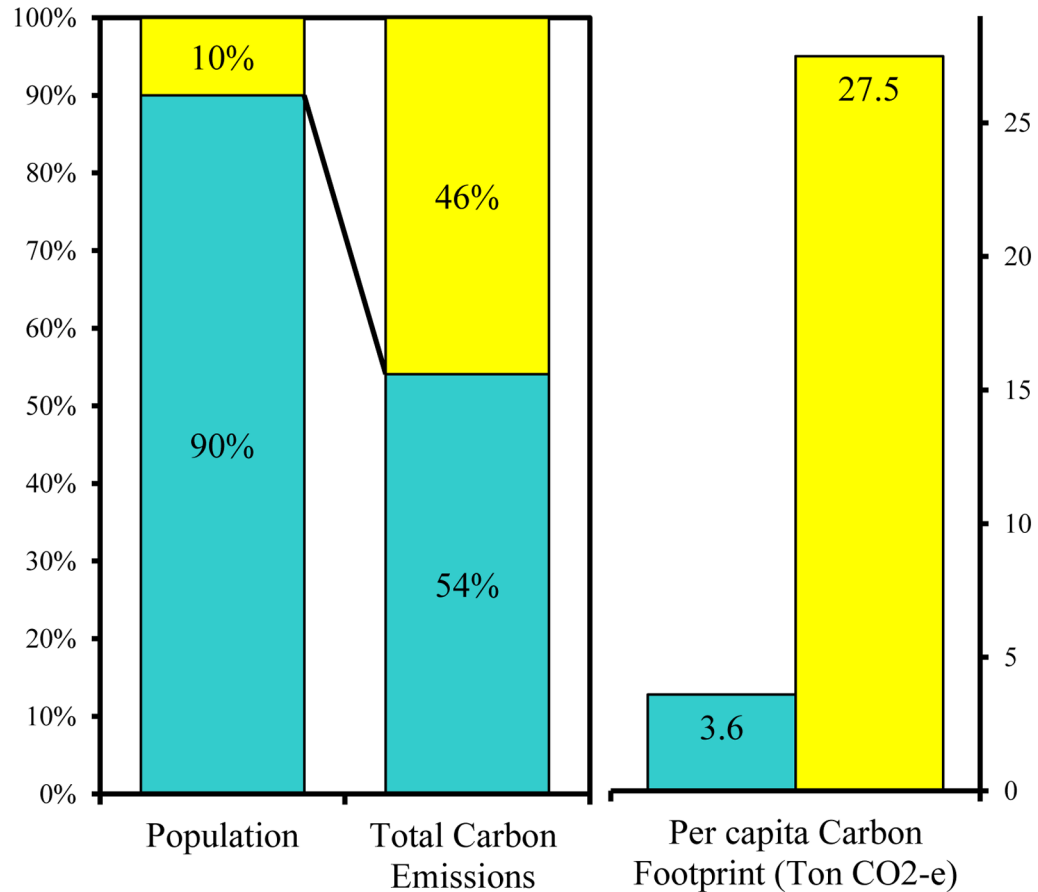


**Figure 1:** World population and GDP per capita from year 1 to 2010 AD. *The total human impact is their product.* The inset shows the relative annual change of each between 1950 and 2010 [Maddison, 2001; Bolt and van Zanden, 2014; United Nations, 2013b]. Their averages were 1.69% and 2.21%, respectively, out of a total of ~4% (average annual change in GDP). Therefore, growth in population and consumption per capita have both played comparably important roles in the remarkable increase of human impact on planet Earth. This ~4% total growth corresponds to doubling the total impact every 17 years. Note that the contribution from population growth has been relatively steady, while the contribution from the relative change in GDP per capita has been much more variable from year to year (even negative for some years). See Endnote 2 for a description of the mathematical formula used to generate the inset and sources of data.



### An Example of Global Inequality in Resource-Use:

- Top 10% of World Population by Income (above \$23/day)
- Bottom 90% of World Population by Income (below \$23/day)

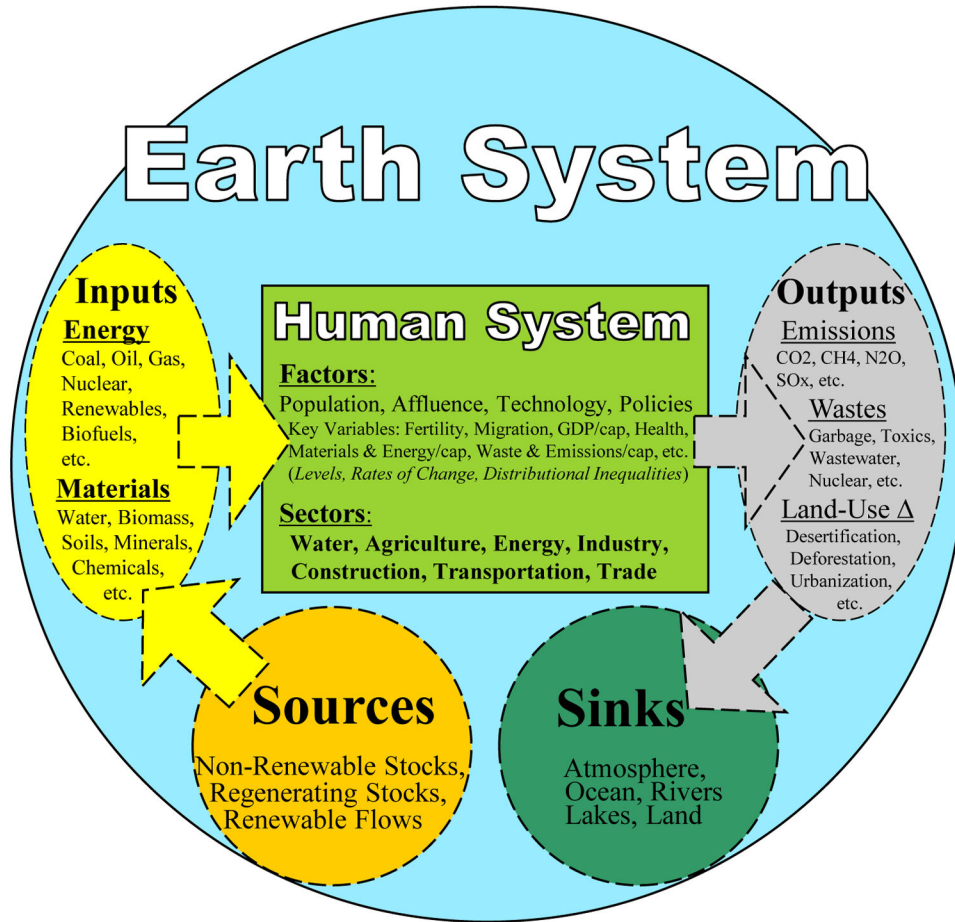


Resource-use by the wealthiest 10% of world population produces almost as much carbon emissions as the bottom 90%. To raise everyone to the average standard of living of those earning >\$23/day would require ~10 times total carbon emissions.

**Figure 2:**  
Global inequality in carbon emissions.



# Human System-Earth System Relationship



The Human System is within the Earth System:

- ES provides the sources of the inputs to HS.
- HS outputs must be absorbed by ES sinks.

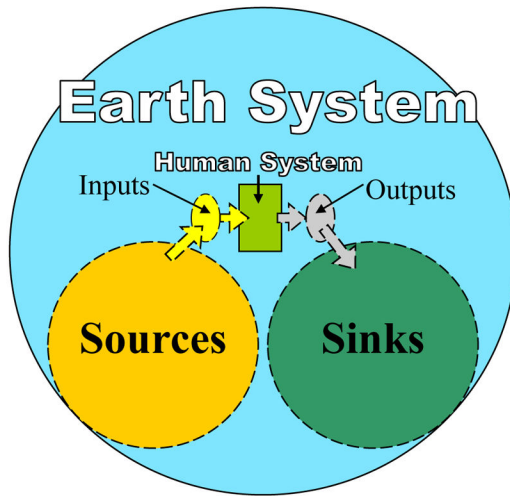
However, current models are not bidirectionally coupled.

**Figure 3:**

Relationship of the Human System within the Earth System, not separate from it (after Daly and Farley [2003]). The Earth System provides the sources of the inputs to, and the sinks that absorb the outputs of, the Human System.

The Past: “Empty World”

When the Human System was small relative to the Earth System, the two could be modeled separately.

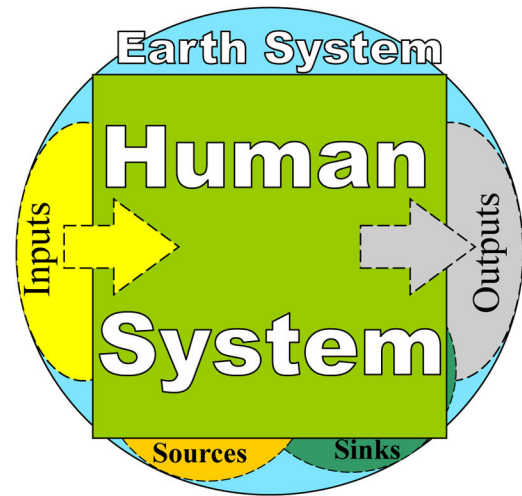


Capacity of ES sources was large relative to HS inputs. HS outputs were small relative to absorption of ES sinks.



The Present: “Full World”

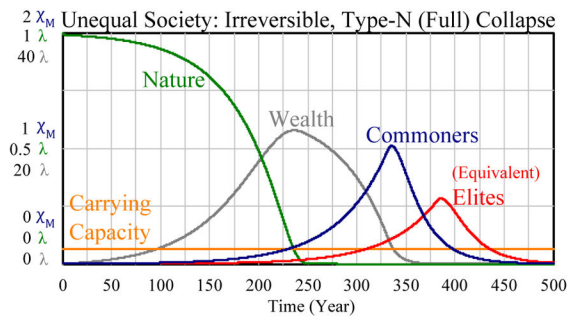
The Human System has grown so large that both must now be modeled coupled to each other.



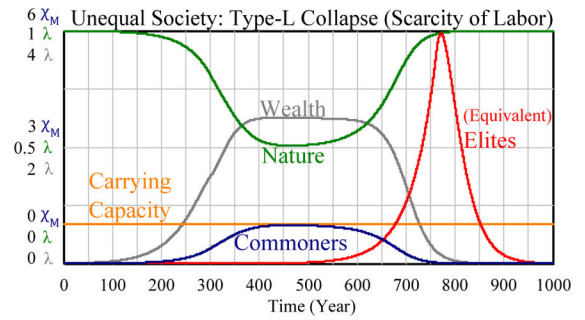
Now, HS inputs and outputs are so large relative to the ES, they threaten to deplete its sources and overwhelm its sinks.

**Figure 4:**

Growth of the Human System has changed its relationship with the Earth System and thus both must be modeled interactively to account for their feedback on each other.



(a) A type-N (Nature) collapse due to both over-depletion of Nature and inequality.



(b) A type-L (Labor) collapse: after an apparent equilibrium, population collapses due to over-exploitation of Labor, although Nature eventually recovers.

**Figure 5:**  
Example results from Motesharrei et al. [2014].

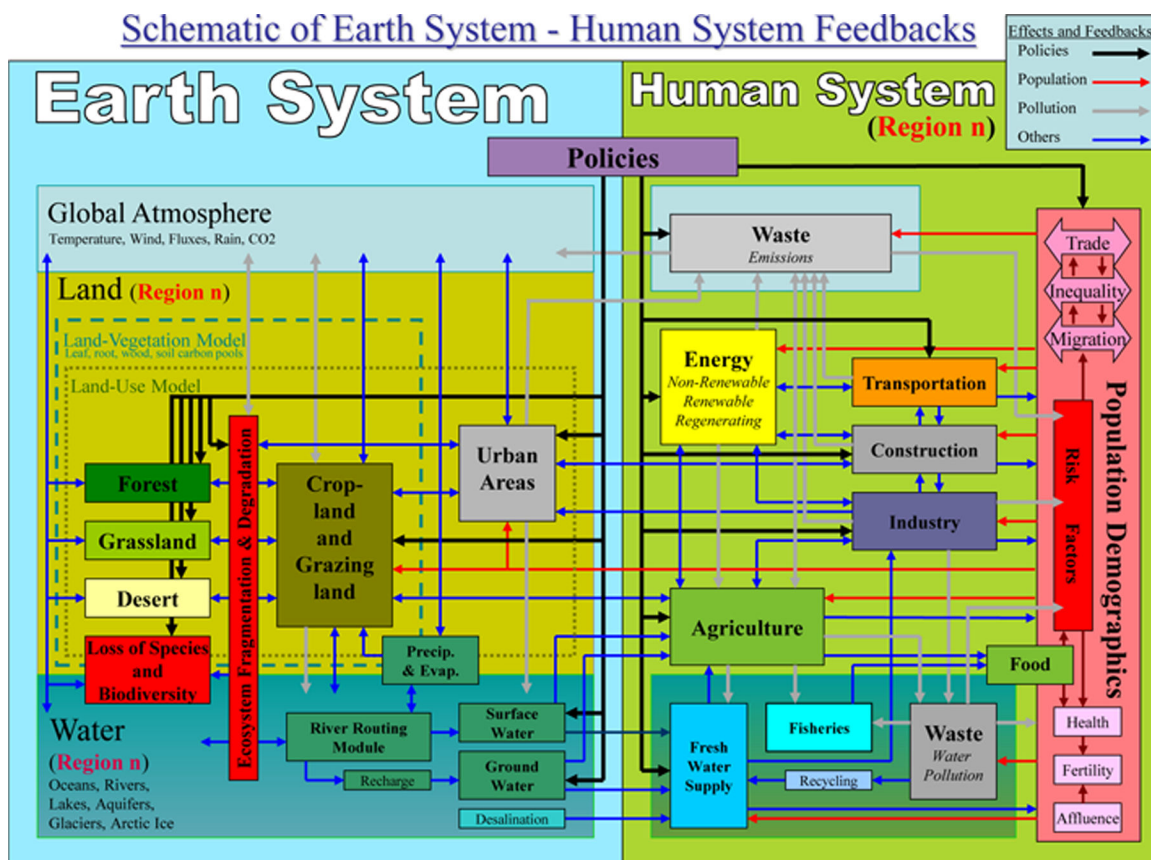
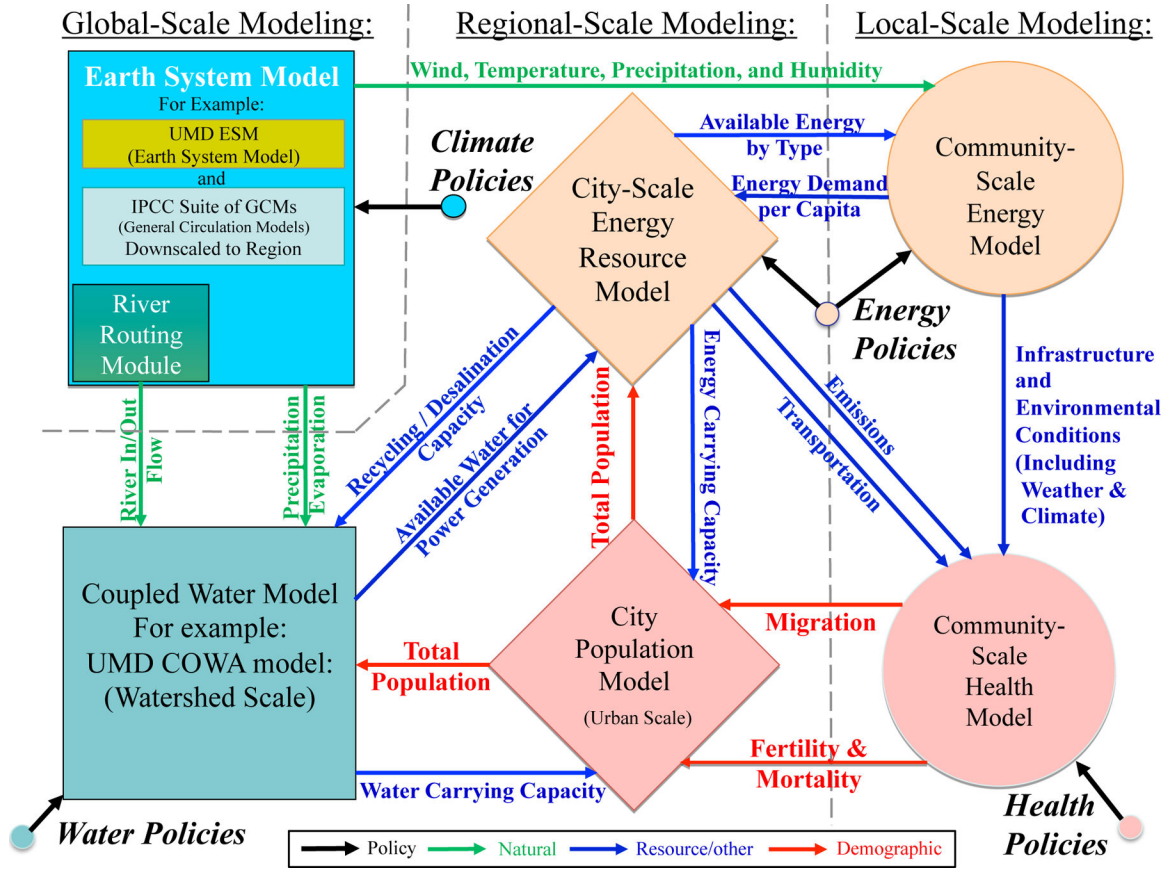


Figure 6:  
Schematic of a Human-Earth System with Drivers and Feedbacks.



**Figure 7:** An example of a model schematic integrating water and energy resources with human population and health at the local and regional scales, coupled to an Earth System Model at the global scale.