



RESEARCH ARTICLE

REVISED The diversity of *Anopheles* blood feeding patterns suggests different malaria protection strategies in different localities [version 3; peer review: 1 approved, 1 approved with reservations]

Irfanul Chakim ^{1,2}, Tepanata Pumpaibool¹

¹College of Public Health Sciences, Chulalongkorn University, Bangkok, 10330, Thailand

²Faculty of Public Health, Universitas Muhammadiyah Semarang, Kota Semarang, Jawa Tengah, 50273, Indonesia

V3 First published: 30 Jul 2019, 8:1217
<https://doi.org/10.12688/f1000research.19341.1>
 Second version: 05 Nov 2019, 8:1217
<https://doi.org/10.12688/f1000research.19341.2>
 Third version: 17 Feb 2020, 8:1217
<https://doi.org/10.12688/f1000research.19341.3>
 Latest published: 19 Oct 2020, 8:1217
<https://doi.org/10.12688/f1000research.19341.4>

Abstract

Background: Malaria is a significant health burden for many countries worldwide. Insecticide-treated bed nets and mosquito repellent are considered effective methods for preventing *Anopheles* bites. However, changes in the biological properties of the vector have led to a reduction in their effectiveness. Most published studies have only investigated the human population factor, not the dynamics of vector behavior. Therefore, this study aims to investigate the importance of primary vector activity for selecting an appropriate malaria protection strategy.

Methods: Initially, active case detection (ACD) was carried out in western and eastern parts of Indonesia, Jambi and Sumba, to confirm their endemicity level. According to the 2016 national health report of Indonesia, Jambi has an annual parasite index (API) of 0.14 and Sumba has an API of 5.41.

A series of entomological observations were carried out to compare the biting activity of *Anopheles* vectors in two localities, with a total of 216 houses and 216 catchers (108 at each study site).

Results: The results indicated that endemicity at the sub-district level is higher than that at the provincial level. Only *Anopheles balabacensi* was found to be exophagic. Multiple comparisons found different biting times between the sites, suggesting that early evening (18.00-20.00) is most likely to be the time when mosquitoes transmit the *Plasmodium* parasite in Jambi, while during sleeping hours (21.00-01.00) is the peak biting time of *Anopheles* mosquitoes in Sumba.

Conclusions: The study demonstrates the importance of *Anopheles* species blood feeding patterns in selecting an appropriate malaria

Open Peer Review

Reviewer Status

	Invited Reviewers	
	1	2
version 4 (revision) 19 Oct 2020		
version 3 (revision) 17 Feb 2020	 report	 report
version 2 (revision) 05 Nov 2019	 report	
version 1 30 Jul 2019	 report	

- Giles E. Duffield** , Galvin Life Science Center, University of Notre Dame, Notre Dame, USA
- Shūné V. Oliver** , National Institute for Communicable Diseases, Johannesburg, South Africa
Wits Research Institute for Malaria,

protection strategy.

Keywords

Malaria, Anopheles, diversity, blood feeding pattern, protective strategy

Johannesburg, South Africa

Any reports and responses or comments on the article can be found at the end of the article.

Corresponding author: Tepanata Pumpaibool (tepanata.p@chula.ac.th)

Author roles: **Chakim I:** Conceptualization, Data Curation, Formal Analysis, Funding Acquisition, Investigation, Methodology, Project Administration, Resources, Visualization, Writing – Original Draft Preparation, Writing – Review & Editing; **Pumpaibool T:** Conceptualization, Formal Analysis, Methodology, Supervision, Validation, Writing – Review & Editing

Competing interests: No competing interests were disclosed.

Grant information: This research is supported by 90th Anniversary of Chulalongkorn University under the Rachadapisek Somphot fund. *The funders had no role in study design, data collection and analysis, decision to publish, or preparation of the manuscript.*

Copyright: © 2020 Chakim I and Pumpaibool T. This is an open access article distributed under the terms of the [Creative Commons Attribution License](#), which permits unrestricted use, distribution, and reproduction in any medium, provided the original work is properly cited.

How to cite this article: Chakim I and Pumpaibool T. **The diversity of *Anopheles* blood feeding patterns suggests different malaria protection strategies in different localities [version 3; peer review: 1 approved, 1 approved with reservations]** F1000Research 2020, 8:1217 <https://doi.org/10.12688/f1000research.19341.3>

First published: 30 Jul 2019, 8:1217 <https://doi.org/10.12688/f1000research.19341.1>

REVISED Amendments from Version 2

Thank you for the comments from the reviewer. We have addressed some issues and listed below:

Mean +/- SD information has been added in the figure legends

For Table 3, we have described the statistical analysis on the method section which clearly stated that we used Kruskal wallis analysis followed by dunn's multiple comparison test. However, to avoid misunderstanding to the reader, we added the description to the table legend as suggested by reviewer.

We are sorry to misunderstand previous reviewer's comment on personal protection. Therefore, we changed the word to refer to repellents in line with the references we used

Method section has been changed according to first reviewer's comment

Any further responses from the reviewers can be found at the end of the article

Introduction

Malaria is a disease that is transmitted by female *Anopheles* vectors. Generally, malaria control is achieved by mass deployment of insecticide-treated bed nets (ITNs), treated with insecticide corresponding to the biological activity of the vector. It has been shown that the distribution of ITNs is responsible for a reduction of 68% in malaria burden in sub-Saharan Africa¹. This control method has been widely distributed and a dramatic increase in use has resulted in the mass utilization of ITNs in many countries^{2,3}. Additionally, personal protection (i.e. repellents) has been found to be effective against mosquito bites and its use has led to a reduction in malaria infection⁴⁻⁶. However, frequent daily application is required in order to ensure its effectiveness⁷⁻⁹.

The efficacy of both protection strategies may be problematic as mosquito behavioral activities differ significantly between locations, as observed in Africa, where the vectors exhibit behavioral plasticity¹⁰⁻¹⁵. The shifting behavior of the *Anopheles* vector is a factor that contributes to reduced ITN effectiveness. The behavioral changes of *Anopheles* mosquitoes are in the form of shifts to exophagic behavior^{14,15} and biting time modification¹⁶. Several findings indicate the ineffectiveness of repellent against malaria infection. The limitations of repellent seem to be related to daily adherence and compliance^{17,18} and disproportional utilization¹⁹. This issue may be due to the assessment of mosquito protection agents being influenced by social desirability rather than the impact that such types of protection have on the biological property of the vector.

The most effective method of *Anopheles* biting protection varies between sites and is dependent on the biting activity of the vector. In Uganda, intensive use of ITNs has been suggested due

to the biting pattern of *Anopheles gambiae*, with biting mostly occurring late at night, during the time the human population is asleep²⁰. In contrast, bed nets may not provide proper protection against the same *Anopheles* species in Burkina Faso due to an early evening biting time²¹. Limited studies have investigated *Anopheles* biting patterns in the Indonesian archipelago²². Thus, our study aimed to specifically address the information gap of *Anopheles* biological properties in Indonesia.

Methods

Study sites

The sampling was carried out in two localities representing different endemicity areas, namely Jambi province and Sumba Island (Nusa Tenggara Timur Province). Jambi is in Sumatra Island, the western part of Indonesia, geographically situated at 0.45 ° North Latitude, 2.45 ° South Latitude and between 101.10 ° -104.55 ° East Longitude. Sumba Island is situated in the eastern part of Indonesia, with an area of 10,710 km² and coordinates of 9°40'S 120°00'E. Jambi and Sumba have a total population of 3,515,017 and 685,186, respectively. Jambi has 11 districts with 136 sub-districts and Sumba has four districts with 44 sub-districts. From all of the sub-districts over the sites, the sub-district of each area with the highest number of cases of malaria was selected for our study to be carried out in (Lembah Masurai in Jambi and Kodi Balghar in Sumba). According to the 2016 national health report of Indonesia²³, Jambi has an annual parasite index (API) of 0.14 and Sumba has an API of 5.41 (Table 1).

Parasitological investigation

To investigate the API in each sub-district, a series of parasitological assessments were carried out. This assessment was conducted from November 2017 to July 2018 in Jambi and from May to August 2018 in Sumba. Active case detection (ACD) was carried out daily in each site, performed by a local primary healthcare worker. Only people with a tympanic temperature of more than 37.5°C were included in the study. People were asked to go to the local village office for where the finger prick blood sample was collected. Cases were confirmed by light microscopy and prick blood samples were collected directly onto glass slides. A total of 559 and 500 blood samples were taken from Jambi and Sumba, respectively. Two certified independent microscopists assessed all the slides taken from ACD and determined the parasite species.

The API of both sites was calculated using the following formula²⁴:

$$\text{Annual parasite index} = \frac{(\text{total cases/total months of collection}) * 12}{\text{total population in each subdistrict}}$$

Table 1. Annual parasite index at sub-district and provincial levels.

Area	Number of malaria cases	Collection time (months)	Population ^{25,26}	Yearly incidence rate (sub-district level)	Reported incidence rate (provincial level) [Reference]
Jambi	71	9	26,579	3.56	0.14 [23]
Sumba	140	4	21,049	15.96	5.41 [23]

Entomological observation

A series of entomological observations were conducted for comparison of the pattern of blood feeding of the potential vector between the two localities. A 24-day observation was done in each area. The human landing catch (HLC) method was used for obtaining *Anopheles* vectors²². The HLC method is a standard method for measuring the exposure of humans to mosquito bites as it directly captures mosquitoes that land and attempt to feed on collectors²⁷. HLC requires an indoor and outdoor catcher present over 12 hours, from 6 pm to 6 am, to reflect the pattern of *Anopheles* biting and blood feeding time preference. The catchers were the owners of the houses and were trained on how to conduct the HLC method. In the current study, indoor and outdoor mosquito collection was carried out at each house²². Six houses were selected for daily HLC and there were six days of collection per a week. Inclusion criteria of the houses was as follows: (1) three houses had to have had a malaria infection during the previous one-year period; (2) the other three houses had to have had an absence of malaria infection for at least one-year and had to be in close proximity to the infected houses. The information about malaria infections at each house was obtained by interviewing each house member. In total, there were 216 houses and 216 catchers (108 at each study site). The observation was carried out 24 days in each study site. Random selection was done for repetition (for example, a house which had indoor collection in the first week would have outdoor collection in the next week and change to indoor in the last week and vice versa); thus, each house had the same pattern of an indoor and outdoor collection. The distance between each house was less than two kilometers to avoid biases due to potential differences in mosquito species abundance. All the mosquito species were confirmed by entomological experts from Eijkman Institute for Molecular Biology, Jakarta, Indonesia by dissection and viewing under a light microscope using the *Anopheles* identification key developed by *Rattanarithikul et al.*²⁸.

Statistical analysis

To analyze the data, descriptive and analytical tests were carried out to analyze the mosquito blood feeding pattern of each site. The analysis provided three types of results: 1) the preferred biting time of *Anopheles* mosquitoes at each site by comparing the number of collected mosquitoes in each site using a student t-test statistical method; 2) a comparison of the number of mosquitoes collected indoors and outdoors from each location using the Mann Whitney test; and 3) multiple comparisons of biting time by pooled analysis for each location using the Kruskal-Wallis test and Dunn's multiple comparison test. All the analyses and comparisons were carried out using GraphPad Software version 8.00 (La Jolla California, USA). Relative abundance and human landing rate (HLR) were calculated using the following formulas:

$$\text{Relative abundance} = \frac{(\text{Total mosquitoes collected of each species} * 100)}{\text{Total mosquito collection}}$$

$$\text{Human landing rate} = \frac{\text{Total mosquitoes collected of each species}}{\text{Total number of catchers}}$$

Ethical statement

Informed consent was obtained from collectors performing HLC. Permission was also received from the owner of the house and the community on both sites. Community permission has been obtained by collectively gathering village residents along with the head of the village in the village office. Written informed consent was also sought for every participant of the parasitological assessment. This study was approved by the ethics commission of Universitas Muhammadiyah Semarang [22/EC/FKM/2017].

Results

The parasitological assessment found a total of 211 cases of malaria in both localities²⁹. Only *Plasmodium vivax* was found in Jambi, responsible for 71 malaria cases. Participants from Jambi were 60.6% male (43) and 39.4% female (28) with a mean age of 15.5 years, ranging from one to 59 years. In Sumba, three types of *Plasmodium* were successfully detected during ACD. From a total of 140 malaria cases in Sumba, 92 (65.7%) were *Plasmodium falciparum*, 43 (30.7%) were *Plasmodium vivax*, and 5 (3.6%) were *Plasmodium malariae*. Participants from Sumba were 58.6% male (82) and 41.4% female (58) with a mean age of 10.9 years, ranging from one to 53 years. The calculated APIs of the two study sites were 3.56 and 15.96, respectively (Table 1). The API result of this study is different to the national health report of the Ministry of Health, Indonesia. The API is up to 2.95-25.4-fold higher at the sub-district level, found in this report, than at the provincial level, as stated in the report.

A total of 2,435 *Anopheles* mosquitoes were successfully collected from 216 houses and 216 catchers at the two locations (108 houses and catchers at each study site)²⁹. There was a statistical difference in the total number of *Anopheles* mosquitoes caught between Jambi and Sumba (P value= <0.0001). Jambi had mosquito abundance of 71 and Sumba had 2,364. Four *Anopheles* species were successfully collected in Jambi, namely *Anopheles balabacensis*, *Anopheles barbirostris*, *Anopheles maculatus* and *Anopheles sinensis*. *An. balabacensis*, which belongs to leucosphyrus group, had the highest abundance, as shown with its relative abundance of 78.87 and HLR of 0.52 per person per night, followed by *An. maculatus* (relative abundance: 18.31 and HLR: 0.12 per person per night), *An. barbirostris* (relative abundance: 1.41 and HLR: 0.01 per person per night) and *An. sinensis* (relative abundance: 1.41 and HLR: 0.01 per person per night). In contrast, the dominant *Anopheles* species in Sumba were *Anopheles aconitus* and *Anopheles sundaicus*, with a relative abundance of 40.02 and 58.50 and HLR of 8.76 and 12.81 per person per night, respectively. The other minor species found were *An. barbirostris* (relative abundance: 0.09 and HLR: 0.02), *Anopheles farauti* (relative abundance: 0.04 and HLR: 0.01), *Anopheles leucosphyrus* (relative abundance: 0.04 and HLR: 0.01), *An. maculatus* (relative abundance: 1.06 and HLR: 0.23), *Anopheles subpictus* (relative abundance: 0.17 and HLR: 0.04) and *Anopheles vagus* (relative abundance: 0.09 and HLR: 0.02) (Table 2).

There was a difference in *Anopheles* biting time between Jambi and Sumba (Figure 1 and Figure 2). *An. balabacensis* from Jambi

Table 2. Species, total numbers of mosquitoes collected, relative abundance and human landing rate of *Anopheles* mosquitoes from Jambi and Sumba.

Jambi			
Species	Total collection	Relative abundance (%)	Human landing rate
<i>An. balabacensis</i>	56	78.87	0.52
<i>An. barbirostris</i>	1	1.41	0.01
<i>An. maculatus</i>	13	18.31	0.12
<i>An. sinensis</i>	1	1.41	0.01
Total	71		0.66
Sumba			
Species	Total collection	Relative abundance (%)	Human landing rate
<i>An. aconitus</i>	946	40.02	8.76
<i>An. barbirostris</i>	2	0.09	0.02
<i>An. farauti</i>	1	0.04	0.01
<i>An. leucosphyrus</i>	1	0.04	0.01
<i>An. maculatus</i>	25	1.06	0.23
<i>An. subpictus</i>	4	0.17	0.04
<i>An. sundaicus</i>	1,383	58.50	12.81
<i>An. vagus</i>	2	0.09	0.02
Total	2,364		21.90

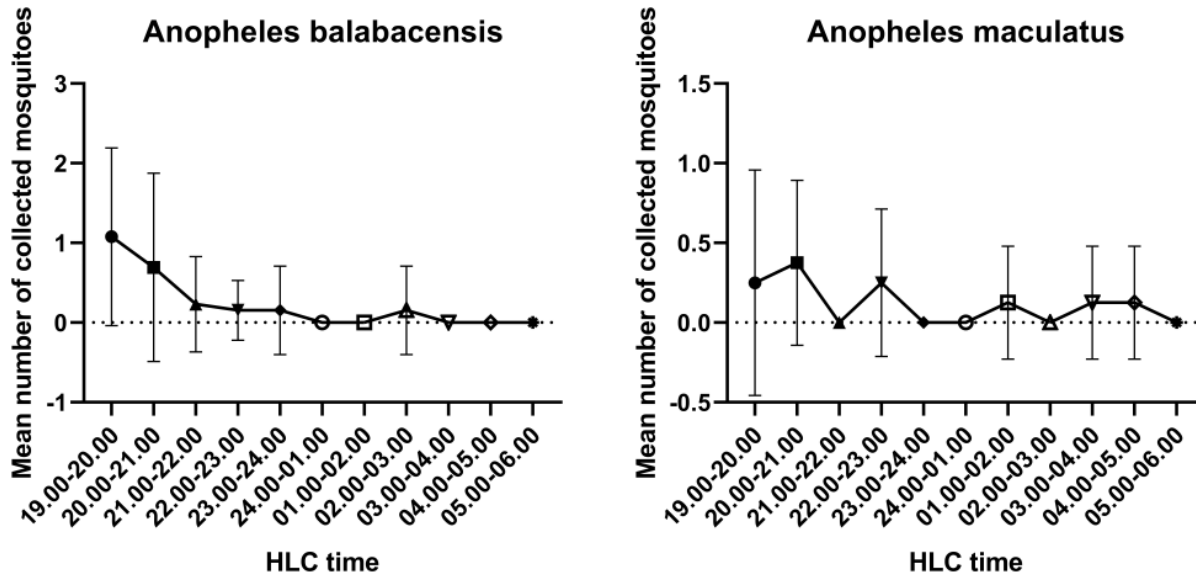


Figure 1. Biting time pattern of *Anopheles balabacensis* and *An. maculatus* collected from Jambi (mean +/- SD). HLC, human landing catch.

has a peak in biting time during early evening (6 pm), which decreases substantially until midnight, while *An. maculatus* showed an irregular biting time pattern. On the other hand, there is a similar trend in biting time between *An. aconitus* and *An. sundaicus* collected from Sumba; it gradually increased until its peak biting time between 21.00-22.00 and 01.00-02.00; then, it decreased progressively until 05.00-06.00. Additionally,

an irregular biting time pattern has also been observed for *An. maculatus* from Sumba.

To investigate the biting preference of *Anopheles* mosquito, an indoor and outdoor comparison was carried out (Figure 3 and Figure 4). There was a statistically significant finding for the biting preference of *An. balabacensis* from Jambi; the number

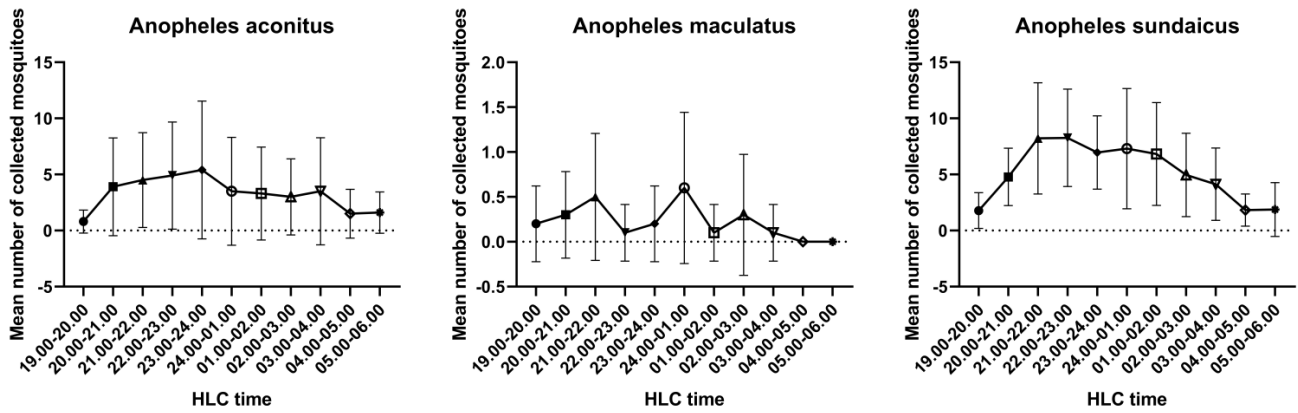


Figure 2. *Anopheles aconitus*, *An. maculatus* and *An. sundaicus* biting times in Sumba (mean +/- SD). HLC, human landing catch.

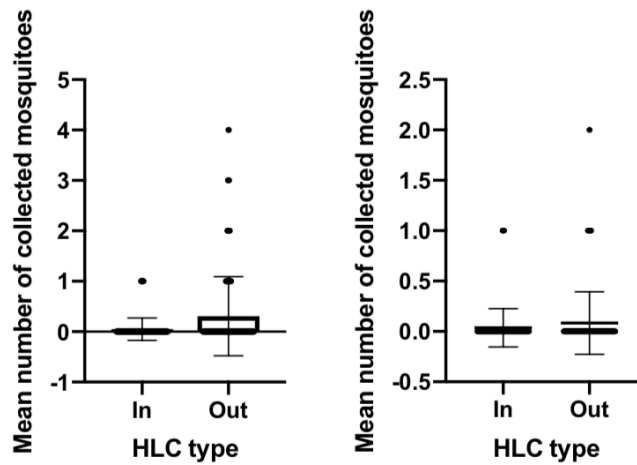


Figure 3. Indoor and outdoor biting preference of *Anopheles balabacensis* (left) and *An. maculatus* (right) in Jambi (mean +/- SD). HLC, human landing catch.

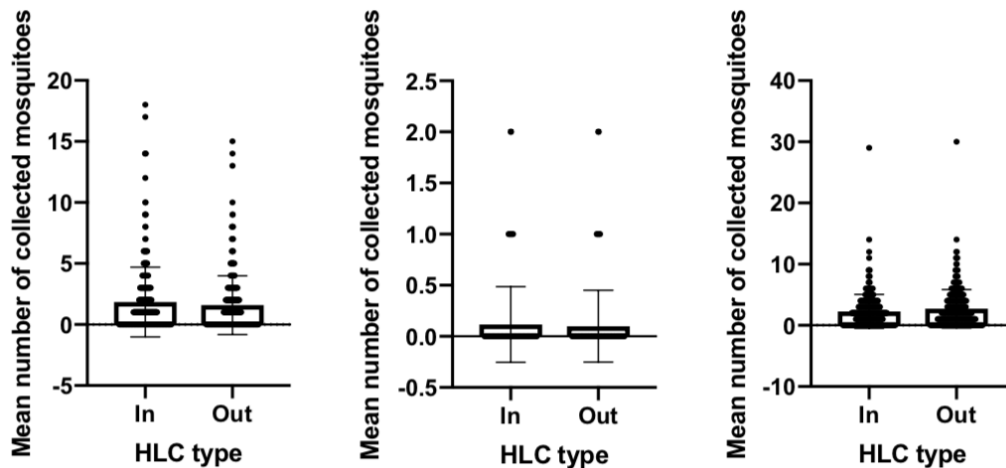


Figure 4. Mean number of *Anopheles aconitus* (left), *An. maculatus* (center) and *An. sundaicus* (right) indoors and outdoors in Sumba. (mean +/- SD). HLC, human landing catch.

of collected mosquitoes from outdoor was higher than that of indoor collection. No statistical difference was observed for *An. maculatus*. A similar pattern was found for *An. aconitus*, *An. maculatus* and *An. Sundaicus*, where there was no difference between indoor and outdoor collection, suggesting that undertaking an indoor or outdoor activity carries the same risk of getting mosquito bites.

To investigate the difference in mosquito biting times between Jambi and Sumba, a multiple comparison analysis of pooled

mosquito sample data was carried out (Table 3 and Figure 5). Based on the mosquito biting time in Jambi, the number of bites during the early evening (18.00-19.00) was statistically different from other biting times, from 21.00-22.00 to 05.00-06.00 (P value= <0.00001). Additionally, the number of bites at 19.00-20.00 was statistically different from the number at 24.00-01.00 and 05.00-06.00 (P value= 0.0435). In Sumba, the number of bites during the early evening at 18.00-19.00 was statistically different from the other biting times, except for 19.00-20.00, 04.00-05.00 and 05.00-06.00 (P value= <0.0001-0.0069).

Table 3. Summary of significant multiple comparisons between different mosquito biting times in Jambi and Sumba. The test was done using the Kruskal-Wallis test followed by Dunn's multiple comparison test.

Jambi			
Dunn's multiple comparisons test	Mean rank difference	Summary	Adjusted P value
18.00-19.00 vs. 21.00-22.00	77.81	****	<0.0001
18.00-19.00 vs. 22.00-23.00	67.15	***	0.0004
18.00-19.00 vs. 23.00-24.00	83.48	****	<0.0001
18.00-19.00 vs. 24.00-01.00	89.85	****	<0.0001
18.00-19.00 vs. 01.00-02.00	84.17	****	<0.0001
18.00-19.00 vs. 02.00-03.00	83.48	****	<0.0001
18.00-19.00 vs. 03.00-04.00	84.17	****	<0.0001
18.00-19.00 vs. 04.00-05.00	84.17	****	<0.0001
18.00-19.00 vs. 05.00-06.00	89.85	****	<0.0001
19.00-20.00 vs. 24.00-01.00	50.52	*	0.0435
19.00-20.00 vs. 05.00-06.00	50.52	*	0.0435
Sumba			
Dunn's multiple comparisons test	Mean rank difference	Summary	Adjusted P value
18.00-19.00 vs. 20.00-21.00	-195.5	****	<0.0001
18.00-19.00 vs. 21.00-22.00	-238.1	****	<0.0001
18.00-19.00 vs. 22.00-23.00	-238.3	****	<0.0001
18.00-19.00 vs. 23.00-24.00	-232.0	****	<0.0001
18.00-19.00 vs. 24.00-01.00	-214.9	****	<0.0001
18.00-19.00 vs. 01.00-02.00	-204.8	****	<0.0001
18.00-19.00 vs. 02.00-03.00	-180.1	***	0.0001
18.00-19.00 vs. 03.00-04.00	-147.6	**	0.0069
19.00-20.00 vs. 21.00-22.00	-145.1	**	0.0090
19.00-20.00 vs. 22.00-23.00	-145.4	**	0.0088
19.00-20.00 vs. 23.00-24.00	-139.1	*	0.0168
21.00-22.00 vs. 04.00-05.00	150.2	**	0.0052
21.00-22.00 vs. 05.00-06.00	155.0	**	0.0030
22.00-23.00 vs. 04.00-05.00	150.5	**	0.0050
22.00-23.00 vs. 05.00-06.00	155.2	**	0.0030
23.00-24.00 vs. 04.00-05.00	144.2	**	0.0099
23.00-24.00 vs. 05.00-06.00	149.0	**	0.0059
24.00-01.00 vs. 05.00-06.00	131.9	*	0.0347

* <0.05, ** <0.01, *** <0.001, **** <0.0001.

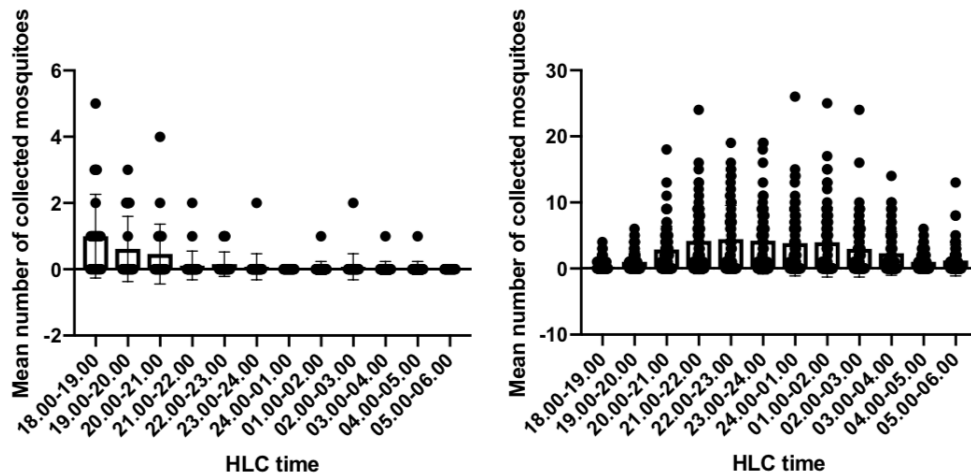


Figure 5. Mean number of *Anopheles* mosquito at different biting times in Jambi (left) and Sumba (right). HLC, human landing catch.

In addition, the number of bites at 19.00-20.00 differed from the number at 21.00-22.00, 22.00-23.00 and 23.00-24.00 (P value= 0.0088-0.0168); 21.00-22.00 differed from 04.00-05.00 and 05.00-06.00 (P value= 0.0030-0.0052); 22.00-23.00 differed from 04.00-05.00 and 05.00-06.00 (P value= 0.0030-0.0050); 23.00-24.00 differed from 04.00-05.00 and 05.00-06.00 (P value= 0.0059-0.0099); and 24.00-01.00 differed from 05.00-06.00 (P value= 0.0347). These results indicate that in Jambi, the peak biting time is during early evening at 18.00-20.00. In Sumba, the mosquitoes started feeding and feeding gradually intensified during the early evening (18.00-21.00), the intensity of the mosquitoes was stable until 02.00 and then the mosquito biting intensity declined during the early morning.

Discussion

According to the Malaria Atlas Project³⁰, for API <0.1, *Plasmodium falciparum* and *Plasmodium vivax* distributions are similar across the Indonesian archipelago. *Plasmodium falciparum* is more stable in distribution, where each part of Indonesian archipelago has the same pattern of low to moderate API. Meanwhile, *Plasmodium vivax* is more intense in the eastern part of Indonesia and unstably distributed in the western part of Indonesia. However, only *Plasmodium vivax* was found in Jambi, and more diverse *Plasmodium* species have been observed in Sumba, suggesting a different diversity of *Plasmodium* species distribution in the two localities. A discrepancy was also found in the calculated API between this study and the basic health report by the Ministry of Health of Indonesia, which might be explained by the different ways of presenting the data. The national health report²³ used the provincial population and the larger the area, the larger the population involved in the calculation, as API is calculated by dividing the total cases and the total population. API at a sub-district level is often observed to vary from one district to another and variation between districts is observed at a provincial level^{31,32}.

There are 20 *Anopheles* species known to be vectors for malaria in Indonesia. In this study, four and eight species have been

found in Jambi and Sumba, respectively. The student t-test suggested a different abundance in the number of *Anopheles* mosquitoes between the two sites. This difference is often explained by environmental conditions. A distinct sampling time may cause this difference in mosquito abundance; however, since rainfall anomalies have been observed in Indonesia, this may not be the case³³. Since the existence of *Anopheles* breeding sites depends on rainfall providing a sufficient water bodies for the mosquitoes to lay eggs, rainfall anomalies in Indonesia may lead to to an irregular pattern of mosquito abundance across time and place in Indonesia. The limited number of water bodies or humidity conditions may affect the habitat and abundance of *Anopheles* mosquitoes in Jambi^{34,35}. The difference in the annual incidence rate of malaria infection may also reflect mosquito abundance in different endemic areas. However, no correlation may be found if the correlation of annual incidence rate and mosquito abundance takes into account the species of *Plasmodium*³⁶.

The main *Anopheles* vector and biting preference differs between Jambi and Sumba. *An. balabacensis*, which belongs to leucosphyrus group, is the primary vector in Jambi, as determined from its highest relative abundance and HLR. Moreover, *An. aconitus* and *An. sundaicus* are the primary vectors in Sumba, along with other minor *Anopheles* species found. Only *An. balabacensis* in Jambi was found to be exophagic, as previously known from the biting preference of this peculiar species³⁷. *An. maculatus* has been found to be both endophagic or exophagic similar to the finding of Elyazar *et al.*³⁷. However, previous studies have found that *An. aconitus* has an irregular pattern of biting preference while *An. sundaicus* is mainly exophagic³⁷. This study found that there was no significant difference between the indoor and outdoor biting preference of *An. aconitus* and *An. sundaicus*, suggesting that these species can be both endophagic and exophagic.

Biting time is essential to understanding the underlying biological properties of mosquitoes and to avoid *Anopheles* bites to

control malaria infection. The data obtained suggest different biting times of *Anopheles* in Jambi and Sumba. Early evening (18.00-20.00) is most likely to be the mosquito feeding time in Jambi, when most people are undertaking activities and are unprotected. However, in the late evening (21.00-02.00), more people in Sumba may get *Anopheles* bites, reflecting sleeping time, when Sumbanese people may be vulnerable to infection with malaria parasites. This suggests the importance of ITNs for evading malaria infection in Sumba. The biting time of *Anopheles* in Jambi is similar to that in Halmahera, Maluku Island²². However, the finding from Sumba Island is different from other parts of Indonesia, which shows a gradual increase or decrease in the number of *Anopheles* mosquitoes in accordance with its biting time²². Furthermore, the difference in mosquito biting activity in each location could be simply explained by its dominant species at each location. For example, the early biting *Anopheles* activity in Jambi is explained by its dominant species of *Anopheles balabacensis* that exhibit an early biting time. Limited studies have tried to describe mosquito biting patterns in relation to the selection of malaria control strategies^{20,21}. This finding strengthens the previous report that effective malaria prevention depends on local *Anopheles* vector biting behavior. *Anopheles* vectors in Jambi share the same behavior as those in Burkina Faso, where bed net protection may not be effective for preventing biting exposure as *Anopheles* species in the area are dominant in the early evening²¹. In contrast, similar to Uganda, intensive use of ITNs combined with indoor residual spraying is the most effective protection approach for Sumba Island for avoiding malaria infection²⁰. Interestingly, studies conducted in Solomon island suggested that *Anopheles farauti* has a similar pattern of early night and outdoor biting behavior³⁸⁻⁴⁰. Although, these studies recommended that LLINs and IRS are still significantly effective in reducing transmission based on the feeding cycle of *Anopheles farauti*, which is far shorter than the *Plasmodium falciparum* or *Plasmodium vivax* extrinsic incubation period. However, in an area in which the feeding cycle of the vector is unknown, study will be challenging. Additionally, our study also suggests that a vector control implementation will need to consider the dominant vector species, as a different location may have a different predominant *Anopheles* species, as well as continuous monitoring of such assessment via sentinel sites⁴¹.

Biting preference has previously been known to have an underlying genetic background⁴². For instance, chromosome inversions of *2Rbc*, *2Ra* and *3Ra* are associated with exophagic and endophagic behavior in some *Anopheles* species^{43,44}. However, genetic background may vary within the genus and among mosquitoes within the same species in different locations⁴⁵. The finding also suggests that differences in *Anopheles* biting time may be an effect of different genetic backgrounds. Further research might explore this aspect.

There are some limitations of the current study. There was no intervention included to measure the effectiveness of any type of protection in correlation with the different biting times in each study site. In further research, an intervention approach should be used to find the best protection strategy in locations that may have different *Anopheles* biting times. Additionally, our collection method was limited to three weeks observational research. A more prolonged study needs to be conducted to reflect yearly fluctuations in local *Anopheles* biting times.

Conclusion

In conclusion, this study suggests four important findings for public health control: (1) API may be significantly lower at the provincial level compared to the sub-district level and varied accordingly, suggesting that malaria foci may be maintained in a locality from a provincial level, especially in areas of low to moderate endemicity; (2) the importance of mosquito abundance information may reflect malaria incidence rate in a location^{46,47}; (3) all *Anopheles* species, except *An. balabacensis*, can be both endophagic and exophagic, suggesting a comprehensive protection approach is required to avoid mosquito bites regardless of being indoors or outdoors; (4) biting time may suggest the use a different prevention approach in each area; for example, people in Jambi may need to use mosquito repellent during activities in the early evening, while ITNs combined with indoor residual spraying may need to be deployed to protect malaria infection during sleeping hours in Sumba.

Data availability

Underlying data

Zenodo: The diversity of *Anopheles* blood feeding patterns suggest different malaria protection strategies in different localities. <https://doi.org/10.5281/zenodo.3269824>²⁹

This project contains the following underlying data:

- Supplementary 1.xls (The total number of mosquitoes collected, number collected per time period and number collected indoors/outdoors)
- Supplementary 2.xls (The number of mosquitoes caught for each species in Jambi and relative abundance and HLC calculations)
- Supplementary 3.xls (The number of mosquitoes caught for each species in Sumba and relative abundance and HLC calculations)
- Supplementary 4.xls (Results of all Dunn's multiple comparisons tests for biting times in Jambi and Sumba)
- Supplementary 5.docx (Flow chart of the HLC collection method)
- Supplementary 6.rar (detailed data of all *Anopheles* found in Jambi per collection type and collection time)
- Supplementary 7.zip (detailed data of all *Anopheles* found in Sumba per collection type and collection time)
- Supplementary 8.xlsx (demographic data and parasite species for participants from both study sites)

Data are available under the terms of the [Creative Commons Attribution 4.0 International license](https://creativecommons.org/licenses/by/4.0/) (CC-BY 4.0).

Acknowledgements

The authors wish to thank people who have consented to take a part in this study, to Eijkman institute for molecular biology, Jakarta; Health Office of Jambi Province; Health Office of Nusa Tenggara Timur province and those who have helped.

References

- Bhatt S, Weiss DJ, Cameron E, *et al.*: The effect of malaria control on *Plasmodium falciparum* in Africa between 2000 and 2015. *Nature*. 2015; 526(7572): 207–211. [PubMed Abstract](#) | [Publisher Full Text](#) | [Free Full Text](#)
- Killeen GF, Seyoum A, Sikaala C, *et al.*: Eliminating malaria vectors. *Parasit Vectors*. 2013; 6: 172. [PubMed Abstract](#) | [Publisher Full Text](#) | [Free Full Text](#)
- Moonen B, Cohen JM, Snow RW, *et al.*: Operational strategies to achieve and maintain malaria elimination. *Lancet*. 2010; 376(9752): 1592–1603. [PubMed Abstract](#) | [Publisher Full Text](#) | [Free Full Text](#)
- Frances SP, Eamsila C, Pilakasiri C, *et al.*: Effectiveness of repellent formulations containing deet against mosquitoes in northeastern Thailand. *J Am Mosq Control Assoc*. 1996; 12(2 Pt 1): 331–333. [PubMed Abstract](#)
- Lindsay SW, Ewald JA, Samung Y, *et al.*: Thanaka (*Limonia acidissima*) and deet (di-methyl benzamide) mixture as a mosquito repellent for use by Karen women. *Med Vet Entomol*. 1998; 12(3): 295–301. [PubMed Abstract](#) | [Publisher Full Text](#)
- Fradin MS, Day JF: Comparative efficacy of insect repellents against mosquito bites. *N Engl J Med*. 2002; 347(1): 13–18. [PubMed Abstract](#) | [Publisher Full Text](#)
- Kiszewski AE, Darling ST: Estimating a mosquito repellent's potential to reduce malaria in communities. *J Vector Borne Dis*. 2010; 47(4): 217–221. [PubMed Abstract](#)
- Sangoro O, Turner E, Simfukwe E, *et al.*: A cluster-randomized controlled trial to assess the effectiveness of using 15% DEET topical repellent with long-lasting insecticidal nets (LLINs) compared to a placebo lotion on malaria transmission. *Malar J*. 2014; 13: 324. [PubMed Abstract](#) | [Publisher Full Text](#) | [Free Full Text](#)
- Wilson AL, Chen-Hussey V, Logan JG, *et al.*: Are topical insect repellents effective against malaria in endemic populations? A systematic review and meta-analysis. *Malar J*. 2014; 13: 446. [PubMed Abstract](#) | [Publisher Full Text](#) | [Free Full Text](#)
- Reimer LJ, Thomsen EK, Koimbu G, *et al.*: Malaria transmission dynamics surrounding the first nationwide long-lasting insecticidal net distribution in Papua New Guinea. *Malar J*. 2016; 15: 25. [PubMed Abstract](#) | [Publisher Full Text](#) | [Free Full Text](#)
- Gatton ML, Chitnis N, Churcher T, *et al.*: The importance of mosquito behavioural adaptations to malaria control in Africa. *Evolution*. 2013; 67(4): 1218–1230. [PubMed Abstract](#) | [Publisher Full Text](#) | [Free Full Text](#)
- Govella NJ, Chaki PP, Killeen GF: Entomological surveillance of behavioural resilience and resistance in residual malaria vector populations. *Malar J*. 2013; 12: 124. [PubMed Abstract](#) | [Publisher Full Text](#) | [Free Full Text](#)
- Moiroux N, Gomez MB, Penneret C, *et al.*: Changes in *Anopheles funestus* biting behavior following universal coverage of long-lasting insecticidal nets in Benin. *J Infect Dis*. 2012; 206(10): 1622–1629. [PubMed Abstract](#) | [Publisher Full Text](#)
- Reddy MR, Overgaard HJ, Abaga S, *et al.*: Outdoor host seeking behaviour of *Anopheles gambiae* mosquitoes following initiation of malaria vector control on Bioko Island, Equatorial Guinea. *Malar J*. 2011; 10: 184. [PubMed Abstract](#) | [Publisher Full Text](#) | [Free Full Text](#)
- Russell TL, Govella NJ, Azizi S, *et al.*: Increased proportions of outdoor feeding among residual malaria vector populations following increased use of insecticide-treated nets in rural Tanzania. *Malar J*. 2011; 10: 80. [PubMed Abstract](#) | [Publisher Full Text](#) | [Free Full Text](#)
- Moiroux N, Damien GB, Egrot M, *et al.*: Human exposure to early morning *Anopheles funestus* biting behavior and personal protection provided by long-lasting insecticidal nets. *PLoS One*. 2014; 9(8): e104967. [PubMed Abstract](#) | [Publisher Full Text](#) | [Free Full Text](#)
- Sluydts V, Durnez L, Heng S, *et al.*: Efficacy of topical mosquito repellent (picaridin) plus long-lasting insecticidal nets versus long-lasting insecticidal nets alone for control of malaria: a cluster randomised controlled trial. *Lancet Infect Dis*. 2016; 16(10): 1169–1177. [PubMed Abstract](#) | [Publisher Full Text](#)
- Maia MF, Kliner M, Richardson M, *et al.*: Mosquito repellents for malaria prevention. *Cochrane Database Syst Rev*. 2018; 2: CD011595. [PubMed Abstract](#) | [Publisher Full Text](#) | [Free Full Text](#)
- Gryseels C, Uk S, Sluydts V, *et al.*: Factors influencing the use of topical repellents: implications for the effectiveness of malaria elimination strategies. *Sci Rep*. 2015; 5: 16847. [PubMed Abstract](#) | [Publisher Full Text](#) | [Free Full Text](#)
- Kabbale FG, Akol AM, Kaddu JB, *et al.*: Biting patterns and seasonality of *Anopheles gambiae sensu lato* and *Anopheles funestus* mosquitoes in Kamuli District, Uganda. *Parasit Vectors*. 2013; 6: 340. [PubMed Abstract](#) | [Publisher Full Text](#) | [Free Full Text](#)
- Dambach P, Schleicher M, Korir P, *et al.*: Nightly Biting Cycles of *Anopheles* Species in Rural Northwestern Burkina Faso. *J Med Entomol*. 2018; 55(4): 1027–1034. [PubMed Abstract](#) | [Publisher Full Text](#) | [Free Full Text](#)
- St Laurent B, Sukowati S, Burton TA, *et al.*: Comparative evaluation of anopheline sampling methods in three localities in Indonesia. *Malar J*. 2018; 17(1): 13. [PubMed Abstract](#) | [Publisher Full Text](#) | [Free Full Text](#)
- RI K: Profil kesehatan Indonesia tahun 2016. In: *Profil kesehatan Indonesia*. Ministry of health of Indonesia. 2017; 186–190. [Reference Source](#)
- Cohen AA, Dhingra N, Jotkar RM, *et al.*: The Summary Index of Malaria Surveillance (SIMS): a stable index of malaria within India. *Popul Health Metr*. 2010; 8: 1. [PubMed Abstract](#) | [Publisher Full Text](#) | [Free Full Text](#)
- Number of residents of each sub-district in Merangin district, 2016. [Reference Source](#)
- Badan pusat statistik kabupaten sumba barat daya: Number of residents of each sub-district in Sumba barat daya district, 2016.
- Costantini C, Sagnon NF, Sanogo E, *et al.*: Relationship to human biting collections and influence of light and bednet in CDC light-trap catches of West African malaria vectors. *Bull Entomol Res*. 2009; 88(5): 503–511. [Publisher Full Text](#)
- Rattanakritikul R, Harrison BA, Harbach RE, *et al.*: Illustrated keys to the mosquitoes of Thailand. IV. Anopheles. *Southeast Asian J Trop Med Public Health*. 2006; 37(Suppl 2): 1–128. [PubMed Abstract](#)
- Chakim I: The diversity of Anopheles blood feeding patterns suggest different malaria protection strategies in different localities. 2019. <http://www.doi.org/10.5281/zenodo.3269824>
- Malaria atlas project group: The spatial limits and distributions of *Plasmodium falciparum* and *Plasmodium vivax* in Indonesia. 2010.
- Wangdi K, Singhasivanon P, Silawan T, *et al.*: Development of temporal modelling for forecasting and prediction of malaria infections using time-series and ARIMAX analyses: a case study in endemic districts of Bhutan. *Malar J*. 2010; 9: 251. [PubMed Abstract](#) | [Publisher Full Text](#) | [Free Full Text](#)
- Haque U, Sunahara T, Hashizume M, *et al.*: Malaria prevalence, risk factors and spatial distribution in a hilly forest area of Bangladesh. *PLoS One*. 2011; 6(4): e18908. [PubMed Abstract](#) | [Publisher Full Text](#) | [Free Full Text](#)
- Iestari S, king A, Vincent C, *et al.*: Seasonal dependence of rainfall extremes in and around Jakarta, Indonesia. *Weather Clim Extrem*. 2019; 24: 100202. [Publisher Full Text](#)
- de Souza D, Kelly-Hope L, Lawson B, *et al.*: Environmental factors associated with the distribution of *Anopheles gambiae s.s* in Ghana: an important vector of lymphatic filariasis and malaria. *PLoS One*. 2010; 5(3): e9927. [PubMed Abstract](#) | [Publisher Full Text](#) | [Free Full Text](#)
- Mala AO, Irungu LW: Factors influencing differential larval habitat productivity of *Anopheles gambiae* complex mosquitoes in a western Kenyan village. *J Vector Borne Dis*. 2011; 48(1): 52–57. [PubMed Abstract](#)
- Moreno JE, Rubio-Palis Y, Páez E, *et al.*: Abundance, biting behaviour and parous rate of anopheline mosquito species in relation to malaria incidence in gold-mining areas of southern Venezuela. *Med Vet Entomol*. 2007; 21(4): 339–349. [PubMed Abstract](#) | [Publisher Full Text](#)
- Elyazar IR, Sinka ME, Gething PW, *et al.*: The distribution and bionomics of *Anopheles* malaria vector mosquitoes in Indonesia. *Adv Parasitol*. 2013; 83: 173–266. [PubMed Abstract](#) | [Publisher Full Text](#)
- Russell TL, Beebe NW, Bugoro H, *et al.*: Frequent blood feeding enables insecticide-treated nets to reduce transmission by mosquitoes that bite predominately outdoors. *Malar J*. 2016; 15: 156. [PubMed Abstract](#) | [Publisher Full Text](#) | [Free Full Text](#)
- Russell TL, Beebe NW, Bugoro H, *et al.*: Determinants of host feeding success by *Anopheles farauti*. *Malar J*. 2016; 15: 152. [PubMed Abstract](#) | [Publisher Full Text](#) | [Free Full Text](#)
- Russell TL, Beebe NW, Bugoro H, *et al.*: *Anopheles farauti* is a homogeneous population that blood feeds early and outdoors in the Solomon Islands. *Malar J*. 2016; 15: 151. [PubMed Abstract](#) | [Publisher Full Text](#) | [Free Full Text](#)
- Russell TL, Beebe NW, Cooper RD, *et al.*: Successful malaria elimination strategies require interventions that target changing vector behaviours. *Malar J*. 2013; 12: 56. [PubMed Abstract](#) | [Publisher Full Text](#) | [Free Full Text](#)
- Ayala D, Ullastres A, González J: Adaptation through chromosomal inversions in *Anopheles*. *Front Genet*. 2014; 5: 129. [PubMed Abstract](#) | [Publisher Full Text](#) | [Free Full Text](#)
- Coluzzi M, Sabatini A, Petrarca V, *et al.*: Behavioural divergences between mosquitoes with different inversion karyotypes in polymorphic populations of the *Anopheles gambiae* complex. *Nature*. 1977; 266(5605): 832–833. [PubMed Abstract](#) | [Publisher Full Text](#)
- Costantini C, Sagnon N, Ilboudo-Sanogo E, *et al.*: Chromosomal and bionomic heterogeneities suggest incipient speciation in *Anopheles funestus* from

Burkina Faso. *Parassitologia.* 1999; 41(4): 595–611.
[PubMed Abstract](#)

45. Maliti DV, Marsden CD, Main BJ, *et al.*: **Investigating associations between biting time in the malaria vector *Anopheles arabiensis* Patton and single nucleotide polymorphisms in circadian clock genes: support for sub-structure among *An. arabiensis* in the Kilombero valley of Tanzania.** *Parasit Vectors.* 2016; 9: 109.
[PubMed Abstract](#) | [Publisher Full Text](#) | [Free Full Text](#)
46. Churcher TS, Trape JF, Cohuet A: **Human-to-mosquito transmission efficiency increases as malaria is controlled.** *Nat Commun.* 2015; 6: 6054.
[PubMed Abstract](#) | [Publisher Full Text](#) | [Free Full Text](#)
47. Guelbéogo WM, Goncalves BP, Grignard L, *et al.*: **Variation in natural exposure to anopheles mosquitoes and its effects on malaria transmission.** *eLife.* 2018; 7: pii: e32625.
[PubMed Abstract](#) | [Publisher Full Text](#) | [Free Full Text](#)

Open Peer Review

Current Peer Review Status:  

Version 3

Reviewer Report 20 July 2020

<https://doi.org/10.5256/f1000research.24735.r67103>

© 2020 Oliver S. This is an open access peer review report distributed under the terms of the [Creative Commons Attribution License](#), which permits unrestricted use, distribution, and reproduction in any medium, provided the original work is properly cited.

 **Shūné V. Oliver** 

¹ Centre for Emerging, Zoonotic and Parasitic Diseases Centre for Emerging, Zoonotic and Parasitic Diseases, National Institute for Communicable Diseases, Johannesburg, South Africa
² Wits Research Institute for Malaria, Johannesburg, South Africa

The authors have made efforts to attend to the comments that have been given before. I have made a few comments on the PDF regarding the small corrections that need to be made - please see the PDF [here](#).

I have only one small comment that must be addressed and the manuscript cannot be published without these corrections. This was mentioned before, but there are two points regarding the statistics.

The first is that there needs to be consistency with the number of significant figures quoted in the p-value. Secondly, the p-value is not the only statistical indicator that must be quoted. It is essential that the degrees of freedom, T-stats, F-stats are quoted. This must be corrected before the MS is published.

Is the work clearly and accurately presented and does it cite the current literature?

Yes

Is the study design appropriate and is the work technically sound?

Yes

Are sufficient details of methods and analysis provided to allow replication by others?

Yes

If applicable, is the statistical analysis and its interpretation appropriate?

Partly

Are all the source data underlying the results available to ensure full reproducibility?

Yes

Are the conclusions drawn adequately supported by the results?

Yes

Competing Interests: No competing interests were disclosed.

Reviewer Expertise: Anopheles vector biology

I confirm that I have read this submission and believe that I have an appropriate level of expertise to confirm that it is of an acceptable scientific standard, however I have significant reservations, as outlined above.

Reviewer Report 10 March 2020

<https://doi.org/10.5256/f1000research.24735.r60142>

© 2020 Duffield G. This is an open access peer review report distributed under the terms of the [Creative Commons Attribution License](#), which permits unrestricted use, distribution, and reproduction in any medium, provided the original work is properly cited.



Giles E. Duffield 

Department of Biological Sciences and Eck Institute for Global Health, Galvin Life Science Center, University of Notre Dame, Notre Dame, USA

The authors have addressed the comments appropriately and the revisions to the manuscript are complete. Congratulations on publishing this interesting study.

Is the work clearly and accurately presented and does it cite the current literature?

Yes

Is the study design appropriate and is the work technically sound?

Yes

Are sufficient details of methods and analysis provided to allow replication by others?

Yes

If applicable, is the statistical analysis and its interpretation appropriate?

Yes

Are all the source data underlying the results available to ensure full reproducibility?

Yes

Are the conclusions drawn adequately supported by the results?

Yes

Competing Interests: No competing interests were disclosed.

Reviewer Expertise: Biological timing of mosquito vectors

I confirm that I have read this submission and believe that I have an appropriate level of expertise to confirm that it is of an acceptable scientific standard.

Version 2

Reviewer Report 05 December 2019

<https://doi.org/10.5256/f1000research.23311.r56189>

© 2019 Duffield G. This is an open access peer review report distributed under the terms of the [Creative Commons Attribution License](#), which permits unrestricted use, distribution, and reproduction in any medium, provided the original work is properly cited.



Giles E. Duffield 

Department of Biological Sciences and Eck Institute for Global Health, Galvin Life Science Center, University of Notre Dame, Notre Dame, USA

Thank you for clarifying the status of the error bars on the charts in the response to the reviewers comments. However, please state in the figure legends what the data points are showing in each figure so that the reader of the manuscript will be informed. i.e. mean +/- SD if that is the case.

It is unclear what statistical tests have produced the data shown in Table 3 and in the text shown on page 7. According to the methods section, the authors state that they applied Student's t-tests, Mann whitney tests, and Kruskal-wallis followed by Dunn's post hoc tests. Please clarify in the manuscript results section and table/figure legends what tests have been applied specifically rather than simply providing p values. It would be appropriate to apply the Kruskal-wallis followed by Dunn's post hoc tests in the places where the comparison involve greater than 3 groups per test; and where simple pairwise comparisons are made, it would be appropriate that tests should be multiple means corrected. Note that the data could be cube-root or square-root transformed in an effort to correct for non-normal distributions, thereby facilitating parametric analysis such as by ANOVA.

The authors stated they had corrected the italicization of 'Anopheles' throughout. This is not the case.

Paragraph 1 of Introduction: It was surprising to see a paraphrasing of the reviewers text "(i.e. repellents, barriers, clothing, head-nets, etc)." This was just a guess as to what the authors were referring to in terms of "personal protection".

Last sentence of methods section of abstract has grammatical errors in it. Please refer back to original suggested text change in earlier Reviewers comments.

Is the work clearly and accurately presented and does it cite the current literature?

Yes

Is the study design appropriate and is the work technically sound?

Yes

Are sufficient details of methods and analysis provided to allow replication by others?

Yes

If applicable, is the statistical analysis and its interpretation appropriate?

Yes

Are all the source data underlying the results available to ensure full reproducibility?

Yes

Are the conclusions drawn adequately supported by the results?

Yes

Competing Interests: No competing interests were disclosed.

Reviewer Expertise: Biological timing of mosquito vectors

I confirm that I have read this submission and believe that I have an appropriate level of expertise to confirm that it is of an acceptable scientific standard, however I have significant reservations, as outlined above.

Version 1

Reviewer Report 22 October 2019

<https://doi.org/10.5256/f1000research.21201.r54515>

© 2019 Duffield G. This is an open access peer review report distributed under the terms of the [Creative Commons Attribution License](#), which permits unrestricted use, distribution, and reproduction in any medium, provided the original work is properly cited.



Giles E. Duffield 

Department of Biological Sciences and Eck Institute for Global Health, Galvin Life Science Center, University of Notre Dame, Notre Dame, USA

This study contributes to a developing insight into the efficacy of malaria control interventions that focus on the mosquito vector and its behaviour. It is fast becoming apparent that the success of interventions such as barrier nets, insecticides and other interventions is highly dependent upon the specific temporal and spatial behavior of the mosquito and its relationship to the patterns of human activity in each locality. Some of this is due to the species composition and in

some cases, there is evidence for a shift in the behavior due to previous and/or ongoing selective pressures. The current study provides detailed evidence for distinct differences in the biting behaviours of *Anopheles* in two different locations in Indonesia. Such differences may be important in explaining differences in rates of malaria transmission, and may be useful in modifying current intervention methods. The manuscript is well written, and easy to follow. It represents a well-executed study and presents interesting data.

Major Comments:

1. Table 3 and related results. For the purposes of scientific rigor, I suggest the authors employ multiple means corrected statistics rather than repeated single Students t-tests, such as an ANOVA followed by post hoc multiple means corrected pairwise tests such as Bonferroni, Tukey, Dunnett's tests.
2. Page 9. Paragraph 2. Discussion. The authors state that "...circadian clock genes are associated with exophagic and endophagic behavior in some *Anopheles* species. However, these studies do not report such findings. In fact, Malita *et al.* (2016)¹ states the opposite, that they do not find any association between biting time or biting location and circadian clock gene polymorphisms.
3. The authors compare their results with studies of African populations of *Anopheles*. I think much can also be gleaned from relating the current study with the work conducted in the Solomon Islands and PNG. I am listing a few of those that may be relevant for consideration, although this is not an exhaustive list:

Frequent blood feeding enables insecticide-treated nets to reduce transmission by mosquitoes that bite predominately outdoors. Russell TL, Beebe NW, Bugoro H, Apairamo A, Chow WK, Cooper RD, Collins FH, Lobo NF, Burkot TR. *Malar J.* 2016 Mar 10;15:156. doi: 10.1186/s12936-016-1195-8.²

Determinants of host feeding success by *Anopheles farauti*. Russell TL, Beebe NW, Bugoro H, Apairamo A, Cooper RD, Collins FH, Lobo NF, Burkot TR. *Malar J.* 2016 Mar 10;15:152. doi: 10.1186/s12936-016-1168-y.³

Anopheles farauti is a homogeneous population that blood feeds early and outdoors in the Solomon Islands. Russell TL, Beebe NW, Bugoro H, Apairamo A, Collins FH, Cooper RD, Lobo NF, Burkot TR. *Malar J.* 2016 Mar 9;15:151. doi: 10.1186/s12936-016-1194-9.⁴

Successful malaria elimination strategies require interventions that target changing vector behaviours. Russell TL, Beebe NW, Cooper RD, Lobo NF, Burkot TR. *Malar J.* 2013 Feb 7;12:56. doi: 10.1186/1475-2875-12-56.⁵

4. More could be discussed by the authors as to the relevance of the species specific dominance in each location. For example, much of the temporal biting profile for *Anopheles* mosquitoes in Jambi can presumably be explain simply by the dominant species at that location being *A. balabacensis*, which they authors have demonstrated to exhibit an early evening biting profile (Fig. 1). I think this simple species location effect could be stated more clearly as an obvious explanation for the differences in general 'all-species' assessment of anopheline biting activity at each location (Fig. 5).

Minor Comments:

1. Abstract. Methods section. The last sentence is ambiguous. Suggest rewrite as “..vectors in two localities, with a total of 216 houses and 216 catchers (108 at each study site).”
2. Throughout text, “mosquitoes” is incorrectly spelt.
3. Throughout text, there is inconsistent italicized “Anopheles”.
4. Introduction, paragraph 1. Please define better “personal protection”. Presumably this is the use of repellents, barriers, clothing, head-nets, etc.
5. Figure 1. Are these SEM or SD bars on the charts?
6. Discussion: 2nd paragraph, “The difference in mosquito abundance may also reflect the annual incidence rate of malaria infection in different endemic areas”. Should this not be argued in the opposite direction, i.e. infection rate reflects mosquito abundance?

References

1. Maliti DV, Marsden CD, Main BJ, Govella NJ, et al.: Investigating associations between biting time in the malaria vector *Anopheles arabiensis* Patton and single nucleotide polymorphisms in circadian clock genes: support for sub-structure among *An. arabiensis* in the Kilombero valley of Tanzania. *Parasit Vectors*. 2016; **9**: 109 [PubMed Abstract](#) | [Publisher Full Text](#)
2. Russell TL, Beebe NW, Bugoro H, Apairamo A, et al.: Frequent blood feeding enables insecticide-treated nets to reduce transmission by mosquitoes that bite predominately outdoors. *Malar J*. 2016; **15**: 156 [PubMed Abstract](#) | [Publisher Full Text](#)
3. Russell TL, Beebe NW, Bugoro H, Apairamo A, et al.: Determinants of host feeding success by *Anopheles farauti*. *Malar J*. 2016; **15**: 152 [PubMed Abstract](#) | [Publisher Full Text](#)
4. Russell TL, Beebe NW, Bugoro H, Apairamo A, et al.: *Anopheles farauti* is a homogeneous population that blood feeds early and outdoors in the Solomon Islands. *Malar J*. 2016; **15**: 151 [PubMed Abstract](#) | [Publisher Full Text](#)
5. Russell TL, Beebe NW, Cooper RD, Lobo NF, et al.: Successful malaria elimination strategies require interventions that target changing vector behaviours. *Malar J*. 2013; **12**: 56 [PubMed Abstract](#) | [Publisher Full Text](#)

Is the work clearly and accurately presented and does it cite the current literature?

Partly

Is the study design appropriate and is the work technically sound?

Yes

Are sufficient details of methods and analysis provided to allow replication by others?

Yes

If applicable, is the statistical analysis and its interpretation appropriate?

Partly

Are all the source data underlying the results available to ensure full reproducibility?

Yes

Are the conclusions drawn adequately supported by the results?

Yes

Competing Interests: No competing interests were disclosed.

Reviewer Expertise: Biological timing of mosquito vectors

I confirm that I have read this submission and believe that I have an appropriate level of expertise to confirm that it is of an acceptable scientific standard, however I have significant reservations, as outlined above.

Author Response 29 Oct 2019

irfanul chakim, Chulalongkorn University, Bangkok, Thailand

Comments by reviewer of the F1000 research:

The diversity of Anopheles blood feeding patterns suggests different malaria protection strategies in different localities [Version 1; peer review: Approved with reservations]

Author:

We thank to the reviewer for his positive feedback. We do agree with these comments.

Major comments

No: 1

Comments: We did not use ANOVA as suggested by reviewer due to our data was not normal based on normality test. Therefore, to run a multiple comparison test based on not normal data set, we need to do it by using a non-parametric test. Hence, Kruskal-wallis is a non-parametric test for multiple comparison test and Dunn's is a non-parametric post hoc test.

No: 2

Action: We deleted such reference "circadian clock genes" from the paragraph as suggested by reviewer.

No: 3

Action: References have been added to the text in the discussion section.

No: 4

Action: The information has been added in the discussion section.

Minor comments

No: 1

Action: Revision has been made according to reviewer suggestion.

No: 2

Action: We have changed the word “mosquitos” to “mosquitoes” throughout text accordingly.

No: 3

Action: We have italicized the word “Anopheles” throughout text accordingly.

No: 4

Action: Information has been added to the text accordingly.

No: 5

Comment: These are SD bars on the charts

No: 6

Comment: We agreed with the reviewer.

Action: Therefore we changed the sentence to “The difference in the annual incidence rate of malaria infection may also reflect mosquito abundance in different endemic areas.”

Competing Interests: No competing interests were disclosed.

The benefits of publishing with F1000Research:

- Your article is published within days, with no editorial bias
- You can publish traditional articles, null/negative results, case reports, data notes and more
- The peer review process is transparent and collaborative
- Your article is indexed in PubMed after passing peer review
- Dedicated customer support at every stage

For pre-submission enquiries, contact research@f1000.com

F1000Research