

# Exploring the Determinants of Color Perception Using #Thedress and Its Variants: The Role of Spatio-Chromatic Context, Chromatic Illumination, and Material–Light Interaction

*Perception*

2020, Vol. 49(11) 1235–1251

© The Author(s) 2020



Article reuse guidelines:

[sagepub.com/journals-permissions](https://sagepub.com/journals-permissions)

DOI: 10.1177/0301006620963808

[journals.sagepub.com/home/pec](https://journals.sagepub.com/home/pec)



**Stacey Aston<sup>\*,#</sup>**

Durham University, UK

**Kristina Denisova<sup>\*,#</sup>**

Columbia University Irving Medical Center, United States; New York State Psychiatric Institute, United States; Teachers College Columbia University, United States

**Anya Hurlbert<sup>\*,#</sup>**

Institute of Biosciences, Newcastle University, UK

**Maria Olkkonen<sup>\*,#</sup>** 

Durham University, UK; University of Helsinki, Finland

**Bradley Pearce<sup>\*</sup>**

Institute of Neuroscience, Newcastle University, UK

**Michael Rudd<sup>\*,#</sup>**

University of Nevada, United States

---

\*All authors contributed equally as first co-authors.

**Corresponding authors:**

#These authors are corresponding authors for this work (see “Authors’ Note” on page 13 for full contact details).

**Annette Werner\*<sup>#</sup>**

Max Planck Institute for Biological Cybernetics, Germany

**Bei Xiao\*<sup>#</sup>**

American University, United States

**Abstract**

The colors that people see depend not only on the surface properties of objects but also on how these properties interact with light as well as on how light reflected from objects interacts with an individual's visual system. Because individual visual systems vary, the same visual stimulus may elicit different perceptions from different individuals. #thedress phenomenon drove home this point: different individuals viewed the same image and reported it to be widely different colors: blue and black versus white and gold. This phenomenon inspired a collection of demonstrations presented at the Vision Sciences Society 2015 Meeting which showed how spatial and temporal manipulations of light spectra affect people's perceptions of material colors and illustrated the variability in individual color perception. The demonstrations also explored the effects of temporal alterations in metameric lights, including Maxwell's Spot, an entoptic phenomenon. Crucially, the demonstrations established that #thedress phenomenon occurs not only for images of the dress but also for the real dress under real light sources of different spectral composition and spatial configurations.

**Keywords**

#thedress, color perception, spatial context, chromatic illumination, color constancy, material–light interactions

Date Received: 2 March 2020; accepted: 30 August 2020

In 2015, an image of a dress (#thedress) went viral as people divided roughly into two populations, depending on how they named its colors: blue/black or white/gold. A plausible explanation proposed for this split is that individuals differ in the way their visual systems assign probabilities to different illuminations when estimating surface color (see e.g., Brainard & Hurlbert, 2015; Gegenfurtner et al., 2015; Lafer-Sousa & Conway, 2017, Wallisch, 2017; Witzel et al., 2017). Color constancy is the perceptual phenomenon by which perceived object colors remain approximately stable under changes in illumination (c.f. Hurlbert, 2007; Monge, 1789; Shepard, 2001; von Helmholtz, 1867). It is a prime illustration of how the human visual system resolves uncertainties in the incoming sensory signals to construct robust representations of object properties (Brainard & Radonjić, 2014; Foster, 2011; Hurlbert, 1998; Olkkonen & Ekroll, 2016; Smithson, 2005; Xiao, 2020). The incoming information from #thedress image is ambiguous: Cues to the physical characteristics of the illumination are sparse yet conflicting, and the dress is an unfamiliar object with an unknown surface reflectance, conferring similar likelihoods to distinct combinations of surface and illumination properties consistent with the incoming image. Furthermore,

the image chromaticities are distributed in a particular way, aligning roughly with the daylight locus, amplifying the uncertainty that chromaticity variations in the image arise from material variations in the object (e.g., Gegenfurtner et al., 2015). Quantitative empirical studies demonstrate that reported colors do not fall exclusively into binary categories when people are allowed free naming of the dress, but they do differ significantly between individuals (Aston & Hurlbert, 2017; Lafer-Sousa & Conway, 2017; Werner, 2015; Werner & Schmidt, 2016), and individual differences in reported dress colors do indeed vary with individual differences in perceived illumination colors (Aston & Hurlbert, 2017; Toscani et al., 2017; Uchikawa et al., 2017; Wallisch, 2017; Witzel et al., 2017). These results support the color constancy explanation, that is, that differences in disambiguating surface reflectance versus illumination spectrum underlie differences in #thedress color perception. People who see the dress as white/gold tend to perceive the illumination in the photo as bluer and darker, whereas people who see the dress as blue/black see the illumination as yellower and brighter. Other studies demonstrate that providing additional cues to the illumination spectrum may drive individual perceptions toward a particular naming category (Witzel et al., 2017), as do image manipulations such as illusory brightness changes (Hugrass et al., 2017), spatial filtering (Dixon & Shapiro, 2017), or spatial occlusion (Daoudi et al., 2017).

Although all such reported studies have been performed with two-dimensional images only, several unpublished public demonstrations have shown that the ambiguity of #thedress may be achieved in a real scene. When the real dress (*blue colorway*<sup>1</sup>) is illuminated simultaneously by two light sources, one blueish and one yellowish, its appearance differs from that under a single white light, and people disagree on its color. In one such demonstration<sup>2</sup>, the real dress was simultaneously lit by a diffuse blue light (chromaticity CIE  $x, y = 0.253, 0.274$ ) and a more directed yellow light (mimicking candle light; chromaticity CIE  $x, y = 0.459, 0.407$ ), both illuminations generated by tuneable multichannel LED lamps ([www.hi-led.eu](http://www.hi-led.eu) and [www.ledmotive.com](http://www.ledmotive.com)). Under these conditions, the proportions of blue/black versus white/gold perceivers were found to be similar as for the original photo (#thedress). But when free naming was allowed, the variety of dress color names increased (e.g., for a population of 847 individuals, the split was 46% blue/black, 12% white/gold, and 42% other under the ambiguous two-source lighting, vs. 86% blue/black, 2% white/gold, and 12% other, for a single-source white light<sup>3</sup>). Here, we report a series of demonstrations using real materials in three dimensions, including the real dress, presented at VSS 2015, which probe the principles underlying the individual variability of color perception under changing illumination spectra. These demonstrations illustrate that targeted manipulation of the spectral content, spatial distribution, and temporal dynamics of the illumination affects people's perception not only of object colors but also of their material properties more generally. The demonstrations also confirm, crucially, that #thedress phenomenon occurs not only for the photographic image but also for the real dress under real light sources of different light colors, and that manipulations of physical features such as the background, other contextual objects, and illumination spot size may drive changes in individual dress color percepts.

### The Setup

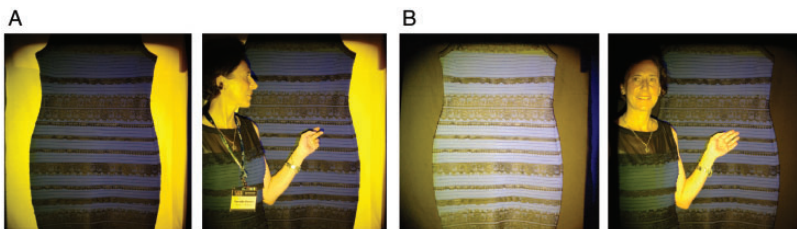
Demos were presented in a single, large room, at four different stations along three walls. The demos ran for 5 hours on the evening of May 18, 2015. Approximately 1,500 people in total attended, each individual typically spending 5 to 10 min at each station.

### Demo 1: The Real Dress Changes Color: Effects of Chromatic Context and Multiple Illuminations

To resolve image ambiguities, the human visual system must employ constraints, such as assumptions about the probability of particular environmental conditions, based on prior experience (Knill & Richards, 1996; Yuille & Kersten, 2006) and biological plausibility (Shepard, 2001; Denisova, Feldman, et al., 2016). In computational models of color constancy, one such constraint is the *single-source assumption* (Brainard et al., 2006; Hurlbert, 1998): disentangling surface reflectance from the illumination spectrum in the reflected light signal becomes more feasible if the illumination spectrum is assumed to be spatially uniform.

In real scenes, such as the one that gave rise to #thedress, there is likely to be more than one light source, of different spectra, and in different locations (e.g., shadow in the foreground, direct light from behind). Thus, the single-source assumption is violated. To achieve color constancy in such scenes, the visual system must accurately register the light field (the distribution of the illumination across the scene), using cues or priors for image segmentation (Werner, 2014), as well as for interpreting the spatial layout of the scene (Bloj et al., 1999). #thedress phenomenon suggests that in the absence of *hard* cues, different individuals use different assumptions about the scene and its illumination to resolve the ambiguity inherent in the image.

Here, we demonstrated that changes in the light field and spatio-chromatic context of the real dress altered viewers' perceptions of its colors, causing these to vary from blue/black to lavender/brown to white/gold, the same alternatives reported for #thedress image. In the first of these manipulations, we displayed a hanging version of the real dress<sup>1</sup> against either a nearly black or yellow cloth background and illuminated the scene with a mixture of two broadband chromatic lights (yellow and blue) from two slide projectors. In this set up, the dress appeared to most observers as blue/black (Figure 1A) when presented against the yellow background, whereas it was white/gold for most observers when viewed against the black background (Figure 1B). Thus, the chromatic context of the real dress strongly influenced its reported color. When quantifying this effect later under controlled lab conditions, it was found that this change affected the original blue/black viewers more strongly (i.e., inducing a larger color shift) than it did the original white/gold viewers (Werner, 2015; Werner & Schmidt, 2016). In other words, the contextual effect differed between the different perceptual groups and increased the ambiguity. Therefore, these contextual effects go beyond the previously reported importance of context for the emergence of the ambiguity (e.g., Hesslinger & Carbon, 2016; Jonauskaitė et al., 2020; Witzel et al., 2017; Witzel,



**Figure 1.** Contextual effects. The real dress (which under white light appears blue [body]/black [face]) is shown on a poster board covered with (A) yellow fabric, or (B) black fabric, in both cases illuminated by a mixture of blue and yellow light. The presence of a person in the scene affects the dress color in both conditions. Model: Annette Werner.


Note. Please refer to the online version of the article to view the figure in colour.

Poggemann et al., 2017). Other related experiments in the Werner laboratory demonstrated that the differential effect of the background color is not explained by chromatic induction alone since neither the viewing behavior of the subjects (time spent viewing the dress or the background) nor the strength of induction in general (as measured on a display in a center-surround paradigm) differed accordingly between the observers (Werner & Schmidt, 2016; Weigold, 2017).

In the second manipulation, we changed the color of the illumination specifically in one part of the scene: When the illumination on the background and outer dress portion was changed from a mixture of yellow and blue to blue only, people were pushed into seeing the remaining, fully lit part of the dress as white/gold (Figure 2). Thus, this demo showed that the dress color is influenced both by the chromaticity of the illumination and also—very strongly—by its spatial distribution, the light field. Similar effects have been reported for manipulations of the original photograph (Witzel et al., 2017).

We also demonstrated other contextual effects that had not been previously noted: Changes in the perceived dress color were evoked by introducing a real person or a white reference paper into the scene, under the same spotlight illuminating the dress. For example, Figure 1 illustrates the effect of having a real person in the scene—in this case, wearing the real dress. Against either background, the presence of a real person pointing to the dress nudges its perceived color toward blue/black. We also noted novel slow color recalibration effects, evolving on the order of several seconds, following the removal of the background anchor or the reference object from the illumination frame. To our knowledge, slow temporal adaptation to changes in lightness and color anchoring have not been previously noted, let alone systematically studied.

In summary, these effects demonstrate a strong role for the chromatic context and light field in determining the perceived color of the real dress. The contextual effects may be summarized in the framework of the color constancy explanation for #thedress phenomenon. To interpret the dress color, the visual system must simultaneously interpret the illumination, yet there are conflicting cues. The background color provides a strong cue—particularly under the gray-world assumption (Hurlbert, 1998)—and given the uncertainty over the number and type of light sources, the visual system puts particular weight on the information it conveys. Hence, changing the background color may alter the unconsciously estimated illumination color and thereby the dress color: the yellow background signals the presence of a yellow illumination, compensation for which yields a blue/black dress; also, at the same time, this background becomes the brightest surface in the scene, and thus,



**Figure 2.** Spotlight size manipulation affects perceived dress color. The real dress is displayed against a yellow cloth background. In the sequence of images from left to the right, the yellow illumination is increasingly restricted to the center of the dress, with the blue illumination falling on its outer portions. In the final, right-most image, the center of dress is illuminated by the mixture of yellow and blue light, the edges of dress illuminated by blue light only.

*Note.* Please refer to the online version of the article to view the figure in colour.

consistent with the *anchoring* rules described for lightness perception (Gilchrist, 2006; Gilchrist et al., 1999; Gilchrist & Soranzo, 2019; Rudd, 2017, 2020; Rudd & Zemach, 2005; Werner, 2015; Werner & Schmidt, 2016), becomes a strong reference cue for the illumination. Conversely, the nearly black background signals a neutral, low-intensity illumination, compensation for which yields a brighter, white/gold dress (later measurements of the same real dress under comparable illumination in the laboratory revealed that its chromaticities were in fact close to achromatic). The effects of adding a real person to the scene are most likely explained by the presence of human skin—a familiar object with known surface reflectance—providing an additional reference surface from which the illumination chromaticity may be inferred (Crichton et al., 2012). The observed ambiguity of #thedress phenomenon can be explained by individual variations in the degree to which the background is used as a reference by the different observers (Werner & Schmidt, 2016).

### Demo 2: The Real Dress: Effects of Chromatic Illuminations

Another assumption that enables solutions to the computational problem underlying color constancy is that the light source spectrum is broadband, with no gaps in power across the visible range of wavelengths (Brill, 1978; Hurlbert, 1998). Natural daylight and incandescent light satisfy this assumption; narrowband, highly chromatic illuminations do not. The latter generate ambiguous reflected light signals from surfaces, containing sparse information about surface reflectance. This demo illustrated the ambiguity arising from such atypical illuminations, the aim being not to reproduce the specific illumination conditions of #thedress, but to illustrate the challenge posed to color constancy by extreme violations of the single and broadband source assumptions.

The real dress<sup>1</sup> (*blue colorway*) was illuminated simultaneously by three tuneable four-primary LED sources (www.milight.com), spatially separated. The output of each source was varied smoothly and randomly over time, asynchronously, to produce spatially and spectrally mixed illuminations spanning multiple directions in color space. Thus, the illumination was extremely unnatural: multiple light sources, each with a highly chromatic spectrum, changing randomly over time. As the illuminations changed, so did the apparent color of the dress, demonstrating the failure of color constancy mechanisms under these conditions. Yet when we added to the scene the white/black version of the real dress (the alternative *IVORY colorway* supplied by *Roman Originals*<sup>1</sup>), kindly modeled by a fellow demonstrator, we were also able to illustrate how color constancy under these atypical illumination conditions is worse for chromatic than achromatic surfaces (Figure 3). Interestingly, for less extreme illumination conditions, constancy as measured by consistency of color naming under changing illumination is generally found to be similar for chromatic and achromatic surfaces (Olkkonen et al., 2009, 2010; Troost & de Weert, 1991).

In this demo, viewers consistently stated that the dress body of the *ivory* dress was white. In fact, the color of the *ivory* dress appeared so stable in this demo that had this been the dress chosen that day in the shop, the Internet phenomenon might never have happened. The presence of the white dress also helps to stabilize the color of the blue/black dress under extreme illumination changes: its color seems to change less when the two dresses are shown side-by-side under the same changing illumination. These results point to the explanation that the *ivory* dress, as the brightest surface in the scene, serves as an anchor, or a reference surface from which the illumination chromaticity may be estimated. This explanation fits the third possible assumption employed by the human visual system to resolve the computational problem underlying color constancy: the *brightest-is-white* assumption (Brenner & Nascimento, 2012; Hurlbert, 1998; Rudd, 2013, 2017, 2020; Rudd & Zemach, 2005). Note



**Figure 3.** A comparison of perceived color of the blue/black and the white/black dress. The blue/black and white/black dresses are illuminated by two different illuminants in the left and right panels. The color appearance of the blue/black dress varies under changing illumination (compare the dress shown on the left across both panels). In contrast, the white dress seems to vary less in color appearance under the same illumination changes (relative to the dress on the left in both panels). Most observers reported the blue/black dress as changing more in color appearance than the white/black dress. Model: Bei Xiao.  
 Note. Please refer to the online version of the article to view the figure in colour.



**Figure 4.** Illustration of relatively local color constancy effects under changing illuminants in the case of a multicolor dress. Note that the white flower (inset) remains a relatively constant color in contrast to other parts of the dress containing flowers of varying colors. Model: Kristina Denisova.  
 Note. Please refer to the online version of the article to view the figure in colour.

that a more local, but similar, white constancy effect can be observed in the case of a dress made from multicolor fabric (Figure 4).

The stability of the *ivory* dress under extreme changes in illumination supports the hypothesis that the particular surface properties of the real dress are partly responsible for #thedress phenomenon. These properties cause the image chromaticities to vary from bluish to brownish-yellow, along the daylight locus, lending plausibility to the assumption

of a bluish or yellowish daylight illumination (Gegenfurtner et al., 2015; Lafer-Sousa et al., 2015; Winkler et al., 2015). Indeed, recent work demonstrates that the particular image color distribution of #thedress, including both luminance and chromaticity components, is sufficient to elicit individual differences in perception when transferred to images with other content (Witzel & Toscani, 2020). #thedress phenomenon, and these demos, show that color constancy is not all-or-none, but depends on the particular surface reflectance and illumination spectrum combinations (see also Aston & Hurlbert, 2017; Hurlbert, 2019).

### Demo 3: Material–Light Interactions Beyond #thedress

We demonstrated how our visual system employs various cues in our environment, such as material properties, scene contexts, and fabric pigments, when inferring the surface color of objects. In this demonstration, a set of fabric swatches were placed next to the real dress<sup>1</sup> (*blue colorway*) on a mannequin. Again the three tuneable four-primary LED sources, spatially separated, provided atypical illumination, with the illumination spectrum from each source changing randomly and independently in time.

As the illumination on the fabrics changed over time, the appearance of certain fabrics changed even more dramatically than the blue/black dress (Figure 5). The changing appearance of these fabrics illustrated that the instability in surface colors under changing illuminations is not specific to the dress, but occurs for a variety of fabrics. The corduroy fabric with colored flowers changed in color appearance from bright red to black. If the viewer focused only on this particular fabric, he or she would have difficulty in recovering its color appearance when viewed under broadband light (which the viewer would consider the *real* color of the fabric). The shiny silk also changed its color appearance dramatically as the color of the light source changed. In addition, its material properties seemed also to change from plastic to metallic.



**Figure 5.** The dress and other fabrics were displayed under smoothly changing chromatic illumination. The blue/black dress appears in different colors to different people under different chromatic illuminations. Perceived color also changes dramatically for some fabrics, such as the corduroy floral and the shiny metallic swatches. The material properties of fabrics affect the colors we see under varying illumination.  
*Note.* Please refer to the online version of the article to view the figure in colour.



This demonstration shows that there is a strong interaction between illumination and material properties in influencing the color appearance—and color constancy—of fabrics. Note that while the color of fabrics has been studied from the physics perspective (e.g., Allen & Goldfinger, 1972), this subject is a completely understudied area from the perception perspective. The physics of how light interacts with fabrics is complex, involving processes of absorption, subsurface scattering, transmission, and reflectance; these processes all depend on the spectrum of the illumination (Zhao et al., 2011). The interaction of material with light depends on the material properties of the fabric, such as the *looseness* of the knit (i.e., how densely the fibers are woven together) and the specific constitution of the fibers (e.g., natural wool fibers or polyester fibers; Zhao et al., 2012). However, how the material properties of fabrics are perceived might affect how their color is perceived, and vice versa (Xiao et al., 2016). A recent study examined the relationship between material perception and perceived mode of color appearance (Kuriki, 2015). Using either matte gray objects or objects with fabric textures, Kuriki found that luminosity (mode) could be strongly affected by the material percept. Another recent study, on the other hand, showed that both surface glossiness and surface diffuse reflectance influenced whether the surface would be categorized as *gold* or *silver*, which indicates that humans do not always discount surface gloss to identify colors but can utilize this information to categorize surface colors (Okazawa et al., 2011). However, our demo shows that more work is needed to investigate the relationship between material perception and color perception with complex materials such as fabrics.


In this demo, we found perceptual ambiguity not only in color perception but also in material perception under varying lighting conditions. The color changes co-occurred with changing material appearance. #thedress phenomenon opens new doors for studying material perception under real lighting and for understanding individual differences. It is possible that material categorization affects material perception. For example, the particular combination of surface glossiness and the color appearance of the lace probably contributed to its color categorization and metallic appearance.

#### **Demo 4: Magical Metamers Light Show**

A spectrally nonselective surface—that is, one that reflects equally all wavelengths in the visible spectrum and appears *white*—will perfectly reflect the incident illumination (neglecting geometrical and scene configuration effects). Thus, the illumination chromaticity may be estimated directly from the chromaticity of white surfaces. This notion underpins *white-balancing* methods used to calibrate digital cameras (e.g., Akkaynak et al., 2014) and combined with the *brightest-is-white* assumption (Brenner & Nascimento, 2012; Hurlbert, 1998; Rudd, 2013, 2017, 2020; Rudd & Zemach, 2005) provides a method for estimating the illumination chromaticity when there is no *a priori* identification of a perfectly spectrally nonselective surface. The varieties of colors seen in #thedress phenomenon may arise from different people *white-balancing* to different parts of the image, and thereby estimating and correcting for different illumination chromaticities.

In the Magical Metamers Light Show, we showed that white-balancing is not a failsafe mechanism for color constancy, using contemporary lighting technology that challenges the human visual system's assumptions about typically occurring illuminations.

A white tile and a large *Mondrian* print were pinned to a black display board and illuminated by a single tuneable multichannel LED luminaire (www.hi-led.eu and www.led-motive.com; Figure 6). The luminaire is able to produce, under real-time computer control, illumination of almost any desired spectra—from daylight, to candlelight, to fluorescent light.

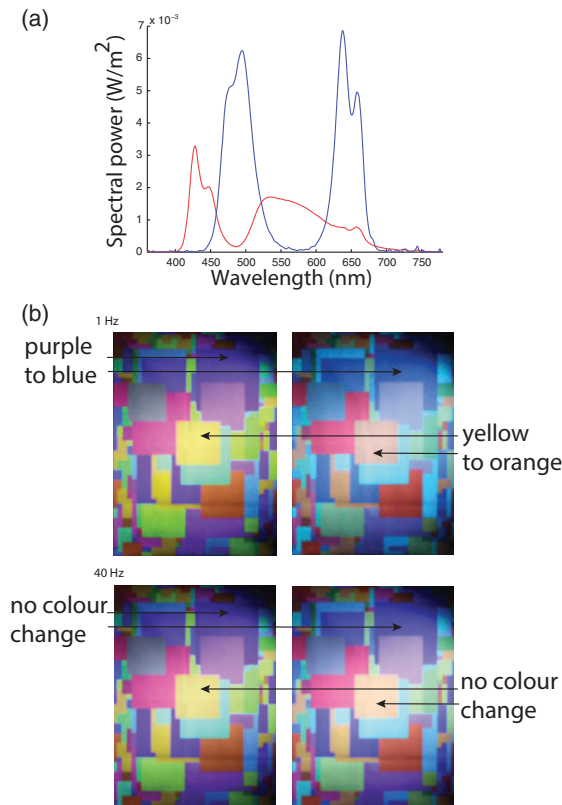


**Figure 6.** Illustration of the magical metamers setup. Experimenters: Stacey Aston, Brad Pearce, and Anya Hurlbert.

*Note.* Please refer to the online version of the article to view the figure in colour.

The Mondrian and tile were illuminated by two distinct light spectra, produced in temporal alternation at about 1 Hz by the single luminaire. The two light spectra were metamers, calculated to elicit the same triplet of responses from the three cone types (L, M, and S) according to the CIE (2006) two-degree color matching functions (Figure 7). So the white tile appeared not to change color; it remained white throughout. The surfaces in the Mondrian, however, radically changed color under the two metameric illuminations (Supplemental Video 1). Orange changed to yellow; blue changed to lilac (Figure 7, top panel). Because the Mondrian surfaces do not reflect equally across the spectrum, as the white tile does, they reflect the two different spectra of metameric lights differently. The human visual system interprets these changes in the reflected light as a change in the actual surfaces of the Mondrian, because such changes in reflected light are rare in nature. *White-balancing* fails because the two lights appear the same when reflected from the white tile. The lights stay the same color, but the surface colors change: a rare failure of color constancy.

When the exchange rate of the two metameric lights is increased to 40 Hz, the surface colors no longer appear to change, but instead there is a visible light flicker (Figure 7 bottom panel; Supplemental Video 1). The human visual system seems to switch to a mode of perceiving an illumination change instead of a surface color change, merely through an increase in the rate of illumination change. This phenomenon, of the temporal frequency dependence of surface versus illumination change perception, differs from the chromatic fusion observed in the traditional heterochromatic flicker photometry (HFP) paradigm (Lennie et al., 1993) in key ways: (a) above the critical chromatic fusion frequency, the HFP stimulus is perceived as unitary, whereas here it is binary, dividing into percepts of a physical surface *beneath* a distinct illumination; (b) unlike the traditional HFP stimulus, here the stimulus does not merge into a single hue with flickering intensity but retains its complexity of multiple, differently colored surfaces; and (c) the illumination over the whole scene appears to remain spatially uniform, contrary to what would be predicted if each surface patch behaved like a distinct HFP stimulus. The phenomenon is currently under further investigation in the Hurlbert laboratory.



**Figure 7.** White-Balancing and the role of exchange rate of illumination. At relatively slow alternations (1 Hz) (B, upper) between the two illuminations whose spectra are shown in Panel A, observers perceive a change in tiles, in particular, the yellow center tile. At faster exchange rates (B, lower), this percept no longer occurs; instead of a specific tile switch, a flicker over the entire panel can be seen.

*Note.* Please refer to the online version of the article to view the figure in colour.

This demonstration shows that estimating the illumination chromaticity from a white surface does not reliably achieve color constancy; surface colors may radically differ even for the same estimated illumination chromaticity. Again, as does #thedress, this phenomenon illustrates that color constancy depends on multiple mechanisms, which may yield different results depending on the particular materials and illumination spectra involved. Different individuals may also weight the contributing mechanisms differently, depending on their previous experiences and prior expectations, leading to #thedress-type debates.

#### *Demo 4.1: See Your Very Own Maxwell's Spot*

The temporal alternation between two metameric lights (Figure 7A) provided an added bonus: attendees were able to see their own *Maxwell's spot* (Maxwell, 1856/1857; Flom & Weymouth, 1961). Viewers were asked to fixate on the white tile. As the light changed between the two metamers, the tile stayed the same in color, as it reflected the two spectra faithfully. Yet a large spot of color was visible in the center of each viewer's vision, alternating between pink and green. This entoptic phenomenon, Maxwell's spot, is caused by the macular pigment differentially absorbing more short-wavelength (blue) light than the other

retinal layers surrounding the fovea, resulting in the macular cones receiving different input in comparison with the surrounding cones, when all are stimulated by the same uniform field of light. Thus, the two lights will differ in the degree of metamerism they achieve in the unfiltered peripheral versus macular-pigment-filtered foveal cones, and therefore, in the degree of change they elicit in the cone response. The change in color of the central spot is therefore formed by the change in contrast between center and peripheral stimulation.

## Conclusions and Implications

The demos presented at the 2015 Vision Sciences Society Dress Pavilion illustrate using real materials and lights that how #thedress is perceived depends on the illumination impinging on the dress as well as its spatio-chromatic context. This provides support for the hypothesis that the different perceptions of the dress depend on different interpretations of the illumination, within a color constancy framework in which the visual system adopts particular assumptions to resolve ambiguities due to uncertain image information (e.g., Chetverikov & Ivanchei, 2016; Lafer-Sousa et al., 2015; Toscani et al., 2017; Wallisch, 2017; Werner, 2015; Werner & Schmidt, 2016; Witzel et al., 2017). Our demos extend this observation to other fabrics as well, paving the way for the study of the perception of real materials under real illuminant changes.

We show with the original blue/black dress that changing the background of the dress from black to yellow, or the light illuminating the dress from bluish to yellowish, has a dramatic effect on the appearance of the dress. This effect is complementary to the original #thedress phenomenon in which different individuals experience different percepts when observing the *same* image of the dress, owing to the ambiguity of the image with respect to the underlying scene and its illumination. In our Demo 1, the same observer experienced different percepts when observing the real dress in different visual scenes, containing different reference cues. Interestingly, having an unambiguous reference, that is, an unambiguous background or familiar object, seemed to stabilize the perception of the dress color—the *overexposed* dress under the bright spotlight looks more blue/black when skin is visible in the scene. This effect provides tentative evidence for the effect of anchoring to a familiar color (Brenner & Nascimento, 2012). Our other demos showed conflicting evidence for anchoring: on one hand, the *ivory* dress seemed to remain much more perceptually stable under extreme changes in illumination compared to the blue/black dress, while on the other hand, having it nearby did not make the blue/black dress substantially more perceptually stable. The substantial difference in the illumination conditions in the two cases (Demo 1 vs. Demo 2) may partially account for this conflict. The Magical Metamers demonstration further showed the limits of the anchoring account; although there were white surfaces in the scene, they did not counteract the effect of changing illumination on the color appearance of chromatic surfaces, which seemed to change color at particular frequencies of illumination change. Understanding how the visual (and more broadly, perceptual) system balances and combines weak, conflicting, or incomplete types of information to maintain stable representations of the environment is critical for understanding not only color but also other perceptual attributes. Understanding the interactions of bottom-up sensory processing with prior knowledge, and whether and how such priors are represented neurally, is also critical to understanding neurodevelopmental disorders, such as autism spectrum disorder, in which these interactions develop atypically (Denisova, 2019; Denisova, Zhao, et al., 2016).

Taken together, our demonstrations offer both support and rebuttal to theories and models of color constancy developed to explain the perception of color in simpler scenes.

These demos, while not performed in controlled laboratory conditions, highlight the need to study color constancy for complex surfaces and illuminants, while broadening focus from diffuse reflectance to other properties of surface materials. Although there is little research on color constancy with real (or realistically rendered) polychromatic surfaces or surface textures, other studies indicate that naturalistic textures and shapes influence color perception of objects (Olkkonen et al., 2008; Vurro et al., 2013). The interactions between material and color perception illustrated by our demonstrations provide further motivation for probing the rich interactions between intrinsic and extrinsic factors that contribute to the diversity of individual perceptual inference and experience.

### **Authors' note**

Stacey Aston is currently affiliated with the Department of Psychology, Durham University, Durham, DH1 3LE, UK.

Correspondence may be addressed to the following authors:

Stacey Aston, Department of Psychology, Durham University, Durham, DH1 3LE, UK.

Email: [stacey.j.aston@durham.ac.uk](mailto:stacey.j.aston@durham.ac.uk)

Kristina Denisova, Sackler Institute for Developmental Psychobiology and Department of Psychiatry, Columbia University College of Physicians and Surgeons, New York, NY 10032, USA; Division of Developmental Neuroscience, New York State Psychiatric Institute, New York, NY 10032, USA; Biobehavioral Sciences Department, Teachers College, Columbia University, New York, NY 10027, USA.

Email: [kd2401@tc.columbia.edu](mailto:kd2401@tc.columbia.edu)

Anya Hurlbert, Neuroscience, Institute of Biosciences, Newcastle University, Newcastle upon Tyne, NE2 4HH, UK.

Email: [anya.hurlbert@newcastle.ac.uk](mailto:anya.hurlbert@newcastle.ac.uk)

Maria Olkkonen, Department of Psychology, Durham University, Durham, DH1 3LE, UK; Department of Psychology and Logopedics, Faculty of Medicine, University of Helsinki, 00014 University of Helsinki, Finland.

Email: [maria.olkkonen@helsinki.fi](mailto:maria.olkkonen@helsinki.fi)

Michael Rudd, Department of Psychology and Center for Integrative Neuroscience, University of Nevada, Reno, NV 89557, USA.

Email: [mrudd@unr.edu](mailto:mrudd@unr.edu)

Annette Werner, Department for Physiology of Cognitive Processes, Max-Planck-Institute for Biological Cybernetics, D-72076, Tübingen, Germany.

Email: [annette.werner@mpg.tuebingen.de](mailto:annette.werner@mpg.tuebingen.de)

Bei Xiao, Department of Computer Science, American University, Washington, DC 20016, USA.

Email: [bxiao@american.edu](mailto:bxiao@american.edu)

### **Author Contributions**

M. R. conceived the idea for the Dress Demo Pavilion at VSS 2015. K. D. wrote the first manuscript draft, which was subsequently revised by A. H., B. X., M. O., M. R., K. D., and A. W. K. D. generated Figures 1 to 5 and 7 using CS6 editing tools. M. O. captured all photographs appearing in Figures 1 to 3 and 5 to 7 and recorded the video.

Key materials and equipment for the Pavilion were provided: Demo 1: A. W.; Demo 2: A. H.; Demo 3: B. X. and A. H.; Demo 4: A. H. Demos: 3, 4, and 4.1 were set up and produced by B. P., S. A., and A. H.

Our demos were conceived and produced by the following: Demo 1: A. W., M. R., M. O.; Demo 2: S. A., B. P., A. H., K. D., B. X.; Demo 3: B. X., K. D., M. O., S. A., B. P., A. H.; Demo 4: B. P., S. A., A. H.; Demo 4.1: B. P., S. A., and A. H.

### Acknowledgements

The authors sincerely thank our fellow world citizens for enthusiastically reporting their observations about the dress on social media platforms in 2015. Their differing opinions about the *real* color of the dress attest to the many powerful ways of how citizens can contribute to science and continue to drive important scientific investigations into the subjective nature of how our visual and visual-sensory information. The authors also thank the organizers of VSS 2015 for their support and for providing space for our event.

### Declaration of Conflicting Interests

The author(s) declared no potential conflicts of interest with respect to the research, authorship, and/or publication of this article.

### Funding

The author(s) disclosed receipt of the following financial support for the research, authorship, and/or publication of this article: Research in Dr. Kristina Denisova's laboratory is supported by funding from the Sackler Award in Developmental Psychobiology, the Simons Foundation Autism Research Initiative Pilot Award 614242, and the US National Institutes of Mental Health under Award Number R01MH121605. The content is solely the responsibility of the authors and does not necessarily represent the official views of the National Institutes of Health. Work in Professor Anya Hurlbert's laboratory is supported by The Wellcome Trust (102562/Z/13/Z), the EC (grants 765121 and 619912). Work in Dr. Maria Olkkonen's laboratory is supported by the Academy of Finland (319404). Dr. Michael Rudd is supported by NIH COBRE grant P20GM103650. Work in Dr. Bei Xiao's laboratory is supported with start-up junior faculty funds from American University. Work in Dr. Annette Werner's laboratory is supported by the German government.

### Notes

1. The dress was made by Roman Originals©; PLC Registered office: Unit 1, Vantage Point, 5 Wingfoot Close, Birmingham, B24 9JH.
2. This demonstration was run as a mass experiment in the "Some Like Dark" show that ran during the Wellcome Collection's "On Light" weekend, May 1–4, 2015 (produced by Hurlbert, Pearce, and Aston, Newcastle University). It was also shown in BBC4's programme, "Colour: The Spectrum of Science," Episode 3, Beyond the Rainbow. <https://www.bbc.co.uk/programmes/b06pm7t8>, November 2015.
3. Unpublished data, collected during the Wellcome Collection's "On Light" weekend, May 1–4, 2015 (Hurlbert, Pearce, and Aston, Newcastle University). See also Hurlbert et al. (2015).

### ORCID iD

Maria Olkkonen  <https://orcid.org/0000-0001-7962-2256>

### Supplemental Material

Supplemental material for this article is available online.

## References

- Akkaynak, D., Treibitz, T., Xiao, B., Gürkan, U. A., Allen, J. J., Demirci, U., & Hanlon, R. T. (2014). Use of commercial off-the-shelf digital cameras for scientific data acquisition and scene-specific color calibration. *Journal of the Optical Society of America A*, *31*, 312. <https://doi.org/10.1364/josaa.31.000312>
- Allen, E. H., & Goldfinger, G. (1972). The color of absorbing scattering substrates. I. The color of fabrics. *Journal of Applied Polymer Science*, *16*, 2973–2982.
- Aston, S., & Hurlbert, A. (2017). What #theDress reveals about the role of illumination priors in color perception and color constancy. *Journal of Vision*, *17*, 1–18. <https://doi.org/10.1167/17.9.4>
- Bloj, M. G., Kersten, D., & Hurlbert, A. C. (1999). Perception of three-dimensional shape influences colour perception through mutual illumination. *Nature*, *402*, 877–879.
- Brainard, D. H., & Hurlbert, A. C. (2015). Colour vision: Understanding #TheDress. *Current Biology*, *25*, R551–R554.
- Brainard, D. H., Longère, P., Delahunt, P. B., Freeman, W. T., Kraft, J. M., & Xiao, B. (2006). Bayesian model of human color constancy. *Journal of Vision*, *6*, 1267–1281.
- Brainard, D. H., & Radonjić, A. (2014). Color constancy. *The New Visual Neurosciences*, *1*, 545–556.
- Brenner, E., & Nascimento, S. M. C. (2012). Judgments about the intensity of the illumination are influenced by the association between colour and luminance in the scene. *6th European Conference on Colour in Graphics, Imaging, and Vision, 2012*, 321–324.
- Brill, M. H. (1978). A device performing illuminant-invariant assessment of chromatic relations. *Journal of Theoretical Biology*, *71*, 473–478. [https://doi.org/10.1016/0022-5193\(78\)90175-3](https://doi.org/10.1016/0022-5193(78)90175-3)
- Chetverikov, A., & Ivanchei, I. (2016). Seeing “the Dress” in the right light: Perceived colors and inferred light sources. *Perception*, *45*, 910–930.
- Crichton, S., Pichat, J., Mackiewicz, M., Tian, G., & Hurlbert, A. C. (2012). Skin chromaticity gamuts for illumination recovery. In *Conference on color in graphics, imaging, and vision* (Vol. 2012, No. 1, pp. 266–271). Society for Imaging Science and Technology.
- Daoudi, L. D., Kunchulia, M., & Herzog, M. H. (2017). The role of one-shot learning in #TheDress. *Journal of Vision*, *17*, 1–7. <https://doi.org/10.1167/17.3.15>.doi
- Denisova, K. (2019). Neurobiology, not artifacts: Challenges and guidelines for imaging the high risk infant. *NeuroImage*, *185*, 624–640.
- Denisova, K., Feldman, J., Su, X., & Singh, M. (2016). Investigating shape representation using sensitivity to part- and axis-based transformations. *Vision Research*, *126*, 347–361.
- Denisova, K., Zhao, G., Wang, Z., Goh, S., Huo, Y., & Peterson, B. S. (2016). Cortical interactions during the resolution of information processing demands in autism spectrum disorders. *Brain and Behavior*, *7*, e00596.
- Dixon, E. L., & Shapiro, A. G. (2017). Spatial filtering, color constancy, and the color-changing dress. *Journal of Vision*, *17*, 1–20. <https://doi.org/10.1167/17.3>
- Flom, M. C. and Weymouth, F. W. (1961). Centricity of Maxwell's spot in strabismus and amblyopia. *Archives of Ophthalmology*, *66*, 260–268.
- Foster, D. H. (2011). Color constancy. *Vision Research*, *51*, 674–700. <https://doi.org/10.1016/j.visres.2010.09.006>
- Gegenfurtner, K. R., Bloj, M., & Toscani, M. (2015). The many colours of the “dress”. *Current Biology*, *25*, R1–R2. <https://doi.org/10.1016/j.cub.2015.04.043>
- Gilchrist, A. (2006). *Seeing black and white*. Oxford University Press.
- Gilchrist, A., Kossyfidis, C., Bonato, F., Agostini, T., Cataliotti, J., Li, X., Spehar, B., Annan, V., & Economou, E. (1999). An anchoring theory of lightness perception. *Psychological Review*, *106*, 795–834.
- Gilchrist, A., & Soranzo, A. (2019). What is the relationship between lightness and perceived illumination. *Journal of Experimental Psychology: Human Perception and Performance*, *45*, 1470–1483. <https://doi.org/10.1037/xhp0000675>
- Hesslinger, V. M., & Carbon, C. C. (2016). #TheDress: The role of illumination information and individual differences in the psychophysics of perceiving white-blue ambiguities. *i-Perception*, *7*, 2041669516645592.

- Hugrass, L., Slavikova, J., Horvat, M., Musawi, A., Al., & Crewther, D. (2017). Temporal brightness illusion changes color perception of “the dress”. *Journal of Vision*, *17*, 1–7. <https://doi.org/10.1167/17.5.6>
- Hurlbert, A. C. (1998). Computational models of color constancy. In V. Walsh & J. J. Kulikowski (Eds.), *Perceptual constancy: Why things look as they do* (pp. 283–322). Cambridge University Press.
- Hurlbert, A. C. (2007). Quick guide: Colour constancy. *Current Biology*, *17*, R906–R907.
- Hurlbert, A. C. (2019). Challenges to color constancy in a contemporary light. *Current Opinion in Behavioral Sciences*, *30*, 186–193. <https://doi.org/10.1016/j.cobeha.2019.10.004>
- Hurlbert, A., Aston, S., Bradley, P., & Noonan, M. (2015). “The dress” phenomenon: Peculiar to the photograph, or present for the real dress? *Perception*, *44*, 119–120.
- Jonauskaitė, D., Dael, N., Parraga, C. A., Chèvre, L., Sánchez, A. G., & Mohr, C. (2020). Stripping #The Dress: the importance of contextual information on inter-individual differences in colour perception. *Psychological Research*, *84*, 851–865.
- Knill, D. C., & Richards, W. (1996). *Perception as Bayesian inference*. Cambridge University Press.
- Kuriki, I. (2015). Effect of material perception on mode of color appearance. *Journal of Vision*, *15*, 1–13. <https://doi.org/10.1167/15.8.4>
- Lafer-Sousa, R., & Conway, B. R. (2017). #TheDress: Categorical perception of an ambiguous color image. *Journal of Vision*, *17*, 1–30. <https://doi.org/10.1167/17.12.25>
- Lafer-Sousa, R., Hermann, K. L., & Conway, B. R. (2015). Striking individual differences in color perception uncovered by ‘the dress’ photograph. *Current Biology*, *25*, R545–R546.
- Lennie, P., Pokorny, J., & Smith, V. C. (1993). Luminance. *Journal of Optical Society of America A*, *10*, 1283–1293.
- Maxwell, J. C. (1856). On the unequal sensibility of the *Foramen Centrale* to lights of different colours. (Abstract). *The Atheneum*, *1505*, 1093.
- Maxwell, J. C. (1857) On the unequal sensibility of the *Foramen Centrale* to lights of different colours (Abstract). In J Murray (Ed), *Report of the Twenty-Sixth Meeting of the British Association for the Advancement of Science*. London: Taylor & Francis, p. 12.
- Monge, G. (1789). Mémoire sur quelques phénomènes de la vision [Thesis on some phenomena of vision]. *Annales de Chimie*, *3*, 131–147.
- Okazawa, G., Koida, K., & Komatsu, H. (2011). Categorical properties of the color term “GOLD”. *Journal of Vision*, *11*, 1–19. <https://doi.org/10.1167/11.8.4>
- Olkkonen, M., & Ekroll, V. (2016). Color constancy and contextual effects on color appearance. In J. Kremers, R. C. Baraas, & N. J. Marshall (Eds.), *Human color vision* (pp. 159–188). Springer. [https://doi.org/10.1007/978-3-319-44978-4\\_6](https://doi.org/10.1007/978-3-319-44978-4_6)
- Olkkonen, M., Hansen, T., & Gegenfurtner, K. R. (2008). Color appearance of familiar objects: Effects of object shape, texture, and illumination changes. *Journal of Vision*, *8*, 1–16. <http://www.journalofvision.org/content/8.5.13>; <https://doi.org/10.1167/8.5.13>
- Olkkonen, M., Hansen, T., & Gegenfurtner, K. R. (2009). Categorical color constancy for simulated surfaces. *Journal of Vision*, *9*, 6.1–6.18. <https://doi.org/10.1167/9.12.6>
- Olkkonen, M., Witzel, C., Hansen, T., & Gegenfurtner, K. R. (2010). Categorical color constancy for real surfaces. *Journal of Vision*, *10*, 9.1–9.22. <https://doi.org/10.1167/10.9.16>
- Rudd, M. E. (2013). Edge integration in achromatic color perception and the lightness-darkness asymmetry. *Journal of Vision*, *13*, 18. <https://doi.org/10.1167/13.14.18>
- Rudd, M. E. (2017). Lightness computation by the human visual system. *Journal of Electronic Imaging*, *26*, 031209. <https://doi.org/10.1117/1.JEI.26.3.031209>
- Rudd, M. E. (2020). Neurocomputational lightness model explains the appearance of real surfaces viewed under Gelb illumination. *Journal of Perceptual Imaging*, *3*, 10502-1-10502-16(16). <https://doi.org/10.2352/J.Percept.2020.3.1.010502>
- Rudd, M. E., & Zemach, I. K. (2005). The highest luminance rule in achromatic color perception: Some counterexamples and an alternative theory. *Journal of Vision*, *5*, 983–1003.
- Shepard, R. N. (2001). Perceptual-cognitive universals as reflections of the world. *The Behavioral and Brain Sciences*, *24*, 581–601; discussion 652–671.



- Smithson, H. E. (2005). Sensory, computational and cognitive components of human colour constancy. *Philosophical Transactions of the Royal Society of London. Series B, Biological Sciences*, 360, 1329–1346. <https://doi.org/10.1098/rstb.2005.1633>
- Toscani, M., Gegenfurtner, K. R., & Doerschner, K. (2017). Differences in illumination estimation in #thedress. *Journal of Vision*, 17, 1–14.
- Troost, J. M., & de Weert, C. M. (1991). Naming versus matching in color constancy. *Perception & Psychophysics*, 50, 591–602.
- Uchikawa, K., Morimoto, T., & Matsumoto, T. (2017). Understanding individual differences in color appearance of “#TheDress” based on the optimal color hypothesis. *Journal of Vision*, 17, 1–14. <https://doi.org/10.1167/17.8.10>
- von Helmholtz, H. (1867). *Handbuch der Physiologischen Optik [Manual of physiological optics]*. Leipzig: Leopold Voss.
- Vurro, M., Ling, Y., & Hurlbert, A. C. (2013). Memory color of natural familiar objects: Effects of surface texture and 3-D shape. *Journal of Vision*, 13, 1–20. <http://www.journalofvision.org/content/13/7/20>, doi:10.1167/13.7.20
- Wallisch, P. (2017). Illumination assumptions account for individual differences in the perceptual interpretation of a profoundly ambiguous stimulus in the color domain: “The dress”. *Journal of Vision*, 17, 1–14. <http://doi.org/10.1167/17.4.5>
- Weigold, M. (2017). *Interindividuelle Variabilität bei chromatischer Induktion unter besonderer Berücksichtigung des Phänomens #thedress (Interindividual variability of chromatic induction with particular consideration of the phenomenon #thedress)*. Bachelor thesis, Eberhard-Karls University of Tübingen.
- Werner, A. (2014). Spatial and temporal aspects of chromatic adaptation and their functional significance for colour constancy. *Vision Research*, 104, 80–89.
- Werner, A. (2015). Does colour constancy exist? Yes and No. *Perception*, 44, 3T2B004. <http://doi.org/10.1177/0301006615598674>
- Werner, A., & Schmidt, A. (2016). The #Dress phenomenon: An empirical investigation into the role of the background. *Journal of Vision*, 16, 742. <http://doi.org/10.1167/16.12.742>
- Winkler, A. D., Spillmann, L., Werner, J. S., & Webster, M. A. (2015). Asymmetries in blue–yellow color perception and in the color of ‘the dress’. *Current Biology*, 25, R547–R548. <https://doi.org/10.1016/j.cub.2015.05.004>
- Witzel, C., Poggemann, S., Jakob, A., et al Gegenfurtner, K. R., & Toscani, M. (2017). Which image characteristics yield striking individual differences in perceived colour? In *40th European Conference on Visual Perception (ECVP)*, Berlin, Germany.
- Witzel, C., Racey, C., & O’Regan, J. K. (2017). The most reasonable explanation of “the dress”: Implicit assumptions about illumination. *Journal of Vision*, 17, 1.
- Witzel, C., & Toscani, M. (2020). How to make a #theDress. *Journal of Optical Society of America A*, 37, A202–211. <https://doi.org/10.1364/JOSAA.381311>
- Xiao, B. (2020). Color constancy. In R. Shamey (Ed.), *Encyclopedia of color science and technology*. Springer. [https://doi.org/10.1007/978-3-642-27851-8\\_266-2](https://doi.org/10.1007/978-3-642-27851-8_266-2)
- Xiao, B., Bi, W., Jia, X., Wei, H., & Adelson, E. H. (2016). Can you see what you feel? Color and folding properties affect visual-tactile material discrimination of fabrics. *Journal of Vision*, 16, 34.
- Yuille, A., & Kersten, D. (2006). Vision as Bayesian inference: Analysis by synthesis? *Trends in Cognitive Sciences*, 10, 301–308. <https://doi.org/10.1016/j.tics.2006.05.002>
- Zhao, S., Jakob, W., Marschner, S., & Bala, K. (2011). Building volumetric appearance models of fabric using micro CT imaging. *ACM Transactions on Graphics (TOG)*, 30, 1–10.
- Zhao, S., Jakob, W., Marschner, S., & Bala, K. (2012). Structure-aware synthesis for predictive woven fabric appearance. *ACM Transactions on Graphics (TOG)*, 31, 75.