




Since January 2020 Elsevier has created a COVID-19 resource centre with free information in English and Mandarin on the novel coronavirus COVID-19. The COVID-19 resource centre is hosted on Elsevier Connect, the company's public news and information website.

Elsevier hereby grants permission to make all its COVID-19-related research that is available on the COVID-19 resource centre - including this research content - immediately available in PubMed Central and other publicly funded repositories, such as the WHO COVID database with rights for unrestricted research re-use and analyses in any form or by any means with acknowledgement of the original source. These permissions are granted for free by Elsevier for as long as the COVID-19 resource centre remains active.



COVID-19 and its impact on education, social life and mental health of students: A survey

Kunal Chaturvedi, Dinesh Kumar Vishwakarma^{*}, Nidhi Singh

Biometric Research Laboratory, Department of Information Technology, Delhi Technological University, Bawana Road, Delhi 110042, India

ARTICLE INFO

Keywords:

Children and Youth
Covid-19
Impact
Online education
Mental health
Students

ABSTRACT

The outbreak of COVID-19 affected the lives of all sections of society as people were asked to self-quarantine in their homes to prevent the spread of the virus. The lockdown had serious implications on mental health, resulting in psychological problems including frustration, stress, and depression. In order to explore the impacts of this pandemic on the lives of students, we conducted a survey of a total of 1182 individuals of different age groups from various educational institutes in Delhi - National Capital Region (NCR), India. The article identified the following as the impact of COVID-19 on the students of different age groups: time spent on online classes and self-study, medium used for learning, sleeping habits, daily fitness routine, and the subsequent effects on weight, social life, and mental health. Moreover, our research found that in order to deal with stress and anxiety, participants adopted different coping mechanisms and also sought help from their near ones. Further, the research examined the student's engagement on social media platforms among different age categories. This study suggests that public authorities should take all the necessary measures to enhance the learning experience by mitigating the negative impacts caused due to the COVID-19 outbreak.

1. Introduction

The emergence of Corona Virus disease (COVID-19) has led the world to an unprecedented public health crisis. Emergency protocols were implemented in India to control the spread of the virus which resulted in restrictions on all non-essential public movements (Saha et al. 2020). With the closure of educational institutions, the need for a rapid transition from physical learning to the digital sphere of learning emerged (Kapasia et al. 2020). Online learning has been observed as a possible alternative to conventional learning (Adnan and Anwar 2020). However, according to a meta-analysis on e-learning (Cook 2009), it is reported that online learning is better than nothing and similar to conventional learning. To improve the e-learning experience, the education institutions are required to comply with the guidelines and recommendations by government agencies, while keeping students encouraged to continue learning remotely in this tough environment (Aucejo et al. 2020). Bao (2020) addresses five high-impact guidelines for the efficient conduct of online education.

This rapid evolution at such a large scale has influenced the students of all age groups (Hasan and Bao 2020). It is expected that the continued spread of the disease, travel restrictions and the closure of educational

institutions across the country would have a significant effect on the education, social life, and mental health of students (Odrizola-gonzález et al. 2020). The students from the less privileged backgrounds have experienced larger negative impacts due to the Covid-19 outbreak (Aucejo et al. 2020). Reduction in family income, limited access to digital resources, and the high cost of internet connectivity have disrupted the academic life of the students. Moreover, 1.5 billion students across the world are now deprived of basic education (Lee 2020) leading to a serious psychological impact on their health. Moreover, changes in daily routine including lack of outdoor activity, disturbed sleeping patterns, social distancing have affected the mental well-being of the students. (Cao et al. 2020) uses 7-item Generalized Anxiety Disorder Scale (GAD-7) as a diagnostic tool for the assessment of anxiety disorders, panic disorders, and social phobia. Further, (Ye et al. 2020) analyses mediating roles of resilience, coping, and social support to deal with psychological symptoms.

In this paper, we investigated and analyzed the potential consequences of the COVID-19 pandemic on the life of students. Our research shows that there is a wide gap between the government's policy aspirations and the implementation of these online education policies at the grassroots level. Moreover, our study attempts to assess the mental

^{*} Corresponding author.

E-mail address: dinesh@dtu.ac.in (D.K. Vishwakarma).

situation of students of different age groups using different parameters including sleeping habits, daily fitness routine, and social support. Further, we analyse different coping mechanisms used by students to deal with the current situation.

2. Objective and methods

A 19-set questionnaire was developed, which included a variety of multiple-choice questions, Likert scale and for a few questions, the respondents were allowed to enter free texts. The survey was administered using the Google Forms platform, which requires subjects to be logged in to an e-mail account to participate in the survey, it restricted multiple entries from an individual account. The distribution of the questionnaire was conducted through the outreach of social media platforms, e-mail, and standard messaging services. Clear instructions with the google form were provided to ensure the respondent must be a student.

2.1. Study design

A web-based survey was conducted to students through the medium of Google online platforms from July 13 to July 17, 2020. The online survey questionnaire contained four subgroups:

- Participants were asked to describe their general demographics, such as age, the region of residence.
- Information about the daily online learning routine following the transition from offline learning in educational institutions in India: average time spent for online study (hours) /day; medium for online study; average time spent for self-study (hours)/day.
- Assessment of the experience of online learning to evaluate the levels of satisfaction among students.
- Assessment of health due to the change in lifestyle: average time spent on sleep (hours)/day; change in weight; average time spent on fitness (hours)/day; the number of meals/days; also, we considered further questions about the medium of stress busters during the pandemic, cohesion with family members, etc.

The aim of this survey study is to investigate the impact of the COVID-19 pandemic on the education, health, and lifestyle of students from different age-groups.

2.2. Statistical analysis

In this study, we conducted a cross-sectional survey with a sample size of 1182 students from different educational institutions. A summary of demographic details in the form of numbers and percentages is provided. Mean at 95% Confidence Interval limit was calculated for learning hours for online classes and self-study, duration of sleep, time spent on fitness and sleep. Kruskal Wallis test, a non-parametric test was used to assess the significant difference in the time spent on the aforementioned activities among different age distributions. Fisher's exact test was performed to assess the differences between respondent's health with the variables of interest. In order to analyse the association between age categories and different variables such as change in weight, health issues faced, stress busters, etc, the Pearson Chi Square test was used. JMP Version 15.2.1 from SAS was used for analysis. A statistically significant value of $P < 0.05$ was considered.

2.3. Ethical consideration

The following survey was done in a properly informed set up and consent from the individuals was taken for the participation. No individual was forced against their will and no identifying information was collected.

3. Results

3.1. Participants characteristics

A total of 1182 subjects from different educational institutions including schools, colleges, and universities in the Delhi-National Capital Region (NCR) participated in the online questionnaire. The demographic detail of the participants is shown in Table 1. The mean age is 20.16 years (95% confidence interval (CI), 19.8–20.4) (range, 7–59). The age of the participants was normally distributed ('7–17' year old, 303; '18–22' year old, 694; '23–59' year old, 185). 728 (61.62%) of the respondents lived in Delhi-NCR and the rest were living outside of Delhi-NCR during the period of the pandemic.

3.2. Assessment of online learning

According to Table 2, the Kruskal Wallis test was used to assess the difference in the time spent by different age categories for daily routine activities. The average time spent on online classes for students was 3.20 h/day (95% confidence interval (CI), 3.08–3.32). However, the average time spent on online classes was significantly higher for students with age group '7–17' years (3.69 h/day), and lower for students with age groups, '18–22' years (2.98 h/day) and '23–59' years (2.66 h/day) ($P < 0.0001^*$). Further, respondents were asked about the time they allot per day for self-study, however, there was no significant difference among different age group categories ($P = 0.106$). Overall, 2.91 h/day (95% CI, 2.78–3.03) was the average time spent on self-study. According to the assessment of satisfaction level among students (see Fig. 1.a), 38.3% of students had negative response towards online classes (2.6% poor and 35.7% very poor), 33.4% considered it average while 28.4% (19.9% good and 8.5% excellent) gave a positive review. Surprisingly, the in-depth analysis showed the satisfaction levels varied significantly with different age groups. There were 51.6% (48.6% very poor and 3% poor) negative online class reviews from subjects in the '18–22' age group, compared to 31.5% (29.1% very poor and 2.4% poor) negative reviews from subjects in the '7–17' age group who spent more time on online classes.

The respondents were further asked about the medium of their online learning (see Fig. 1.b), 57.3% in the age group '7–17' used smartphones while the majority of students from age group '18–22' (56.4%) and age group '23–59' (57.8%) used laptop/desktop for study. However, only a small portion of the total students (3.1%, $n = 37$) used tablet. With regard to the time spent in online classes, there was a statistically significant difference between the various mediums used ($P = 0.0002$). As shown in Table 3, 4.29 h/day (95% CI, 3.63–4.96) was the average time spent on online classes using tablets, 3.43 h/day (95% CI, 3.25–3.61) when using laptop/desktop, and 3.06 h/day (95% CI, 2.90–3.23) when using smartphones.

3.3. Assessment of health in educational institutions

Among the respondents from different age groups (see Fig. 2), 13.6% ($n = 160$) faced health-related issues during the period of nationwide travel restrictions. Further respondents were asked about the change in body weight within this period, 37.1% reported an increase in weight,

Table 1
Demographic data of the respondents to the online survey questionnaire.

Variables	Number of Subjects (N = 1182)	Percentage (%)
Age (year)		
7–17	303	25.6
18–22	694	58.7
23–59	185	15.6
Region of residence		
Delhi-NCR	728	61.6
Outside Delhi-NCR	454	38.3

Table 2

Table showing how different variables (time spent on online class, self-study, fitness, sleep, and social media) changes with different age distributions.

Age (year)			7-17	18-22	23-59	7-59, N = 1182	P - value
Variables	Time Interval (Hours/day)	Total (N = 1182)	Mean Time (95% CI, hours/day)				
Online Class	0-2	271	3.69 (3.50-3.88)	2.98 (2.78-3.17)	2.65 (2.42-2.88)	3.20 (3.08-3.32)	P < 0.0001*
	2-4	381					
	4-7	458					
	7-10	72					
Self-Study	0-2	273	2.74 (2.58-2.91)	3.08 (2.86-3.31)	2.95 (2.68-3.23)	2.91 (2.78-3.03)	P = 0.106
	2-5	711					
	5-9	173					
	9-12	25					
Fitness	0-0.5	483	0.82 (0.76-0.89)	0.73 (0.66-0.81)	0.69 (0.62-0.77)	0.76 (0.72-0.80)	P = 0.039*
	0.5-2	552					
	2-5	147					
Sleep	4-6	51	7.91 (7.77-8.11)	7.94 (7.82-8.06)	7.51 (7.28-7.73)	7.87 (7.77-7.96)	P = 0.0007*
	6-8	436					
	8-11	620					
	11-15	75					
Social Media	0-0.5	46	1.68 (1.52 - 1.85)	2.64 (2.50-2.78)	2.37 (2.14-2.61)	2.35 (2.25-2.45)	P < 0.0001*
	0.5-1.5	380					
	1.5-3.5	519					
	3.5-6	171					
	6-10	66					

Kruskal Wallis test was used to produce a P-value that analyzes significant difference between different age distributions. *Statistically significant (P < 0.05).

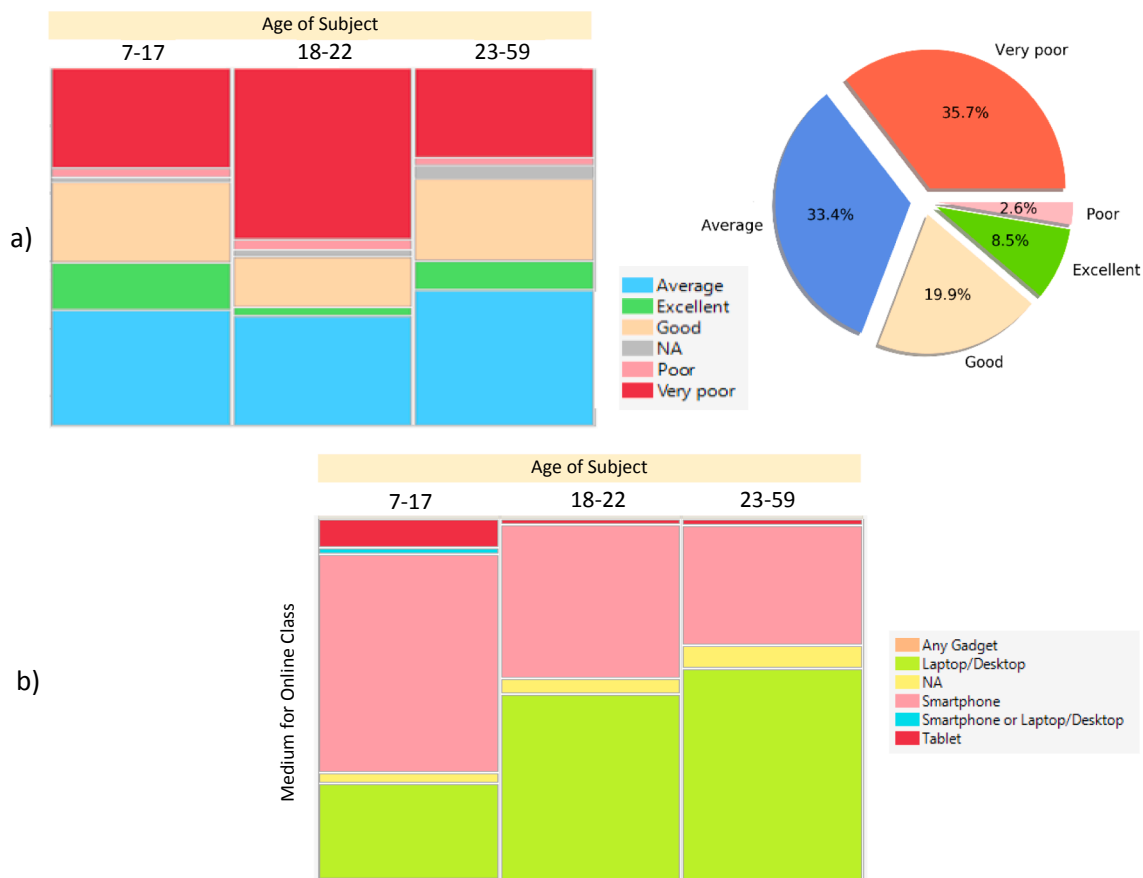


Fig. 1. Visualizations demonstrate a) Likert analysis of Online classes for the sample and for different age categories b) Medium for the online classes b) Learning medium used by different age categories.

17.7% reported a decrease in weight, and 45.3% reported no change in weight. When asked whether they are satisfied with their utilization of time, the majority of respondents (51.4%, n = 608) answered in 'NO', and the rest (n = 575) answered with 'YES'. Also, 70.3% of the respondents stated that they were socially connected with their family members.

According to Table 4, fisher's exact test indicated that the respondents who were not socially well connected and believed that they did not utilize their time in lockdown, had a significant impact on their state of health. Also, in Table 5, the Pearson Chi Square test for Likert analysis on 'time utilized' (P < 0.0001*), 'health issue faced' (P < 0.0001*), and 'socially well connected' (P = 0.0002*) rejected the null

Table 3
Time spent on online classes using different learning medium.

Medium Used	Number	Mean	Lower 95%	Upper 95%	P-value
Laptop/ Desktop	545	3.4347706	3.2541536	3.6153877	0.0002*
Smartphone	539	3.0688312	2.9007125	3.2369499	
Tablet	37	4.2972973	3.6310902	4.9635044	

* Statistically significant (P < 0.05).

hypothesis that there is no association between these variables with the different distribution of age groups. To maintain a state of health and well-being, it is necessary to perform a certain amount of exercise daily. The findings of Table 2 showed that the time spent on fitness was statistically different for different age groups (P = 0.039*, Kruskal Wallis test). And, the average time spent on sleep was 7.87 h/day (95% Confidence Interval, 7.77–7.96). The differences between the age groups in terms of duration of sleep were statistically significant.

Further, respondents were questioned about the measures adopted to cope with the rising stress levels during the pandemic. According to the Pearson Chi Square test in Table 4, there was a significant difference in the measures used by the different age categories. Fig. 3 shows the detailed distribution of different stress reliever activities used among different age categories.

3.4. Social media

According to Fig. 3, a significant number of individuals from different age categories used social media as a medium for stress reliever. Further in Fig. 4. a, the findings provide the distribution of the sample for the use of different platforms. While the majority of respondents used social media, 1.44% did not have an account on any platform. Fig. 4. b gives the detailed distribution of platforms for age-wise groups. YouTube (39%) was the preferred platform for the age group '7–17,' followed by Whatsapp (35%) and Instagram (17%). Most of the social networking sites in India restricts individuals below 13 years of age to have an account on their platforms. However, some

individuals under 13 years of age used Instagram (n = 2), Whatsapp (n = 16), and Snapchat (n = 1). For the age group '18–22', Instagram (39%) was the most preferred networking site, and the respondents in the age-group '23–59' preferred WhatsApp (38%).

As shown in Table 2, the average time spent on social media for the age group '7–17' was 1.68 h/day (95% Confidence Interval, 1.52–1.85), 2.64 h/day (95% Confidence Interval, 2.50–2.78) for the age group '18–22', and for the age group '23–59', it was 2.37 h/day (95% Confidence Interval, 2.14–2.61). The difference between the groups was statistically different (P < 0.0001*).

4. Discussion

The outbreak of Covid-19 has upended the lives of all parts of the society. One of the most immediate changes introduced was the closure

Table 4
Fisher's exact test to analyse the effect of multiple factors on health.

	Fisher's Exact Test	P-value	Alternative Hypothesis
Socially well connected	Left	0.0062*	Prob (Socially well connected = YES) is greater for Health issue during lockdown = NO than YES
	Right	0.9963	Prob (Socially well connected = YES) is greater for Health issue during lockdown = YES than NO
	2-Tail	0.0095*	Prob (Socially well connected = YES) is different across Health issue during lockdown
Time Utilized	Left	0.0007*	Prob (Time utilized = YES) is greater for Health issue during lockdown = NO than YES
	Right	0.9996	Prob (Time utilized = YES) is greater for Health issue during lockdown = YES than NO
	2-Tail	0.0012*	Prob (Time utilized = YES) is different across Health issue during lockdown

*Statistically significant (P < 0.05).

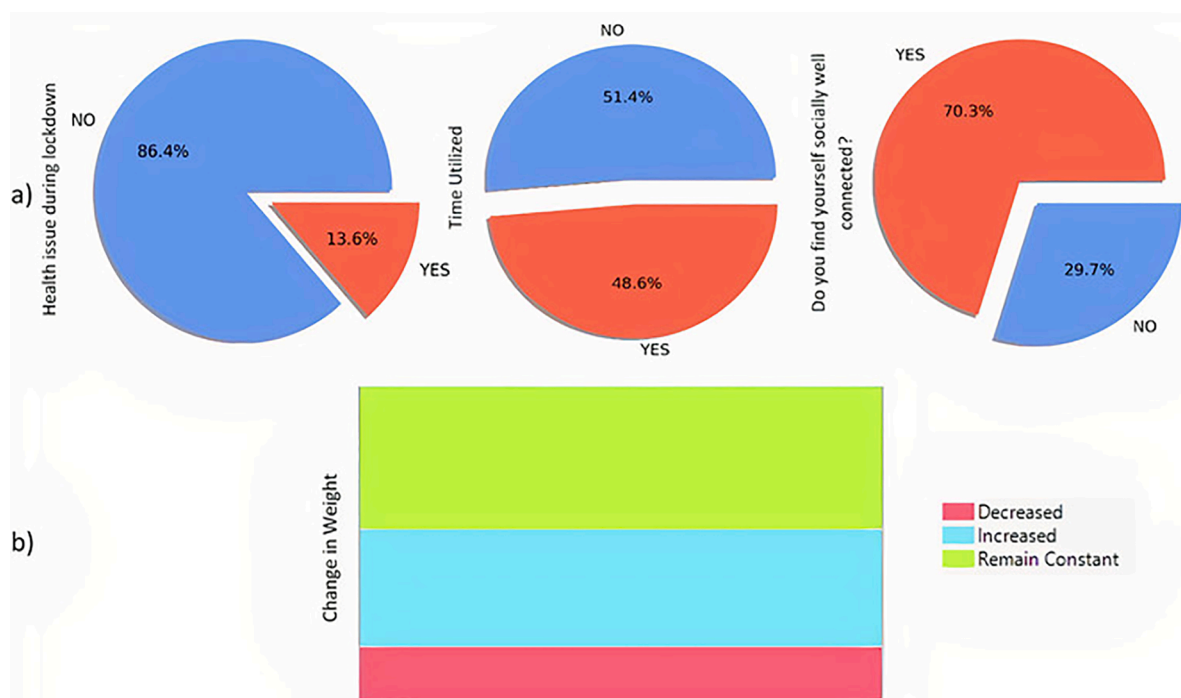


Fig. 2. Visualizations demonstrate a) Pie Chart for Likert questions: whether the respondent faced health issues; whether the respondent utilized the time efficiently; whether the respondent is socially well connected. b) Stacked bar chart to analyze the change in weight during the period of lockdown.

Table 5
Pearson Chi Square test for the association between different variables and age distribution.

Variables		Is there a change in your weight?	Did you utilize your time?	Any health issue faced?	Did you find yourself socially connected?	Stress Busters
Age Distribution (year) (7-17; 18-22; 23-59)	Df P-value	4 0.1045	2 <0.0001*	2 <0.0001*	2 0.0002*	44 <0.0001*

* Statistically significant (P < 0.05).

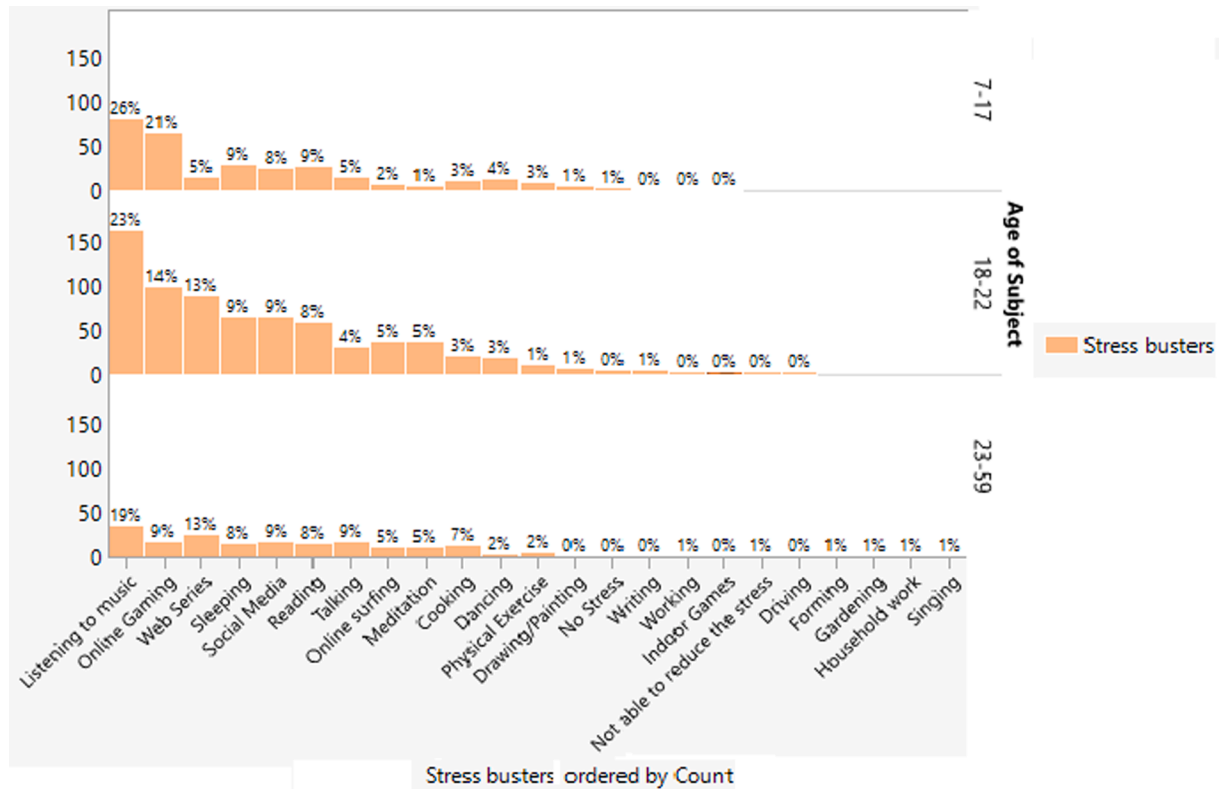
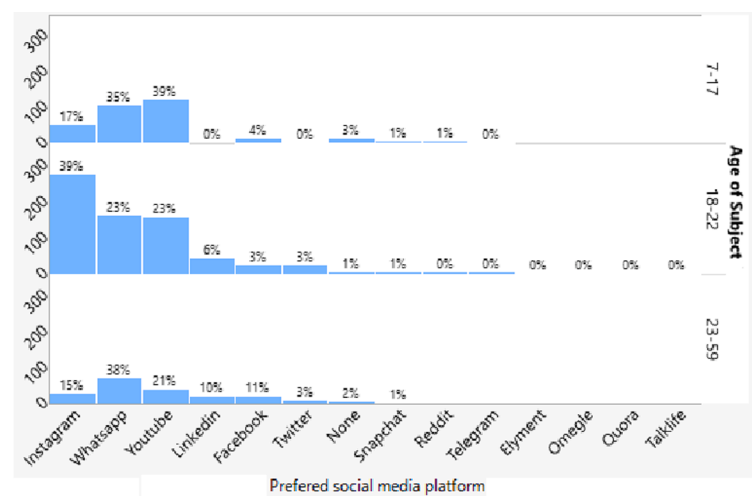
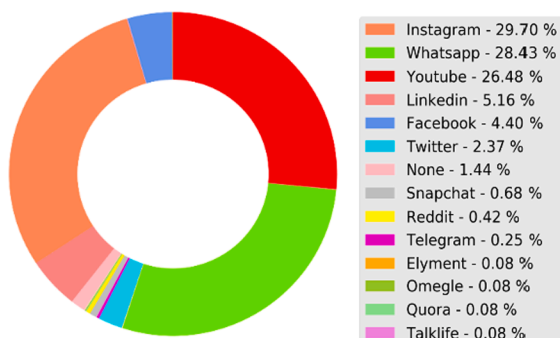


Fig. 3. Visualization demonstrate the distribution of stress relieving activities among different age categories.



a)

b)

Fig. 4. Visualization demonstrate the distribution of preferred social media platform for a) the sample and b) among different age categories.

of educational institutions to slow the transmission of the virus. In order to prevent further interruption of studies, new teaching methods for the online delivery of education were introduced (Johnson et al. 2020; Di Pietro et al. 2020). However, these measures can have long-term consequences on the lives of students (Cohen et al. 2020). Therefore, there is a strong need to record and study the effects of the changes being made. In this study, our aim is to analyze the impact of the COVID-19 pandemic on the education, health, social life of the students, and demonstrate results about its subsequent effect on their daily routine amid travel restrictions. The findings indicate that the time spent by students on online classes did not comply with the guidelines issued by the Ministry of Human Resources Development (MHRD) (Department of School Education & Literacy Ministry of Human Resource Development 2020). Limited class interaction and inefficient time table significantly affected the satisfaction levels among students. The peer-to-peer impact in the school environment motivates individuals to work hard and learn social skills, which may not be possible in an online setting. Moreover, the biggest challenge for online learning is the requirement of efficient digital infrastructure and digital skillset for both students and teachers.

Further, this study analyses the impact of different factors to measure stress levels among students. Alarming, 51.4% of respondents reported that they did not utilize their time during the period of lockdown. Furthermore, sleeping habits, daily fitness routines, and social interaction significantly affected their health conditions. The government agencies imposed measures such as social distancing and restrictions on travel but they did not take into account the health implications. Although, these measures are necessary to regulate safe conditions, there is no strategy to safeguard the psychological impact due to the Covid-19 pandemic. Our research also explores the different coping mechanisms used by students of different age groups. Moreover, we analyzed various digital social media tools used by students as a self-management strategy for mental health. Our statistical analysis addresses key concerns related to online education and health due to the Covid-19 pandemic.

5. Opinions and recommendations

Once the COVID-19 pandemic ends and educational institutions reopen, the concerned authorities should continue to invest in online education to enhance learning experience. They should carefully analyze the issues experienced during sudden transition to online learning and prepare for any future situations. Proper training of educators for the digital skills and improved student-teacher interaction must be conducted. For disadvantaged students, availability of digital infrastructure with proper internet availability and access to gadgets must be ensured to avoid any disruption to their study.

Due to the situation in Covid-19, many students are likely to suffer from stress, anxiety, and depression, so it is necessary to provide emotional support to students. Future work in this direction could be to analyze the association of different stress busters on the mental health of the students. Moreover, guidelines should be created to anticipate the needs of the vulnerable student population. Improved healthcare management would ensure the delivery of mental health support.

6. Limitations

There are some limitations to our study that should be noted. The first limitation is the sampling technique used. It relies on digital infrastructure and voluntary participation that increases selection bias. The imposed travel restrictions limited the outreach to students who do not have access to online learning. Second, the study is obtained from

one specific area, given the lockdown orders and the online medium of classes, we expect these results to be fairly generalizable for schools and universities nationwide. Another limitation of this study is the cross-sectional design of the survey, there was no follow-up period for the participants.

7. Conclusion

In this study, our findings indicated that the Covid-19 outbreak has made a significant impact on the mental health, education, and daily routine of students. The Covid-19 related interruptions highlight key challenges and provide an opportunity to further evaluate alternate measures in the education sector. The new policies and guidelines in this direction would help mitigate some of the negative effects and prepare educators and students for the future health crisis.

Declaration of Competing Interest

There is no conflict of interest.

References

- Adnan, M., & Anwar, K. (2020). Ed606496. *Journal of Pedagogical Sociology and Psychology*, 2, 2–8.
- Aucejo, E. M., French, J., Ugalde Araya, M. P., & Zafar, B. (2020). The impact of COVID-19 on student experiences and expectations: Evidence from a survey. *Journal of Public Economics*, 191, Article 104271. <https://doi.org/10.1016/j.jpubeco.2020.104271>
- Bao, W. (2020). COVID-19 and online teaching in higher education: A case study of Peking University. *Human Behavior and Emerging Technologies*, 2, 113–115. <https://doi.org/10.1002/hbe2.191>
- Cao, W., Fang, Z., Hou, G., et al. (2020). The psychological impact of the COVID-19 epidemic on college students in China. *Psychiatry Research*, 287, Article 112934. <https://doi.org/10.1016/j.psychres.2020.112934>
- Cohen, A. K., Hoyt, L. T., & Dull, B. (2020). A descriptive study of coronavirus disease 2019-related experiences and perspectives of a national sample of college students in spring 2020. *Journal of Adolescent Health*, 2019, 1–7. <https://doi.org/10.1016/j.jadohealth.2020.06.009>
- Cook, D. A. (2009). The failure of e-learning research to inform educational practice, and what we can do about it. *Medical Teacher*, 31, 158–162. <https://doi.org/10.1080/01421590802691393>
- Department of School Education & Literacy Ministry of Human Resource Development (2020) PRAGYATA: Guidelines for Digital Education.
- Di Pietro, G., Biagi, F., Costa, P., et al. (2020) The Likely Impact of COVID-19 on Education: Reflections based on the Existing Literature and Recent International Datasets.
- Hasan, N., & Bao, Y. (2020). Impact of “e-Learning crack-up” perception on psychological distress among college students during COVID-19 pandemic: A mediating role of “fear of academic year loss”. *Children and Youth Services Review*, 118, Article 105355. <https://doi.org/10.1016/j.childyouth.2020.105355>
- Johnson, N., Velestianos, G., & Seaman, J. (2020). U.S. Faculty and Administrators’ Experiences and Approaches in the Early Weeks of the COVID-19 Pandemic. *Online Learn*, 24.
- Kapasia, N., Paul, P., Roy, A., et al. (2020). Impact of lockdown on learning status of undergraduate and postgraduate students during COVID-19 pandemic in West Bengal, India. *Children and Youth Services Review*, 116, Article 105194. <https://doi.org/10.1016/j.childyouth.2020.105194>
- Lee, J. (2020). Reflections Features Mental health effects of school closures during COVID-19. *The Lancet Child & Adolescent Health*, 4, 421. [https://doi.org/10.1016/S2352-4642\(20\)30109-7](https://doi.org/10.1016/S2352-4642(20)30109-7)
- Odrizola-gonzález, P., Planchuelo-gómez, Á., Jesús, M., & De Luis-garcía, R. (2020). Psychological effects of the COVID-19 outbreak and lockdown among students and workers of a Spanish university. *Psychiatry Research*, 290, Article 113108. <https://doi.org/10.1016/j.psychres.2020.113108>
- Saha, J., Barman, B., & Chouhan, P. (2020). Lockdown for COVID-19 and its impact on community mobility in India: An analysis of the COVID-19 Community Mobility Reports, 2020. *Children and Youth Services Review*, 116, Article 105160. <https://doi.org/10.1016/j.childyouth.2020.105160>
- Ye, Z., Yang, X., Zeng, C., et al. (2020) Resilience, Social Support, and Coping as Mediators between COVID-19-related Stressful Experiences and Acute Stress Disorder among College Students in China. <https://doi.org/10.1111/aphw.12211>.