



OPEN

Hybrid nanofluid flow within the conical gap between the cone and the surface of a rotating disk

Taza Gul¹, Kashifullah¹, M. Bilal¹, Wajdi Alghamdi², M. Imran Asjad³ & Thabet Abdeljawad^{4,5,6}✉

The thermal management of the flow of the hybrid nanofluid within the conical gap between a cone and a disk is analyzed. Four different cases of flow are examined, including (1) stationary cone rotating disk (2) rotating cone stationary disk (3) rotating cone and disk in the same direction and (4) rotating cone and disk in the opposite directions. The magnetic field of strength B_0 is added to the modeled problem that is applied along the z-direction. This work actually explores the role of the heat transfer, which performs in a plate-cone viscometer. A special type of hybrid nanofluid containing copper Cu and magnetic ferrite Fe_3O_4 nanoparticles are considered. The similarity transformations have been used to alter the modeled from partial differential equations (PDEs) to the ordinary differential equations (ODEs). The modeled problem is analytically treated with the Homotopy analysis method HAM and the numerical ND-solve method has been used for the comparison. The numerical outputs for the temperature gradient are tabulated against physical pertinent variables. In particular, it is concluded that increment in volume fraction of both nanoparticles ($\phi_{Fe_3O_4}$, ϕ_{Cu}) effectively enhanced the thermal transmission rate and velocity of base fluid. The desired cooling of disk-cone instruments can be gained for a rotating disk with a fixed cone, while the surface temperature remains constant.

The study exhibits that the cone-disk devices have several practical and technical applications, like in the stability analysis of an Oldroyd-B fluid creeping flow¹, medical purposes², in the calculation of viscosity of fluid using viscosimetry³, for gas turbines in a conical diffuser in the cooling system to compress air⁴. Choi⁵ is the pioneer to use the nano sized small particles of the metals, carbides and oxides in the base fluids to enhance the thermal conductivity of the base fluids. The present work also deals with the heat transmission through hybrid nanofluid passing between the gap of a disk and cone, in which either both are rotating in the same direction or in different with angular velocity, or maybe one remains stationary with respect to another. Such type of studied attract a number of researchers to examine its behavior. Turkilmazoglu⁶ used semi-analytical method (HAM) and investigated streamline flow on a spinning cone, and produced well documented outputs successfully. Chamkha et al.⁷ numerically computed the time dependent problem with heat and mass transfer from a vertical spinning cone. A series of stability analysis of boundary layer was later studied by Garrett et al.^{8,9}, plunging into the convective or absolute behavior of instability due to the revolving cone. The magneto hydrodynamics MHD nanofluid flow over a spinning cone with the thermophoresis and Brownian motion influence was illustrated in¹⁰. Similarity solutions of the compressible laminar flows subject to surface mass flux over a group of revolving cones were scrutinized in¹¹.

With the immediate development of nanotechnology and modern sciences. The nanomaterials has gained tremendous attention from many of the researchers. The small particles in the nanometer sized are stable dispersed in the base fluids to perform nanofluids. The metal oxides, carbon materials and so on are used as the nanoparticles. Nanofluids, are mainly used in the thermal engineering, fiber technology and electronic devices. The

¹Mathematics Department, City University of Science and Information Technology, Peshawar 25000, Pakistan. ²Department of Information Technology, Faculty of Computing and Information Technology, King Abdulaziz University, Jeddah 80261, Saudi Arabia. ³Department of Mathematics, University of Management and Technology, Lahore, Pakistan. ⁴Department of Mathematics and General Sciences, Prince Sultan University, P. O. Box 66833, Riyadh 11586, Saudi Arabia. ⁵Department of Medical Research, China Medical University, Taichung 40402, Taiwan. ⁶Department of Computer Science and Information Engineering, Asia University, Taichung, Taiwan. ✉email: tabdeljawad@psu.edu.sa

heat and mass transfer with nanoliquid flow runs over revolving disk has been a great area of research, because of its vast applications in the field of electronic devices and heat exchanger¹². Rasool and Zhang¹³, discussed the effect of Darcy Forchheimer visco-elastic nanofluid flow bounded by a non-linear stretching sheet/surface with Cattaneo–Christov heat—mass flux. Shirejini et al.¹⁴ have used the nanofluid to restore the drop through heat transfer rate utilizing the gyrating scheme. The thermal transmission of an electrically conducting fluid over a spinning infinite disk is scrutinized by¹⁵. The areas of applications of such type problems are in computer devices for storage purpose, rotating machinery, thermal energy generating system, electronic instruments, geothermal industry, gas turbines, chemical processes, rotating machinery, various types of medical apparatus etc. Turkyilmazoglu¹⁶ examined fluid flow and heat transmission on a vertically moving spinning disk. The heat transfers and induced flow in a quiescent fluid due to a spinning cone¹⁷. Kumar et al.¹⁸ used finite element technique and noted the entropy generation of radiative flow of nanoliquid consist of copper and aluminum oxide nano size particles between the spaces of two coaxial revolving disks. Bhattacharyya et al.¹⁹ simulated the heat flux on the flow of CNTs carbon nanotubes nanoliquid amongst the two coaxial stretchable spinning disks. The fluid flow over a revolving disk is recently examined by Hafeez et al.²⁰. The numerical study of the non-Newtonian water/ Al_2O_3 nanoliquid with 0–4% nano size particles inside a two-dimensional square cavity with cold and hot lid-driven motion is simulated at Richardson numbers using Fortran code²¹. The Maxwell fluid flow with the effect of homogeneous–heterogeneous reactions between two revolving disks and heat conduction was scrutinized by Ahmed et al.²². Also, a numerical study has been fulfilled to explore the fluid and thermal behaviors in different shaped enclosures filled with an Al_2O_3 /water nanofluid and with a rectangular hot obstacle was investigated by Rashidi et al.^{23–25}.

The basic principle of MHD is to regulate fluid flow. For the appropriate cooling purpose, the higher thermal conductivity and better heat transmission rate are only possible, if the phenomena would be considered under the magnetic force. The malignant tumor, arthritis, blood pressure, and brain therapy are the known uses of magnetic effect. Siddiqui et al.²⁶ investigated the MHD movement of fluid flow with the application of respiratory track to monitor diseases. The Keller-box method is used in²⁷ to solve numerically a problem of gyrating MHD flow over a porous surface. Subhani and Nadeem²⁸ examined the time-dependent MHD flow of hybrid nanoliquid over the rotating porous surface, by considering fluid theory. Lokesh et al.²⁹ highlighted numerically the chemical reaction of the 3D Casson nanofluid flow over an expanding surface. An unsteady three-dimensional MHD flow of nanoliquid is investigated by Rauf et al.³⁰, as a result of rotation of infinite disc with periodic oscillation dependent on time. Oyelakin et al.³¹ revealed the impact of the velocity slip in a tangent hyperbolic nanoliquid flow and heat transmission features. The key focus of the work in³² is to inspect the flow characters of $\text{Cu-Al}_2\text{O}_3$ /water hybrid nanofluid with the mutual impact of joule heating, suction and MHD over an extending/shrinking surface. Tlili et al.³³ scrutinized a magnetic flow of hybrid nanoliquid through a stretched plane with slip impacts. In this modern era of science and technology, the hybrid nanoliquid has gained a great attention among the researchers, due to its potential and remarkable thermal characters, which delivered better outputs as compared to simple nanoliquid in improving the heat transmission rate. On the basis of experimental studies, it is concluded that from 5 to 55% volume fraction of nano material (1–100 nm) are considered for a high thermal conductivity and better thermal transmission rate of carrier fluids³⁴. An experimental survey on the influence of concentration and temperature of tiny particles on the viscous property of ZnO–MWCNTs/engine oil hybrid nano lubricant is examined by³⁵. The one phase nanoliquids hydrodynamic stability based on the linear stability concept is highlighted by³⁶. Bovand et al.³⁷ simulated the laminar flow of aluminum-oxide Al_2O_3 -water nanoliquids between the gaps of two parallel plates at fixed temperatures. The influence of temperature differences between the walls and fluid, including the thermophoresis force was studied in the model. The MHD has a positive upshot on the reduction of the unsteady forces, and a diverse impact on the thermal property. The addition of tiny particles to the base fluid is a well-known technique for thermal-characteristics improvement, that lead to enhancement in drag forces³⁸. Additionally, some other types of nanoparticles used in hybrid nanofluid recently studied by Waini et al.^{39–42} for the enhancement of heat transfer. It is also discovered that 5% volume fraction of nanoparticles in base fluid is more effective for the maximum heat transfer rate. The water based Fe_3O_4 nanoliquid, when its volume fraction is 12–15% shows positive effects on Nusselt number⁴¹. Yahaya et al.⁴³ studied heat transmission through $\text{Cu-Al}_2\text{O}_3/\text{H}_2\text{O}$ hybrid nanoliquid past over a stretching sheet. The multiple solution of $\text{Cu-Al}_2\text{O}_3/\text{H}_2\text{O}$ hybrid nanoliquid consist of nanoparticles over shrinking surface was scrutinized by⁴⁴. The unique solution exists when $\lambda_c > -1$ (λ_c is the plate velocity), and duality exists when it is in the range of $\lambda_c < -1$. As the magnetic effect enhances the solution duality range increase⁴⁵. Lund et al.⁴⁶ found the dual solution for MHD flow $\text{Cu-Fe}_3\text{O}_4/\text{H}_2\text{O}$ hybrid nanoliquid under the influence of viscous dissipation.

The above studies, witness that, no effort so far has been made to scrutinize the three-dimensional hybrid nanoliquid flow model about the disk and cone as moving or stationary, under the influence of magnetic field. This work actually explores the role of copper Cu and magnetic ferrite Fe_3O_4 nanoparticles on the thermophysical properties of water. Which has several important applications in sciences and technology. The second priority is to extend the idea of Refs.^{47,48}, which also consist most relevant studies related to the present model. To develop a mathematical model for rotating disk and cone, which are considered as moving or stationary, in both case counter rotating or co-rotating. The flow equations are diminished to ordinary system, and then tackled with HAM. Influences of physical pertinent variables on velocity and temperature are highlighted through Figures. The numerical outputs for surface drag force and temperature gradient are tabulated against interesting physical entities. The originality of the current work is pointed out as.

1. In the present work the three dimensional $\text{Cu} + \text{Fe}_3\text{O}_4/\text{H}_2\text{O}$ hybrid nanofluid flow is considered while the existing study^{47,48} is limited to the viscous fluid and nanofluids including CNTs.

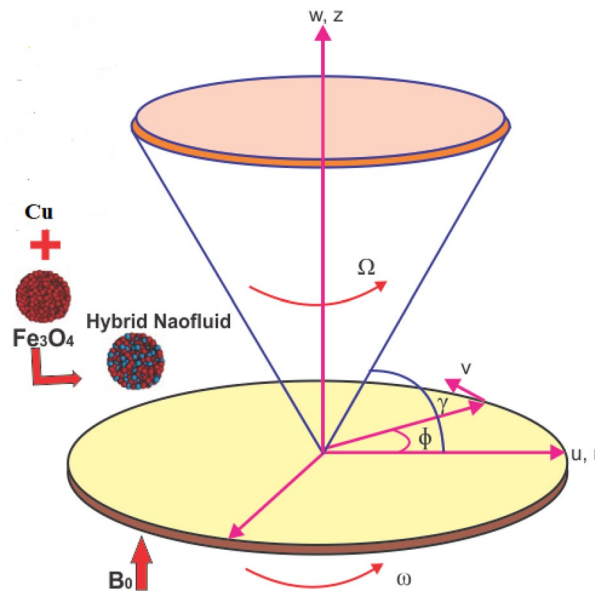


Figure 1. Geometry of the problem.

2. The magnetic field is imposed vertically to the flow pattern in the present work while the existing work⁴⁷ is without the magnetic field.
3. Four different cases for the flow between a disk and cone (1) stationary disk rotating cone (2) rotating disk stationary cone (3) counter rotating of the disk and cone (4) co-rotating of the disk and cone are examined and discussed and this idea extended to both the velocity and temperature profiles.
4. The HAM technique and BVP4.0 package have been used for the solution of the nonlinear problem and this method is compared with the numerical (ND-solve) method.
5. It has been observed that hybrid nanofluids improve the thermal efficiency of the base fluids rapidly as compared to the other fluids.

Mathematical formulation

Consider a disk and cone with an incompressible hybrid nanofluid under the influence of magnetic field is under consideration. Both tools (disk and cone) are assumed to be either rotating or stationary with angular velocity in the cylindrical coordinate (r, φ, z) . The ω and Ω highlight the disk and cone angular velocities respectively. B_0 is the strength of magnetic field that is applied along z -direction, whereas the induced magnetic field is neglected. The flow mechanism is illustrated in Fig. 1. Heat transportation modeling is computed with the addition of viscous dissipation. The phenomenon is successfully applied on the surface of the disk with a radially variable wall temperature $T_w = T_\infty + cr^n$, here n and c are kept fixed, where T_∞ is the cone wall⁴⁷. Within the conical gap, p is the pressure depending on both axial z and radial r distances. The governing equations on the basis of above assumption can be stated as^{47,48}:

$$\frac{\partial u}{\partial r} + \frac{\partial w}{\partial z} + \frac{u}{r} = 0, \tag{1}$$

$$\rho_{hmf} \left[u \frac{\partial u}{\partial r} + w \frac{\partial u}{\partial z} - \frac{v^2}{r} \right] = -\frac{\partial p}{\partial r} + \mu_{hmf} \left[\frac{\partial^2 u}{\partial r^2} + \frac{\partial^2 u}{\partial z^2} + \frac{1}{r} \frac{\partial u}{\partial r} - \frac{u}{r^2} \right] - \sigma_{hmf} B_0^2 u, \tag{2}$$

$$\rho_{hmf} \left[u \frac{\partial v}{\partial r} + w \frac{\partial v}{\partial z} + \frac{uv}{r} \right] = \mu_{hmf} \left[\frac{\partial^2 v}{\partial r^2} + \frac{\partial^2 v}{\partial z^2} + \frac{1}{r} \frac{\partial v}{\partial r} - \frac{v}{r^2} \right] - \sigma_{hmf} B_0^2 v, \tag{3}$$

$$\rho_{hmf} \left[u \frac{\partial w}{\partial r} + w \frac{\partial w}{\partial z} \right] = -\frac{\partial p}{\partial z} + \mu_{hmf} \left[\frac{\partial^2 w}{\partial r^2} + \frac{\partial^2 w}{\partial z^2} + \frac{1}{r} \frac{\partial w}{\partial r} \right], \tag{4}$$

$$(\rho c p)_{hmf} \left[u \frac{\partial T}{\partial r} + w \frac{\partial T}{\partial z} \right] = k_{hmf} \frac{\partial^2 T}{\partial z^2} + \sigma_{hmf} B_0^2 (u^2 + v^2), \tag{5}$$

where (u, v, w) are the velocity components along (r, φ, z) directions, B_0 is the magnetic strength, p is the fluid pressure. While k_{hnf} , ρ_{hnf} , ν_{hnf} , μ_{hnf} , $(\rho C_p)_{hnf}$ and σ_{hnf} is the thermal conductivity, density, dynamic viscosity, heat capacitance and electrical conductivity of hybrid nanoliquid respectively.

Boundary conditions. The obligatory boundary conditions are as

$$\begin{aligned} u = 0, v = \omega r, T = T_w, w = 0, z = 0 \\ u = 0, v = \Omega r, T = T_\infty, w = 0, z = r \tan \gamma \end{aligned} \quad (6)$$

Here γ specified the gap angle between the cone and disk.

Similarity conversion. In order to nondimensionalization, we adopt the following similarity transformation⁴⁷:

$$\begin{aligned} u = \frac{v_f F(\eta)}{r} = U_w F(\eta), v = \frac{v_f G(\eta)}{r} = U_w G(\eta), w = \frac{v_f H(\eta)}{r} U_w H(\eta), p = \frac{\rho v_f^2 P}{r^2} U_w^2 \rho \cdot p, \\ \eta = \frac{z}{r}, \Theta = \frac{T - T_\infty}{T_w - T_\infty}, M = \frac{v_f \sigma_f B_0^2}{\rho_f U_w^2}, Pr = \frac{\mu_f C_p}{k_f}. \end{aligned} \quad (7)$$

Here U_w is used as the surface velocity, Pr is the Prandtl number and M is the magnetic field. Now, with the help of these transformations as in Eq. (7), the modeled Eqs. (2–5) and their boundary conditions modify to the following fashion:

$$H' - \eta F', \quad (8)$$

$$\begin{aligned} (1 + \eta^2)F'' + 3\eta F' + (1 - \phi_{Fe_3O_4})^{2.5}(1 - \phi_{Cu})^{2.5} \\ \times \left[(1 - \phi_{Cu}) \left(1 - \left(1 - \frac{\rho_{Fe_3O_4}}{\rho_f} \right) \phi_{Fe_3O_4} \right) + \phi_{Cu} \left(\frac{\rho_{Cu}}{\rho_f} \right) \right] [\eta FF' - HF' + F^2 - G^2] \\ + (1 - \phi_{Fe_3O_4})^{2.5}(1 - \phi_{Cu})^{2.5} [2p + \eta p' - MF] = 0, \end{aligned} \quad (9)$$

$$\begin{aligned} (1 + \eta^2)G'' + 3\eta G' - (1 - \phi_{Fe_3O_4})^{2.5}(1 - \phi_{Cu})^{2.5} \left[(1 - \phi_{Cu}) \left(1 - \left(1 - \frac{\rho_{Fe_3O_4}}{\rho_f} \right) \phi_{Fe_3O_4} \right) + \phi_{Cu} \left(\frac{\rho_{Cu}}{\rho_f} \right) \right] [\eta FG' - HG'] \\ - (1 - \phi_{Fe_3O_4})^{2.5}(1 - \phi_{Cu})^{2.5} MG = 0, \end{aligned} \quad (10)$$

$$\begin{aligned} (1 + \eta^2)H'' + 3\eta H' + (1 - \phi_{Fe_3O_4})^{2.5}(1 - \phi_{Cu})^{2.5} \\ \times \left[(1 - \phi_{Cu}) \left(1 - \left(1 - \frac{\rho_{Fe_3O_4}}{\rho_f} \right) \phi_{Fe_3O_4} \right) + \phi_{Cu} \left(\frac{\rho_{Cu}}{\rho_f} \right) \right] [\eta FH' - HH' + H + FH] \\ - (1 - \phi_{Fe_3O_4})^{2.5}(1 - \phi_{Cu})^{2.5} p' = 0, \end{aligned} \quad (11)$$

$$\begin{aligned} \frac{k_{hnf}}{k_f} [(1 + \eta^2)\Theta'' + \eta(1 - 2n)\Theta' + n^2\Theta] \\ + Pr \left[(1 - \phi_{Cu}) \left(1 - \left(1 - \frac{(\rho C_p)_{Fe_3O_4}}{(C_p \rho)_f} \phi_{Fe_3O_4} \right) + \frac{(\rho C_p)_{Cu}}{(C_p \rho)_f} \phi_{Cu} \right) \right] [\eta F\Theta' - nF\Theta - H\Theta'] \\ + \frac{M}{(1 - \phi_{Cu})^{2.5}(1 - \phi_{Fe_3O_4})^{2.5}} (F^2 + G^2) = 0, \end{aligned} \quad (12)$$

The modified conditions are:

$$\begin{aligned} F(0) = H(0) = 0, G(0) = Re_\omega, \Theta(0) = 1, \\ F(\eta_0) = H(\eta_0) = 0, G(\eta_0) = Re_\Omega, \Theta(\eta_0) = 0. \end{aligned} \quad (13)$$

The volumetric fraction of Fe_3O_4 and Cu are demonstrated through $\phi_{Fe_3O_4}$ and ϕ_{Cu} . While k_{hnf} , k_f is the thermal conductivity of hybrid nanoliquid and water.

Thermo-physical properties. The different thermal characteristics of hybrid nanoliquid and water as follows⁴⁹:

$$\begin{aligned}
 \nu_{hmf} &= \frac{\mu_{hmf}}{\rho_{hmf}}, \mu_{hmf} = \frac{\mu_f}{(1 - \phi_{Fe_3O_4})^{5/2}(1 - \phi_{Cu})^{5/2}}, \left(\frac{\rho}{\rho}\right)_{hmf} = (1 - \phi_{Cu}) \left(1 - \left(1 - \frac{\rho_{Fe_3O_4}}{\rho_f}\right) \phi_{Fe_3O_4}\right) + \phi_{Cu} \left(\frac{\rho_{Cu}}{\rho_f}\right), \\
 \frac{(\rho C_p)_{hmf}}{(\rho C_p)_f} &= (1 - \phi_{Cu}) \left\{1 - \left(1 - \frac{(\rho C_p)_{Fe_3O_4}}{(\rho C_p)_f}\right) \phi_{Fe_3O_4}\right\} + \frac{(\rho C_p)_{Cu}}{(\rho C_p)_f} \phi_{Cu}, \\
 \frac{\sigma_{hmf}}{\sigma_{bf}} &= \left[\frac{(\sigma_{Cu} - \sigma_{bf}) 3\phi_{Cu}}{(\sigma_{Cu} + 2\sigma_{bf}) + (\sigma_{bf} - \sigma_{Cu})\phi_{Cu}} + 1\right], \frac{\sigma_{bf}}{\sigma_f} = \left[\frac{(\sigma_f - \sigma_{Fe_3O_4}) 3\phi_{Fe_3O_4}}{(\sigma_{Fe_3O_4} - \sigma_f) - (\sigma_{Fe_3O_4} + 2\sigma_f)} + 1\right], \\
 \frac{k_{hmf}}{k_{nf}} &= \frac{k_{Cu} + 2k_{nf} - 2\phi_{Cu}(k_{nf} - k_{Cu})}{k_{Cu} + 2k_{nf} + \phi_{Cu}(k_{nf} - k_{Cu})}, \frac{k_{nf}}{k_f} = \frac{k_{Fe_3O_4} + 2k_f - 2\phi_{Fe_3O_4}(k_f - k_{Fe_3O_4})}{k_{Fe_3O_4} + 2k_f + \phi_{Fe_3O_4}(k_f - k_{Fe_3O_4})}.
 \end{aligned}
 \tag{14}$$

Here $\rho_{hmf}, \nu_{hmf}, C_{p_{hmf}}, k_{hmf}, \sigma_{hmf}$ are the density, kinematic viscosity, specific heat, thermal conductivity and electrical conductivity of the hybrid nanofluids. The dimensionless shape of the heat transmission rate from the disk and cone surfaces are defined as:

$$Nu_d = -\frac{k_{hmf}}{k_{nf}} \Theta'(0), Nu_c = -\frac{k_{hmf}}{k_{nf}} \Theta'(\eta_0).
 \tag{15}$$

Nu_d is the Nusselt number for the disc and Nu_c for the cone.

Problem solution

Liao⁵⁰⁻⁵² for the 1st time introduced HAM method for the solution of nonlinear differential equations. In the present paper, we also tackled the modeled equations through HAM. The HAM method climbed by Liao addresses all highly nonlinear problems with sufficient choice to select parameters values to permit a convergent series solution. Contrary to numerical schemes, HAM can also tackle the far field boundary value problems. Salient characteristics of the said scheme are, HAM solutions are free from the selection of small/large parameters, unlike the perturbation schemes. The convergence of the series solutions is controlled by the auxiliary parameter instead of the physical parameter. HAM also provides us autonomy for the choice of initial guess estimates by keeping in view the physical system of the problem under consideration. This may be of polynomial, exponential, trigonometric or logarithmic nature. Many studies^{53,54} have verified the validity and effectiveness of this method. To reveal the convergence rate, the sum of residual error is calculated through BVP 2.0 package^{55,56}. The preliminary approximations are selected in this method which satisfy the initial and boundary conditions. The linear operators are used to find the initial guesses for the model problem. In the HAM technique initial guesses are required to run the Mathematica code. The convergence is totally dependent on the initial guesses (Trial solution).

The initial approximation for velocity F_0, G_0, H_0 , temperature Θ_0 are given as

$$F_0(\eta) = 0, G_0(\eta) = \frac{(\text{Re}_\Omega - \text{Re}_\omega)}{\eta_0} \eta + \text{Re}_\omega, H_0(\eta) = 0, \Theta_0(\eta) = \frac{\eta_0 - \eta}{\eta_0}.
 \tag{16}$$

The linear operators for the proposed problem are suggested as:

$$\mathcal{L}_F(F) = F'', \mathcal{L}_H(H) = H'', \mathcal{L}_G(G) = G'', \mathcal{L}_\Theta(\Theta) = \Theta''.
 \tag{17}$$

The expand form of

$$\mathcal{L}_F[\chi_1 + \chi_2\eta] = 0, \mathcal{L}_G[\chi_3 + \chi_4\eta] = 0, \mathcal{L}_H[\chi_5 + \chi_6\eta] = 0, \mathcal{L}_\Theta[\chi_7 + \chi_8\eta] = 0.
 \tag{18}$$

After applying Liao's idea (BVP 2.0 package) to Eqs. (9-12) as:

$$\varepsilon_m^F = \frac{1}{n+1} \sum_{x=1}^n \left[N_F \left(\sum_{y=1}^m F(\eta), \sum_{y=1}^m G(\eta), \sum_{y=1}^m H(\eta) \right)_{\eta=x\delta\eta} \right]^2,
 \tag{19}$$

$$\varepsilon_m^G = \frac{1}{n+1} \sum_{x=1}^n \left[N_G \left(\sum_{y=1}^m F(\eta), \sum_{y=1}^m G(\eta), \sum_{y=1}^m H(\eta) \right)_{\eta=x\delta\eta} \right]^2,
 \tag{20}$$

$$\varepsilon_m^H = \frac{1}{n+1} \sum_{x=1}^n \left[N_H \left(\sum_{y=1}^m H(\eta) \right)_{\eta=x\delta\eta} \right]^2,
 \tag{21}$$

$$\varepsilon_m^\Theta = \frac{1}{n+1} \sum_{x=1}^n \left[N_\Theta \left(\sum_{y=1}^m F(\eta), \sum_{y=1}^m G(\eta), \sum_{y=1}^m \Theta(\eta) \right)_{\eta=x\delta\eta} \right]^2,
 \tag{22}$$

The total sum and the square residual are stated as

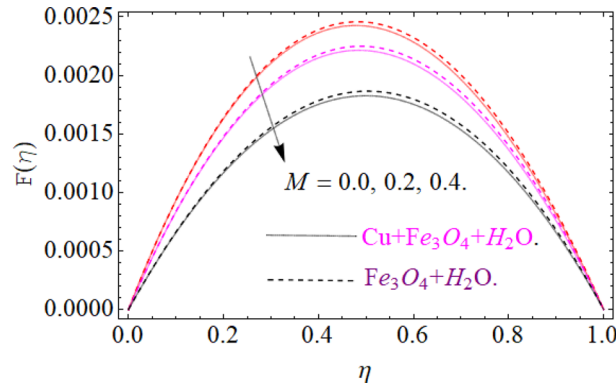


Figure 2. Impression of M on $F(\eta)$, When $\phi_{Fe_3O_4} = \phi_{Cu} = 0.02$, $Ec = 0.1$, $Pr = 6.2$, $Re_\omega = 0.3$, $Re_\Omega = 0.13$.

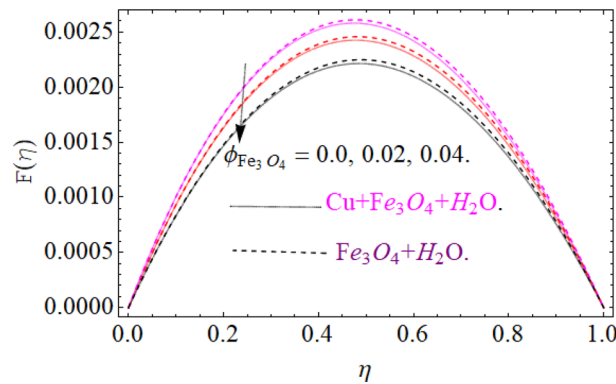


Figure 3. Impression of $\phi_{Fe_3O_4}$ on $F(\eta)$, When $M = 0.2$, $\phi_{Cu} = 0.02$, $Ec = 0.1$, $Pr = 6.2$, $Re_\omega = 0.3$, $Re_\Omega = 0.13$.

$$\epsilon_m^t = \epsilon_m^F + \epsilon_m^G + \epsilon_m^H + \epsilon_m^\Theta \tag{23}$$

The total square residual error is used to calculate the convergence of the proposed problem. The BVPh 2.0 package is also used to obtain the range of the physical parameters.

Result and discussion

The motive behind this section is to investigate the nature of different physical entities of versus velocity and temperature profiles. Figure 1 exhibit the flow mechanism of rotating cone and disk. Features of the parameter M (magnetic number) on the axial velocity $F(\eta)$ profile are illustrated in Fig. 2. It can be noticed that the rising credit of magnetic parameter declines the fluid velocity $F(\eta)$ of both copper Cu and magnetic ferrite Fe_3O_4 hybrid nanoliquid. Physically, the Lorentz force is generated by magnetic number M , which retard the fluid velocity, as a result the velocity decreases. Figure 3 and 4 revealed the impact of volume fraction parameters ($\phi_{Fe_3O_4}$, ϕ_{Cu}) on the axial velocity $F(\eta)$ profile. The positive increment in $\phi_{Fe_3O_4}$ and ϕ_{Cu} enhancing the boundary layer thickness, which decline the velocity profile.

Figures 5, 6 and 7 scrutinized the influence of magnetic parameter M , volume fraction parameter of iron oxide $\phi_{Fe_3O_4}$ and copper ϕ_{Cu} on radial velocity $G(\eta)$ profile respectively. It can be observed that the radial velocity also revealed the same behavior as axial velocity against the nominated parameters.

All four cases regarding to disk, cone angular motion is briefly discussed in Figs. 8, 9, 10 and 11 respectively. Case (1) describes the situation, when the disk is at rest while the cone is rotating. The fluid actually moves between the disk-cone gaps. But the maximum flow intensity is found around the cone, therefore the positive variation in cone velocity $Re_\Omega = r^2\Omega/\nu$ enhances the radial profile $G(\eta)$. On the other hand, an opposite trend has been found in case (2), when the cone is at rest, while the disk is in motion with angular velocity $Re_\omega = r^2\omega/\nu$. According to the no-slip condition, the fluid particles at the cone wall produces some resistance to the flow field. So that' why such phenomena have been observed. In case (3) both the disk and cone rotate in the same direction, therefore due to the minimum amount of resistance, the flow field illustrates its dominance against Re_Ω and Re_ω respectively. While in Fig. 11. Case (4) highlights that the counter-rotating of disk and cone effectively reduces the fluid velocity, due the maximum amount of resistance.

The nature of temperature distribution $\Theta(\eta)$ versus magnetic strength M is described via Fig. 12. The Lorentz force retards the fluid to move, as a result, some amount of heat produce, which eventually rises the temperature

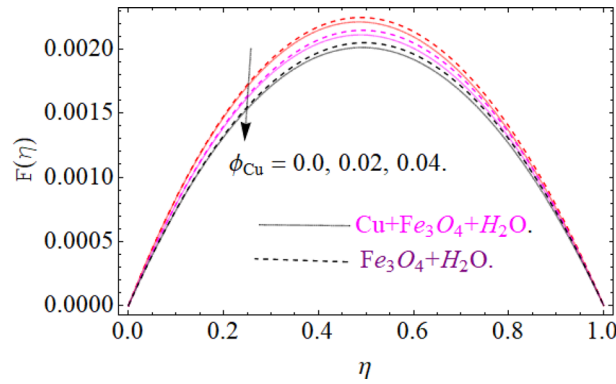


Figure 4. Impression of ϕ_{Cu} on $F(\eta)$, When $M = 0.2, \phi_{Fe_3O_4} = 0.02, Ec = 0.1, Pr = 6.2$.

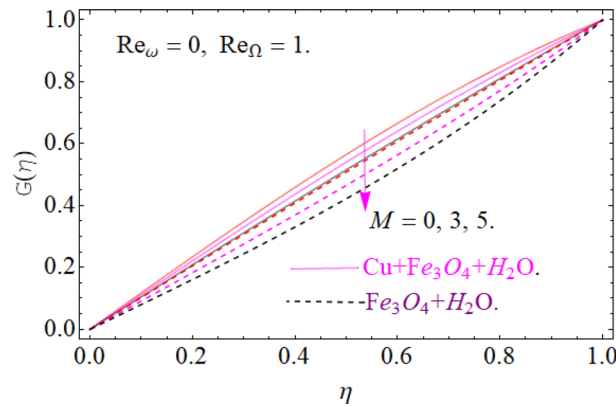


Figure 5. Impression of M on $G(\eta)$, When $\phi_{Fe_3O_4} = \phi_{Cu} = 0.02, Ec = 0.1, Pr = 6.2$.

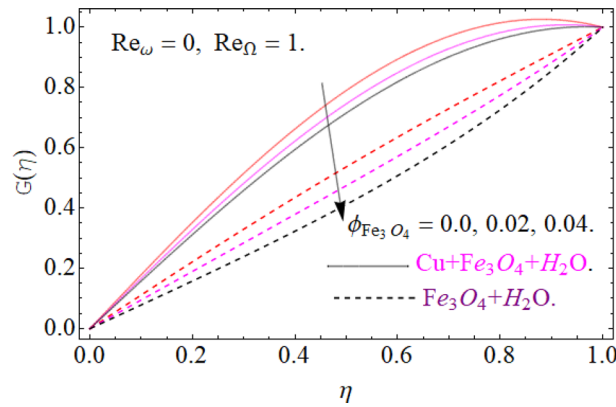


Figure 6. Impression of $\phi_{Fe_3O_4}$ on $G(\eta)$, When $M = 0.2, \phi_{Cu} = 0.02, Pr = 6.2$.

$\Theta(\eta)$ of fluid. By adding more quantity of nanoparticles ($\phi_{Fe_3O_4}, \phi_{Cu}$) in a carrier fluid enhances the viscosity and heat absorbing capacity of carrier fluid, which raises the fluid temperature elaborated in Figs. 13 and 14 respectively. The dominance of Prandtl number Pr against temperature distribution is revealed in Fig. 15. Physically, the high Prandtl fluid has always less thermal diffusivity and vice versa.

To keep in touch with the published work⁴⁵, we strictly fixed Reynolds number 12 and 2463 throughout the computational work. In case of co-rotation, the ratio of Reynolds number is set up to 1.01, and counter rotating case, it is fixed to -1. We confine the values of power index also to $n = -1, 0, 2$, only for comparison purpose with the literature^{44,45}. It can be varied with the situation, according to the model. Here case 1 means stationary disk with rotating cone, case 2 stationary cone with rotating disk, case 3 co-rotating disk and cone and case 4. When both disk and cone are counter rotating. Figure 16a,b are sketched, in order to discuss the similarity temperature

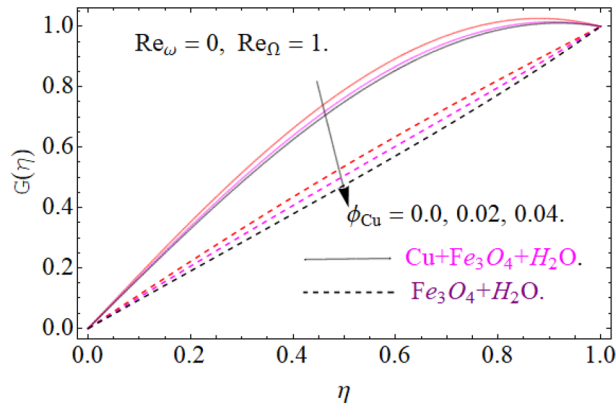


Figure 7. Impression of ϕ_{Cu} on $G(\eta)$, When $M = 0.2$, $\phi_{Fe_3O_4} = 0.04$, $Ec = 0.1$, $Pr = 6.2$.

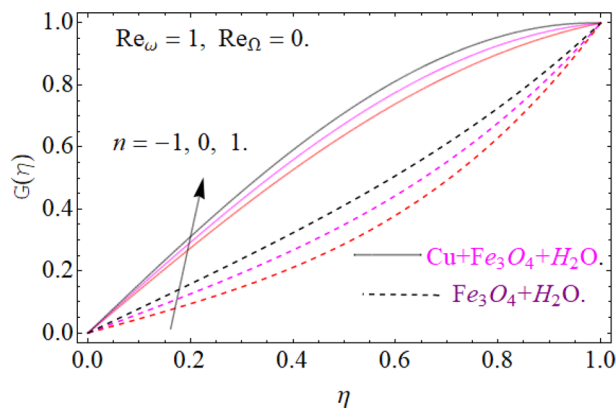


Figure 8. Case (1) Impression over $G(\eta)$, When $M = 0.2$, $\phi_{Fe_3O_4} = \phi_{Cu} = 0.02$, $Ec = 0.1$, $Pr = 6.2$.

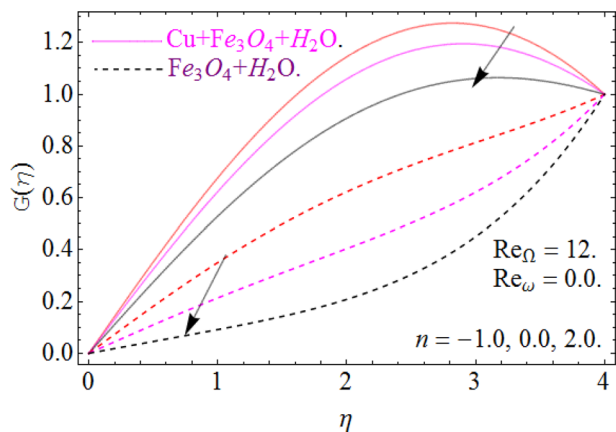


Figure 9. Case (2) on the $G(\eta)$, When $M = 0.2$, $\phi_{Fe_3O_4} = 0.4$, $\phi_{Cu} = 0.2$, $Ec = 0.1$, $Pr = 6.2$.

between a stationary disk and rotating cone (case 1), with varying credit of (Re_ω). In case 1. Temperature field is illustrated within the conical gap from the surface of the cone and disk. It can be seen that the temperature is slightly affected in the increase's manner throughout the thermal layer in normal apex angles. Although not much effect is perceived in case of minor gap angle. Actually, a critical power index $n = -1, 0, 1$, is appearing there, so the heat transmission from the surface of the disk become zero, hence the fluid at the disk surface act as an insulator, because no heat transfer phenomena take place.

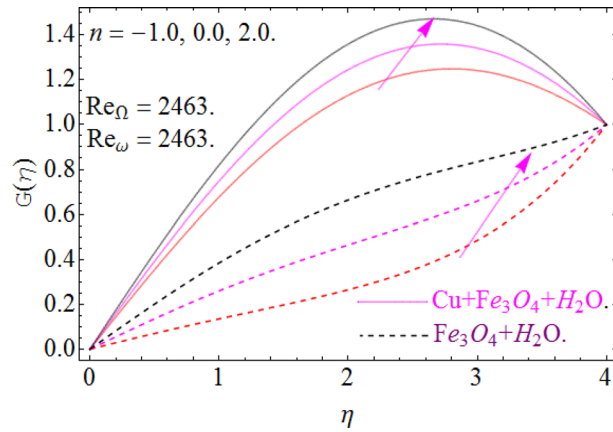


Figure 10. Case (3) on the $G(\eta)$, When $M = 0.2, \phi_{Fe_3O_4} = 0.4, \phi_{Cu} = 0.2, Ec = 0.1, Pr = 6.2$.

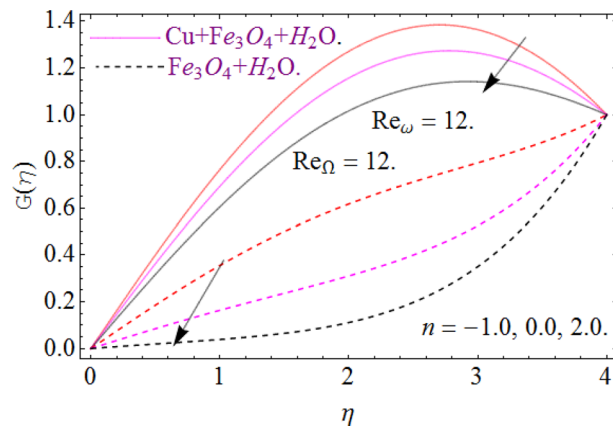


Figure 11. Case (4) on the $G(\eta)$, When $M = 0.2, \phi_{Fe_3O_4} = 0.4, \phi_{Cu} = 0.2, Ec = 0.1, Pr = 6.2$.

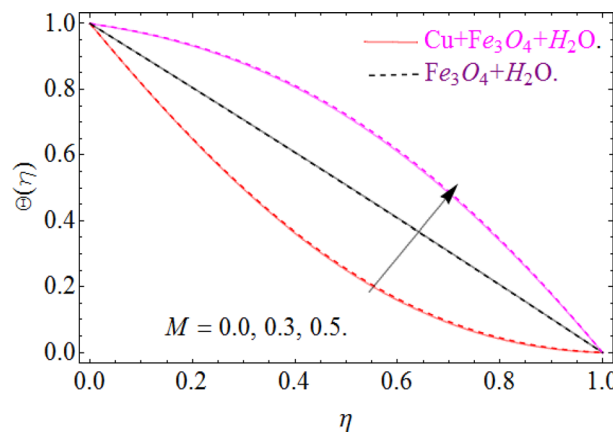


Figure 12. Impression of M on $\Theta(\eta)$, When $\phi_{Fe_3O_4} = 0.4, \phi_{Cu} = 0.2, Pr = 6.2, Re_\omega = 0.3, Re_\Omega = 0.13$.

Figure 17a,b are plotted, in order to scrutinize the temperature profile and heat transfer from the cone and the disk surface within the conical gap, according to case 2 (a stationary cone with the rotating disk). It can be seen that case 2 gains high heat transfer rate only for fixed wall temperature ($n=0$). However, cooling process increases for a stationary cone and rotating disk for a high range of radially varying disk temperature distribution. Figure 18 summarized case 3 (co-rotating disk and cone) situation. It is concluded that with the co-rotation of the disk and cone, the temperature of the system rapidly reduces. Finally, the case 4 (both disk and cone are

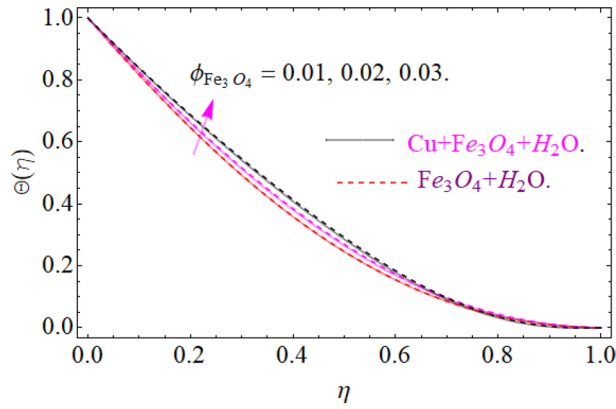


Figure 13. Impression of $\phi_{Fe_3O_4}$ on $\Theta(\eta)$, When $M = 0.2, \phi_{Cu} = 0.02, Pr = 6.2, Re_\omega = 0.3, Re_\Omega = 0.13$.

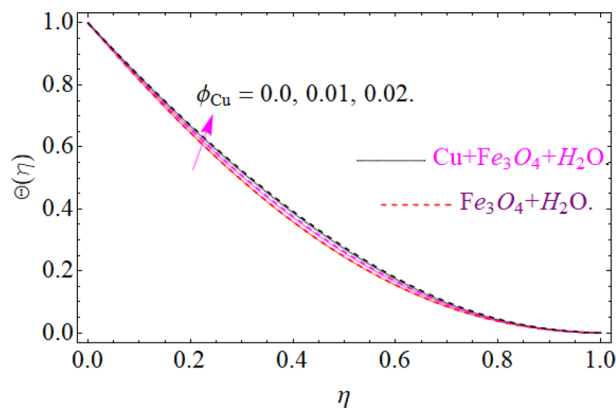


Figure 14. Impression of ϕ_{Cu} on $\Theta(\eta)$, When $M = 0.2, \phi_{Fe_3O_4} = 0.02, Pr = 6.2, Re_\omega = 0.3, Re_\Omega = 0.13$.

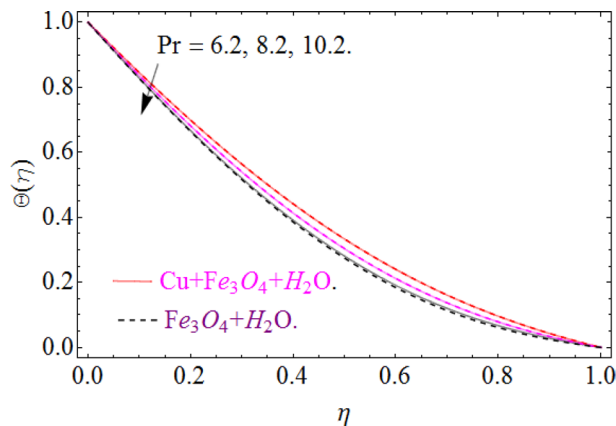


Figure 15. Impression of Pr on $\Theta(\eta)$, When $M = 0.2, \phi_{Fe_3O_4} = 0.4, \phi_{Cu} = 0.2, Re_\omega = 0.3, Re_\Omega = 0.13$.

counter rotating) is demonstrated through Fig. 19. When both disk and cone are counter rotating, they produce retardation forces, which opposes the fluid particles to move, as a result the heat produces there, which causes the uprising in temperature. The range of the important physical parameters for the proposed problem is calculated and shown in Figs. 20, 21, 22 and 23. The thermo-physical properties of the base liquid and solid particles are reflected in Table 1. The sum and square of the total residual for the Fe_3O_4 and $Fe_3O_4 + Cu$ are displayed in Tables 2 and 3. These numerical outcomes show the convergence of the HAM method and this convergence, increasing with the increasing number of iterations. Tables 4 and 5 are displayed to show the comparison between the HAM and Numerical (ND-Solve) method for the Fe_3O_4 and $Fe_3O_4 + Cu$ respectively. Again, the absolute

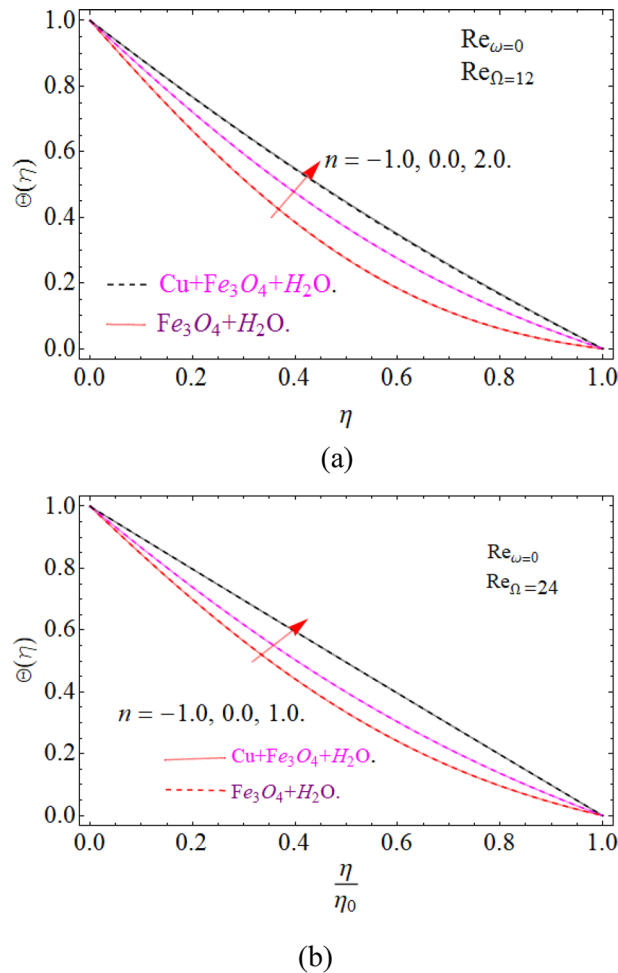


Figure 16. Impression of $\Theta(\eta)$ amongst a stationary disk and rotating cone at three different radial exponents. (a) $Re_{\Omega}=12$ and (b) $Re_{\Omega}=24$.

error in these tables shows the strong agreement between the HAM and ND-Solve method. Table 6, exhibits the numerical outcomes of the Nusselt number $-\Theta'(0)$ at the disc surface for the Fe_3O_4 and $Fe_3O_4 + Cu$ respectively. While Table 7, shows the numerical outcomes of the Nusselt number $-\Theta'(1)$ at the cone surface for the Fe_3O_4 and $Fe_3O_4 + Cu$ respectively. The impact of the important physical parameters is calculated and discussed. The larger amount of the Prandtl number declines the heat transfer rate at both the disc and cone surfaces. The increasing in the Eckert number enhancing the heat transfer rate and it happened due to the viscous dissipation term. The impact of the Prandtl number is more efficient using the hybrid nanofluid $Fe_3O_4 + Cu/H_2O$ as shown in the Tables 6 and 7. Similarly, the enrichment in the nanoparticle volume fractions enhancing the heat transfer rate and influential improvement achieved using the hybrid nanofluid $Fe_3O_4 + Cu/H_2O$. The present study is compared in the Table 8 with the existing literature and closed agreement obtained.

Conclusion

In present study real applications are revisited mainly disk-cone apparatus used for the industrial usages. A special type of hybrid nanofluid containing copper Cu and magnetic ferrite Fe_3O_4 nanoparticles are considered. Which are considered as moving or stationary, in both case counter rotating or co-rotating under the influence of magnetic field. Influences of physical interest variables on the velocity and temperature are highlighted through Figures and Tables. The concluded major findings are as follows:

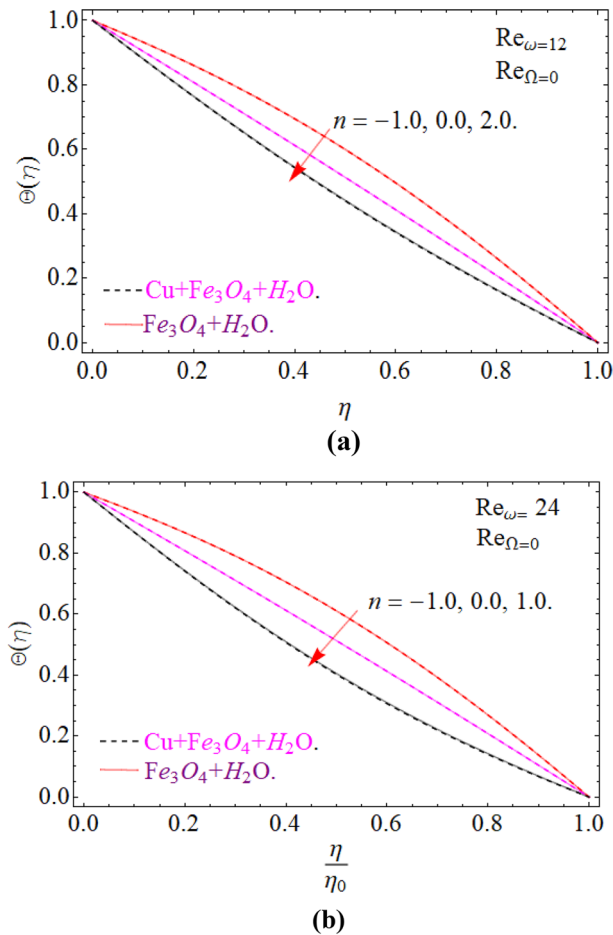


Figure 17. Impression of $\Theta(\eta)$ amongst a stationary cone and rotating disk at three different radial exponents. (a) $\text{Re}_\Omega = 12$ and (b) $\text{Re}_\Omega = 24$.

- The heat transfer rate and velocity of carrier fluid enhanced by an improving quantity of solid nanoparticles ($\phi_{\text{Fe}_3\text{O}_4}, \phi_{\text{Cu}}$).
- While the opposite scene is observed in case of magnetic parameter M , the positive increment of M reduces the velocity of fluid and raises its temperature $\Theta(\eta)$ due to retardation effect known as Lorentz force.
- The local Reynolds numbers $\text{Re}_\omega = r^2\omega/\nu$ and $\text{Re}_\Omega = r^2\Omega/\nu$ based on the angular velocity of the disk and cone positively influence the radial velocity profile $G(\eta)$.
- It is concluded that the momentum boundary layer improving with the spinning of the cone and disk in the same direction while the decline in the momentum boundary layer observed in the opposite rotation.
- It can be seen that the temperature is slightly affected in the increases manner throughout the thermal layer in normal tip angles. Although not much impact is perceived in case of minor gap angle, due to the appearance of a critical power index $n = -1, 0, 2$. So the heat transfer from the disk surface become zero, hence the fluid at the disk surface act as an insulator, because no heat transferring phenomena take place.
- The suitable range of the physical constraints for the proposed model is calculated which strengthen the convergence of the problem.

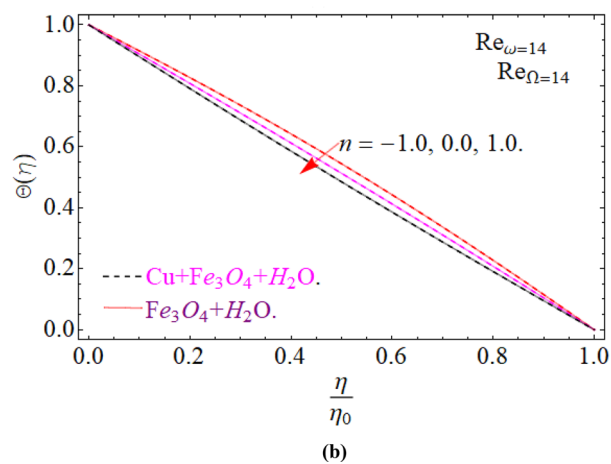
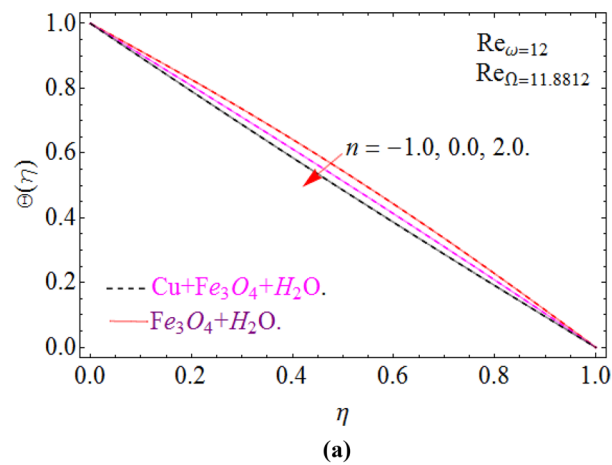


Figure 18. Impression of $\Theta(\eta)$ amongst a co-rotating disk and cone at three different radial exponents with $Re_\omega/Re_\Omega = 1.01$. (a) $Re_\omega = 12$ and (b) $Re_\omega = 14$.

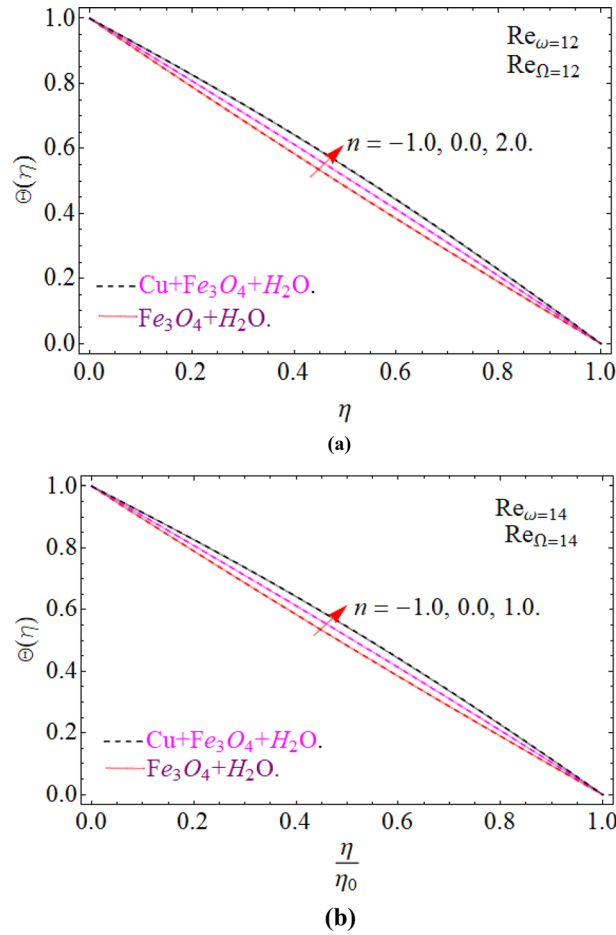


Figure 19. Impression of $\Theta(\eta)$ amongst a counter rotating disk and cone at three different radial exponents with $Re_\omega = -Re_\Omega$. (a) $Re_\omega = 12$ and (b) $Re_\omega = 14$.

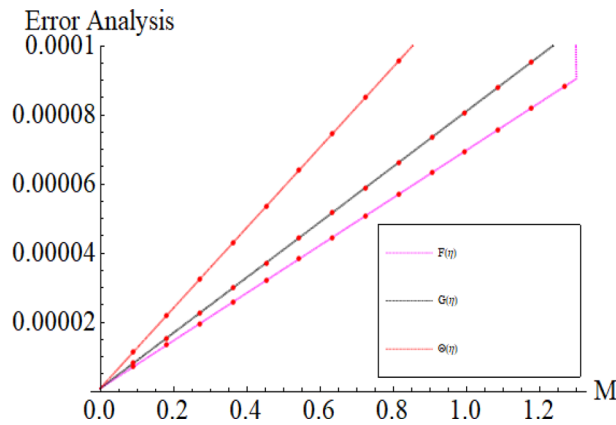


Figure 20. Impression of the parameter M range.

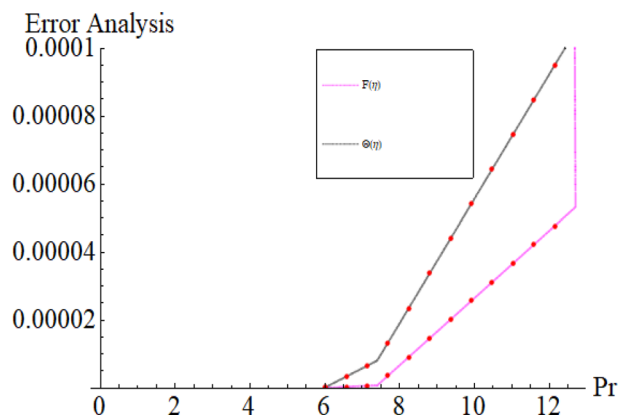


Figure 21. Impression of the parameter Pr range.

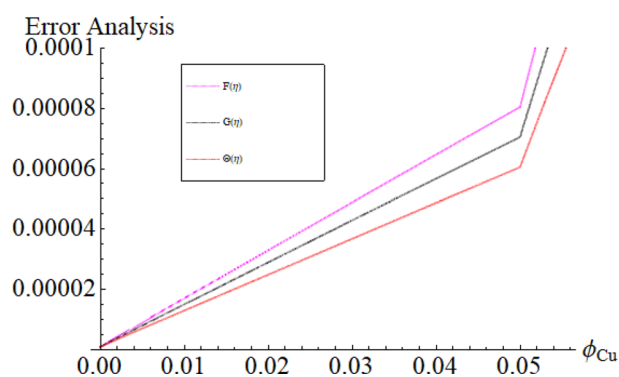


Figure 22. Impression of the parameter ϕ_{Cu} range.

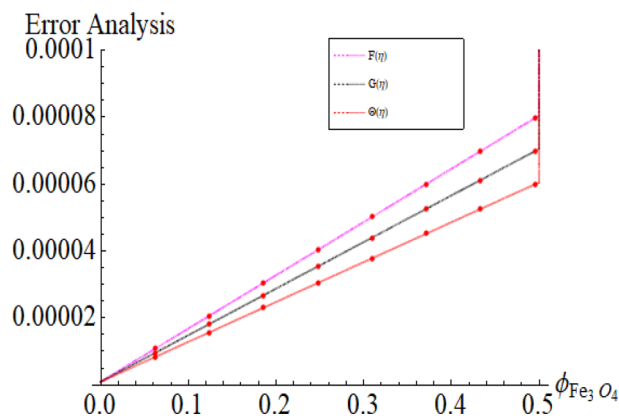


Figure 23. Impression of the parameter $\phi_{Fe_3O_4}$ range.

	$\rho(\text{kg/m}^3)$	$C_p(\text{j/kg K})$	$k(\text{W/mk})$
Water H_2O	997.1	4179	0.613
Copper Cu	8933	385	400
Iron oxide Fe_3O_4	5180	670	9.7

Table 1. The numerical properties of water, Cu and Fe_3O_4 ⁴⁶.

m	$\epsilon_m^F Fe_3O_4$	$\epsilon_m^G Fe_3O_4$	$\epsilon_m^H Fe_3O_4$	$\epsilon_m^O Fe_3O_4$
4	5.16485×10^{-3}	4.88652×10^{-7}	5.58668×10^{-3}	4.25884×10^{-3}
8	3.54455×10^{-3}	3.95355×10^{-9}	5.1578×10^{-3}	2.3672×10^{-3}
12	1.49664×10^{-4}	7.42788×10^{-11}	4.15877×10^{-4}	3.55206×10^{-4}
15	6.22764×10^{-5}	2.86429×10^{-11}	3.1787×10^{-5}	4.2556×10^{-4}

Table 2. Total squares residual errors for Fe_3O_4 . When $\phi_{Fe_3O_4} = \phi_{Cu} = 0.02, Pr = 6.2, Re_\omega = 0.3, Re_\Omega = 0.13$.

m	$\epsilon_m^F Fe_3O_4 + Cu$	$\epsilon_m^G Fe_3O_4 + Cu$	$\epsilon_m^H Fe_3O_4 + Cu$	$\epsilon_m^O Fe_3O_4 + Cu$
4	2.1142×10^{-4}	7.6448×10^{-8}	7.6266×10^{-4}	3.7438×10^{-4}
8	4.5848×10^{-4}	4.48579×10^{-8}	5.24438×10^{-4}	2.59443×10^{-4}
12	3.2239×10^{-6}	2.22825×10^{-10}	4.14419×10^{-5}	3.71532×10^{-5}
15	2.69422×10^{-5}	3.41569×10^{-11}	2.34470×10^{-8}	3.24407×10^{-6}

Table 3. Total squares residual errors for MWCNTs. $\phi_{Fe_3O_4} = \phi_{Cu} = 0.02, Pr = 6.2, Re_\omega = 0.3, Re_\Omega = 0.13$.

No	OHAM	Numerical	Absolute error
1	1.43×10^{-10}	6.335×10^{-16}	8.3298×10^{-12}
2	4.13×10^{-11}	3.734×10^{-19}	2.8139×10^{-13}
3	4.59×10^{-11}	2.9489×10^{-18}	4.5682×10^{-14}
4	7.329×10^{-13}	8.349×10^{-19}	7.7659×10^{-15}
5	6.798×10^{-13}	4.9378×10^{-19}	8.8392×10^{-15}
6	8.23×10^{-14}	8.1698×10^{-20}	6.49876×10^{-16}

Table 4. HAM and Numerical comparison for Fe_3O_4 : when $\phi_{Fe_3O_4} = \phi_{Cu} = 0.02, Pr = 6.2, Re_\omega = 0.3, Re_\Omega = 0.13$.

No	OHAM	Numerical	Error
1	4.4967×10^{-10}	5.5748×10^{-16}	3.88513×10^{-12}
2	3.4919×10^{-11}	1.2994×10^{-17}	7.1943×10^{-13}
3	7.6945×10^{-12}	7.6819×10^{-18}	6.67912×10^{-14}
4	6.52388×10^{-13}	3.72981×10^{-19}	5.96421×10^{-15}
5	4.9568×10^{-14}	7.35431×10^{-20}	4.76187×10^{-16}
6	8.18435×10^{-15}	2.8874×10^{-21}	2.92430×10^{-18}

Table 5. HAM and Numerical comparison for $Fe_3O_4 + Cu$: when $\phi_{Fe_3O_4} = \phi_{Cu} = 0.02, Pr = 6.2, Re_\omega = 0.3, Re_\Omega = 0.13$.

Pr	$-\Theta'(0)_{Fe_3O_4}$	$-\Theta'(0)_{Fe_3O_4}$	$-\Theta'(0)_{Fe_3O_4 + Cu}$	$-\Theta'(0)_{Fe_3O_4 + Cu}$
	$\phi_{Fe_3O_4} = 0.02$	$\phi_{Fe_3O_4} = 0.03$	$\phi_{Fe_3O_4} = \phi_{Cu} = 0.02$	$\phi_{Fe_3O_4} = \phi_{Cu} = 0.03$
6.3	0.966487	0.969312	0.966945	0.971377
6.4	0.965697	0.969587	0.966274	0.969668
6.5	0.964928	0.968862	0.965492	0.959958

Table 6. Exhibits the Numerical outcomes of Nusselt number $-\Theta'(0)$ at the disc surface. When $Re_\omega = 0.3, Re_\Omega = 0.13$.

Pr	$-\Theta'(1) Fe_3O_4$	$-\Theta'(1) Fe_3O_4$	$-\Theta'(1) Fe_3O_4 + Cu$	$-\Theta'(1) Fe_3O_4 + Cu$
	$\phi_{Fe_3O_4} = 0.01$	$\phi_{Fe_3O_4} = 0.02$	$\phi_{Fe_3O_4} = \phi_{Cu} = 0.01$	$\phi_{Fe_3O_4} = \phi_{Cu} = 0.02$
6.3	1.15573	1.25956	2.78864	2.79345
6.4	1.15487	1.24471	2.77196	2.78784
6.5	1.15367	1.23182	2.76845	2.77399

Table 7. Numerical outcomes of Nusselt number $-\Theta'(1)$ at the cone surface. When $Re_\omega = 0.3, Re_\Omega = 0.13$.

n	$\Theta'(0)^{47}$	$\Theta'(0)^{48}$	$\Theta'(0)$ Present study	$\Theta'(1)^{47}$	$\Theta'(1)^{48}$	$\Theta'(1)$ Present study
1	0.757932	0.758845	0.7590312	1.420219	1.421320	1.422431
2	0.766821	0.767734	0.7681201	1.431320	1.432431	1.433542
3	0.775701	0.776623	0.7770100	1.442431	1.443542	1.444653

Table 8. Comparison of outcomes of Nusselt number at the disc and cone surfaces respectively and those that of outcomes of other studies^{47,48} using only the common parameters.

Received: 24 October 2020; Accepted: 21 December 2020

Published online: 13 January 2021

References

- Phan-Thien, N. Cone-and-plate flow of the Oldroyd-B fluid is unstable. *J. Nonnewton. Fluid Mech.* **17**, 37–44 (1985).
- Spruell, C. & Baker, A. B. Analysis of a high-throughput cone-and-plate apparatus for the application of defined spatiotemporal flow to cultured cells. *Biotechnol. Bioeng.* **110**, 1782–1793 (2013).
- Hoppmann, W. H. & Baronet, C. N. Flow generated by cone rotating in a liquid. *Nature* **201**, 1205–1206 (1964).
- Owen, J. M. & Rogers, R. H. Flow and heat transfer in rotating-disc systems, united states (1989).
- Choi, S. U. S. Enhancing thermal conductivity of fluids with nanoparticles in developments and applications of non-Newtonian flows. *FED 231/MD*, 66, 99–105 (1995).
- Turkyilmazoglu, M. On the purely analytic computation of laminar boundary layer flow over a rotating cone. *Int. J. Eng. Sci.* **47**, 875–882 (2009).
- Chamkha, A. J. & Al-Mudhaf, A. Unsteady heat and mass transfer from a rotating vertical cone with a magnetic field and heat generation or absorption effects. *Int. J. Therm. Sci.* **44**, 267–276 (2005).
- Garrett, S. J., Hussain, Z. & Stephen, S. O. The cross-flow instability of the boundary layer on a rotating cone. *J. Fluid Mech.* **622**, 209–232 (2009).
- Garrett, S. J., Hussain, Z. & Stephen, S. O. Boundary-layer transition on broad cones rotating in an imposed axial flow. *AIAA J.* **48**, 1184–1194 (2010).
- Nadeem, S. & Saleem, S. Theoretical investigation of MHD nanofluid flow over a rotating cone: an optimal solution. *Inf. Sci. Lett.* **3**, 5–15 (2014).
- Towers, P. D. & Garrett, S. J. Similarity solutions of compressible flow over a rotating cone with surface suction. *Therm. Sci.* **20**, 517–528 (2016).
- Ma, Y., Mohebbi, R., Rashidi, M. M. & Yang, Z. Study of nanofluid forced convection heat transfer in a bent channel by means of lattice Boltzmann method. *Phys. Fluids* **30**, 0320–0331 (2018).
- Rasool, G. & Zhang, T. Darcy–Forchheimer nanofluidic flow manifested with Cattaneo–Christov theory of heat and mass flux over non-linearly stretching surface. *PLoS ONE* **14**(8), e0221302. <https://doi.org/10.1371/journal.pone.0221302> (2019).
- Shirejini, S. Z., Rashidi, S. & Esfahani, J. A. Recovery of drop heat transfer rate for a rotating system by nanofluids. *J. Mol. Liq.* **220**, 961–969 (2016).
- Turkyilmazoglu, M. Effects of uniform radial electric field on the MHD heat and fluid flow due to a rotating disk. *Int. J. Eng. Sci.* **51**, 233–240 (2012).
- Turkyilmazoglu, M. Fluid flow and heat transfer over a rotating and vertically moving disk. *Phys. Fluids* **30**, 63–65 (2018).
- Turkyilmazoglu, M. A note on the induced flow and heat transfer due to a deforming cone rotating in a quiescent fluid. *J. Heat Transf.* **140**, 12–20 (2018).
- Kumar, R., Seth, G. S. & Bhattacharyya, A. Entropy generation of von Karman's radiative flow with Al₂O₃ and Cu nanoparticles between two coaxial rotating disks: a finite-element analysis. *Eur. Phys. J. Plus* **134**, 59–67 (2019).
- Bhattacharyya, A., Seth, G. S., Kumar, R. & Chamkha, A. J. Simulation of Cattaneo–Christov heat flux on the flow of single and multi-walled carbon nanotubes between two stretchable coaxial rotating disks. *J. Therm. Anal. Calorim.* **139**, 1655–1670 (2020).
- Hafeez, A., Khan, M. & Ahmed, J. Flow of Oldroyd-B fluid over a rotating disk with Cattaneo–Christov theory for heat and mass fluxes. *Comput. Methods Programs Biomed.* **191**, 1053–1074 (2020).
- Nazari, S. *et al.* Numerical study on mixed convection of a non-Newtonian nanofluid with porous media in a two lid-driven square cavity. *J. Therm. Anal. Calorim.* **140**, 1121–1145 (2020).
- Ahmed, J., Khan, M. & Ahmad, L. Effectiveness of homogeneous–heterogeneous reactions in Maxwell fluid flow between two spiraling disks with improved heat conduction features. *J. Therm. Anal. Calorim.* **139**, 3185–3195 (2020).
- Rashidi, M. M., Ghahremanian, S., Toghraie, D. & Roy, P. Effect of solid surface structure on the condensation flow of Argon in rough nanochannels with different roughness geometries using molecular dynamics simulation. *Int. Commun. Heat Mass Transf.* **117**, 1–10 (2020).
- Mansoury, D., Doshmanziari, F. I., Rezaie, S. & Rashidi, M. M. Effect of Al₂O₃/water nanofluid on performance of parallel flow heat exchangers: an experimental approach. *J. Therm. Anal. Calorim.* **135**, 625–643 (2018).
- Mohebbi, M. & Rashidi, M. M. Numerical simulation of natural convection heat transfer of a nanofluid in an L-shaped enclosure with a heating obstacle. *J. Taiwan Inst. Chem. Eng.* **72**, 70–84 (2017).
- Siddiqui, A. M., Manzoor, N., Maqbool, K., Mann, A. B. & Shaheen, S. Magnetohydrodynamic flow induced by ciliary movement: an application to lower respiratory track diseases. *J. Magn. Magn. Mater.* **480**, 164–170 (2019).

27. Hafidzuddin, M. E., Nazar, R. & Arifin, N. M. Application of the Keller-box method to magnetohydrodynamic rotating flow over a permeable shrinking surface. *Embrac. Math. Divers.* **130**, 36–41 (2019).
28. Subhani, M. & Nadeem, S. Numerical investigation into unsteady magnetohydrodynamics flow of micropolar hybrid nanofluid in porous medium. *Phys. Scr.* **94**, 105–120 (2019).
29. Lokesh, H. J., Gireesha, B. J. & Kumar, K. G. Characterization of chemical reaction on magnetohydrodynamics flow and nonlinear radiative heat transfer of Casson nanoparticles over an exponentially sheet. *J. Nanofluids* **8**, 1260–1266 (2019).
30. Rauf, A., Abbas, Z. & Shehzad, S. A. Interactions of active and passive control of nanoparticles on radiative magnetohydrodynamics flow of nanofluid over oscillatory rotating disk in porous medium. *J. Nanofluids* **8**, 1385–1396 (2019).
31. Oyelakin, I. S., Lalramneihmawii, P. C., Mondal, S., Nandy, S. K. & Sibanda, P. Thermophysical analysis of three-dimensional magnetohydrodynamic flow of a tangent hyperbolic nanofluid. *Eng. Rep.* **45**, 121–144 (2020).
32. Khashi'ie, N. S. *et al.* Magnetohydrodynamics (MHD) axisymmetric flow and heat transfer of a hybrid nanofluid past a radially permeable stretching/shrinking sheet with Joule heating. *Chin. J. Phys.* **64**, 251–263 (2020).
33. Tlili, I., Nabwey, H. A., Ashwinkumar, G. P. & Sandeep, N. 3-D magnetohydrodynamic AA7072-AA7075/methanol hybrid nanofluid flow above an uneven thickness surface with slip effect. *Sci. Rep.* **10**, 1–3 (2020).
34. Khan, U., Zaib, A., Khan, I. & Nisar, K. S. Activation energy on MHD flow of titanium alloy (Ti6Al4V) nanoparticle along with a cross flow and streamwise direction with binary chemical reaction and non-linear radiation: dual solutions. *J. Mater. Res. Technol.* **9**, 188–199 (2020).
35. Goodarzi, M., Toghraie, D., Reiszadeh, M. & Afrand, M. Experimental evaluation of dynamic viscosity of ZnO–MWCNTs/engine oil hybrid nanolubricant based on changes in temperature and concentration. *J. Therm. Anal. Calorim.* **30**(136), 513–525 (2019).
36. Turkyilmazoglu, M. Single phase nanofluids in fluid mechanics and their hydrodynamic linear stability analysis. *Comput. Methods Programs Biomed.* **187**, 1051–1071 (2020).
37. Bovand, M., Rashidi, S., Ahmadi, G. & Esfahani, J. A. Effects of trap and reflect particle boundary conditions on particle transport and convective heat transfer for duct flow-A two-way coupling of Eulerian-Lagrangian model. *Appl. Therm. Eng.* **108**, 368–377 (2016).
38. Bovand, M., Rashidi, S. & Esfahani, J. A. Optimum interaction between magnetohydrodynamics and nanofluid for thermal and drag management. *J. Thermophys. Heat Transfer* **31**, 218–229 (2017).
39. Waini, I., Ishak, A. & Pop, I. Hybrid nanofluid flow towards a stagnation point on a stretching/shrinking cylinder. *Sci. Rep.* **10**, 9296. <https://doi.org/10.1038/s41598-020-66126-2> (2020).
40. Waini, I., Ishak, A. & Pop, I. Hybrid nanofluid flow and heat transfer over a permeable biaxial stretching/shrinking sheet. *Int. J. Numer. Meth. Heat Fluid Flow* **30**, 3497–3513 (2019).
41. Waini, I., Ishak, A. & Pop, I. Hybrid nanofluid flow on a shrinking cylinder with prescribed surface heat flux". *Int. J. Numer. Meth. Heat Fluid Flow* <https://doi.org/10.1108/HFF-07-2020-0470> (2020).
42. Waini, I., Ishak, A. & Pop, I. Squeezed hybrid nanofluid flow over a permeable sensor surface. *Mathematics* **8**, 898–905 (2020).
43. Yahaya, R. I., Arifin, N. M., Nazar, R. & Pop, I. Flow and heat transfer past a permeable stretching/shrinking sheet in Cu–Al₂O₃/water hybrid nanofluid. *Int. J. Numer. Meth. Heat Fluid Flow* **130**, 2345–2353 (2019).
44. Lund, L. A. *et al.* Stability analysis and multiple solution of Cu–Al₂O₃/H₂O nanofluid contains hybrid nanomaterials over a shrinking surface in the presence of viscous dissipation. *J. Mater. Res. Technol.* **9**, 421–432 (2020).
45. Aladdin, N. A., Bachok, N. & Pop, I. Cu–Al₂O₃/water hybrid nanofluid flow over a permeable moving surface in presence of hydromagnetic and suction effects. *Alex. Eng. J.* **59**, 657–666 (2020).
46. Lund, L. A., Omar, Z., Raza, J. & Khan, I. Magnetohydrodynamic flow of Cu–Fe₃O₄/H₂O hybrid nanofluid with effect of viscous dissipation: dual similarity solutions. *J. Therm. Anal. Calorim.* **421**, 1–3 (2020).
47. Turkyilmazoglu, M. On the fluid flow and heat transfer between a cone and a disk both stationary or rotating. *Math. Comput. Simul.* **95**, 3567–3572 (2020).
48. Gul, T. *et al.* CNTs-nanofluid flow in a rotating system between the gap of a disk and cone. *Phys. Scr.* **95**(12), 1–27 (2020).
49. Devi, S. U. & Devi, S. A. Heat transfer enhancement of Cu–Al₂O₃/water hybrid nanofluid flow over a stretching sheet. *J. Niger. Math. Soc.* **36**, 419–433 (2017).
50. Liao, S. J. *The Proposed Homotopy Analysis Technique for the Solution of Nonlinear Problems*. Doctoral dissertation, Ph. D. Thesis, Shanghai Jiao Tong University.
51. Liao, S. & Tan, Y. A general approach to obtain series solutions of nonlinear differential equations. *Stud. Appl. Math.* **119**, 297–354 (2007).
52. Liao, S. *Beyond Perturbation: Introduction to the Homotopy Analysis Method* (CRC Press, Boca Raton, 2003).
53. Rasool, G., Shafiq, A. & Durur, H. Darcy-Forchheimer relation in magnetohydrodynamic Jeffrey nanofluid flow over stretching surface. *Discrete Contin. Dyn. Syst.* <https://doi.org/10.3934/dcdss.2020399> (2019).
54. Rasool, G., Shafiq, A., Khalique, C. M. & Zhang, T. Magnetohydrodynamic Darcy Forchheimer nanofluid flow over a nonlinear stretching sheet. *Phys. Scr.* <https://doi.org/10.1088/1402-4896/ab18c8> (2019).
55. Gul, T., Noman, W., Sohail, M. & Khan, M. A. Impact of the Marangoni and thermal radiation convection on the graphene-oxide-water-based and ethylene-glycol-based nanofluids. *Adv. Mech. Eng.* **116**, 567–573 (2019).
56. Shehzad, N., Zeeshan, A., Ellahi, R. & Vafai, K. Convective heat transfer of nanofluid in a wavy channel: Buongiorno's mathematical model. *J. Mol. Liq.* **222**, 446–455 (2016).

Author contributions

T.G.= Mathematical model, Figures, Tables Kashifullah= Analysis, M.B. = Figures and writing Wajdi Alghamdi= Solution, M.I.A. = Comparison T.A.= Conclusion.

Competing interests

The authors declare no competing interests.

Additional information

Correspondence and requests for materials should be addressed to T.A.

Reprints and permissions information is available at www.nature.com/reprints.

Publisher's note Springer Nature remains neutral with regard to jurisdictional claims in published maps and institutional affiliations.



Open Access This article is licensed under a Creative Commons Attribution 4.0 International License, which permits use, sharing, adaptation, distribution and reproduction in any medium or format, as long as you give appropriate credit to the original author(s) and the source, provide a link to the Creative Commons licence, and indicate if changes were made. The images or other third party material in this article are included in the article's Creative Commons licence, unless indicated otherwise in a credit line to the material. If material is not included in the article's Creative Commons licence and your intended use is not permitted by statutory regulation or exceeds the permitted use, you will need to obtain permission directly from the copyright holder. To view a copy of this licence, visit <http://creativecommons.org/licenses/by/4.0/>.

© The Author(s) 2021