

Research

Michelle Greiver, Alys Havard, Juliana KF Bowles, Sumeet Kalia, Tao Chen, Babak Aliarzadeh, Rahim Moineddin, Julian Sherlock, William Hinton, Frank Sullivan, Braden O'Neill, Conrad Pow, Aashka Bhatt, Fahurrozi Rahman, Bernardo Meza-Torres, Melisa Litchfield and Simon de Lusignan

Trends in diabetes medication use in Australia, Canada, England, and Scotland:

a repeated cross-sectional analysis in primary care

Abstract

Background

Several new classes of glucose-lowering medications have been introduced in the past two decades. Some, such as sodium-glucose cotransporter 2 inhibitors (SGLT2s), have evidence of improved cardiovascular outcomes, while others, such as dipeptidyl peptidase-4 inhibitors (DPP4s), do not. It is therefore important to identify their uptake in order to find ways to support the use of more effective treatments.

Aim

To analyse the uptake of these new classes among patients with type 2 diabetes.

Design and setting

This was a retrospective repeated cross-sectional analysis in primary care. Rates of medication uptake in Australia, Canada, England, and Scotland were compared.

Method

Primary care Electronic Medical Data on prescriptions (Canada, UK) and dispensing data (Australia) from 2012 to 2017 were used. Individuals aged ≥ 40 years on at least one glucose-lowering drug class in each year of interest were included, excluding those on insulin only. Proportions of patients in each nation, for each year, on each class of medication, and on combinations of classes were determined.

Results

Data from 238 619 patients were included in 2017. The proportion of patients on sulfonylureas (SUs) decreased in three out of four nations, while metformin decreased in Canada. Use of combinations of metformin and new drug classes increased in all nations, replacing combinations involving SUs. In 2017, more patients were on DPP4s (between 19.1% and 27.6%) than on SGLT2s (between 10.1% and 15.3%).

Conclusion

New drugs are displacing SUs. However, despite evidence of better outcomes, the adoption of SGLT2s lagged behind DPP4s.

Keywords

diabetes mellitus, type 2; drug therapy; electronic health records; pharmacoepidemiology; primary health care.

INTRODUCTION

Diabetes is one of the most common chronic conditions worldwide and is associated with elevated risks of morbidity and early mortality.¹ Medication options for the management of elevated blood sugar have evolved; several new classes of glucose-lowering medications for diabetes have been introduced. Dipeptidyl peptidase-4 inhibitors (DPP4s) have a lower risk of hypoglycaemia than older drugs such as sulfonylureas (SUs).² However, the class does not improve cardiovascular risk compared to placebo.^{3,4} Sodium-glucose cotransporter 2 inhibitors (SGLT2s) and glucagon-like peptide 1 receptor agonists (GLP1s) have been introduced in the past two decades.^{5,6} Drugs in both classes have been found to be associated with a reduction in cardiovascular outcomes, decreases in the progression of renal disease, and lower rates of heart failure in high-risk patients with diabetes.⁵⁻⁷ The

seminal trials establishing the safety of these agents and their effectiveness at improving cardiovascular outcomes were EMPA-REG for empagliflozin, a SGLT2 (September 2015),⁵ and LEADER for liraglutide, a GLP1 (July 2016),⁶ leading to guideline recommendations to use these classes in people with diabetes who have an elevated cardiovascular risk.⁸⁻¹⁰ Additional trials have since been published, confirming decreases in cardiovascular events.¹¹⁻¹³ In a recent systematic review, SGLT2s and GLP1s were associated with lower mortality compared with DPP4s.⁴

Metformin has traditionally been the first-line medication to reduce glucose and continues to be recommended as such;⁸⁻¹⁰ some have questioned its effectiveness at reducing all-cause and cardiovascular mortality.¹⁴ Sulfonylureas are more likely to be associated with hypoglycaemia than other classes of oral medications^{8,9} and may be associated with an unfavourable

M Greiver (ORCID: 0000-0001-8957-0285), MSc, MD, CCFP, FCFP, research chair and associate professor; **B O'Neill**, PhD, family physician, clinician scientist, Department of Family and Community Medicine, North York General Hospital, Toronto, Canada and Department of Family and Community Medicine, Faculty of Medicine, University of Toronto, Toronto, Canada. **A Havard**, PhD, senior research fellow; **M Litchfield**, MPH, data manager, Centre for Big Data Research in Health, University of New South Wales Sydney, Sydney, Australia. **JKF Bowles**, PhD, director of impact; **F Rahman**, MSc, analyst, School of Computer Science, University of St Andrews, St Andrews, UK. **S Kalia**, PhD(c), MSc, analyst; **B Aliarzadeh**, MD, data manager; **R Moineddin**, PhD, biostatistician; **A Bhatt**, MSc, BSc, research officer, Department of Family and Community Medicine, Faculty of Medicine, University of Toronto, Toronto, Canada. **T Chen**, PhD, MSc, data manager; **C Pow**, GDipBus, senior manager, Department of Family and Community Medicine, North York General Hospital, Toronto, Canada, and Diabetes Action Canada, Toronto, Canada. **J Sherlock**, BA, SQL developer; **W Hinton**, MSc, research fellow; **B Meza-Torres**, analyst, Nuffield Department of Primary Care

Health Sciences, University of Oxford, Oxford, UK, and Department of Clinical and Experimental Medicine, University of Surrey, Guildford, UK.

F Sullivan (ORCID: 0000-0002-6623-4964), FRSE, director of research, Department of Family and Community Medicine, Faculty of Medicine, University of Toronto, Toronto, Canada, and School of Medicine, University of St Andrews, St Andrews, UK. **S de Lusignan**, MD, professor of primary care and clinical informatics, Nuffield Department of Primary Care Health Sciences, University of Oxford, Oxford, UK; director, Royal College of General Practitioners Research and Surveillance Centre, London, UK.

Address for correspondence

Michelle Greiver, Family and Community Medicine, North York General Hospital, 4001 Leslie Street, LE 140 Toronto, Ontario, Canada M2K 1E1.

Email: michelle.greiver@nygh.on.ca

Submitted: 29 May 2020; **Editor's response:** 8 June 2020; **final acceptance:** 24 August 2020.

©The Authors

This is the full-length article (published online 23 Feb 2021) of an abridged version published in print. Cite this version as: **Br J Gen Pract 2021**; DOI: <https://doi.org/10.3399/bjgp20X714089>

How this fits in

Metformin has been a mainstay of treatment for type 2 diabetes mellitus since 1998, following evidence of better cardiovascular outcomes; this evidence is lacking for sulfonylureas. Some newer drugs, such as sodium-glucose cotransporter 2 inhibitors (SGLT2s) and glucagon-like peptide 1 (GLP1), decrease the risk of adverse cardiac and renal outcomes in patients at higher risk, while others, such as dipeptidyl peptidase-4 inhibitors (DPP4s), are not better than placebo. The authors found that older drugs, such as sulfonylureas, are being displaced by newer drugs and that more DPP4s than SGLT2s are used. GPs should consider emerging evidence of outcome benefits when prescribing.

risk-to-benefit balance in some older adults (≥ 65 years).^{15,16}

In addition, there is a possible increase in cardiovascular risk when SUs are added to metformin.^{17,18} Guidelines now recommend combining metformin with SGLT2s or GLP1s as preferred agents when cardiovascular or renal disease is present. These agents should be considered when minimising weight gain or when weight loss is a goal of care.¹⁰ SGLT2s and GLP1s are associated with weight loss, whereas DPP4s are weight neutral.¹⁰ The majority of patients with diabetes have a body mass index in the overweight or obese range.^{19,20} The use of SGLT2s or GLP1s should therefore supersede that of DPP4s owing to indications in more clinical contexts.

Although metformin continues to be a first-line drug, cardiovascular protection using it seems to be less than that observed with SGLT2s or GLP1s.²¹ It is possible that SGLT2s and GLP1s may be preferred as first line in the future,²² though this is not yet recommended in guidelines.

Recent observational reports have highlighted significant changes in glucose-lowering medications, including decreasing use of SUs and increasing use of all newer drugs in the US, UK, and Denmark.²³⁻²⁶ The increasing availability of national medication information provides opportunities to follow, compare, and contrast trends in antidiabetic medication use in different nations that share healthcare systems with common features. The differential uptake of new medications should be studied, as there is now evidence of improved outcomes for some treatments (SGLT2s, GLP1s), and not for others (DPP4s).

Australia,²⁷ Canada,²⁸ and the UK²⁹ have high functioning, publicly funded healthcare systems that include primary care as a key element;³⁰ most patients with diabetes are followed in primary care in these nations. There is limited information on the uptake of newer medications with differences in outcomes in countries with similar, high-functioning primary care systems, such as those studied in this project.

The objectives of this project were to study trends in diabetes medications in the presence of competing new drugs and changing evidence and guidelines. This was compared in different nations with similar healthcare systems.

METHOD

A repeated cross-sectional retrospective observational design was used. The strengthening the reporting of observational studies in epidemiology (STROBE) checklist was applied for reporting observational studies.³¹

Settings and data sources

Data from Australia, Canada, England, and Scotland were obtained and used from 1 January 2012 to 31 December 2017 (from 01 July 2012 to 31 December 2017 for Australia). Analyses were conducted in parallel in each nation. The two UK databases were analysed separately because there have been differences in the health systems of the four nations that make up the UK since 1998.³²⁻³⁴

Canadian and UK databases used routinely collected clinical electronic medical record (EMR) data from primary care databases; these were prescribing data. The Australian database included population-wide pharmaceutical dispensing data.

Australia

In Australia, all citizens, permanent residents, and eligible foreign visitors, that is, those with reciprocal healthcare agreements with Australia, are entitled to subsidised access to prescribed medications through the Pharmaceutical Benefits Scheme (PBS). In this study, dispensing data for a 10% random sample of PBS-eligible persons were used. This is a standard dataset provided by the Australian Government Services Australia for analytical use.³⁵ Since July 2012, PBS data has had complete capture of all dispensing of PBS-listed medications, irrespective of price; only medications priced above the co-payment threshold were recorded before this.

Funding

This study was supported by Diabetes Action Canada, which is funded in part through a Canadian Institutes of Health Research chronic disease network grant under the Strategy for Patient-Oriented Research (funding reference number: SCA 145101). Michelle Greiver is supported through the Gordon F Cheesbrough Research Chair in Family and Community Medicine from North York General Hospital. Acquisition of the Pharmaceutical Benefits Scheme (PBS) 10% sample data was supported by an NHMRC Centre of Research Excellence Grant (reference number: 1060407) and a Cooperative Research Centre Project Grant from the Australian Department of Industry, Innovation and Science (reference number: CRC-P-439). Alys Havard was supported by a New South Wales (NSW) Health Early-mid Career Fellowship. Bernardo Meza-Torres was supported by the Marie Skłodowska-Curie Innovative Training Network (HealthPros — Healthcare Performance Intelligence Professionals) funded by the European Union Research Framework Programme Horizon 2020, grant agreement N. 765141. The opinions, results, and conclusions reported in this paper are those of the authors and are independent from the funding sources.

Canada

The National Diabetes Repository was used, which was created in 2018 using de-identified data from EMRs of participating primary care repositories in five Canadian provinces and participating in the Canadian Primary Care Sentinel Surveillance Network.³⁶ The Repository includes data on all patients identified as having either type 1 or type 2 diabetes using a validated algorithm.³⁷

UK — England

Data from the Royal College of General Practitioners Research and Surveillance Centre (RCGP RSC) were used, one of Europe's oldest sentinel networks, and in 2019 is in its 53rd year.³⁸ Its primary role is monitoring flu, other infections, and measuring vaccine effectiveness.³⁹ It has also been extensively involved in diabetes research⁴⁰ and captures cardiovascular outcomes.⁴¹

UK — Scotland

The Scottish Care Information — Diabetes Collaboration database was used, which includes nearly all patients in Scotland with diabetes.⁴² It includes data from primary care (visits, laboratory tests), hospital diabetes clinics, community care, and retinopathy screening.

Study population

The population of interest was persons, aged ≥ 40 years, living with type 2 diabetes defined as receiving at least one glucose-lowering medication for each year of interest. Receipt of one of these medications was defined as receiving a prescription in Canada and the UK, and as receiving a dispensing in Australia. Patients aged < 40 years were excluded as younger persons have a greater likelihood of being diagnosed with type 1 diabetes.⁴³ Also, patients receiving insulin only were excluded, as they were more likely to have type 1 diabetes rather than type 2.

Ascertainment of glucose-lowering medication use

Patients using glucose-lowering medications from each class were identified as those with at least one drug provided for each class of medication during each year of interest. The classes of medication were: metformin, SUs, DPP4, insulin, SGLT2s, GLP1, glitazones, and other (acarbose, meglitinides).^{8,9} Medications in these classes were identified from prescription and dispensing records according to the anatomical therapeutic chemical (ATC)

codes provided in Supplementary Table S1. Medications prescribed as combinations in a single pill were counted as if each separate class had been provided. Insulins were excluded from combinations of medications as this class is available without a prescription in several Canadian provinces.⁴³

Covariates

Available variables reported from all nations included age ranges and sex as of 31 December 2017. Relevant laboratory values are reported in the present study: vital signs (blood pressure, body mass index), number of comorbidities, and number of encounters in Canada and the UK. Information on ethnicity was available for EMR data in the UK only.

Statistical analysis

To report patterns of prescribing (dispensing in Australia) over time, the authors examined the proportion of the study population on each class of medication in each nation for each year of interest using descriptive statistics. The numerator was the number of patients with at least one medication in a drug class of interest in each year. They also reported proportions for each data source with respect to patients' sex and age range. The 95% confidence intervals (CIs) for the difference in two proportions were generated using normal approximation and pooled variance.

To study whether the newer classes are complementing or replacing older drugs, the authors described trends in the proportions of the population taking medications as sole agents. To examine combinations of medications on a foundation of metformin, proportions of patients on only two (double therapy), three (triple therapy), or four (quadruple therapy) classes of medications of interest during each year were calculated. Statistical analyses were conducted using SAS software (version 9.4).

RESULTS

Data from 238 619 patients were included by 2017 in 2017: 106 000 patients in Australia, 28 063 in Canada, 88 953 in England, and 15 603 in Scotland. A flow diagram for cohort generation in 2017 is shown in Figure 1.

Patient characteristics are shown in Supplementary Table S2. Percentages of patients receiving each class of medication are shown on Figure 2a; percentages of patients using metformin are shown on Figure 2b as it was prescribed to a much larger proportion of patients than

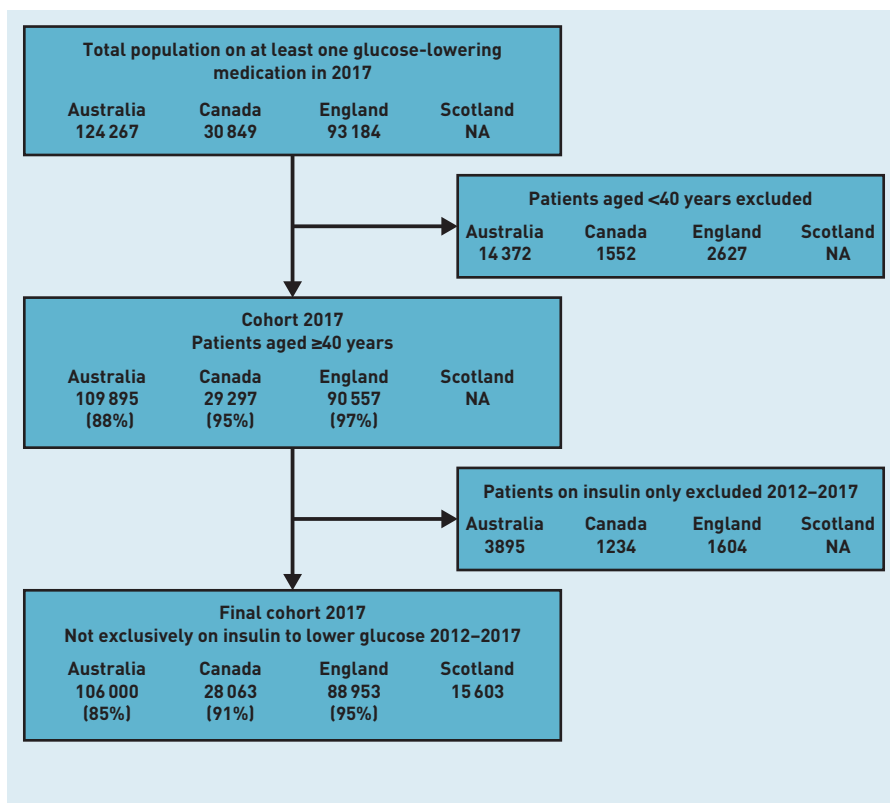


Figure 1. Flow diagram for generation of cohorts in 2017. Percentages reflect: Numerator: number of patients remaining in cohort. Denominator: number of patients at cohort inception. For example, the England cohort starts at 93 184 patients. Remove 2627 patients aged <40. Remainder is 90 557. $(90\,557/93\,184) \times 100 = 97\%$. NA = not applicable.

Ethical approval

All participating primary care providers in Canada and the UK provided written informed consent for the collection and analysis of their EMR data. The study received a favourable opinion from the Royal College of General Practitioners (RCGP) Research and Surveillance Centre (RSC) study review panel. The study was reviewed and approved by the University of Toronto's Research Ethics Board (protocol number: 36697); it was reviewed and approved by the patient-led Diabetes Action Canada Research Governing Committee. Use of the PBS 10% sample data for this study was approved by the NSW Population and Health Services Research Ethics Committee (approval reference: 2013/11/494).

any other medication class. Denominators for each year and each nation, and rates of medication use, are also presented in Supplementary Table S3 (percentages add up to more than 100% as patients may be on several medication classes simultaneously).

The overall change from 2012 to 2017 for metformin, sulfonylureas, DPP4s, SGLT2s, and GLP1s is shown on Table 1. The use of SUs decreased over the 6 years of observation in three out of four nations; metformin use decreased in Canada by 4.7%; 95% CI = 5.05 to 4.34.

Although SGLT2s were rarely prescribed in 2012, by 2017, between 10.1% and 15.3% of patients were on that class. DPP4 usage ranged between 19.1% and 27.6% in 2017 (Figure 2a).

Patterns of prescriptions by patient sex are shown in Supplementary Figure S1a and S1b, and in Supplementary Table S4; changes were similar by sex. Patterns by age ranges are shown in Supplementary Figure S2a and S2b and Supplementary Table S5. The uptake of SGLT2s was highest among younger patients (aged 40–60 years).

Table 1. Change in proportion of patients on metformin, sulfonylureas, dipeptidyl peptidase-4 inhibitors (DPP4s), sodium-glucose cotransporter 2 inhibitors (SGLT2s), and glucagon-like peptide 1 receptor agonists (GLP1s) between 2012 and 2017

Medication class	Nation	Change in proportion of patients on medication, % (95% CI)	
Metformin	Australia	3.4	(3.24 to 3.55)
	Canada	-4.7	(-5.05 to -4.34)
	England	-1.4	(-1.60 to -1.30)
	Scotland	-0.7	(-1.16 to -0.29)
Sulfonylurea	Australia	-8.8	(-9.00 to -8.59)
	Canada	-7.6	(-8.10 to -7.18)
	England	-9.9	(-10.10 to -9.63)
	Scotland	1.4	(0.77 to 2.02)
DPP4	Australia	12.6	(12.41 to 12.79)
	Canada	10.4	(10.07 to 10.73)
	England	11.1	(10.96 to 11.34)
	Scotland	10.2	(9.68 to 10.71)
SGLT2	Australia	15.3	(15.17 to 15.43)
	Canada	11.6	(11.38 to 11.82)
	England	10.1	(9.94 to 10.16)
	Scotland	10.1	(9.75 to 10.45)
GLP1	Australia	2.9	(2.81 to 2.98)
	Canada	1.4	(1.30 to 1.50)
	England	1.3	(1.17 to 1.39)
	Scotland	1.3	(1.06 to 1.54)

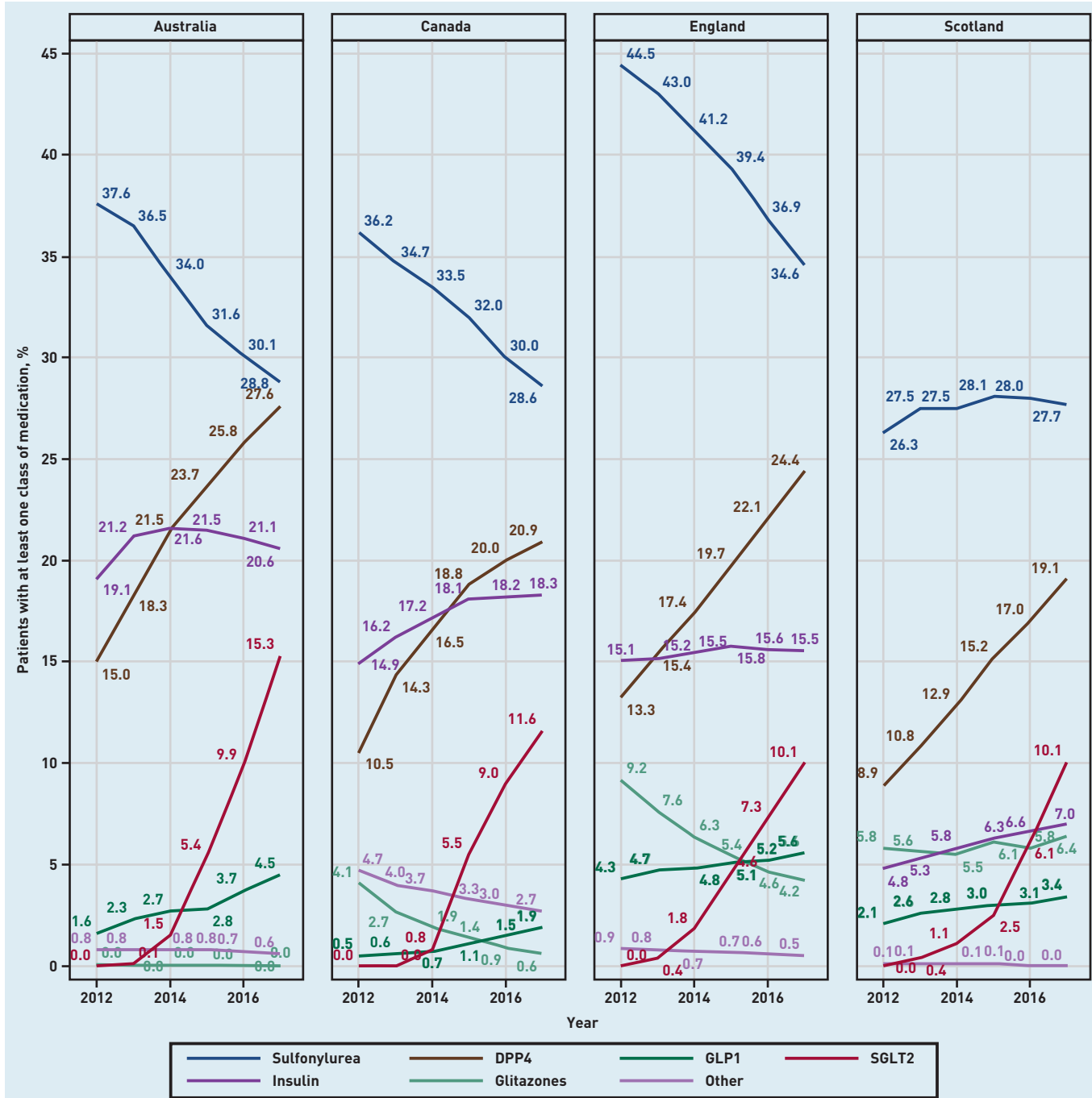


Figure 2a. Proportion of patients with at least one prescription/dispensing for a glucose-lowering medication in each year, according to class of medication.
 DPP4 = dipeptidyl peptidase-4 inhibitor.
 GLP1 = glucagon-like peptide 1 receptor agonists.
 SGLT2 = sodium-glucose cotransporter 2 inhibitor.

The prevalence of sole agents is shown in Supplementary Figures S3a and S3b. About half of all patients were on sole agents for the drugs studied. Between 88.9% and 96.2% of patients on sole medications were on metformin in 2017 (percentages are not shown in tables). In Canada, the use of metformin as sole agent decreased by 5.1% while the use of either DPP4s or SGLT2s as sole agents increased by 2.8%, to 3.9% of patients on any glucose-lowering medication (Supplementary Figure S3). In

Canada in 2017, 7.4% (2012: 48.2%, 2017: 43.1%, difference -5.1%, 2012: 1.1%, 2017: 3.9%, difference: 2.8%) of patients using a sole agent were on either a DPP4 or a SGLT2; the other nations adopted newer medications as sole drugs at a lower rate.

Percentages of non-insulin medications provided on a foundation of metformin (double therapy) are shown in Figure 3, and in Supplementary Table S6a. The proportion of patients on double therapy decreased by 3.8% in Australia and increased by 9.5%

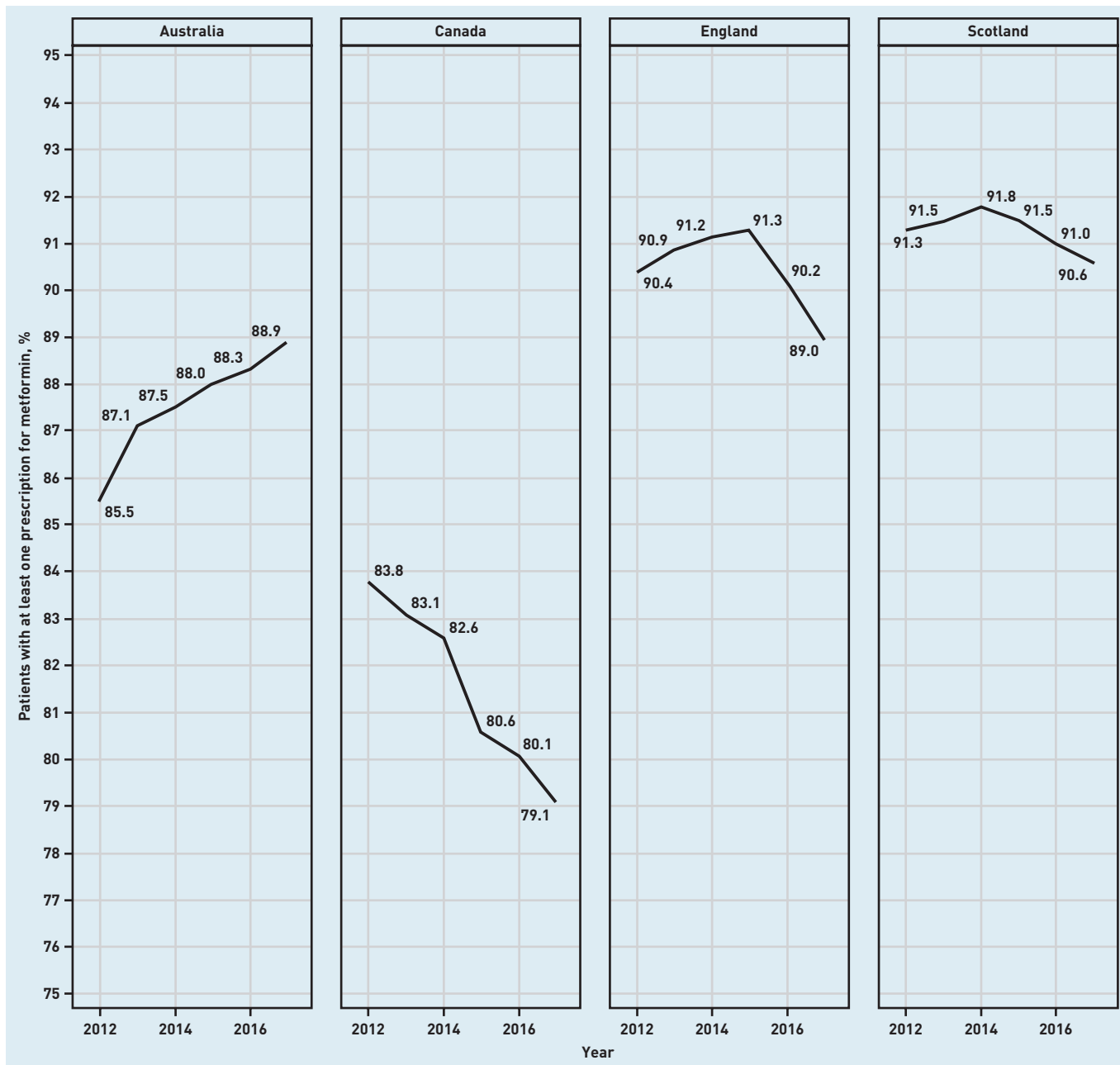


Figure 2b. Proportion of patients with at least one prescription/dispensing for metformin in each year.

in Canada, 8.5% in England, and 5.5% in Scotland (Supplementary Table S6a). The proportion of patients on combinations of metformin and SU decreased in all settings, whereas combinations of metformin and DPP4s increased in all settings, ranging from 7.4% to 19.1% of patients in 2017. Combinations using SGLT2s were rare in 2012; in 2017, these ranged from 3.0% to 8.7% of patients. The increase in metformin–SGLT2s combinations between 2015 and 2017 outpaced that for metformin–DPP4s by 2.4% in Australia and Canada, 2.2% in England, and 1.6% in Scotland.

In 2017, use of either a DPP4 or a SGLT2 as double therapy on a foundation of metformin approached or exceeded the use of an SU. The percentage of patients on either new drug as combination therapy with metformin ranged from 11.1% to 27.8% (percentages can be calculated from Supplementary Table S6a). Information on triple and quadruple non-insulin therapy on a foundation of metformin (selected drug classes) is presented in Supplementary Tables S6b–c. Triple therapy with the drugs in question increased in all nations. Quadruple therapy was found in <2.5% of patients in 2017, for all nations.

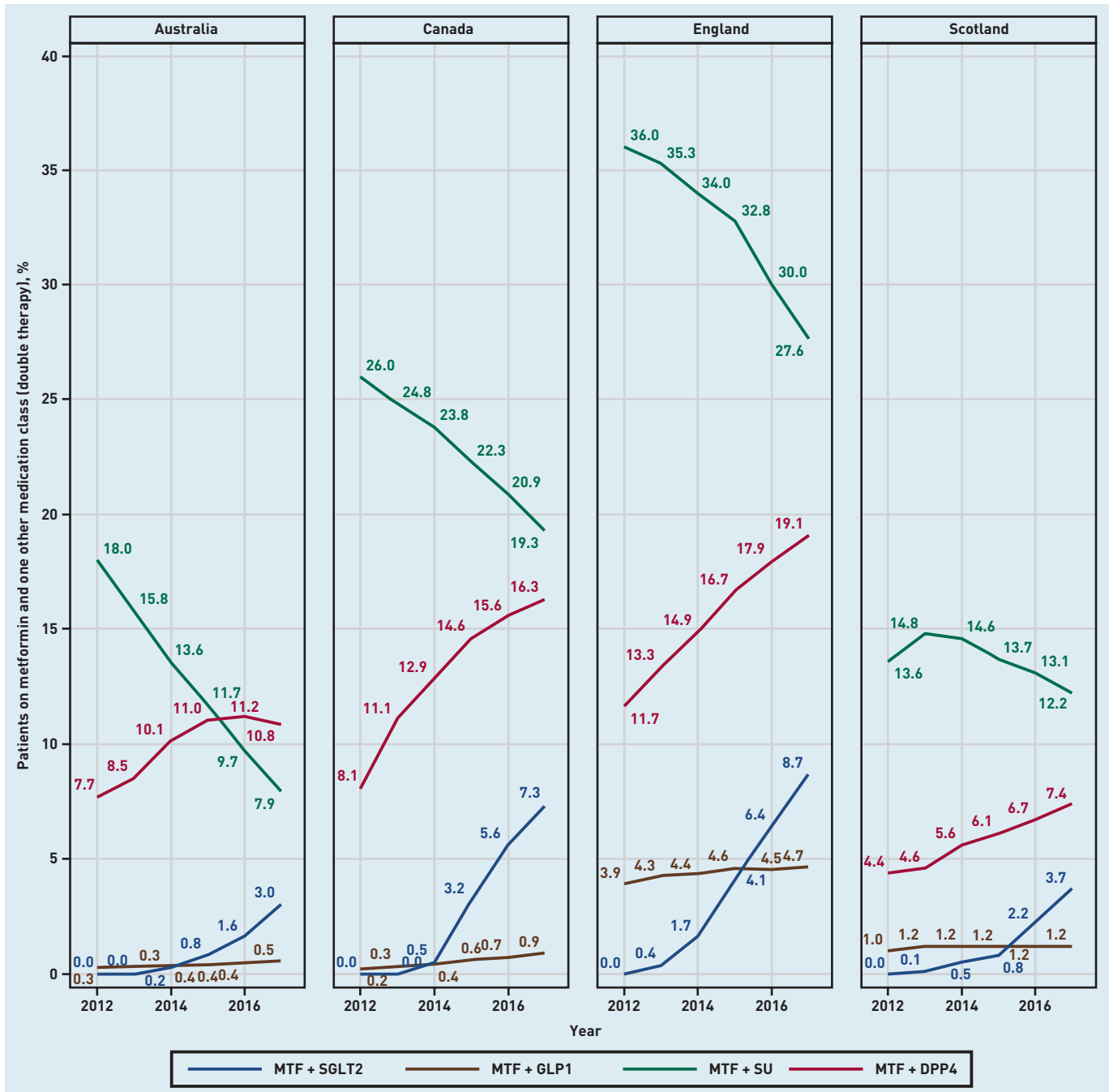


Figure 3. Proportion of patients on metformin and one other medication class (double therapy).
 DPP4 = dipeptidyl peptidase-4 inhibitor.
 GLP1 = glucagon-like peptide 1 receptor agonists.
 MTF = metformin. SGLT2 = sodium-glucose cotransporter 2 inhibitor. SU = sulfonylureas.

DISCUSSION

Summary

The presented comparison across Australia, Canada, England, and Scotland demonstrates substantial and rapid changes in glucose-lowering medication use for type 2 diabetes between 2012 and 2017. Although most patients were on the recommended first-line medication, metformin, use of this drug decreased in Canada. Newer drugs were displacing SUs, with similar trends in all four nations; DPP4s were used more frequently than SGLT2s or

GLP1s, despite evidence of more favourable outcomes for the latter two in preventing adverse cardiovascular outcomes.

The finding of a decrease in metformin use in Canada was surprising and has not been reported elsewhere to the authors' knowledge; this observation should be replicated in other studies, as guidelines continue to recommend this drug as first-line treatment.⁸

Strengths and limitations

The authors used routinely collected data from community-based primary care and

Provenance

Freely submitted; externally peer reviewed.

Competing interests

The authors have declared no competing interests.

Acknowledgements

The authors are grateful to the physicians and patients who allowed data sharing for the RCGP RSC, for UTOPIAN, and for other Practice Based Research Networks contributing to the National Diabetes Repository. They would like to acknowledge the Strategy for Patient-Oriented Research Network in Chronic Diseases, Diabetes Action Canada. Diabetes Action Canada's National Diabetes Repository was a source of data in the present analysis. The results or views expressed are those of the author(s) and not necessarily of Diabetes Action Canada. They also thank EMIS, In Practice Systems, TPP SystmOne, and other computerised medical record system vendors who collaborate with RCGP RSC to facilitate data extraction, and Apollo from the Wellbeing group for data extraction in the UK. The principal funding of RCGP RSC for its work as a surveillance system is by Public Health England. The authors thank the Australian Government Services Australia for providing access to PBS data. Parts of this study were presented in a poster at the North American Primary Care Research Group (NAPCRG) Annual Conference, Chicago, Illinois, 9–13 November 2018.

Open access

This article is Open Access: CC BY 4.0 licence (<http://creativecommons.org/licenses/by/4.0/>).

Discuss this article

Contribute and read comments about this article: bjgp.org/letters

included a large sample of both patients and primary care providers from multiple settings across Australia, Canada, and the UK, observed over 6 years. Therefore, this study reasonably reflects current clinical practices for individuals receiving primary care in the settings studied, all of which have universal, publicly funded health care with primary health care as foundational elements.

The EMR data were a convenience sample of primary care practices that contributed data in Canada and the UK, and may not necessarily be representative. Medications from specialists and other providers were not included in those datasets; some family physicians may not be entering prescriptions correctly into their EMRs. Diabetes guidelines currently recommend SGLT2s or GLP1s in patients at high cardiovascular risk; however, the authors were unable to segment this population owing to data limitations.

Comparison with existing literature

Two recent studies found high rates of initial use of metformin in the UK, followed by replacement of SUs with DPP4s and SGLT2s as additional medications.^{24,25} A similar displacement of SUs as second line by the newer drugs was observed in Denmark, Finland, Norway and Sweden.⁴⁴ Trends were similar using EMR-based prescribing data in the US²³ and in Medicare beneficiaries; costs are rising rapidly, with the most costly non-insulin category being DPP4s.⁴⁵ These trends were confirmed in the nations included in the presented study, with DPP4s and SGLT2s replacing SUs as combination medications.

The authors found that the uptake of SGLT2s was most pronounced in younger patients. A recent study using US claims data similarly found higher rates of adoption in younger patients with a lower risk.⁴⁶ Current guidelines recommend these drugs for patients at greater cardiovascular risk.^{8,9} Absolute risk reduction with any therapeutic intervention depends on baseline risk,⁴⁷ and cardiovascular risk associated with diabetes increases with age.⁴⁸ Expanding the use of newer medications more rapidly in younger populations presumed to be at lower risk may dilute the overall effect.

Longer life expectancy for younger persons entails greater medication costs over time; this may be balanced by larger decreases in cardiovascular outcomes owing to longer use.

Implications for research and practice

Rates of adverse cardiovascular outcomes were found to be higher after initiation of SUs or insulin as second-line medications, compared with DPP4s, SGLT2s, or GLP1s.^{17,18,49} The switch to newer agents, observed in this study and others, seems clinically sensible. SGLT2s and GLP1s have been associated with better cardiovascular outcomes, lower mortality, and more favourable effects on patient weight than DPP4s.⁴ The present study found that DPP4s are still used more frequently than SGLT2s or GLP1s; clinicians may be reconsidering this, as combinations of metformin–SGLT2s increased faster than metformin–DPP4 combinations from 2015 to 2017.

There are additional costs of shifting to newer drugs, incurred by health systems when coverage is provided, and by individual patients lacking drug coverage.^{50,51} A recent study found that covering a set of essential medications at no charge to patients resulted in better adherence, with patients reporting improvements in their ability to make ends meet (buy food, pay rent).⁵² Trade-offs in costs and outcomes, for patients and health systems, of the rapid uptake of these medications in broad populations of persons with diabetes should be studied further.⁵³

It would be helpful to continue to monitor the extent to which the opportunity to switch to medications with evidence of better outcomes is seized in primary care settings. Diabetes associations that develop guidelines have an important role in setting targets for adoption and could support and fund regular reports to monitor progress in primary care. Barriers to change in the management of diabetes in primary care are well known, and include context, resources, skills, knowledge, and emotions.⁵⁴ Strategies can involve individual, collective, and structural changes;⁵⁵ these include prioritising the change, leadership support, presence of champions, and audit and feedback.^{56–58}

REFERENCES

- World Health Organisation. Diabetes. Key facts. WHO, 2020. <https://www.who.int/news-room/fact-sheets/detail/diabetes> (accessed 25 Jan 2021).
- Mishriky BM, Cummings DM, Tanenberg RJ. The efficacy and safety of DPP4 inhibitors compared to sulfonylureas as add-on therapy to metformin in patients with type 2 diabetes: a systematic review and meta-analysis. *Diabetes Res Clin Pract* 2015; **109**(2): 378–388.
- Mannucci E, Mosenzon O, Avogaro A. Analyses of results from cardiovascular safety trials with DPP-4 inhibitors: cardiovascular outcomes, predefined safety outcomes, and pooled analysis and meta-analysis. *Diabetes Care* 2016; **39**(Suppl 2): S196–S204.
- Zheng SL, Roddick AJ, Aghar-Jaffar R, et al. Association between use of sodium-glucose cotransporter 2 inhibitors, glucagon-like peptide 1 agonists, and dipeptidyl peptidase 4 inhibitors with all-cause mortality in patients with type 2 diabetes: a systematic review and meta-analysis. *JAMA* 2018; **319**(15): 1580–1591.
- Zinman B, Wanner C, Lachin JM, et al. Empagliflozin, cardiovascular outcomes, and mortality in type 2 diabetes. *N Engl J Med* 2015; **373**(22): 2117–2128.
- Marso SP, Daniels GH, Brown-Frandsen K, et al. Liraglutide and cardiovascular outcomes in type 2 diabetes. *N Engl J Med* 2016; **375**(4): 311–322.
- Wanner C, Inzucchi SE, Lachin JM, et al. Empagliflozin and progression of kidney disease in type 2 diabetes. *N Engl J Med* 2016; **375**(4): 323–334.
- Lipson L, Booth G, Butalia S, et al. Pharmacologic glycemic management of type 2 diabetes in adults. *Can J Diabetes* 2018; **42**(Suppl 1): S88–S103.
- American Diabetes Association. Pharmacologic approaches to glycemic treatment: standards of medical care in diabetes — 2019. *Diabetes Care* 2019; **42**(Suppl 1): S90–S102.
- Buse JB, Wexler DJ, Tsapas A, et al. 2019 Update to: Management of hyperglycemia in type 2 diabetes, 2018. A consensus report by the American Diabetes Association (ADA) and the European Association for the Study of Diabetes (EASD). *Diabetes Care* 2020; **43**(2): 487–493.
- Neal B, Perkovic V, Mahaffey KW, et al. Canagliflozin and cardiovascular and renal events in type 2 diabetes. *N Engl J Med* 2017; **377**(7): 644–657.
- Wiviott SD, Raz I, Bonaca MP, et al. Dapagliflozin and cardiovascular outcomes in type 2 diabetes. *N Engl J Med* 2019; **380**(4): 347–357.
- Marso SP, Bain SC, Consoi A, et al. Semaglutide and cardiovascular outcomes in patients with type 2 diabetes. *N Engl J Med* 2016; **375**(19): 1834–1844.
- Boussageon R, Supper I, Bejan-Angoulvant T, et al. Reappraisal of metformin efficacy in the treatment of type 2 diabetes: a meta-analysis of randomised controlled trials. *PLoS Med* 2012; **9**(4): e1001204.
- Choosing Wisely. American Geriatrics Society. Avoid using medications other than metformin to achieve hemoglobin A1c <7.5% in most older adults; moderate control is generally better. Choosing Wisely, 2015. <http://www.choosingwisely.org/clinician-lists/american-geriatrics-society-medication-to-control-type-2-diabetes/> (accessed 25 Jan 2021).
- Choosing Wisely Canada, Canadian Geriatrics Society. Geriatrics. Five things physicians and patients should question. Choosing Wisely Canada, 2020. <https://choosingwiselycanada.org/geriatrics/> (accessed 25 Jan 2021).
- Rao AD, Kuhadiya N, Reynolds K, Fonseca VA. Is the combination of sulfonylureas and metformin associated with an increased risk of cardiovascular disease or all-cause mortality? A meta-analysis of observational studies. *Diabetes Care* 2008; **31**(8): 1672–1678.
- Morgan CL, Mukherjee J, Jenkins-Jones S, et al. Combination therapy with metformin plus sulphonylureas versus metformin plus DPP-4 inhibitors: association with major adverse cardiovascular events and all-cause mortality. *Diabetes Obes Metab* 2014; **16**(10): 977–983.
- Daousi C, Casson IF, Gill GV, et al. Prevalence of obesity in type 2 diabetes in secondary care: association with cardiovascular risk factors. *Postgrad Med J* 2006; **82**(966): 280–284.
- Ridderstråle M, Gudbjörnsdóttir S, Eliasson B, et al. Obesity and cardiovascular risk factors in type 2 diabetes: results from the Swedish National Diabetes Register. *J Intern Med* 2006; **259**(3): 314–322.
- Griffin SJ, Leaver JK, Irving GJ. Impact of metformin on cardiovascular disease: a meta-analysis of randomised trials among people with type 2 diabetes. *Diabetologia* 2017; **60**(9): 1620–1629.
- Flory J, Lipska K. Metformin in 2019. *JAMA* 2019; **321**(19): 1926–1927.
- Montvida O, Shaw J, Atherton JJ, et al. Long-term trends in antidiabetes drug usage in the US: real-world evidence in patients newly diagnosed with type 2 diabetes. *Diabetes Care* 2018; **41**(1): 69–78.
- Wilkinson S, Douglas I, Stirnadel-Farrant H, et al. Changing use of antidiabetic drugs in the UK: trends in prescribing 2000–2017. *BMJ Open* 2018; **8**(7): e022768.
- Curtis HJ, Dennis JM, Shields BM, et al. Time trends and geographical variation in prescribing of drugs for diabetes in England from 1998 to 2017. *Diabetes Obes Metab* 2018; **20**(9): 2159–2168.
- Bang C, Mortensen MB, Lauridsen KG, Bruun JM. Trends in antidiabetic drug utilization and expenditure in Denmark: a 22-year nationwide study. *Diabetes Obes Metab* 2020; **22**(2): 167–172.
- Tikkanen R, Osborn R, Mossialos E, et al. International health care system profiles. Australia. The Commonwealth Fund, 2020. <https://international.commonwealthfund.org/countries/australia/> (accessed 25 Jan 2021).
- Tikkanen R, Osborn R, Mossialos E, et al. International health care system profiles. Canada. The Commonwealth Fund, 2020. <https://international.commonwealthfund.org/countries/canada/> (accessed 25 Jan 2021).
- Tikkanen R, Osborn R, Mossialos E, et al. International Health Care System Profiles. England. The Commonwealth Fund, 2020. <https://international.commonwealthfund.org/countries/england/> (accessed 25 Jan 2021).
- Starfield B, Shi L, Macinko J. Contribution of primary care to health systems and health. *Milbank Q* 2005; **83**(3): 457–502.
- von Elm E, Altman DG, Egger M, et al. The strengthening the reporting of observational studies in epidemiology (STROBE) statement: guidelines for reporting observational studies. *Int J Surg* 2014; **12**(12): 1495–1499.
- Greer SL. Devolution and health in the UK: policy and its lessons since 1998. *Br Med Bull* 2016; **118**(1): 16–24.
- Public Health Scotland. Data and intelligence. Quality and Outcomes Framework. General Practice. 2020. <https://www.isdscotland.org/Health-Topics/General-Practice/Quality-And-Outcomes-Framework/> (accessed 25 Jan 2021).
- Rimmer A. Scotland is to scrap QOF, health minister announces. *BMJ* 2015; **351**: h5280.
- Mellish L, Karanges EA, Litchfield MJ, et al. The Australian Pharmaceutical Benefits Scheme data collection: a practical guide for researchers. *BMC Res Notes* 2015; **8**: 634.
- Diabetes Action Canada. Strategy for Patient-Oriented Research. News release: launch of the Diabetes Action Canada national diabetes repository. SPOR, 2021. <https://diabetesaction.ca/news-release-launch-of-the-diabetes-action-canada-national-diabetes-repository/> (accessed 25 Jan 2021).
- Williamson T, Green ME, Birtwhistle R, et al. Validating the 8 CPCSSN case definitions for chronic disease surveillance in a primary care database of electronic health records. *Ann Fam Med* 2014; **12**(4): 367–372.
- de Lusignan S, Correa A, Smith GE, et al. RCGP Research and Surveillance Centre: 50 years' surveillance of influenza, infections, and respiratory conditions. *Br J Gen Pract* 2017; DOI: <https://doi.org/10.3399/bjgp17X692645>.
- Correa A, Hinton W, McGovern A, et al. Royal College of General Practitioners Research and Surveillance Centre (RCGP RSC) sentinel network: a cohort profile. *BMJ Open* 2016; **6**(4): e011092.
- McGovern A, Hinton W, Correa A, et al. Real-world evidence studies into treatment adherence, thresholds for intervention and disparities in treatment in people with type 2 diabetes in the UK. *BMJ Open* 2016; **6**(11): e012801.
- Hinton W, McGovern A, Coyle R, et al. Incidence and prevalence of cardiovascular disease in English primary care: a cross-sectional and follow-up study of the Royal College of General Practitioners (RCGP) Research and Surveillance Centre (RSC). *BMJ Open* 2018; **8**(8): e020282.
- Colhoun HM, Livingstone SJ, Looker HC, et al. Hospitalised hip fracture risk with rosiglitazone and pioglitazone use compared with other glucose-lowering drugs. *Diabetologia* 2012; **55**(11): 2929–2937.
- Greiver M, Williamson T, Barber D, et al. Prevalence and epidemiology of diabetes in Canadian primary care practices: a report from the Canadian Primary Care Sentinel Surveillance Network. *Can J Diabetes* 2014; **38**(3): 179–185.
- Persson F, Bodegard J, Lahtela JT, et al. Different patterns of second-line treatment in type 2 diabetes after metformin monotherapy in Denmark, Finland, Norway and Sweden (D360 Nordic): a multinational observational study. *Endocrinol Diabetes Metab* 2018; **1**(4): e00036.

45. Sumarsono A, Everett BM, McGuire DK, *et al.* Trends in aggregate use and associated expenditures of antihyperglycemic therapies among US Medicare beneficiaries between 2012 and 2017. *JAMA Intern Med* 2019; **180**(1): 141–144.
46. McCoy RG, Dykhoff HJ, Sangaralingham L, *et al.* Adoption of new glucose-lowering medications in the US — the case of SGLT2 inhibitors: nationwide cohort study. *Diabetes Technol Ther* 2019; **21**(12): 702–712.
47. Hornberger J. Introduction to Bayesian reasoning. *Int J Technol Assess Health Care* 2001; **17**(1): 9–16.
48. Stevens RJ, Kothari V, Adler AI, Stratton IM. The UKPDS risk engine: a model for the risk of coronary heart disease in Type II diabetes (UKPDS 56). *Clin Sci* 2001; **101**(6): 671–679.
49. O'Brien MJ, Karam SL, Wallia A, *et al.* Association of second-line antidiabetic medications with cardiovascular events among insured adults with type 2 diabetes. *JAMA Netw Open* 2018; **1**(8): e186125.
50. McEwen LN, Casagrande SS, Kuo S, Herman WH. Why are diabetes medications so expensive and what can be done to control their cost? *Curr Diab Rep* 2017; **17**(9): 71.
51. Soppi A, Heino P, Kurko T, *et al.* Growth of diabetes drug expenditure decomposed — a nationwide analysis. *Health Policy* 2018; **122**(12): 1326–1332.
52. Persaud N, Bedard M, Boozary AS, *et al.* Effect on treatment adherence of distributing essential medicines at no charge: the CLEAN Meds randomized clinical trial. *JAMA Intern Med* 2019; **180**(1): 27–34.
53. Peter P, Lipska K. The rising cost of diabetes care in the USA. *Lancet Diabetes Endocrinol* 2016; **4**(6): 479–480.
54. Rushforth B, McCrorie C, Glidewell L, *et al.* Barriers to effective management of type 2 diabetes in primary care: qualitative systematic review. *Br J Gen Pract* 2016; DOI: <https://doi.org/10.3399/bjgp16X683509>.
55. Kirk MA, Kelley C, Yankey N, *et al.* A systematic review of the use of the Consolidated Framework for Implementation Research. *Implement Sci* 2016; **11**: 72.
56. The Learning Healthcare Project. Background. Learning Healthcare System. 2021. <http://www.learninghealthcareproject.org/section/background/learning-healthcare-system> (accessed 25 Jan 2021).
57. Berwick DM. Disseminating innovations in health care. *JAMA* 2003; **289**(15): 1969–1975.
58. Brehaut JC, Colquhoun HL, Eva KW, *et al.* Practice feedback interventions: 15 suggestions for optimizing effectiveness. *Ann Intern Med* 2016; **164**(6): 435–441.