



BMJ Open Efficacy and safety of aliskiren combination therapy: a protocol for an umbrella review

Jiantong Shen ,¹ Wenming Feng,² Yike Wang,³ Qiyuan Zhao ,³ Billong Laura Flavorta,³ Jingya Lu³

To cite: Shen J, Feng W, Wang Y, *et al.* Efficacy and safety of aliskiren combination therapy: a protocol for an umbrella review. *BMJ Open* 2021;**11**:e043807. doi:10.1136/bmjopen-2020-043807

► Prepublication history and additional material for this paper is available online. To view these files, please visit the journal online (<http://dx.doi.org/10.1136/bmjopen-2020-043807>).

Received 14 August 2020
Revised 27 November 2020
Accepted 02 December 2020

ABSTRACT

Introduction Efficacy of aliskiren combination therapy with other antihypertensive has been evaluated in the treatment of patients with hypertension in recent systematic reviews. However, most previous reviews only focused on one single health outcome or one setting, none of them made a full summary that assessed the impact of aliskiren combination treatment comprehensively. As such, this umbrella review based on systematic reviews and meta-analyses is aimed to synthesise the evidences on efficacy, safety and tolerability of aliskiren-based therapy for hypertension and related comorbid patients.

Methods and analysis A comprehensive search of PubMed, EMBASE, Cochrane Library, CNKI published from inception to August 2020 will be conducted. The selected articles are systematic reviews which evaluated efficacy, safety and tolerability of aliskiren combination therapy. Two reviewers will screen eligible articles, extract data and evaluate quality independently. Any disputes will be resolved by discussion or the arbitration of a third person. The quality of reporting evidence will be assessed using the Assessment of Multiple Systematic Reviews V.2 tool. We will take a mixed-methods approach to synthesising the review literatures, reporting summary of findings tables and iteratively mapping the results.

Ethics and dissemination Ethical approval is not required for the study, as we would only collect data from available published materials. This umbrella review will be also submitted to a peer-reviewed journal for publication after completion.

PROSPERO registration number CRD42020192131.

INTRODUCTION

Aliskiren is the first in a new class of oral, non-peptide, low-molecular-weight direct renin inhibitor (DRI). It has been approved by the US Food and Drug Administration for the management of hypertension in 2007.¹ As studies revealed, aliskiren was effective in controlling blood pressure (BP) as monotherapy.²⁻⁵ Furthermore, researchers found that aliskiren could provide more antihypertension efficacy when combined with other kinds of BP medicines.⁴⁻⁸ An increasing number of clinical trials and systematic reviews have assessed the antihypertension

Strengths and limitations of this study

- This will be the first study that systematically summarises the effectiveness, safety and tolerability of aliskiren combination therapy.
- When sufficient data are available, we will compare clinical outcomes of different aliskiren combination therapies.
- If the included reviews in our study are not of high quality, we will reanalyse each outcome using the random effects model.
- Anticipated limitations of our study are the heterogeneity and quality of the included reviews. Another limitation of this overview will be the potential for study overlap across reviews.
- The results of this umbrella review are an asset to patients, clinicians and researchers, help them to better acknowledge the scientific value of aliskiren combined use.

efficacy and tolerability of aliskiren combination therapies.^{4-9 10} However, there has yet to be a comprehensive evidence map that summarises the wide array of health benefits and safety of aliskiren combination treatments. As noted above, existing systematic reviews on aliskiren combination treatments focused on single health outcomes, and most reviews evaluated only one type of combination treatment rather than exploring the multiple combination treatments. In addition, due to the diversity in settings, types and outcomes of aliskiren combination treatments, the quality of these reviews were varied. Umbrella reviews can systematically appraise evidence in the published literature by evaluating meta-analyses of multiple combination treatment on multiple outcomes.¹¹ We would perform an umbrella review of systematic reviews to holistically evaluate and summarise existing systematic reviews that assess the efficacy, safety and tolerability of aliskiren combination therapy.



© Author(s) (or their employer(s)) 2021. Re-use permitted under CC BY-NC. No commercial re-use. See rights and permissions. Published by BMJ.

¹School of Medicine, Huzhou University; Huzhou Central Hospital, Huzhou, China

²The First Affiliated Hospital of Huzhou University, Huzhou University, Huzhou, China

³School of Nursing, Huzhou University, Huzhou, China

Correspondence to

Mr Jiantong Shen;
sjjiantong@163.com

METHODS

Protocol development

This umbrella review protocol follows the Joanna Briggs Institute Methodology for Umbrella Reviews.¹² This protocol was also reported align with the Preferred Reporting Items for Systematic Reviews and Meta-Analyses Protocols 2015 statement.¹³

Eligibility criteria

We used the population, intervention, comparator, outcomes and study design structure in formulating the scope of this umbrella review.

Population

This umbrella review will include systematic reviews that include hypertension patients and related comorbidity populations. Hypertension defines as BP \geq 140/90 mm Hg for office measurement.

Intervention

This umbrella review will include systematic reviews that focus on aliskiren combination with other antihypertension medicine, such as Angiotensin Receptor Blockers (ARBs), Angiotensin Converting Enzyme Inhibitors (ACEIs), Hydrochlorothiazides (HCTZs).

Comparators

Comparators: aliskiren monotherapy or aliskiren combined with another medicine.

Outcomes

We will assess the following outcomes: the primary efficacy outcomes were cardiovascular outcomes such as mortality rate, the composite of death and major adverse events, the incidence of stroke and myocardial infarction, any acute coronary syndrome. Secondary efficacy outcomes were rates of therapeutic response and BP control (audit standard of <140/90 mm Hg for office measurement), reduction from baseline to the end of treatment in mean clinical Systolic Blood Pressure (SBP, Δ SBP) and Diastolic Blood Pressure (DBP, Δ DBP). We will use clinic BP. The safety of drug was assessed by incidence of some adverse events such as hyperkalaemia, acute kidney injury, angioedema and postural hypotension. The tolerability of the drug was assessed by considering overall rates of any adverse events and withdrawal from a study due to adverse events. Reviews with any of the above outcomes will be included. We will also consider cost-effectiveness results such as incremental cost-effectiveness ratios, average cost-effectiveness ratio, benefit–cost ratio and unit costs.

Type of studies: systematic reviews, meta-analyses or pooled analyses

The reviews that were out of date will be excluded. Meta-analyses that did not provide specific study data (number of incident events, number of study population, follow-up period, relative risks and 95% CIs) and in which the missing data were not retrievable from the original studies will be excluded.

Search strategy

We will search the following databases from inception of databases to August 2020: PubMed, Embase, Cochrane Library and CNKI. Additionally, we will manually search all reference lists of the included studies to identify additional reviews of relevance.

We developed this search strategy using keywords, Medical Subject Headings terms and text words, which will be searched in combination (aliskiren OR direct renin inhibitor OR renin-angiotensin inhibition OR spp100 OR takturna OR Rasilez) AND (systematic review OR meta-analysis OR pooled analysis) (see online supplemental file 1). We will modify the database-specific controlled vocabulary and key terms to suit the above mentioned databases.

Study screening

Electronic search results will be down loaded into Endnote software, and duplicates will be removed automatically and manually based on an exact match of the title, date, author and result. Two reviewers will independently screen titles and abstracts of retrieved articles according to the inclusion and exclusion criteria. When the reviewers cannot decide the eligibility of a study through title or abstract screening, full texts will be screened. Disagreements between reviewers will be resolved using consensus, and by a third reviewer if necessary. The outline of the study selection procedure will be shown in a flow chart (figure 1).

Data extraction

Standardised abstraction forms will be established in Microsoft EXCEL, and the data from each eligible systematic review will be extracted by two reviewers independently. Ambiguities related to data extraction will be resolved by discussion or by a third reviewer if the reviewers are unable to achieve consensus. The following information will be extracted: characteristics of included reviews (eg, first author, publication year, number and type of studies included in each review, total sample size), population (disease conditions), intervention and control (medicine of intervention or control, sample size of each group and details of treatment, dosing of treatment, follow-up period) and outcomes (name and definition of outcome, summary effect size and its related 95% CI and the number of participants included in the outcome assessment). When the data are only provided through plots, we will use Ycasd to determine the effect size and its 95% CI.¹⁴ We will contact the corresponding authors to ask for data, when necessary data were not provided in the article.

Assessment of methodological quality of included reviews

The quality of the included studies will be appraised by using the Assessment of Multiple Systematic Reviews V.2 tool (AMSTAR V.2, an updated version of AMSTAR), which is updated to allow for both randomised and observational studies. Unlike its predecessor, AMSTAR V.2 has

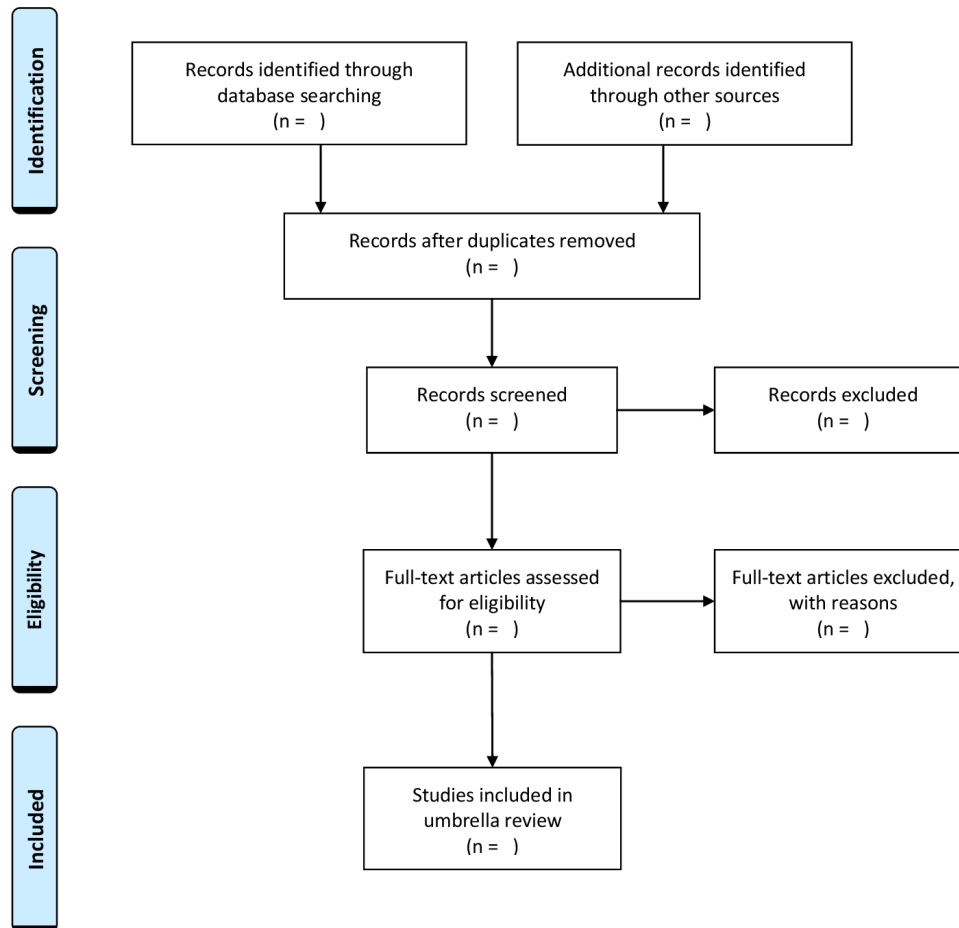


Figure 1 Flow diagram of study selection process.

the capacity to identify critical weaknesses that reduce confidence in the findings of a review.¹⁵ AMSTAR V.2 consists of 16 items with the following response options: yes, partial yes and no. Two reviewers will independently rate the quality of each systematic review as high, moderate, low and critically low based on the overall score of the AMSTAR V.2. Any disagreements between reviewers will be resolved among themselves through discussion and by a third reviewer if being unable to achieve consensus.

Data synthesis and statistical analysis

Statistical analysis will be conducted using RevMan V.5.3 software and Stata V.14.0 software. In our analysis, when possible, we will stratify the comparisons into several groups according to the characteristics of our targeted population. We will divide patients into three groups: simple hypertension patients, patients with hypertension and diabetes; and patients who are suffering from hypertension, diabetes and nephropathy or albuminuria (an estimated glomerular filtration rate (eGFR) <60 mL/min/1.73 m² or The Kidney Disease Improving Global Outcomes GFR stages 3–5) at the same time. In order to be consistent with changes in the classification and diagnostic criteria for diabetes over the years, the diagnosis should be established using the standard criteria valid at the time of the trial commencing eg,

American Diabetes Association 2003; American Diabetes Association 2008; WHO 1998). Ideally, the diagnostic criteria should have been described. We will use the trial authors' definition of diabetes mellitus if necessary. We plan to subject diagnostic criteria to a sensitivity analysis. When evaluating antihypertensive effects, we will divide patients into three groups: young patients (<50 years), early elderly patients (50–70 years), elderly patients (>70 years).

For each outcome, if the random model was already used, we will extract the pooled effect sizes of included systematic review. If not, we will extract original data and reanalyse them with the random effect methods to get the pooled effect size and its related 95% CI. We will also estimate the 95% prediction interval for the summary estimate based on the random-effect model, to represent the range in which the effect estimates of future studies will lie. The Q and I² test statistics will be calculated to determine the degree of heterogeneity. For the Q statistic, p<0.05 will be considered significant. We will classify the degree of heterogeneity into substantial heterogeneity (I²>50%) and considerable heterogeneity (I²>75%). We will conduct a Bayesian network meta-analysis to estimate relative combination therapy effects based on a synthesis of direct and indirect evidence.



Where no quantitative pooling of effect sizes was reported or where outcomes were reported descriptively by single studies, we will provide these results by using standardised language indicating direction of effect and statistical significance.

If an outcome is examined at least three articles, we will use Egger's test (conducted using Stata V.14.0) to evaluate if the reporting bias exists. Values of $p < 0.1$ will be interpreted as statistically significant.¹⁶

All included systematic reviews and meta-analyses will be screened for over lapping of included original studies. We will explore this through the use of The Cochrane Handbook's template for mapping individual primary studies contained within included systematic reviews.¹⁷ If reviews are reporting the same outcomes from the same study, we will highlight this overlap. To assess the degree of overlap, we will calculate the corrected covered area (CCA).¹⁸ A CCA score of 0–5 indicates slight overlap, 6–10 moderate, 11–15 high and >15 very high. We will consider overlap and do sensitivity analyses when interpreting results of the overview.

Patient and public involvement

No patients and public are involved in developing plans for project and implementation of this study. None of them are asked to advise on interpretation of results. The results will be disseminated to the general population through public presentations by the authors.

DISCUSSION

Aliskiren is an orally administered, DRI approved in numerous countries, including the USA and the EU for the management of hypertension. The clinical efficacy and tolerability of aliskiren-based therapy in hypertension have been previously reviewed by many systematic reviews, while the evidence about aliskiren combination therapy has not been appraised holistically. Umbrella review is a review of systematic reviews and meta-analyses, which is viewed as one of the four next-generation meta-analyses.¹⁹

For this umbrella review, we will (1) identify and synthesise existing review and meta-analysis studies on aliskiren combination therapies; (2) critically evaluate the available evidence both narrative and quantitative; and (3) identify the most prominent aliskiren combination treatment used to manage hypertension. We will use qualitative methods and quantitative methods to synthesising the review literatures. We plan to evaluate the credibility of included evidences. We will create the summary of findings tables and report a summary of findings from all included reviews based on data synthesis, presenting a comprehensive overview of what is known in the literatures about the efficacy, safety and tolerability of different aliskiren combination therapies.

This is the first umbrella review about aliskiren combination therapy. Summarising these evidences

will be an asset to clinicians and researchers aiming to improve the scientific of aliskiren combine use. Anticipated limitations of our study are the heterogeneity and quality of the included reviews. To address the limitations, we will reanalyse each outcome using the random effects model and evaluate the quality of included studies. Furthermore, these two factors will be carefully considered when interpreting the results. Another limitation of this overview will be the potential for study overlap across reviews. Considering this potential bias, we will examine and report on any overlap in the overview. Despite anticipated limitations, this umbrella review will be conducted using the most systematic procedures available at this time. Adhering to these guidelines helps ensure that we produce a high-quality umbrella review, which will be a useful and trustworthy resource for interested parties.

Ethics and dissemination

Ethical approval is not required for the study, as we only collected data from available materials. This umbrella review will be also submitted to a peer-reviewed journal for publication.

Contributors JS and WF carried on the conception and construction of this protocol. YW developed the search strategy. QZ and JL compared and found the best tools for assessing possible bias and evaluating quality of included reviews. JS wrote the protocol. BLF added grammar editing and conceptual clarification. All authors read and approved of the final manuscript.

Funding This work was supported by the Department of Education of Zhejiang Province, China (grant numbers Y201635273), Chinese Academic Degree and Postgraduate Education Society Medical Science Working Committee (grant numbers B3-YX20190302-18) and the National Social Science Fund of China (grant numbers 20BTD042).

Competing interests None declared.

Patient consent for publication Not required.

Provenance and peer review Not commissioned; externally peer reviewed.

Supplemental material This content has been supplied by the author(s). It has not been vetted by BMJ Publishing Group Limited (BMJ) and may not have been peer-reviewed. Any opinions or recommendations discussed are solely those of the author(s) and are not endorsed by BMJ. BMJ disclaims all liability and responsibility arising from any reliance placed on the content. Where the content includes any translated material, BMJ does not warrant the accuracy and reliability of the translations (including but not limited to local regulations, clinical guidelines, terminology, drug names and drug dosages), and is not responsible for any error and/or omissions arising from translation and adaptation or otherwise.

Open access This is an open access article distributed in accordance with the Creative Commons Attribution Non Commercial (CC BY-NC 4.0) license, which permits others to distribute, remix, adapt, build upon this work non-commercially, and license their derivative works on different terms, provided the original work is properly cited, appropriate credit is given, any changes made indicated, and the use is non-commercial. See: <http://creativecommons.org/licenses/by-nc/4.0/>.

ORCID iDs

Jiantong Shen <http://orcid.org/0000-0002-3980-2217>
Qiyuan Zhao <http://orcid.org/0000-0003-2854-0845>

REFERENCES

- 1 Duggan ST, Chwieduk CM, Curran MP. Aliskiren: a review of its use as monotherapy and as combination therapy in the management of hypertension. *Drugs* 2010;70:2011–49.

- 2 Zhao Q, Shen J, Lu J, *et al.* Clinical efficacy, safety and tolerability of aliskiren monotherapy (am): an umbrella review of systematic reviews. *BMC Cardiovasc Disord* 2020;20:179.
- 3 Musini VM, Lawrence KA, Fortin PM, *et al.* Blood pressure lowering efficacy of renin inhibitors for primary hypertension. *Cochrane Database Syst Rev* 2017;4:CD007066.
- 4 Liu Y, Chen K, Kou X, *et al.* Aliskiren and amlodipine in the management of essential hypertension: meta-analysis of randomized controlled trials. *PLoS One* 2013;8:e70111.
- 5 Miyoshi T, Murakami T, Sakuragi S, *et al.* Comparable effect of aliskiren or a diuretic added on an angiotensin II receptor blocker on augmentation index in hypertension: a multicentre, prospective, randomised study. *Open Heart* 2017;4:e000591.
- 6 Abdel Kawy HS. Aliskiren and valsartan in combination is a promising therapy for hypertensive renal injury in rats. *Clin Exp Hypertens* 2018;40:560–8.
- 7 Oparil S, Yarows SA, Patel S, *et al.* Efficacy and safety of combined use of aliskiren and valsartan in patients with hypertension: a randomised, double-blind trial. *Lancet* 2007;370:221–9.
- 8 Littlejohn TW, Trenkwalder P, Hollanders G, *et al.* Long-term safety, tolerability and efficacy of combination therapy with aliskiren and amlodipine in patients with hypertension. *Curr Med Res Opin* 2009;25:951–9.
- 9 Liu Y, Yan R, Song A, *et al.* Aliskiren/amlodipine vs. aliskiren/hydrochlorothiazide in hypertension: indirect meta-analysis of trials comparing the two combinations vs. monotherapy. *Am J Hypertens* 2014;27:268–78.
- 10 Zhang J-T, Chen K-P, Guan T, *et al.* Effect of aliskiren on cardiovascular outcomes in patients with prehypertension: a meta-analysis of randomized controlled trials. *Drug Des Devel Ther* 2015;9:1963–71.
- 11 Aromataris E, Fernandez R, Godfrey CM, *et al.* Summarizing systematic reviews: methodological development, conduct and reporting of an umbrella review approach. *Int J Evid Based Healthc* 2015;13:132–40.
- 12 Aromataris E, Fernandez RS, Godfrey C. *Methodology for JBI umbrella reviews*. Adelaide, Australia: The Joanna Briggs Institute, 2014.
- 13 Moher D, Shamseer L, Clarke M, *et al.* Preferred reporting items for systematic review and meta-analysis protocols (PRISMA-P) 2015 statement. *Syst Rev* 2015;4:1.
- 14 Gross A, Schirm S, Scholz M. Ycasd - a tool for capturing and scaling data from graphical representations. *BMC Bioinformatics* 2014;15:219.
- 15 Shea BJ, Reeves BC, Wells G. AMSTAR2: a critical appraisal tool for systematic reviews that include randomised or non-randomised studies of healthcare interventions, or both. *BMJ* 2017;358:1–8.
- 16 Poole R, Kennedy OJ, Roderick P, *et al.* Coffee consumption and health: umbrella review of meta-analyses of multiple health outcomes. *BMJ* 2017;359:j5024–18.
- 17 Higgins JPT, Thomas J, Chandler J. *Cochrane handbook for systematic reviews of interventions version 6.0*. London: Cochrane, 2019. www.training.cochrane.org/handbook
- 18 Pieper D, Antoine S-L, Mathes T, *et al.* Systematic review finds overlapping reviews were not mentioned in every other overview. *J Clin Epidemiol* 2014;67:368–75.
- 19 Ioannidis J. Next-Generation systematic reviews: prospective meta-analysis, individual-level data, networks and umbrella reviews. *Br J Sports Med* 2017;51:1456–8.