




RESEARCH ARTICLE

REVISED Factors influencing the utilization of dental services in East Java, Indonesia [version 2; peer review: 2 approved]

Ninuk Hariyani ^{1,2}, Dini Setyowati¹, Multia Ranum Sari³, Diah Ayu Maharani⁴, Rahul Nair^{2,5}, Kaushik Sengupta⁶

¹Department of Dental Public Health, Faculty of Dental Medicine Universitas Airlangga, Surabaya, East Java, 60132, Indonesia
²Australian Research Centre for Population Oral Health, Adelaide Dental School, The University of Adelaide, Adelaide, South Australia, Australia
³Faculty of Dentistry, Bhakti Wiyata Institute of Health Sciences, Kediri, East Java, Indonesia
⁴Department of Preventive and Public Health Dentistry, Faculty of Dentistry, Universitas Indonesia, Jakarta, Indonesia
⁵Department of Dentistry - Quality and Safety of Oral Healthcare, Radboud University Medical Center, Radboud Institute for Health Sciences, Nijmegen, The Netherlands
⁶Department of Public Health, University of Copenhagen, Copenhagen, Denmark

v2 First published: 03 Jul 2020, 9:673
<https://doi.org/10.12688/f1000research.23698.1>
 Latest published: 21 Apr 2021, 9:673
<https://doi.org/10.12688/f1000research.23698.2>

Abstract



Background : Despite high levels dental issues and insurance coverage in the East Java province Indonesia, the utilization of dental services is still low. This research aims to test whether certain individual-level sociodemographic, behavioural, and clinical characteristics influenced the current level of dental services utilization by East Java residents.





Methods : A secondary analysis was undertaken using data on the East Java province from the Indonesian Basic Health Research 2013, which included 90,551 randomly selected respondents aged 5–100 years old. Socio-demographic characteristics (age, sex, education and residential location), dental behavior (tooth brushing habit), and clinical (dental) condition were self-reported through a questionnaire. Multivariable models were generated to estimate prevalence ratios (PR), and 95% confidence intervals (95% CI).


Results : Prevalence of dental service utilization during the last 12 months in East Java province is only 9 %. Respondents 25–<50 years old showed the highest utilization of dental services. Being male, having lower education and living in a district (as opposed to municipalities) were indicators for having lower utilization of dental treatment (PR [95% CI] = 0.81 [0.79–0.84], PR [95% CI] = 0.89 [0.86–0.93] and PR [95% CI] = 0.91 [0.88–0.95], respectively). Respondents with poor tooth brushing habit showed lower utilization of dental services. Having teeth was associated with higher utilization of dental treatment (PR [95% CI] = 1.39 [1.16–1.66]).


Conclusions : Age, sex, education and residential location influence the utilization of dental services among Indonesia’s East Java residents. Poor tooth brushing habits and being edentulous are also

Open Peer Review

Reviewer Status  

	Invited Reviewers	
	1	2
version 2 (revision) 21 Apr 2021		 report
version 1 03 Jul 2020	 report	  report

1. **Azlan Jaafar** , Universiti Sains Islam, Nilai, Malaysia

2. **A. Gupta** , Deakin University, Geelong, Australia

Any reports and responses or comments on the article can be found at the end of the article.

indicators of lesser utilization. These results call for urgent public health interventions to increase equitable dental care services utilization.

Keywords

dental service utilization, edentulism, tooth brushing habits, Indonesian, population-based study

Corresponding author: Ninuk Hariyani (ninuk_hariyani@yahoo.co.id)

Author roles: **Hariyani N:** Conceptualization, Data Curation, Formal Analysis, Funding Acquisition, Methodology, Writing – Original Draft Preparation, Writing – Review & Editing; **Setyowati D:** Writing – Review & Editing; **Sari MR:** Writing – Review & Editing; **Maharani DA:** Writing – Review & Editing; **Nair R:** Formal Analysis, Writing – Review & Editing; **Sengupta K:** Writing – Review & Editing

Competing interests: No competing interests were disclosed.

Grant information: This work was supported by the Ministry of Technology, Research, and Higher Education of the Republic of Indonesia [563/UN3.14/LT/2019].

The funders had no role in study design, data collection and analysis, decision to publish, or preparation of the manuscript.

Copyright: © 2021 Hariyani N *et al.* This is an open access article distributed under the terms of the [Creative Commons Attribution License](#), which permits unrestricted use, distribution, and reproduction in any medium, provided the original work is properly cited.

How to cite this article: Hariyani N, Setyowati D, Sari MR *et al.* **Factors influencing the utilization of dental services in East Java, Indonesia [version 2; peer review: 2 approved]** F1000Research 2021, 9:673 <https://doi.org/10.12688/f1000research.23698.2>

First published: 03 Jul 2020, 9:673 <https://doi.org/10.12688/f1000research.23698.1>

REVISED Amendments from Version 1

This article provided a comparison of the characteristics of the total study participants and the final participants included in the multivariable analysis i.e. respondents with information on all study variables (provided in [Table 1](#)). While [Table 1](#) in the previous version only gave the characteristics of the total study participants in terms of their percentage and 95% CI; in this current version, we added the size (n) as well as the characteristics of the final participants included in the multivariable analysis [both the size (n) and their percentage and 95% CI]. This comparison gave a better understanding of the population of interest and the effect of the sample reduction on the study finding. The included respondents in the multivariable analysis were similar in all characteristics to the total number of respondents except in age and the educational level. Those included in the final analysis had an older age and a higher education level when compared with the total respondent population. While the previous article showed that people with lower educational background have lower access to dental treatment, this new article showed that due to the fact that the analysis sample in this study were better educated than the total respondent population, the influence of education on dental service utilization found in this study might only be underestimated. This new version also provided more deep discussions in all aspects of the study findings. Overall, both versions provided the same conclusions that people less than 25 years old, male, those with lower educational background, those living in a district, those with poor tooth brushing habit and being edentulous are associated with lower dental service utilization.

Any further responses from the reviewers can be found at the end of the article

Introduction

Health is a fundamental right of every human being without discrimination related to race, religion, and socioeconomic status ([World Health Organization, 2015](#)). Oral health is integral to the overall health of human beings ([Peres et al., 2019](#); [World Health Organization, 2020](#)). However, in most countries, access to and utilization of oral health services are limited ([Glick et al., 2012](#); [Petersen, 2003](#); [Watt et al., 2019](#)). Lack of access to such services can have a detrimental impact on people's general health and quality of life ([Petersen, 2003](#)). Tooth loss is mainly the result of accumulated dental diseases as a product of low utilization of dental services ([Petersen, 2003](#)).

One of the commonly used indices to assess the utilization of dental services is the percentage of the population attending a dental visit in the previous year ([Bayat et al., 2008](#)). The utilization of dental services is varied across countries. In developing countries, the majority of people only visits the dentist for pain relief rather than preventive care ([Varenne et al., 2006](#)), while in developed countries about 40–80% of the adults visit a dentist in a given year ([Bayat et al., 2008](#)).

Previous research has indicated certain factors that influence dental service utilization ([Fonseca et al., 2017](#); [Machry et al., 2013](#); [Vieira et al., 2019](#); [Vujicic & Nasseh, 2014](#)). For example, socio-demographic factors related to dental service use include age, sex, education, and residential location ([Fonseca et al., 2017](#); [Machry et al., 2013](#); [Vieira et al., 2019](#)). Moreover,

poor health behaviors are usually clustered in the same person wherein a person with a bad tooth brushing habit also rarely accesses dental treatments ([Jordao et al., 2018](#)). Furthermore, dental clinical condition such as dental status (dentate vs edentulous) could influence the utilization of dental services as it differentiates the extent of dental treatment need. So far, utilization of dental services and factors related to it have been mainly reported in developed countries, while such reporting in developing countries has been limited.

Oral health is a much neglected field of research in developing countries, including in Indonesia. Indonesia is the fourth most populated country in the world after China, India, and the United States of America ([United Nation, 2019](#)). Cases of dental caries in this country is high; for example, more than 88% of the population has been estimated to have experienced caries, with 45% having untreated caries ([The Ministry of Health, Republic of Indonesia, 2019](#)). Currently, Indonesia is in the process of establishing universal health coverage through *Jaminan Kesehatan Nasional (JKN)*, wherein basic dental health is included in the insurance coverage. This insurance covers seven services: 1. dental examination, medication and consultation, 2. premedication, 3. dental emergency, 4. extraction of deciduous or permanent tooth without difficulties, 5. medication after extraction, 6. glass ionomer and composite dental fillings resulting from disease (not cosmetic reasons), and 7. scaling (once a year) ([Social Insurance Administration Organization, 2020](#)). This universal health coverage program was implemented as a capitation system whereby the dentists are paid a fixed amount for the number of people who were under their care ([Deloitte Indonesia, 2019](#)). The participants in the insurance scheme include Contribution Assistance Recipients (“*Penerima Bantuan Iuran*,” PBI) and non-PBI members ([Deloitte Indonesia, 2019](#)). PBI include poorer citizen whose insurance is funded by the government through taxes. Non-PBI members include other citizens not categorized as poor, who need to subscribe to the insurance scheme by paying for it monthly (e.g., through deduction directly from their income) ([Deloitte Indonesia, 2019](#)). A comprehensive assessment of the JKN program conducted by the Government of Indonesia in 2017 found that JKN has managed to bring 76% of Indonesia's population under the program; this is considered an impressive coverage rate ([Social Insurance Administration Organization, 2019](#)).

Despite the high level of dental problems and the high insurance coverage, the utilization of dental services among the Indonesian population is very low ([The Ministry of Health Republic of Indonesia, 2013b](#)). Indonesian Basic Health Research (*Riset Kesehatan Dasar/RISKESDAS*) 2018 showed that only 8.1% of Indonesians used dental services ([The Ministry of Health Republic of Indonesia, 2013b](#)). In Indonesia, East Java is the second most populated province with a slightly below average national dentist-population ratio ([The Ministry of Health Republic of Indonesia, 2013a](#)). The insurance coverage in this province is 80%. However, the utilization of dental services in this province is similar to the national estimate which is 8.6% ([The Ministry of Health, Republic of Indonesia, 2013b](#)). Understanding the factors influencing dental service utilization

among East Java residents is needed as a fundamental step to develop policy to increase the utilization of the services.

This study aimed to explore the associations of socio-demographic characteristics, behavioral factors, and clinical condition with the utilization of dental services among East Java residents.

Methods

Study population and research design

This secondary data analysis used data from the 2013 Indonesian Basic Health Survey (Riskesdas 2013). Riskesdas 2013 was a cross sectional national survey. It was part of a serial Indonesian national basic health survey conducted every six years. As the latest Riskesdas data is not currently open to the public, the Riskesdas 2013 data was used in this analysis. Riskesdas 2013 used a three-stage, stratified cluster sampling design to select a representative sample of Indonesian residents. The sampling frame was households recorded in the 2010 bloc census database, revalidated by the 2013 enumerator team. Indonesia was stratified into metropolitan and non-metropolitan areas by provincial status, with clusters based on district or municipality, which were selected with probability proportional to size. All persons in the household were included in the census. Final respondents were 294,959 households with the mean number of residents equal to 3.8. Response rate for the Indonesian residents was 93%. Details of the 2013 Indonesian national basic health research report has been published elsewhere ([The Ministry of Health, Republic of Indonesia, 2013b](#)). For the purpose of this analysis, a subset of East Java participants 5 to 100 years old who participated in the survey was analyzed.

Data collection and management

Data was collected through a questionnaire in the Indonesian language. The outcome of interest was utilization of dental services. It was self-reported by respondents by answering a single question “Have you received dental treatment(s) during the last twelve months?” The response options were yes or no.

Potential indicators of the dental service utilization in this study were socio-demographic characteristics, behavioral factors, and clinical condition, as informed by the existing literature ([Fonseca et al., 2017](#); [Machry et al., 2013](#); [Vieira et al., 2019](#)). Socio-demographic characteristics included age, sex, education and residential location. For inclusion in the analysis, the respondent had to be between 5 and 100 years old and must have completed the Riskesdas 2013 oral examination. Age was then categorized into <25, 25–<50, and ≥50 years old. The choice of the cut-off points for the age categorization was based in the distribution of the age. Sex was recorded as male or female. Education was measured by the highest level of school, post-school, or tertiary educational attainment and dichotomized into junior high school or less vs senior high school or higher. East Java province consists of 29 districts and nine municipalities, which differ due to the size of the area, capital, and development such as in the economy and education. Municipalities are usually ahead of the districts in terms of socio-capital development. Thus, residential location was dichotomized into districts

and municipalities. The behavioral factor was tooth brushing habit (self-reported by the respondents as good vs bad tooth brushing habit). Respondents were categorized as having a good tooth brushing habit if they answered yes to the question “do you brush your teeth daily?”. Clinical condition was measured through dental status (self-reported by respondents as dentate [having one or more teeth] vs edentulous).

Statistical analysis

Statistical analysis was performed using SAS version 9.4-callable SUDAAN version 11.0.3 (Research Triangle Institute, North Carolina, USA). Characteristics of the study participants were presented using descriptive statistics. Bivariate analyses of the association between utilization of dental treatment and each of the potential indicators were performed using chi square tests. The potential indicators include socio-demographic characteristics (age, sex, education and residential location), dental behavior (tooth brushing habit), and clinical (dental) condition. Multivariable logistic regression analysis was conducted to model together these factors influencing dental treatment utilization among a sample with information on all study variables (N=79,322); no imputation was done for missing data. The statistical significance of the associations was evaluated at $P < 0.05$.

Ethical review

Ethical approval of Riskesdas 2013 was granted by the Ministry of Health Republic of Indonesia’s Human Research Ethics Committee. However, this particular study involved secondary analysis of anonymized data, and no new ethical clearance was required.

Results

[Table 1](#) shows the characteristics of the total study participants and the final participants included in the multivariable analysis. From a total of 90,551 respondents, 79,322 respondents with information on all variables were included in the final analysis. The included respondents were similar in all characteristics to the total number of respondents except in the age and educational level. Those included in the final analysis had a higher education level when compared with the total respondent population.

The results from the bivariate analyses are presented in [Table 2](#). All the indicators showed a significant relationship with the utilization of dental services. In terms of age, people over 50 years old showed the lowest utilization of dental treatment, followed by people less than 25 years old. Respondents that received the highest number of dental treatments were people between 25 and 50 years old. Furthermore, males, people with lower educational background, residents of districts, people reporting bad tooth brushing habit, and those with edentulism showed lower utilization of dental treatments compared to their counterparts.

The results of the multivariable model are presented in [Table 3](#). The model showed that dental services utilization differed by age. Respondents less than 25 years of age received

Table 1. Demographic and background characteristics of the study participants.

Characteristics	Total respondents		Total respondents with information on all study variables (final analysis population)	
	Size (n)	% of respondents [95% CI]	Size (n)	% of respondents [95% CI]
	N=90,551		N=79,322	
Outcome				
Dental services utilization				
Received dental treatment during the last 12 months	8,157	9 [8.8-9.2]	6,820	8.6 [8.4-8.8]
Did not receive dental treatment during the last 12 months	82,394	91 [90.8-91.2]	72,502	91.4 [91.2-91.6]
Indicators				
Socio-demographic characteristics				
Age*				
<25 years old	28,927	31.9 [31.6-32.2]	17,698	22.3 [22.0-22.6]
25-<50 years old	35,817	39.6 [39.2-39.9]	35,817	45.2 [44.8-45.5]
≥50 years old	25,807	28.5 [28.2-28.8]	25,807	32.5 [32.2-32.9]
Sex				
Male	43,570	48.1 [47.8-48.4]	37,694	47.5 [47.2-47.9]
Female	46,981	51.9 [51.6-52.2]	41,628	52.5 [52.1-52.8]
Education*				
Junior high school or less	68,925	77.4 [77.1-77.6]	59,160	74.6 [74.3-74.9]
Senior high school or higher	20,162	22.6 [22.4-22.9]	20,162	25.4 [25.1-25.7]
Residential place				
Districts	73,617	81.3 [81.0-81.6]	64,562	81.4 [81.1-81.7]
Municipality	16,934	18.7 [18.4-19.0]	14,760	18.6 [18.3-18.9]
Oral health behavior				
Tooth brushing habit				
Self-reported bad tooth brushing habit	6,111	7.4 [7.2-7.6]	6,019	7.6 [7.4-7.8]
Self-reported good tooth brushing habit	76,601	92.6 [92.4-92.8]	73,303	92.4 [92.2-92.6]
Clinical condition				
Dental Status				
Dentate	77,191	97.3 [97.2-97.4]	77,191	97.3 [97.2-97.4]
Edentulous	2,131	2.7 [2.6-2.8]	2,131	2.7 [2.6-2.8]

95% CI: 95% Confidence Interval; *Significant different

Table 2. Bivariate analysis of the association between dental service utilization and each of the explanatory variables.

Indicators	Utilization of dental services (received dental treatment during the last 12 months)	
	% of respondents [95% CI]	PR [95% CI]
Socio-demographic characteristics		
Age		
<25 years old	8.4 [8.1–8.8]	0.83 [0.79–0.87]
25–<50 years old	10.5 [10.2–10.8]	1.40 [1.35–1.45]
≥50 years old	7.5 [7.2–7.9]	ref (1)
Sex		
Male	8.1 [7.9–8.4]	0.80 [0.78–0.83]
Female	9.8 [9.5–10.1]	ref (1)
Education		
Junior high school or less	8.7 [8.5–8.9]	0.82 [0.79–0.85]
Senior high school or higher	9.9 [9.5–10.4]	ref (1)
Residential place		
Districts	8.7 [8.5–8.9]	0.87 [0.84–0.91]
Municipality	10.2 [9.7–10.6]	ref (1)
Oral health behavior		
Tooth brushing habit		
Self-reported bad tooth brushing habit	4.1 [3.6–4.6]	0.45 [0.41–0.48]
Self-reported good tooth brushing habit	9.0 [8.8–9.2]	ref (1)
Clinical condition		
Dental status		
Dentate	8.7 [8.5–8.9]	2.70 [2.32–3.15]
Edentulous	3.2 [2.5–4.0]	ref (1)

Bold: indicator was significant; 95% CI: 95% Confidence Interval; PR: Prevalence Ratio; Bivariate analysis was conducted using chi-square

lower dental treatment than respondents ≥50 years old (PR [95% CI] = 0.74 [0.71–0.78]). However, respondents 25–<50 years old showed more utilization of dental treatments than respondents ≥50 years old (PR [95% CI] = 1.23 [1.18–1.28]). Being male and having lower education were indicators for having a lower utilization of dental treatment (PR [95% CI] = 0.81 [0.79–0.84] and PR [95% CI] = 0.89 [0.86–0.93], respectively). Similarly, people living in districts showed lower utilization of dental treatment than those living in municipalities. Respondents with bad tooth brushing habit showed lower utilization of dental treatment. Having teeth was associated higher utilization of dental treatment (PR [95% CI] = 1.39 [1.16–1.66]).

Discussion

This study showed that the utilization of dental services by East Java residents in Indonesia was very low. Only 9% of the East Java population received dental treatments during the last 12 months, which is slightly higher than the national average (8.1%) (The Ministry of Health, Republic of Indonesia, 2013b). Dental service utilization was low among respondents who were less than 25 years old, male, district residents, edentulous, and had lower education and poor toothbrushing habit.

Among Indonesians, the fact that 95.5% of the population never utilize dental services was revealed in the 2018 national health

Table 3. Multivariable analysis of dental services utilization.

Characteristics	Utilization of dental services (received dental treatment during the last 12 months)	
	PR	[95% CI]
N=79,322		
Socio-demographic characteristics		
Age		
<25 years old	0.74	[0.71–0.78]
25–<50 years old	1.23	[1.18–1.28]
≥50 years old	ref (1)	-
Sex		
Male	0.81	[0.79–0.84]
Female (reference)	ref (1)	-
Education		
Junior high school or less	0.89	[0.86–0.93]
Senior high school or higher (reference)	ref (1)	-
Residential place		
Districts	0.91	[0.88–0.95]
Municipality (reference)	ref (1)	-
Oral health behavior		
Tooth brushing habit		
Self-reported bad tooth brushing habit	0.53	[0.48–0.59]
Self-reported good tooth brushing habit (reference)	ref (1)	-
Clinical conditions		
Dental status		
Dentate	1.39	[1.16–1.66]
Edentulous (reference)	ref (1)	-

Bold: indicator was significant; 95% CI: 95% Confidence Interval; PR: Prevalence Ratio; Multi variable analysis was conducted using logistic regression

survey (The Ministry of Health, Republic of Indonesia, 2019). The percentage of the population that never accesses dental services in Indonesia was far higher than that has been reported in rural India, another developing country (Gupta *et al.*, 2014). Research in a rural population of western Rajasthan, revealed that around 55% of the population never visited a dentist while only 1.5% visited a dentist in the last 6 months (Gupta *et al.*, 2014). However, these estimates contradict some research findings from economically developed countries where approximately 40%–80% of the population have accessed dental

services within the last 12 months (Brown & Lazar, 1999; Kiyak & Reichmuth, 2005). Lack of awareness about oral health could be a reason behind the lower utilization of dental services in East Java province, Indonesia. In Indonesia, the secondary data analysis from the National Socioeconomic Survey in 2013 also showed that a high proportion of the Indonesian people had no perceived need for dental services (98.36%) and had never utilized dental services, resulting in considerable unmet need for dental treatments (97.7%). Of those who had unmet need for dental treatments, 94.8% had no

perceived need for dental services (Malik *et al.*, 2020). Perceived need for dental care is one of the best predictors of dental service utilization (Gibson, 2013). Individuals' perceived dental health may influence their perceived need for dental care (Morin *et al.*, 2005). In general, people will not attend health services unless they have health problems, and they demand health care as they believe that health service can solve their health problems (Wright *et al.*, 1998).

In East Java, utilization of dental services varied according to socio-demographic, behavioural, and clinical factors. People aged 25–<50 years had the highest utilization of dental services in this study, followed by those ≥50 year old. Those less than 25 years old had the lowest utilization of dental treatment. Among Indonesians, people in 25–<50 years of age are considered the productive workforce, at which point they have usually progressed in their careers to a point and are earning enough to allow them to have insurance or utilize dental services privately. This could be the reason for greater utilization of dental treatment in this age group. The lowest utilization of dental services among people less than 25 years old could also be influenced by dental anxiety. Previous study in the Indonesian population reveals that people less than 25 years old have higher dental anxiety than their counterparts (Prihastari *et al.*, 2020). People aged younger than 25 years old still had limited self-control and were less focussed on long-term consequences relative to people aged 25 years and older. These characteristics lead to an increased risk of unhealthy behaviours among people in this age group (Committee on Improving the Health, Safety, and Well-Being of Young Adults, 2015), including the lack of dental service utilization to maintain their oral health. However, high levels of self-concept among people aged 25 and older may help them maintain their oral health and motivate them to improve dental service utilization. Similarly, for baby boomers (people aged 50 years and older), physical attractiveness is important, as evidenced by the growing number of people in this age group seeking cosmetic dental care (Kiyak, 2015).

This study finds that females have greater utilization of dental services, supporting previous studies (Emerich *et al.*, 2015; Fonseca *et al.*, 2017; Green & Pope, 1999; Honkala *et al.*, 1997; Saintrain *et al.*, 2014), while also contradicting another study (Akbar *et al.*, 2019). Women's greater use of oral health service providers is likely because they pay more attention to esthetics and oral hygiene. Research shows that women pay more attention to their appearance and health (Green & Pope, 1999). On the other hand, men tend not to seek dental service due to the lack of perception of their need (Kiyak, 1993). However, each gender's perspectives and beliefs may differ culturally, explaining the contradictory results. Higher dental service use was also observed among working women than working men in a study in Japan (Nishide *et al.*, 2017). One possible explanation is that working women were more likely than working men to allocate time to use dental service. Compared to men, women had a greater interest in health and literacy and put more attention to oral health (Kawamura *et al.*, 1999).

Education is also a significant contributing factor to dental service utilization. People with lower educational background have

lower access to dental treatment, supporting previous research. Considering that the analysis sample in this study were better educated than the total respondent population only underestimates this problem. A study showed that higher educated individuals visited the dentist 10 times more than those with low education (Barros & Bertoldi, 2002). A previous study has demonstrated a higher level of oral health knowledge among people with a high educational background than those with low educational background. Having adequate oral health knowledge is attributed to positive attitudes towards dental service utilization, resulting in more educated people using dental services than less educated people (Zhu *et al.*, 2005). Our results indicate that prevention programs would benefit by specifically targeting less educated people.

East Java province is one of the provinces located in the main island, Java. Among other islands, the Java island is categorized as the most developed. Thus, socioeconomic inequality among each area in East Java could be considered lower than other less developed islands. However, this research still finds that dental service utilization is lower among the district residents than the municipality residents in East Java. This finding supports previous research (Akbar *et al.*, 2019). It is known that public transport networks are less developed in rural areas than in urban areas. Lack of transport access to dental facilities can be an obstacle to routine dental visit (Hamano *et al.*, 2017; Ogunbodede *et al.*, 2015). Moreover, the use of a service also depends on the perception of user's needs, influenced by their values, beliefs and cultures (Giordani *et al.*, 2010). A study in Istanbul (Ozkan *et al.*, 2011) found that more than half of the population surveyed did not feel the need or have the desire to visit a dentist, although their dental conditions were not ideal.

This study finds that people who have bad tooth brushing habit utilize dental services less, supporting previous research (Jordao *et al.*, 2018). Jessor's problem behaviour theory (Jessor, 1991) proposes that various risk behaviours are inter-related. Research (Jordao *et al.*, 2018) has affirmed this theory in the dental behaviors field, finding that there are clustering patterns in dental health behaviors whereby less frequent tooth brushing is clustered with high sugar intake, current smoking, and lack of dental visits.

Moreover, dentate people in East Java utilize more dental services than edentulous people, similar with other research finding (Tuominen, 1987). In many countries, the reason for dental service use is to mainly undergo dental treatment. This is especially true in developing countries where most of the people visit dental care services only when they are in pain (Varenne *et al.*, 2006). Edentulousness in some parts of the world has been thought of as a healthy condition without pain even though this condition could reduce the ability to chew certain types of food, reducing the quality of life. Elders were also found to be more resilient to poor clinical status compared to younger people (Slade & Sanders, 2011). The importance of dentate status in predicting dental service utilization is evident. It has also been argued that age will not be a significant predictor of dental service utilization if individuals were grouped by dentate status (Gibson, 2013).

The strength of this study lies in the nature of data collected in a national survey, allowing a representative data of the East Java population. The cross-sectional study design is a limitation as it precludes causal explanations. Self-reported utilization of dental services and lack of data on insurance coverage and income could be other limitations of this study as associations between lower socioeconomic status and decreased access to dental services have been found in several countries (Grytten *et al.*, 2012; Hjern *et al.*, 2001; Larson & Halfon, 2010; Listl, 2011; Murakami *et al.*, 2014; Tchicaya & Lorentz, 2014). Some potential bias could arise due to self-reported data and residual confounder. However, the study findings are in agreement with prior research that assessed dental care utilization, and it provides avenues for future research. This study has the potential to inform guidelines, or specific changes to existing policy or practice in Indonesia. Recognizing significant indicators that influence dental care utilization may aid in the planning and provision of programs for dental services and resource allocation. Strategies for the improvements in dental care utilization may require a multidimensional approach. The results may also inform oral health practitioners and policymakers about specific target groups requiring oral health intervention programs.

Conclusions

This first detailed population-based study in the East Java province of Indonesia has demonstrated that the use of dental services is influenced by socio-demographic factors. People

less than 25 years old, male, those with lower educational background, those living in a district, those with poor tooth brushing habit and being edentulous are associated with lower dental service utilization.

Data availability

Data used for this analysis are available by a written request to the Ministry of Health Republic of Indonesia.

Source data

The available variables of Riskesdas 2013 dataset could be learnt from the national report of Riskesdas 2013 produced by Indonesian Ministry of Health, available online in http://labdata.litbang.kemkes.go.id/images/download/laporan/RKD/2013/Laporan_riskesdas_2013_final.pdf. A written request of a sub data set should be sent to the Ministry of Health Republic of Indonesia (sent to the head of research and development division of the Ministry of Health Republic of Indonesia at Jl. Percetakan Negara no 29 Jakarta Pusat, Indonesia) along with a proposal detailing the proposed analysis. After approval, the proposal will be analyzed by the data management laboratory. Successful applicants will get the data by email after signing a letter of agreement about the data management, including an agreement to neither send the data to other party nor using it for other reason than that has been agreed by the Ministry. The instruction of how to apply for the data are available from the Indonesian Ministry of Health's website: <http://labmandat.litbang.kemkes.go.id/images/download/peraturan/alur.pdf>

References

- Akbar FH, Pasinringi S, Awang AH: **Relationship Between Health Service Access to Dental Conditions in Urban and Rural Areas in Indonesia.** *Pesqui Bras Odontopediatria Clin Integr.* 2019; **19**(1): e4652.
[Publisher Full Text](#)
- Barros AJD, Bertoldi AD: **Inequalities in utilization and access to dental services: a nationwide assessment.** *Ciência & Saúde Coletiva.* 2002; **7**(4): 709–17.
[Publisher Full Text](#)
- Bayat F, Vehkalahti MM, Zafarmand AH, *et al.*: **Impact of insurance scheme on adults' dental check-ups in a developing oral health care system.** *Eur J Dent.* 2008; **2**(1): 3–10.
[PubMed Abstract](#) | [Publisher Full Text](#) | [Free Full Text](#)
- Brown LJ, Lazar V: **Dental care utilization: how saturated is the patient market?.** *J Am Dent Assoc.* 1999; **130**(4): 573–80.
[PubMed Abstract](#) | [Publisher Full Text](#)
- Committee on Improving the Health, Safety, and Well-Being of Young Adults, Board on Children, Youth, and Families, Institute of Medicine, and National Research Council: **Investing in the Health-Wellbeing of Young Adults.** Richard JB, Clare S, & Heather B. Washington (DC): National Academies Press. 2015.
- Deloitte Indonesia: **Ensuring the Sustainability of JKN-KIS for the Indonesian People: Intended to cover the health costs of all Indonesians, the JKN-KIS national insurance program is now on the brink. How can this program survive?** Deloitte Indonesia Perspectives 1st ed. 2019.
[Reference Source](#)
- Department of economic and social affairs - United Nation: **World population prospect 2019: highlights.** New York. 2019.
[Reference Source](#)
- Emerich TB, Pacheco KTDS, Carvalho RB, *et al.*: **Access to Dental Services and Related Factors in Adolescents from Vitória, Espírito Santo, Brazil.** 2011. *Brazilian Research in Pediatric Dentistry and Integrated Clinic.* 2015; **15**(1): 253–262.
[Publisher Full Text](#)
- Fonseca EP, Frias AC, Mialhe FL, *et al.*: **Factors associated with last dental visit or not to visit the dentist by Brazilian adolescents: A population-based study.** *PLoS One.* 2017; **12**(8): e0183310.
[PubMed Abstract](#) | [Publisher Full Text](#) | [Free Full Text](#)
- Gibson TB: **Access to Dental Services.** In *Access to Health Care.* Martin G & Myfanwy M (eds.). London: Taylor & Francis. 2013.
- Giordani JMA, de Slavutzky SMB, Koltermann AP, *et al.*: **Inequalities in prosthetic rehabilitation among elderly people: the importance of context.** *Community Dent Oral Epidemiol.* 2010; **39**(3): 230–8.
[PubMed Abstract](#) | [Publisher Full Text](#)
- Glick M, da Silva OM, Seeberger GK, *et al.*: **FDI Vision 2020: Shaping the future of oral health.** *Int Dent J.* 2012; **62**(6): 278–291.
[PubMed Abstract](#) | [Publisher Full Text](#)
- Grytten J, Holst D, Skau I: **Gender, psychosocial factors and the use of medical services: A longitudinal analysis.** *Soc Sci Med.* 1999; **48**(10): 1363–1372.
[PubMed Abstract](#) | [Publisher Full Text](#)
- Grytten J, Holst D, Skau I: **Demand for and utilization of dental services according to household income in the adult population in Norway.** *Community Dent Oral Epidemiol.* 2012; **40**(4): 297–305.
[PubMed Abstract](#) | [Publisher Full Text](#)
- Gupta S, Ranjan V, Rai S, *et al.*: **Oral health services utilization among the rural population of western Rajasthan, India.** *J Indian Acad Oral Med Radiol.* 2014; **26**(4): 410–3.
[Publisher Full Text](#)
- Hamano T, Takeda M, Tominaga K, *et al.*: **Is accessibility to dental care**

facilities in rural areas associated with number of teeth in elderly residents? *Int J Environ Res Public Health*. 2017; **14**(3): 327.

[PubMed Abstract](#) | [Publisher Full Text](#) | [Free Full Text](#)

Hjern A, Grindekjord M, Sundberg H, et al.: **Social inequality in oral health and use of dental care in Sweden**. *Community Dent Oral Epidemiol*. 2001; **29**(3): 167–174.

[PubMed Abstract](#) | [Publisher Full Text](#)

Honkala E, Kuusela S, Rimpelä A, et al.: **Dental Services Utilization Between 1977 and 1995 by Finnish Adolescents of Different Socioeconomic Levels**. *Community Dent Oral Epidemiol*. 1997; **25**(6): 385–90.

[PubMed Abstract](#) | [Publisher Full Text](#)

Jessor R: **Risk behavior in adolescence: a psychosocial framework for understanding and action**. *J Adolesc Health*. 1991; **12**(8): 597–605.

[PubMed Abstract](#) | [Publisher Full Text](#)

Jordão LMR, Malta DC, Freire MdCM: **Clustering patterns of oral and general health-risk behaviours in Brazilian adolescents: Findings from a national survey**. *Community Dent Oral Epidemiol*. 2018; **46**(2): 194–202.

[PubMed Abstract](#) | [Publisher Full Text](#)

Kawamura M, Allan F, Wright C, et al.: **An Analytical Study on Gender Differences in Self-Reported Oral Health Care and Problems of Japanese Employees**. *J Occup Health*. 1999; **41**: 104–111.

Kiyak HA: **Influences on older adults' use of dental services**. In *Textbook of Geriatric Dentistry*. Poul H-P, Angus WG, & Jonathan AS (eds). 3rd ed. Wiley-Blackwell, 2015.

Kiyak HA: **Age and culture: influences on oral health behavior**. *Int Dent J*. 1993; **43**(1): 9–16.

[PubMed Abstract](#)

Kiyak HA, Reichmuth M: **Barriers to and enablers of older adults' use of dental services**. *J Dent Educ*. 2005; **69**(9): 975–86.

[PubMed Abstract](#)

Larson K, Halfon N: **Family income gradients in the health and health care access of US children**. *Matern Child Health J*. 2010; **14**(3): 332–342.

[PubMed Abstract](#) | [Publisher Full Text](#) | [Free Full Text](#)

Listl S: **Income-related inequalities in dental service utilization by Europeans aged 50+**. *J Dent Res*. 2011; **90**(6): 717–723.

[PubMed Abstract](#) | [Publisher Full Text](#) | [Free Full Text](#)

Machry RV, Tuchtenhagen S, Agostini BA, et al.: **Socioeconomic and psychosocial predictors of dental healthcare use among Brazilian preschool children**. *BMC Oral Health*. 2013; **13**(1): 60–60.

[PubMed Abstract](#) | [Publisher Full Text](#) | [Free Full Text](#)

Malik NA, Rosalien R, Khalissy N, et al.: **Perceived Need and Utilization of Dental Health Care Services in Indonesia: A Secondary Analysis Using the National Socioeconomic Data**. *Makara J Health Res*. 2020; **24**(2): 121–127.

[Publisher Full Text](#)

Morin NM, Dye BA, Hooper TI, et al.: **Influence of Cigarette Smoking on the Overall Perception of Dental Health among Adults Aged 20-79 Years, United States, 1988-1994**. *Public Health Reports*. 2005; 120:124-132.

Murakami K, Aida J, Ohkubo T, et al.: **Income-related inequalities in preventive and curative dental care use among working-age Japanese adults in urban areas: A cross-sectional study**. *BMC Oral Health*. 2014; **14**: 117.

[PubMed Abstract](#) | [Publisher Full Text](#) | [Free Full Text](#)

Nishide A, Fujita M, Sato Y, et al.: **Inequalities in Access to Dental Services in Japan**. *Int J Environ Res Public Health*. 2017; **14**(5): 524.

[PubMed Abstract](#) | [Publisher Full Text](#) | [Free Full Text](#)

Ogunbodede EO, Kida IA, Madjapa HS, et al.: **Oral health inequalities between rural and urban populations of the African and Middle East region**. *Adv Dent Res*. 2015; **27**(1): 18–25.

[PubMed Abstract](#) | [Publisher Full Text](#)

Ozkan Y, Özcan M, Kulak Y, et al.: **General health, dental status and perceived dental treatment needs of an elderly population in Istanbul**. *Gerodontology*. 2011; **28**(1): 28–36.

[PubMed Abstract](#) | [Publisher Full Text](#)

Peres MA, Macpherson LM, Weyant RJ, et al.: **Oral diseases: a global public health challenge**. *Lancet*. 2019; **394**(10194): 249–260.

[PubMed Abstract](#) | [Publisher Full Text](#)

Petersen PE: **The World Health Organization Report 2003: Continuous improvement of oral health in the 21st century—the approach of the WHO Global Oral Health Programme**. Geneva: World Health Organization. 2003.

[Reference Source](#)

Prihastari L, Iswara RA, Afiani GA, et al.: **The relationship between dental fear, anxiety and sociodemography in Jakarta, Indonesia**. *Dent J (Majalah Kedokteran Gigi)*. 2020; **53**(4): 175–180.

[Reference Source](#)

Saintrain MV, Marques PL, Almeida LH, et al.: **The relation between gender in the access to dental services and goods**. *Revista Brasileira em Promocao da Saude Fortaleza*. 2014; **27**(3): 381–388.

[Publisher Full Text](#)

Slade GD, Sanders AE: **The Paradox of Better Subjective Oral Health in Older Age**. *J Dent Res*. 2011; **90**(11): 1279–85.

[PubMed Abstract](#) | [Publisher Full Text](#)

Social Insurance Administration Organization (Badan penyelenggara jaminan sosial kesehatan): **Sampled data of Social Insurance Administration Organization sampel (Data BPJS kesehatan tahun 2015-2016)**. 2019; 1.

Social Insurance Administration Organization (Badan penyelenggara jaminan sosial kesehatan): **Panduan praktis Pelayanan Gigi & Prothesa Gigi Bagi Peserta JKN (Dental Services practical guide & Dental Procedures for JKN Participants)**. Accessed online in 19th February 2020.

[Reference Source](#)

Tchicaya A, Lorentz N: **Socioeconomic inequalities in the non-use of dental care in Europe**. *Int J Equity Health*. 2014; **13**: 7.

[PubMed Abstract](#) | [Publisher Full Text](#) | [Free Full Text](#)

The Ministry of Health Republic of Indonesia. (n.d.): **Health data and information of East Java Province: Executive summary (Ringkasan eksekutif: data dan informasi kesehatan propinsi Jawa Timur)**. Jakarta: Data and Information Center The Ministry of Health Republic of Indonesia. 2013a.

The Ministry of Health Republic of Indonesia: **National report of Indonesian basic health survey 2018 (Laporan Nasional Riskesdas 2018)**. 2019. Tim riskesdas 2018. Lembaga Penerbit Badan Penelitian dan Pengembangan Kesehatan. Jakarta.

The Ministry of Health Republic of Indonesia: **National report of Indonesian basic health survey 2013 (Laporan Nasional Riskesdas 2013)**. 2013b. Tim riskesdas 2013. Lembaga Penerbit Badan Penelitian dan Pengembangan Kesehatan. Jakarta.

Tuominen R: **Utilization of oral health services by employed dentulous and edentulous populations**. *Proc Finn Dent Soc*. 1987; **83**(5–6): 249–255.

[PubMed Abstract](#)

Varenne B, Petersen PE, Fournet F, et al.: **Illness-related behaviour and utilization of oral health services among adult city-dwellers in Burkina Faso: Evidence from a household survey**. *BMC Health Serv Res*. 2006; **6**: 164.

[PubMed Abstract](#) | [Publisher Full Text](#) | [Free Full Text](#)

Vieira JMR, Rebelo MAB, Martins NMO, et al.: **Contextual and individual determinants of non-utilization of dental services among Brazilian adults**. *J Public Health Dent*. 2019; **79**(1): 60–70.

[PubMed Abstract](#) | [Publisher Full Text](#)

Vujicic M, Nasseh KA: **Decade in Dental Care Utilization among Adults and Children (2001-2010)**. *Health Serv Res*. 2014; **49**(2): 460–80.

[PubMed Abstract](#) | [Publisher Full Text](#) | [Free Full Text](#)

Watt RG, Daly B, Allison P, et al.: **Ending the neglect of global oral health: time for radical action**. *Lancet*. 2019; **394**(10194): 261–72.

[PubMed Abstract](#) | [Publisher Full Text](#)

World Health Organization: **Oral Health**. 2020.

[Reference Source](#)

World Health Organization: **Declaration of Alma-Ata**. *Am J Public Health*. 2015; **105**(6): 1094–5.

[PubMed Abstract](#) | [Publisher Full Text](#) | [Free Full Text](#)

Wright J, Williams R, Wilkinson JR, et al.: **Development and Importance of Health Need Assessment**. *BMJ*. 1998; **316**(7140): 1310–1313.

[Publisher Full Text](#)

Zhu L, Petersen PE, Wang HY, et al.: **Oral Health Knowledge, Attitudes and Behaviour of Adults in China**. *Int Dent J*. 2005; **55**(4): 231–41.

[Publisher Full Text](#)

Open Peer Review

Current Peer Review Status:  

Version 2

Reviewer Report 28 April 2021

<https://doi.org/10.5256/f1000research.55792.r83675>

© 2021 Gupta A. This is an open access peer review report distributed under the terms of the [Creative Commons Attribution License](#), which permits unrestricted use, distribution, and reproduction in any medium, provided the original work is properly cited.



A. Gupta 

Deakin University, Geelong, Vic, Australia

No further comments. Thank you.

Competing Interests: No competing interests were disclosed.

Reviewer Expertise: Public health, oral health

I confirm that I have read this submission and believe that I have an appropriate level of expertise to confirm that it is of an acceptable scientific standard.

Version 1

Reviewer Report 11 September 2020

<https://doi.org/10.5256/f1000research.26147.r70071>

© 2020 Gupta A. This is an open access peer review report distributed under the terms of the [Creative Commons Attribution License](#), which permits unrestricted use, distribution, and reproduction in any medium, provided the original work is properly cited.



A. Gupta 

Deakin University, Geelong, Vic, Australia

This is a very interesting paper but has some inconsistencies throughout. First, it is unclear whether the paper focusses on exploring factors influencing HIGH or LOW (or both) utilization of dental services in East Java, Indonesia. The background makes a case for LOW utilisation but the title and the overall conclusion state otherwise. Further, the discussion section is very superficial

and will benefit from a thorough discussion of the study findings with the existing evidence. Some specific comments for the authors to consider are as follows:

Specific comments –

Title: Clarify whether the paper focuses on exploring factors influencing HIGH or LOW (or both) utilisation of dental services in East Java, Indonesia

Background:

- 3rd paragraph: Support the sentences with more and relevant evidence.
- 5th paragraph:
 - In the sentence, 'Despite.....2013b)' do you mean 'use of dental treatment' or 'UTILIZATION OF DENTAL SERVICES'? Some clarity will be helpful.
 - In the sentence "However.....2013b)", the phrase 'treat utilization for dental issues' needs clarity.
 - Some discussion on the QUALITY of the public dental service will be helpful. Further, some statistics on 'PRIVATE DENTAL CARE UTILIZATION' as compared to the public dental service will be helpful.
 - Revise the study aim for clarity- whether the paper aims to explore factors influencing HIGH or LOW (or both) utilization of dental services in East Java, Indonesia.

Methods:

- Page 4, 2nd line: "Indicators of.....condition" seems inappropriate as it is meant to be the findings of this study. Suggest either deleting this sentence or adding the word 'POTENTIAL' at the start of this sentence. It will also be good if the authors can support this sentence with evidence, assuming that their choice of exposure variables was informed by previous literature.
- In the same paragraph as above- in the sentence 'East Java province..... districts), it will be helpful if the authors can expand on what they mean by 'where municipalities are usually *ahead* of the districts'.
- Statistical Analysis: Authors mention 'no imputation was done for missing data' but no information (eg., n =?) on the missing data is provided. Please include the necessary information. Also, justification on how was missing data treated if no imputation was done will be helpful.

Results:

- Please insert the total sample size (n) in Table 1.

Discussion:

- Overall the discussion section in its current form is weak and superficial. It might be worth including a thorough and integrated discussion of the findings with the existing literature.
- Page 5: Sentences such as "Lack of awareness about oral health could be a reason behind

the lower utilization of dental services” will be worth discussing a bit more.

- Can authors include a bit more discussion in each of the paragraphs below:
 - In the paragraph that talks about the difference in AGE for the utilisation- authors can include some discussion on Dental anxiety as one of the potential reasons for low utilisation among participants <25 years.
 - In the paragraph that talks about the GENDER difference for the utilisation- some more discussion on why there exists contradictory evidence will be helpful. Also supporting evidence stated is primarily from developed countries. Is there any evidence from developing countries that can support the justification- given that women's perspectives and beliefs may differ culturally?
- Suggest including similar discussions in other paragraphs on education, health behaviours, etc.
- In the limitations section, it will be helpful if the authors can include some discussion on the potential of bias arising due to self-reported data and residual confounders.
- A paragraph on the research and policy implications of this study is missing and will be worth including. This study has the potential to inform guidelines, or specific changes to existing policy or practice in Indonesia.

Conclusion:

- A clear and precise conclusion will be helpful.
- Please clearly state whether age (what age group?), sex (male/female), education (low/high), and residential location (district/municipal) are indicators of low utilization.

Is the work clearly and accurately presented and does it cite the current literature?

Partly

Is the study design appropriate and is the work technically sound?

Yes

Are sufficient details of methods and analysis provided to allow replication by others?

Yes

If applicable, is the statistical analysis and its interpretation appropriate?

Yes

Are all the source data underlying the results available to ensure full reproducibility?

Yes

Are the conclusions drawn adequately supported by the results?

Yes

Competing Interests: No competing interests were disclosed.

Reviewer Expertise: Public health, oral health

I confirm that I have read this submission and believe that I have an appropriate level of expertise to confirm that it is of an acceptable scientific standard, however I have significant reservations, as outlined above.

Author Response 03 Apr 2021

Ninuk Hariyani, Faculty of Dental Medicine Universitas Airlangga, Surabaya, Indonesia

Reviewer: 2. A. Gupta

University of Melbourne, Melbourne, Vic, Australia

Comment 1:- This is a very interesting paper but has some inconsistencies throughout.

Response:- Thank you for your constructive feedback on our manuscript. Point by point responses to your comments is provided.

Comment 2:- Title: Clarify whether the paper focuses on exploring factors influencing HIGH or LOW (or both) utilisation of dental services in East Java, Indonesia

Response:- The objective of this study was to see which of the included sociodemographic, behavioural, and clinical factors influenced the existing dental service utilisation. The study does not differentiate between low and high utilisation as the overall utilisation is low. To clarify this, we have detailed the study objectives in the abstract and the introduction.

Comment 3:- Background: 3rd paragraph: Support the sentences with more and relevant evidence.

Response:- Some references have been added to support and extend the topic.

Comment 4:- Background: 5th paragraph: In the sentence, 'Despite.....2013b)' do you mean 'use of dental treatment' or 'UTILIZATION OF DENTAL SERVICES'? Some clarity will be helpful.

Response:- The sentence has been revised.

Comment 5:- Background: In the sentence "However.....2013b)", the phrase 'treat utilization for dental issues' needs clarity.

Response:- Thank you for your comments. The consistent term of the utilization of dental services was used to reduce the ambiguity.

Comment 6:- Background: Some discussion on the QUALITY of the public dental service will be helpful. Further, some statistics on 'PRIVATE DENTAL CARE UTILIZATION' as compared to the public dental service will be helpful.

Response:- Some discussion has been added.

Comment 7:- Background: Revise the study aim for clarity- whether the paper aims to explore factors influencing HIGH or LOW (or both) utilization of dental services in East Java, Indonesia.

Response:- The aim of this study was to see which of the included sociodemographic, behavioural, and clinical factors influenced the existing dental service utilisation. The study

does not differentiate between low and high utilisation as the overall utilisation is low. To clarify this, we have detailed the study objectives in the abstract and the introduction.

Comment 8:- Methods: Page 4, 2nd line: "Indicators of.....condition" seems inappropriate as it is meant to be the findings of this study. Suggest either deleting this sentence or adding the word 'POTENTIAL' at the start of this sentence. It will also be good if the authors can support this sentence with evidence, assuming that their choice of exposure variables was informed by previous literature.

Response:- Thank you for the suggestion. It has been adopted and the changes have been made.

Comment 9:- Methods: In the same paragraph as above- in the sentence 'East Java province..... districts), it will be helpful if the authors can expand on what they mean by 'where municipalities are usually *ahead* of the districts'.

Response:- Explanation has been added.

Comment 10:- Methods: Statistical Analysis: Authors mention 'no imputation was done for missing data' but no information (eg., $n = ?$) on the missing data is provided. Please include the necessary information. Also, justification on how was missing data treated if no imputation was done will be helpful.

Response:- The total sample size of the final analysis has been added both in the method and Table 3 /multivariable analysis. The comparison of the characteristics of the total study participants and the final participants included in the multivariable analysis was also added in table 1 and the first paragraph of the results section. The included respondents were similar in all characteristics to the total number of respondents except in the educational level. The implication of this reduced sample size to the general finding has also been added in the discussion. While previous article showed that people with lower educational background have lower access to dental treatment, this new article showed that due to the fact that the analysis sample in this study were better educated than the total respondent population, the influence of education on dental service utilization might only be underestimated.

Comment 11:- Results: Please insert the total sample size (n) in Table 1.

Response:- The sample size has been added as an additional column. We also provided a comparison of the characteristics of the total study participants and the final participants included in the multivariable analysis

Comment 12:- Discussion: Overall the discussion section in its current form is weak and superficial. It might be worth including a thorough and integrated discussion of the findings with the existing literature.

Response:- The discussion has been expanded in each of the suggested sections.

Comment 13:- Discussion: Page 5: Sentences such as "Lack of awareness about oral health could be a reason behind the lower utilization of dental services" will be worth discussing a bit more.

Response:- The discussion has been expanded.

Comment 14:- Discussion: Can authors include a bit more discussion in each of the paragraphs below: In the paragraph that talks about the difference in AGE for the utilisation- authors can include some discussion on Dental anxiety as one of the potential reasons for low utilisation among participants <25 years.

Response:- Discussion and literature on dental anxiety has been added.
The discussion for each paragraph has been expanded.

Comment 15:- Discussion: Can authors include a bit more discussion in each of the paragraphs below: In the paragraph that talks about the GENDER difference for the utilisation- some more discussion on why there exists contradictory evidence will be helpful. Also supporting evidence stated is primarily from developed countries. Is there any evidence from developing countries that can support the justification- given that women's perspectives and beliefs may differ culturally?

Response:- The discussion has been expanded.

Comment 16:- Discussion: Suggest including similar discussions in other paragraphs on education, health behaviours, etc.

Response:- The discussion has been expanded.

Comment 17:- Discussion: In the limitations section, it will be helpful if the authors can include some discussion on the potential of bias arising due to self-reported data and residual confounders.

Response:- The discussion has been expanded.

Comment 18:- Discussion: A paragraph on the research and policy implications of this study is missing and will be worth including. This study has the potential to inform guidelines, or specific changes to existing policy or practice in Indonesia.

Response:- The discussion has been expanded.

Comment 19:- Conclusion: A clear and precise conclusion will be helpful.

Response:- The discussion has been expanded.

Comment 20:- Conclusion: Please clearly state whether age (what age group?), sex (male/female), education (low/high), and residential location (district/municipal) are indicators of low utilization.

Response:- The discussion has been expanded.

Competing Interests: No competing interests were disclosed.

Reviewer Report 16 July 2020

<https://doi.org/10.5256/f1000research.26147.r66387>

© 2020 Jaafar A. This is an open access peer review report distributed under the terms of the [Creative Commons Attribution License](#), which permits unrestricted use, distribution, and reproduction in any medium, provided the original work is properly cited.



Azlan Jaafar 

Department of Periodontology & Community Oral Health, Faculty of Dentistry, Universiti Sains Islam, Nilai, Malaysia

The article is scientifically-well-written. No major issues related to methods or data analysis need to be highlighted. The authors have indicated the problem statement in the introduction on why they conduct the study. However, comments were given to improve the flow and content of the section.

The method is well-describe. The analysis performed is matched with the study design as recommended by others. The outcome measure of dental service utilization is following a well-versed definition by other researchers. However, there are some categorisations of independent variables that do not match the results. For example the age and dental status. The author stated that they are using ≤ 25 , 25-<50, and ≥ 50 years old. However, in the results it was mentioned differently (less than 25, 25-50, and ≥ 50 . The age categorisation should not overlap thus I would like to suggest new categorisation <25, 25-50, and >50. Whereas, the dental status was informed in methods was “dentate vs edentulous” but in the results it mentioned, “not edentulous vs edentulous”. Although it seems to give similar meaning but consistency in reporting is essential.

The rest including abstract, discussion, and conclusion is well-written. The citation provided is also updated evidence. I also have given some papers for citations to enrich the discussion part. Other related information such as data sources is also stated in the identification of originality of the data.

[Please see this annotated pdf.](#)

Is the work clearly and accurately presented and does it cite the current literature?

Yes

Is the study design appropriate and is the work technically sound?

Yes

Are sufficient details of methods and analysis provided to allow replication by others?

Yes

If applicable, is the statistical analysis and its interpretation appropriate?

Yes

Are all the source data underlying the results available to ensure full reproducibility?

Yes

Are the conclusions drawn adequately supported by the results?

Yes

Competing Interests: No competing interests were disclosed.

Reviewer Expertise: Dental Public Health

I confirm that I have read this submission and believe that I have an appropriate level of expertise to confirm that it is of an acceptable scientific standard.

Author Response 03 Apr 2021

Ninuk Hariyani, Faculty of Dental Medicine Universitas Airlangga, Surabaya, Indonesia

Reviewer(s)' Comments to Author:

Reviewer: 1. Azlan Jaafar

Department of Periodontology & Community Oral Health, Faculty of Dentistry, Universiti Sains

Islam, Nilai, Malaysia

Comment 1:- The article is scientifically-well-written. No major issues related to methods or data analysis need to be highlighted. The authors have indicated the problem statement in the introduction on why they conduct the study.

Response:- Thank you for your constructive feedback on our manuscript.

Comment 2:- The method is well-describe. The analysis performed is matched with the study design as recommended by others. The outcome measure of dental service utilization is following a well-versed definition by other researchers.

Response:- Thank you for your constructive feedback on our manuscript.

Comment 3:- There are some categorisations of independent variables that do not match the results. The author stated that they are using ≤ 25 , $25 < 50$, and ≥ 50 years old. However, in the results it was mentioned differently (less than 25, 25-50, and ≥ 50). The age categorisation should not overlap thus I would like to suggest new categorisation < 25 , 25-50, and > 50 .

Response:- Thank you for the correction. The categorisations of < 25 , $25 < 50$, and ≥ 50 has been used throughout the text except the one you pointed out. The change has been made to make it consistent throughout the manuscript.

Comment 4:- The dental status informed in methods was "dentate vs edentulous" but in the results it mentioned, "not edentulous vs edentulous". Although it seems to give similar meaning but consistency in reporting is essential.

Response:- Thank you for the suggestion. The change of "dentate vs edentulous" has been made in Table 1, Table 2 and Table 3.

Comment 5:- The rest including abstract, discussion, and conclusion is well-written. The citation provided is also updated evidence.

Response:- Thank you for your constructive feedback on our manuscript.

Competing Interests: No competing interests were disclosed.

Comments on this article

Version 1

Author Response 30 Mar 2021

Ninuk Hariyani, Faculty of Dental Medicine Universitas Airlangga, Surabaya, Indonesia

Reviewer(s)' Comments to Author:**Reviewer: 1. Azlan Jaafar**

Department of Periodontology & Community Oral Health, Faculty of Dentistry, Universiti Sains Islam, Nilai, Malaysia

Comment 1:- The article is scientifically-well-written. No major issues related to methods or data analysis need to be highlighted. The authors have indicated the problem statement in the introduction on why they conduct the study.

Response:- Thank you for your constructive feedback on our manuscript.

Comment 2:- The method is well-describe. The analysis performed is matched with the study design as recommended by others. The outcome measure of dental service utilization is following a well-versed definition by other researchers.

Response:- Thank you for your constructive feedback on our manuscript.

Comment 3:- There are some categorisations of independent variables that do not match the results. The author stated that they are using ≤ 25 , $25 < 50$, and ≥ 50 years old. However, in the results it was mentioned differently (less than 25, 25-50, and ≥ 50). The age categorisation should not overlap thus I would like to suggest new categorisation < 25 , $25-50$, and > 50 .

Response:- Thank you for the correction. The categorisations of < 25 , $25 < 50$, and ≥ 50 has been used throughout the text except the one you pointed out. The change has been made (page 7 line 138-139 and page 11 line 210 and 212).

Comment 4:- The dental status informed in methods was “dentate vs edentulous” but in the results it mentioned, “not edentulous vs edentulous”. Although it seems to give similar meaning but consistency in reporting is essential.

Response:- Thank you for the suggestion. The change has been made in Table 1 (page 22), Table 2 (page 23) and Table 3 (page 24).

Comment 5:- The rest including abstract, discussion, and conclusion is well-written. The citation provided is also updated evidence.

Response:- Thank you for your constructive feedback on our manuscript.

Reviewer: 2. A. Gupta

University of Melbourne, Melbourne, Vic, Australia

Comment 1:- This is a very interesting paper but has some inconsistencies throughout.

Response:- Thank you for your constructive feedback on our manuscript. Point by point responses to your comments is provided.

Comment 2:- Title: Clarify whether the paper focuses on exploring factors influencing HIGH or LOW (or both) utilisation of dental services in East Java, Indonesia

Response:- The objective of this study was to see which of the included sociodemographic,

behavioural, and clinical factors influenced the existing dental service utilisation. The study does not differentiate between low and high utilisation as the overall utilisation is low. To clarify this, we have detailed the study objectives in the abstract (page 2 line 31-33) and the introduction (page 6 line 107-109).

Comment 3:- Background: 3rd paragraph: Support the sentences with more and relevant evidence.

Response:- Some references have been added to support and extend the topic (in the 3rd paragraph page 4 line 71-74; and in the references page 13 line 303-305, page 18 line 341-343, page 20 line 386-390).

Comment 4:- Background: 5th paragraph: In the sentence, 'Despite.....2013b)' do you mean 'use of dental treatment' or 'UTILIZATION OF DENTAL SERVICES'? Some clarity will be helpful.

Response:- The sentence has been revised (page 6 line 98-99)

Comment 5:- Background: In the sentence "However.....2013b)", the phrase 'treat utilization for dental issues' needs clarity.

Response:- Thank you for your comments. The consistent term of the utilization of dental services was used to reduce the ambiguity (page 6 line 104-105).

Comment 6:- Background: Some discussion on the QUALITY of the public dental service will be helpful. Further, some statistics on 'PRIVATE DENTAL CARE UTILIZATION' as compared to the public dental service will be helpful.

Response:- Some discussion has been added (page 5 line 87-92)

Comment 7:- Background: Revise the study aim for clarity- whether the paper aims to explore factors influencing HIGH or LOW (or both) utilization of dental services in East Java, Indonesia.

Response:- The aim of this study was to see which of the included sociodemographic, behavioural, and clinical factors influenced the existing dental service utilisation. The study does not differentiate between low and high utilisation as the overall utilisation is low. To clarify this, we have detailed the study objectives in the abstract (page 2 line 31-33) and the introduction (page 6 line 107-109).

Comment 8:- Methods: Page 4, 2nd line: "Indicators of.....condition" seems inappropriate as it is meant to be the findings of this study. Suggest either deleting this sentence or adding the word 'POTENTIAL' at the start of this sentence. It will also be good if the authors can support this sentence with evidence, assuming that their choice of exposure variables was informed by previous literature.

Response:- Thank you for the suggestion. It has been adopted and the changes have been made (page 7 line 133-135)

Comment 9:- Methods: In the same paragraph as above- in the sentence 'East Java province..... districts), it will be helpful if the authors can expand on what they mean by 'where municipalities are usually *ahead* of the districts'.

Response:- Explanation has been added (page 8 line 144-145)

Comment 10:- Methods: Statistical Analysis: Authors mention 'no imputation was done for missing data' but no information (eg., n =?) on the missing data is provided. Please include the necessary information. Also, justification on how was missing data treated if no imputation was done will be helpful.

Response:- The total sample size of the final analysis has been added both in the method and Table 3 /multivariable analysis (page 8 line 159 and page 24, respectively). The comparison of the characteristics of the total study participants and the final participants included in the multivariable analysis was also added in table 1 (page 25) and the first paragraph of the results section (page 9 line 173-178). The included respondents were similar in all characteristics to the total number of respondents except in the educational level. The implication of this reduced sample size to the general finding has also has been added in the discussion (page 13 line 257-258).

Comment 11:- Results: Please insert the total sample size (n) in Table 1.

Response:- The sample size has been added as an additional column (table 1 in page 22 column 2)

Comment 12:- Discussion: Overall the discussion section in its current form is weak and superficial. It might be worth including a thorough and integrated discussion of the findings with the existing literature.

Response:- The discussion has been expanded in each of the suggested sections (page 10-15)

Comment 13:- Discussion: Page 5: Sentences such as "Lack of awareness about oral health could be a reason behind the lower utilization of dental services" will be worth discussing a bit more.

Response:- The discussion has been expanded (in the discussion section in page 11 line 215-224 and in the references in page 21 line 406-412; page 19 line 362-363; and page 24 line 477-478)

Comment 14:- Discussion: Can authors include a bit more discussion in each of the paragraphs below: In the paragraph that talks about the difference in AGE for the utilisation- authors can include some discussion on Dental anxiety as one of the potential reasons for low utilisation among participants <25 years.

Response:- Discussion and literature on dental anxiety has been added (in the discussion section in page 12 line 231-234 and in the references in page 22 line 431-433)

The discussion for each paragraph has been expanded (in the discussion section in page 12 line 234-243; page 13 line 250-255 and line 259-264; page 14-15 line 290-293 and page 15 line 302-308) and in the references (in page 18-24).

Comment 15:- Discussion: Can authors include a bit more discussion in each of the paragraphs below: In the paragraph that talks about the GENDER difference for the utilisation- some more discussion on why there exists contradictory evidence will be helpful. Also supporting evidence stated is primarily from developed countries. Is there any evidence from developing countries that can support the justification- given that women's perspectives and beliefs may differ culturally?

Response:- The discussion has been expanded (discussion section in page 13 line 250-255 and in the references in page 18-24).

Comment 16:- Discussion: Suggest including similar discussions in other paragraphs on education, health behaviours, etc.

Response:- The discussion has been expanded (discussion section in page 13 line 259-264 and in the

references in page 18-24).

Comment 17:- Discussion: In the limitations section, it will be helpful if the authors can include some discussion on the potential of bias arising due to self-reported data and residual confounders.

Response:- The discussion has been expanded (discussion section in page 15 line 300-301 and in the references in page 18-24).

Comment 18:- Discussion: A paragraph on the research and policy implications of this study is missing and will be worth including. This study has the potential to inform guidelines, or specific changes to existing policy or practice in Indonesia.

Response:- The discussion has been expanded (discussion section in page 15 line 302-308 and in the references in page 18-24).

Comment 19:- Conclusion: A clear and precise conclusion will be helpful.

Response:- The discussion has been expanded (conclusion section in page 16 line 313-315)

Comment 20:- Conclusion: Please clearly state whether age (what age group?), sex (male/female), education (low/high), and residential location (district/municipal) are indicators of low utilization.

Response:- The discussion has been expanded (conclusion section in page 16 line 313-315)

Competing Interests: NA

The benefits of publishing with F1000Research:

- Your article is published within days, with no editorial bias
- You can publish traditional articles, null/negative results, case reports, data notes and more
- The peer review process is transparent and collaborative
- Your article is indexed in PubMed after passing peer review
- Dedicated customer support at every stage

For pre-submission enquiries, contact research@f1000.com

F1000Research