

BMJ Open Efficacy and safety of remdesivir in COVID-19 caused by SARS-CoV-2: a systematic review and meta-analysis

Surjit Singh ,¹ Daisy Khara,² Ankita Chugh,³ Pushpinder Singh Khara,⁴ Vinay Kumar Chugh³

To cite: Singh S, Khara D, Chugh A, *et al*. Efficacy and safety of remdesivir in COVID-19 caused by SARS-CoV-2: a systematic review and meta-analysis. *BMJ Open* 2021;**11**:e048416. doi:10.1136/bmjopen-2020-048416

► Prepublication history and additional supplemental material for this paper are available online. To view these files, please visit the journal online (<http://dx.doi.org/10.1136/bmjopen-2020-048416>).

SS, DK and AC contributed equally.

Received 24 December 2020
Accepted 14 May 2021



© Author(s) (or their employer(s)) 2021. Re-use permitted under CC BY-NC. No commercial re-use. See rights and permissions. Published by BMJ.

¹Department of Pharmacology, All India Institute of Medical Sciences, New Delhi, India

²Department of Pediatrics, All India Institute of Medical Sciences, New Delhi, India

³Department of Dentistry, All India Institute of Medical Sciences, New Delhi, India

⁴Department of Diagnostic and Interventional Radiology, All India Institute of Medical Sciences, New Delhi, India

Correspondence to

Dr Ankita Chugh;
ankitamody@gmail.com

ABSTRACT

Objectives Evaluation of remdesivir, an RNA polymerase inhibitor, for effectiveness in adults with COVID-19.

Data sources Electronic search for eligible articles of PubMed, Cochrane Central and clinicaltrials.gov was performed on 20 September 2020.

Participants and study eligibility criteria Only randomised controlled trials (RCTs) evaluating efficacy of remdesivir in COVID-19 were included for meta-analysis.

Interventions Remdesivir was compared with standard of care.

Primary and secondary outcomes Primary outcome was mortality and secondary outcomes were time to clinical improvement and safety outcomes like serious adverse events, respiratory failure.

Study appraisal and synthesis methods Data synthesis was done with Cochrane review manager 5 (RevMan) V.5.3. Cochrane risk of bias V.2.0 tool was used for methodological quality assessment. The GRADE pro GDT was applied for overall quality of evidence.

Results 52 RCTs were screened and 4 studies were included in analysis, with total of 7324 patients. No mortality benefit was observed with remdesivir versus control group (OR=0.92 (95% CI 0.79 to 1.07), p=0.30, moderate quality evidence). Significantly higher rates of clinical improvement (OR=1.52 (95% CI 1.24 to 1.87), p<0.0001, low quality) and faster time to clinical improvement (HR=1.28 (95% CI 1.12 to 1.46), p=0.0002, very low quality) was observed with remdesivir versus control group. Significant decrease was found in the risk of serious adverse events (RR=0.75 (95% CI 0.62 to 0.90), p=0.0003, low quality); however, no difference was found in the risk of respiratory failure (RR=0.85 (95% CI 0.41 to 1.77), p=0.67, very low quality evidence) with remdesivir.

Conclusions As per the evidence from current review, remdesivir has shown no mortality benefit (moderate quality evidence) in the treatment of COVID-19. From a cost–benefit perspective, it is our personal opinion that it should not be recommended for use, especially in low and lower middle income countries.

Trial registration number PROSPERO registration number: CRD42020189517.

INTRODUCTION

COVID-19 has created a pandemic all over the world.^{1,2} The global pandemic of SARS-CoV-2 infections has affected more than 141 million

Strengths and limitations of this study

- Four randomised controlled trials (RCTs) were included in our analysis with total sample size of 7324 patients.
- Risk of bias (ROB) of RCTs was done using Cochrane ROB-2 scale.
- ROB-2 showed low ROB for WHO Solidarity trial and Wang *et al* and high ROB for Beigel *et al* and Spinner *et al*
- GRADE was applied and overall evidence suggested no mortality benefit with remdesivir (moderate quality evidence).
- Cost–benefit analysis revealed higher cost with no mortality benefit.

people worldwide and has been the cause of 3.026 million deaths globally by 18 April 2021 as per COVID-19 statistics data. Around 120 million people have recovered and as the trend suggests most of them stay asymptomatic and few of them develop pneumonia-like symptoms that does not require oxygen support.³ A very small percentage get critical to the limit of hypoxia, acute respiratory distress syndrome and multiorgan failure. Among these critical patients who are being put on mechanical ventilation, half of them die.

The search for an effective therapy or preventive modality has become the utmost need of the hour. There are few proposed and approved drugs with some antiviral action and they are under investigation simultaneously across the globe. But as yet no proven effective therapy for SARS-CoV-2 has been accepted widely. Among the few promising therapies available remdesivir, a viral RNA polymerase inhibitor has been recommended by US Food and Drug Administration (FDA) as a drug for compassionate use for treatment of patients with COVID-19. Remdesivir, a nucleoside analogue prodrug, has shown inhibitory effects on SARS-CoV-2,

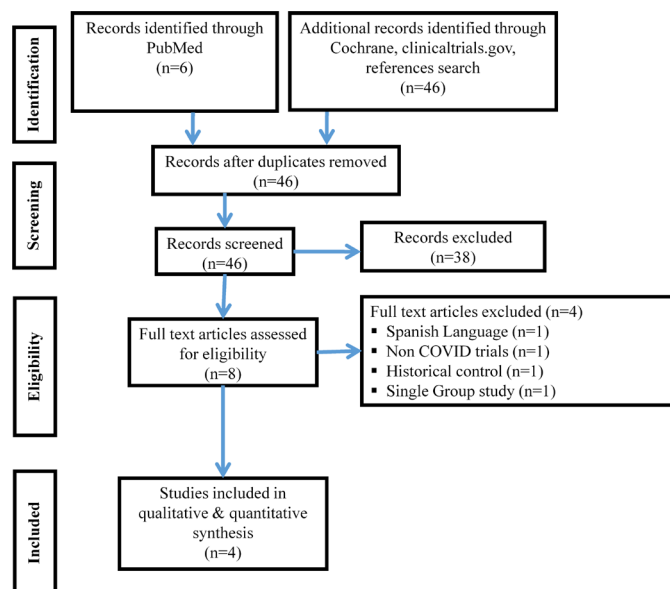


Figure 1 PRISMA flow chart depicting study selection process.

both in vitro and in animal models. However, even for the above-mentioned studies, contrasting results have been reported in different nations like China and USA.³ Varied study designs,^{4,5} genetic reasons and different treatment regimens (5 or 10 days) have been attributed for this difference.

Only two randomised controlled trials (RCT) have shown efficacy of remdesivir in patients with COVID-19. Many RCTs are undergoing to assess the benefit–risk ratio of remdesivir. Current review was planned to assess the mortality and clinical benefit in addition to safety of remdesivir in the treatment of COVID-19 caused by SARS-CoV-2.

METHODS

Protocol and registration

Review was done following the “PRISMA (Preferred Reporting Items for Systematic Reviews and Meta-Analyses)” statement. “PROSPERO (International Prospective Register of Systematic Reviews) database” registration was done with study number as CRD42020189517.

Inclusion criteria

Exclusively RCTs evaluating role of remdesivir compared with standard care in COVID-19 were included. Observational studies, review articles, case reports or case series were excluded.

Search and selection of studies

Electronic literature search was performed in PubMed, Cochrane Central Register of Controlled Trials, in addition to clinicaltrials.gov on 20 September 2020, to identify the relevant published articles. Additional search was done in November 2020 for results of completed trials. Bibliographic search of published articles were also done manually to identify more studies. Only English language

studies published were included. Search was performed using medical headings like ‘SARS-CoV-2’, ‘COVID-19’, ‘Remdesivir’, ‘COVID-19’, ‘novel coronavirus’. RCT restriction was applied. PubMed search strategy is given in online supplemental file 1).

After removal of duplicate articles, two independent authors reviewed the studies for inclusion in review.

Data extraction

Study design, remdesivir doses and regimens, total subjects along with their characteristics, efficacy and safety outcomes were extracted and filled on a prestructured form.

Study objectives

The primary objective of review was assessment of mortality (defined as deaths in each group). The secondary outcomes were clinical improvement and virological cure. In addition, serious adverse events (AEs) and other safety parameters were assessed. Cost–benefit analysis was also performed for remdesivir.

Quality assessment

Two authors independently (DK and AC) performed risk of bias (ROB) of RCTs using Cochrane Collaboration ROB-2.⁶ Overall assessment was recorded as high, low and some concerns. Synthesis of ROB plots was done using online software Robvis (visualisation tool).⁷

For publication bias assessment, funnel plot asymmetry was not assessed as studies were less than five. However, Egger’s regression test was applied.

Data synthesis and summary measures

Mortality and other outcome data were presented as OR or HR with 95% CIs. Synthesis of data was done using “Review Manager 5 (RevMan) Version 5.3” (Copenhagen: The Nordic Cochrane Centre, The Cochrane Collaboration, 2014).⁸ The heterogeneity among RCTs included in review was judged with I^2 .^{9,10} The results of both fixed and random effect model were assessed for interpretation.^{9,11}

Quality of evidence—GRADE Pro GDT

GRADE pro GDT (guideline development tool) software (<https://gradeproorg/>) was applied for assessment of overall quality of evidence.¹² Optimal information size or sample size for either group was computed to be 1213 patients. Overall GRADE assessment was classified as high, moderate, low or very low.¹²

Patient and public involvement

Patients or the public *were not* involved in the design, or conduct, or reporting, or dissemination plans of our research.

RESULTS

Study PRISMA flow diagram

The RCTs included in review are depicted in PRISMA flow chart (figure 1). Out of total 52 records screened,

Table 1 Characteristics of clinical studies evaluating remdesivir for treatment of COVID-19

Author, year (study design)	Institution/country of study conduct	Study interventions (N)/regimen	Study control (N)/regimen	Study population characteristics	Study outcomes
Beigel <i>et al</i> 2020 (randomised controlled trial)	Multicentre trial	Remdesivir (538); 200 mg on day 1 followed by 100 mg on days 2–10 in single daily infusions	Placebo (521)	Hospitalised adults patients with COVID-19 with evidence of lower respiratory tract involvement.	Time to recovery: Patients in the remdesivir group had a shorter time to recovery than patients in the placebo group (median, 11 days, as compared with 15 days; rate ratio for recovery, 1.32; 95% CI (CI), 1.12 to 1.55; $p < 0.001$ Mortality: Kaplan-Meier estimates of mortality by 14 days were 7.1% with remdesivir and 11.9% with placebo (HR for death, 0.70; 95% CI, 0.47 to 1.04)
Spinner <i>et al</i> (randomised controlled trial)	Multicentre trial	Remdesivir - 10 days (n=197), Remdesivir - 5 days (n=199)	Standard care (n=200)	Confirmed SARS-CoV-2 infection and moderate COVID-19 pneumonia (pulmonary infiltrates and room-air oxygen saturation $> 94\%$)	Day 28 Mortality rate n(%) – remdesivir 10 day=3 (2); remdesivir 5 days=2 (1), standard=4 (2) Clinical Improvement n(%) - remdesivir 10 day=174(90), remdesivir 5 day=171(90), Standard=166(83)
Wang <i>et al</i> 2020 (randomised controlled trial)	Department of Pulmonary and Critical Care Medicine, China-Japan Friendship Hospital, Beijing, China	Remdesivir (158); at least 1 dose after entering ICU; 200 mg on day 1 followed by 100 mg on days 2–10 in single daily infusions	Placebo (79)	Hospitalised adults patients with COVID-19 symptom onset to enrolment interval of ≤ 12 days, oxygen saturation $\leq 94\%$ on room air or a ratio of arterial oxygen partial pressure to fractional inspired oxygen of 300 mm Hg or less, and radiologically confirmed pneumonia	Time to clinical improvement within 28 days after randomisation: Remdesivir use was not associated with a difference in time to clinical improvement (HR 1.23 (95% CI 0.87 to 1.75)). Although not statistically significant, patients receiving remdesivir had a numerically faster time to clinical improvement than those receiving placebo among patients with symptom duration of 10 days or less (HR 1.52 (0.95 to 2.43)) 28-day mortality: similar between the two groups (22(14%) died in the remdesivir group vs 10 (13%) in the placebo group; difference 1.1% (95% CI -8.1 to 10.3)).
WHO Solidarity Trial 2020 (randomised controlled trial)	WHO, Multicentric trial (405 hospitals in 30 countries)	Remdesivir (2743); day 0, 200 mg; days 1–9, 100 mg	Placebo (2708)	Hospitalised with a diagnosis of COVID-19, age ≥ 18 years, not known to have received any study drug, without anticipated transfer elsewhere within 72 hours	Mortality rate: Remdesivir RR=0.95 (0.81 to 1.11, $p=0.50$; 301/2743 active vs 303/2708 control). Hydroxychloroquine RR=1.19 (0.89 to 1.59, $p=0.23$; 104/947 vs 84/906), Lopinavir RR=1.00 (0.79 to 1.25, $p=0.97$; 148/1399 vs 146/1372) Interferon RR=1.16 (0.96 to 1.39, $p=0.11$; 243/2050 vs 216/2050)

4 RCTs^{3 13–15} were included in analysis. One study was excluded as it was single arm study,⁴ one was in Spanish language and other two were non-COVID trial¹⁶ and historical control study.¹⁷

Study characteristics

Study characteristics of RCTs of present systematic review are mentioned in [table 1](#).

Risk of bias

The overall ROB was judged as “Low”, as ROB for WHO solidarity trial¹⁴ and Wang *et al*³ was assessed as low. Study done by Beigel *et al*¹³ and Spinner *et al*¹⁵ was regarded as having “High” ROB. Hence, ROB assessed for outcomes having data only from Beigel *et al* and Spinner *et al* in GRADE analysis was regarded as having serious issues.

The ROB of RCTs is represented in [figure 2](#) and online supplemental figure 1.

Efficacy outcomes

Mortality

Mortality data were included from 4 RCTs with 3818 and 3506 patients in remdesivir and standard of care groups, respectively. Remdesivir was found to have no mortality benefit as compared with control group (OR=0.92 (95% CI 0.79 to 1.07), $p=0.30$; $I^2=0$) ([figure 3A](#)). Subgroup analysis revealed no mortality benefit in low-risk and high-risk groups ([figure 3A](#), online supplemental figure 2)

Clinical improvement

Statistically significant increase in rates of clinical improvement in remdesivir versus controls was observed

Study	Risk of bias domains					Overall
	D1	D2	D3	D4	D5	
Biegel et al 2020						
Spinner et al 2020						
Wang et al 2020						
WHO Solidarity 2020						

Domains:
D1: Bias arising from the randomization process
D2: Bias due to deviations from intended intervention.
D3: Bias due to missing outcome data.
D4: Bias in measurement of the outcome.
D5: Bias in selection of the reported result.

Judgement
 High
 Some concerns
 Low

Figure 2 ROB-2: risk of bias in RCT evaluating remdesivir for treatment of COVID-19.

(OR=1.52 (95% CI 1.24 to 1.87), $p < 0.0001$; $I^2 = 0\%$) (figure 3B). Results were drawn from 3 RCTs with total of 1879 patients.

Time to clinical improvement

Pooled analysis revealed that there was significantly faster time to clinical improvement in remdesivir group as compared with controls (HR=1.28 (95% CI 1.12 to 1.46), $p = 0.0002$; $I^2 = 0\%$) (figure 3C). Data extracted from 2 RCTs with total of 1292 patients.

Safety outcomes

Serious AEs

Pooled analysis revealed significant decrease in the risk of serious AEs in remdesivir group as compared with control (RR=0.75 (95% CI 0.62 to 0.90), $p = 0.0003$; $I^2 = 0\%$) (figure 4A). This data were extracted from 3 RCTs with a total of 1875 patients.

Respiratory failure

No difference in the risk of respiratory failure between remdesivir and control groups was found (RR=0.85 (95% CI 0.41 to 1.77), $p = 0.67$; $I^2 = 55\%$) (figure 4B). Findings were derived from 2 RCTs with a total of 1291 patients.

Cost-benefit analysis

The cost of remdesivir is US\$2340 per patient. There is lack of mortality benefit as per our review.

Publication bias

Though the funnel plot asymmetry was not assessed, the Egger's regression test applied on four studies included in mortality rate assessment showed no publication bias ($t = -0.5947$, $p = 0.6123$).

Grade analysis of the primary and secondary outcomes

The GRADE analysis recommendation for mortality was 'Moderate' evidence quality. Though there is low ROB, low heterogeneity and direct outcome but there are serious concerns with imprecision. The quality of evidence for

clinical improvement and time to clinical improvement were graded as "Low" and "Very Low", respectively. The GRADE recommendation for serious AE and respiratory failure were "Low" and "Very low" quality of evidence respectively, as there was presence of high ROB and high imprecision. The GRADE recommendation is shown in table 2.

DISCUSSION

With the existing recommendation of USFDA for compassionate use of remdesivir in patients with COVID-19, it is being used worldwide. Current systematic review was planned for formulating recommendation from RCTs evaluating the efficacy of remdesivir in patients with COVID-19.

In the current systematic review, the OR for mortality failed to show any significant mortality benefit with the use of remdesivir. WHO solidarity trial¹⁴ showed no mortality benefit with the use of remdesivir. Though it was an open-label study, it is less likely to have bias in assessment of objective outcome like mortality. A total of 3451 patients were included in remdesivir and standard of care groups. Subgroup analysis revealed no mortality benefit in low risk (figure 3A—no oxygen requirement, online supplemental figure 2, no invasive ventilation) or high risk (figure 3A—oxygen requirement or assisted ventilation, online supplemental figure 2—invasive ventilation) group of patients with remdesivir.

At the time of recruitment, more patients were on invasive mechanical ventilation or extracorporeal membrane oxygenation (ECMO) in the placebo group. There were significantly more AEs reported in the control group in our review. This was due to the high incidence of serious AE in Beigel *et al* study.¹³ This is rare occurrence that serious AE were significantly more in control group. The fact that more severe patients were randomised into control group in the study by Beigel *et al*¹³ is the major

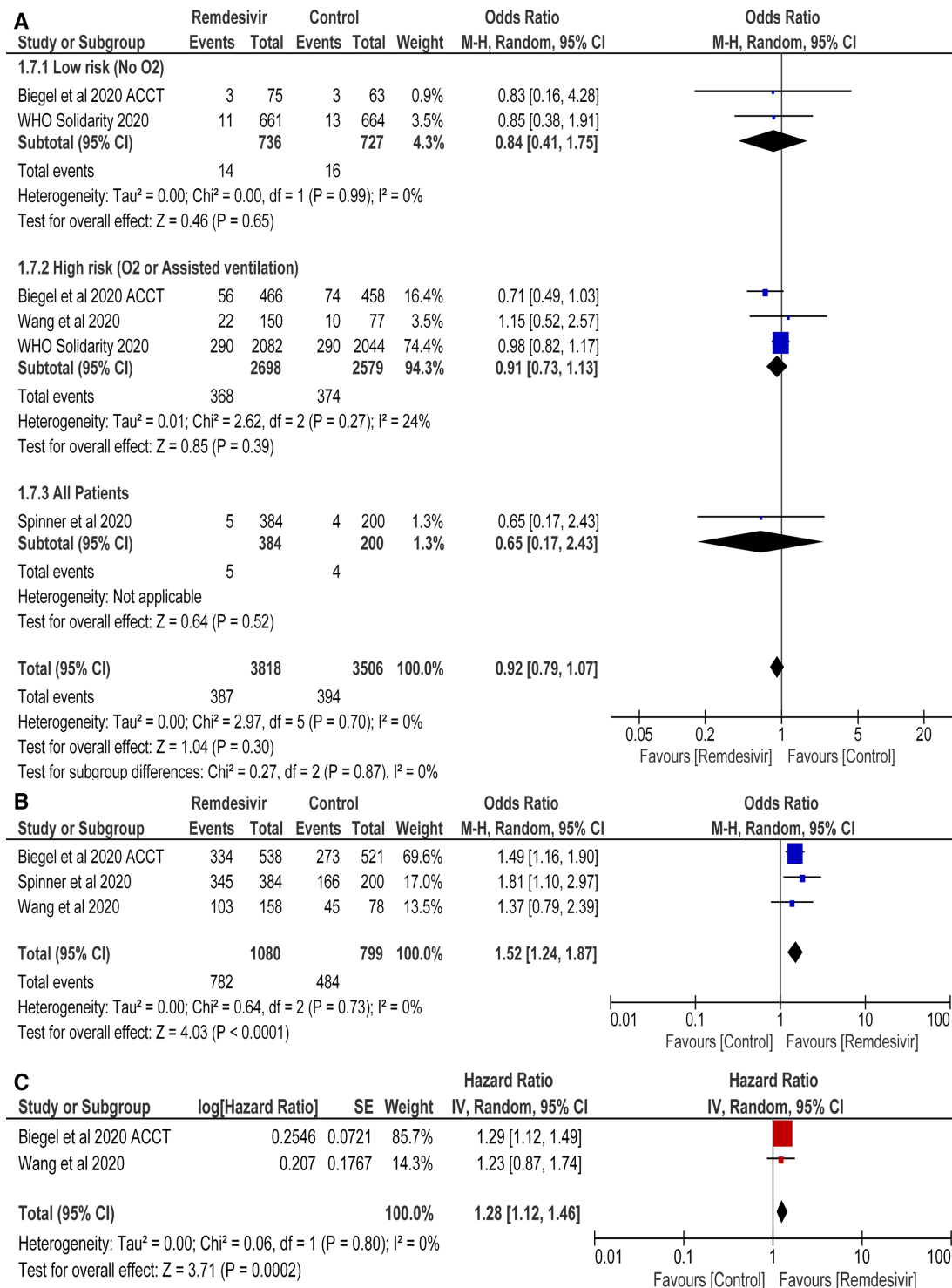


Figure 3 (A) Mortality rate, (B) clinical improvement and (C) time to clinical improvement of remdesivir versus control treatment.

reason for this finding. Similarly, the serious AE which also included the clinical events like renal failure and respiratory failure (5.2% in remdesivir and 8% in placebo arm) were also observed more in placebo group. Despite this imbalance, remdesivir was unable to show superiority in mortality rate.

Subgroup analysis of Beigel *et al*¹³ study revealed that remdesivir resulted in significant rate of clinical improvement in COVID-19 patients on oxygen therapy, while the

patients not on oxygen, or on high flow oxygen or non-invasive ventilation and receiving mechanical ventilation or ECMO had similar clinical improvement as standard of care.

Placebo used in Beigel *et al*¹³ study was sulfo-butyl-ether b-cyclodextrin-sodium, used to dissolve remdesivir. The maximum recommended daily dose is approximately 250mg/kg solvent used to dissolve remdesivir.¹³ The amount of solvent present in placebo was not quantified

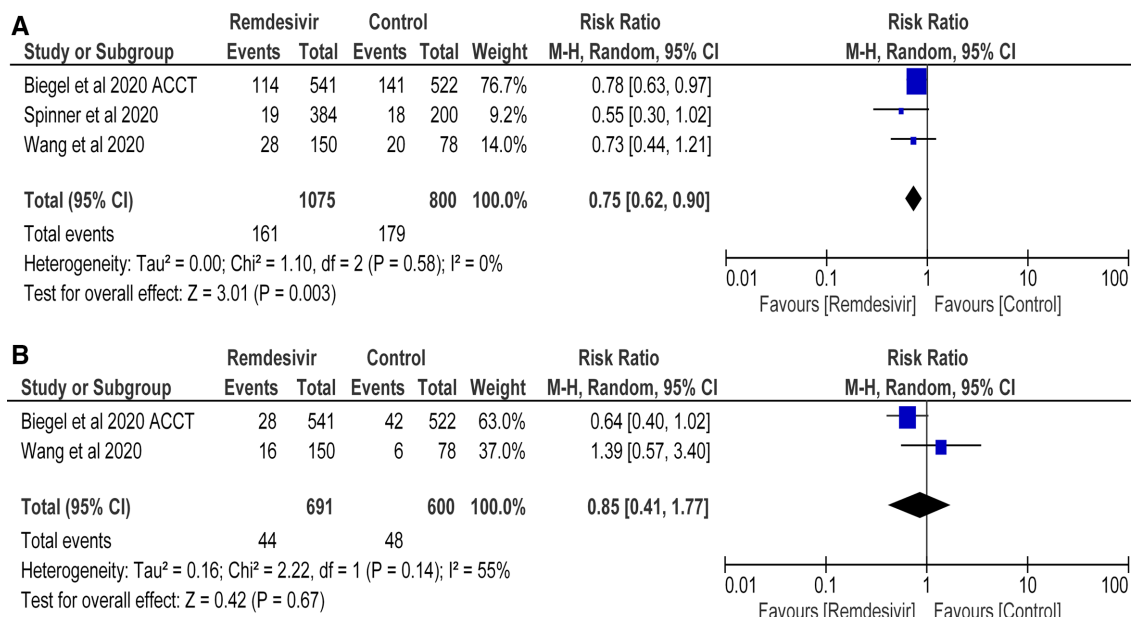


Figure 4 Number of patients with (A) serious adverse events and (B) respiratory failure (remdesivir vs control treatment).

in protocol. Dose of solvent should be modified in patients with eGFR fall of more than 50% from baseline and is contraindicated in patients with eGFR less than 30 mL/min. But such modification were not done in either arms. Hence, the effect of solvent on patients with impaired renal function can be detrimental and cannot be ruled out.

In the study by Beigel *et al*,¹³ the median time of administration of drug from randomization was 9 days. Median recovery time from randomization was 11 days. In addition, 302 patients in remdesivir group did not receive 10 days of treatment. Therefore, it is difficult to infer that remdesivir resulted in recovery of patients, as an average of 2 days of administration of remdesivir resulting in complete recovery of patients seems implausible.

Virological cure is also an important outcome which was neglected by the authors. Wang *et al* reported no difference (percentage difference = -7.5 (95% CI -19.2 to 4.2)) in undetectable viral RNA load in remdesivir (75.6%) and placebo groups (83.1%). Patients may become asymptomatic but not cured. It has been observed that asymptomatic patients with RT-PCR positive test can have thromboembolic and chest CT changes. Study done by Merkler *et al* observed that 8 patients (26%) out of total 31 patients who had an ischaemic stroke were COVID-19 positive on RT-PCR testing. They did not have any COVID-19 symptoms on presentation.¹⁸ Silent hypoxaemia is a disturbing feature in asymptomatic patients with COVID-19 and has been found to be associated with poor outcomes.¹⁹

The Phase 3 SIMPLE trial⁴ results published in *New England Journal of Medicine* does not include a standard of care group. Similar to Beigel *et al* virological cure was not reported.⁴ Clinical status at day 14 was similar in 5-day course of remdesivir as compared with 10-day course. However, in comparison to standard care, 5-day group (OR 1.65 (95% CI 1.09 to 2.48); p=0.017) showed

significant improvement while 10 day group did not (OR 1.31 (95% CI 0.88 to 1.95); p=0.18). Death reported on day 11 was similar in all three groups.²⁰

In another study published by Grein *et al*⁵ in which compassionate use of remdesivir was done, did not have a control arm. Hence, the conclusion that remdesivir is effective cannot be drawn as the possibility of observing similar findings in control arm cannot be ruled out.

Three systematic reviews and meta-analysis were published on remdesivir.²¹⁻²³ However, none of the reviews have included WHO solidarity trials in review. Exclusion of such large study (n=3451) decreases the power of systematic reviews. Our results are different from all three systematic reviews as Wilt *et al*²³ and Shrestha *et al*²¹ have concluded mortality benefit with remdesivir while Elsawah *et al*²² concluded significant clinical improvement with remdesivir as compared with standard care. Meta-analysis performed by Solidarity trial group¹⁴ has shown no mortality benefit (OR=0.91, 95% CI 0.79 to 1.05), similar to our review. They did not perform meta-analysis with regard to other clinical endpoints and safety outcomes. Also, ROB-2 analysis of included RCTs and GRADE analysis was not applied.

The cost of the drug is US\$2340 per patient but with no mortality benefit.²⁴ According to World Bank data, low and lower middle income countries have Gross National Income per capita less than or equal to \$ 1035 and between US\$1036 to US\$4045, respectively.²⁵ As per WHO Global Health Expenditure database,²⁶ current health expenditure per capita in low and lower middle income countries is less than US\$36 and US\$86, respectively.²⁶ Therefore, from a cost-benefit perspective, we are of the opinion that their use should not be recommended, especially in low and lower middle income countries. In case of limited use, strict evidence-based guidelines should be followed for optimum health benefits. The cost of the drug will

Table 2 GRADE recommendation for primary and secondary outcomes of use of remdesivir in COVID-19

Certainty assessment		No of patients					Effect		Certainty Importance	
No of studies	Risk of bias	Inconsistency	Indirectness	Imprecision	Other considerations	Efficacy and safety of remdesivir	Placebo	Relative (95% CI)		Absolute (95% CI)
Mortality at day 28										
4	Not serious*	Not serious	Not serious	Serious†	None	387/3818 (10.1%)	394/3506 (11.2%)	OR 0.92 (0.79 to 1.07)	8 fewer per 1000 (from 21 fewer to 7 more)	⊕⊕⊕○ moderate to critical
Clinical improvement										
3	Serious‡	Not serious	Not serious	Serious§	None	782/1080 (72.4%)	484/799 (60.6%)	OR 1.52 (1.24 to 1.87)	94 more per 1000 (from 50 more to 136 more)	⊕⊕○○ low to important
Time to clinical improvement										
2	Serious¶	Not serious	Serious**	Serious§	None	-/0	-/0	HR 1.28 (1.12 to 1.46)	1 fewer per 1000 (from 1 fewer to 1 fewer)	⊕○○○ very low to important
Serious adverse events										
3	Serious‡	Not serious	Not serious	Serious§	None	161/1075 (15.0%)	179/800 (22.4%)	RR 0.75 (0.62 to 0.90)	56 fewer per 1000 (from 85 fewer to 22 fewer)	⊕⊕○○ low to important
Respiratory failure										
2	Serious¶	Serious††	Not serious	Serious‡‡	None	44/691 (6.4%)	48/600 (8.0%)	RR 0.85 (0.41 to 1.77)	12 fewer per 1000 (from 47 fewer to 62 more)	⊕○○○ very low to critical

*All studies have low ROB except Biegel and Spinner *et al.* WHO solidarity trial contributing 77.9% wt to overall effect has low ROB. Hence overall low ROB.

†Overall information size of 1213 was achieved in either group. However, the overall effect estimate included one, hence downgraded for imprecision.

‡Biegel *et al.* and Spinner *et al.* have a high risk of bias (ROB) due to selective reporting of results. Hence, downgraded for ROB.

§Overall information size of 1213 was not achieved in either groups. Hence, downgraded for imprecision.

¶Biegel *et al.* has a high risk of bias (ROB) due to selective reporting of results. Hence, downgraded for ROB.

**Time to clinical improvement is not a direct estimate of the patient's oriented outcomes. Hence, downgraded for evidence.

††As I² >50%, heterogeneity is significantly high. Hence, downgraded for inconsistency.

‡‡Overall information size of 1213 was not achieved in either group and the overall effect estimate included one, hence downgraded for imprecision.

RCT, randomised controlled trials; RR, risk ratio.

put extra burden on government by increasing the health cost without any benefit. Injudicious use of remdesivir without mortality benefit may also lead to increased incidence of AEs.

Limitations and strengths

A major strength of our systematic review is that four RCTs were included in our analysis with total sample size of 7324 patients. Study done by Wang *et al* and WHO Solidarity trial has low ROB. Robust method of analysis using ROB-2 and GRADE analysis is another strength of the current systematic review.

Quality of evidence: (GRADE)

The overall quality of systematic review is “Moderate”. Critical outcomes like mortality has moderate quality evidence. Clinical improvement was regarded as “Low”. Time to clinical improvement has “Very low” quality of evidence. Time to clinical improvement was used by regulatory agencies like US FDA for giving approval to remdesivir for treatment of patients with severe COVID-19. However, the quality of evidence for time to clinical improvement cannot be overlooked. This evidence suggests that further research is very likely to have an important impact on our confidence in the estimate of time to clinical improvement and likely to change the estimate. Moderate quality of evidence with regard to mortality showed that further RCTs are likely to have important impact and may change the no mortality benefit conclusion drawn from review.

CONCLUSION

Evidence of our systematic review indicates no benefit in mortality rate with remdesivir, with moderate quality of evidence. Benefit does exist in terms of rates of clinical improvement and faster time to clinical improvement in favour of remdesivir, but the evidence is of low and very low quality, respectively. Significant decrease in serious AEs as compared with placebo strengthens the evidence of more serious patients in placebo arm. No difference was shown in respiratory failure in the two groups (very low quality evidence). All outcomes except mortality in our meta-analysis were influenced by Beigel *et al* and Spinner *et al*, which has high ROB. WHO solidarity trial and Wang *et al* showed no mortality benefit, both having overall low ROB.

Acknowledgements We acknowledge GRADE Pro team [McMaster University and Evidence Prime Inc. available from: <https://gradepro.org/>] for letting us use the software for the synthesis and overall assessment and grading of systematic review.

Contributors Study design and planning of systematic review: all authors. Literature search: AC, SS, PSK. Figures: SS, VKC, AC. Tables: DK, SS. Data collection and analysis: SS, DK. ROB: DK, AC, SS, query resolved by all authors. GRADE analysis: SS, AC, DK, Query resolved by all authors. Data interpretation: SS, DK, AC. Writing: SS, DK, AC, PSK. Corrections and final approval of manuscript: all of the authors.

Funding The authors have not declared a specific grant for this research from any funding agency in the public, commercial or not-for-profit sectors.

Competing interests None declared.

Patient consent for publication Not required.

Provenance and peer review Not commissioned; externally peer reviewed.

Data availability statement Data are available upon reasonable request. The datasets used and/or analyzed during the current study are available from the corresponding author on request.

Supplemental material This content has been supplied by the author(s). It has not been vetted by BMJ Publishing Group Limited (BMJ) and may not have been peer-reviewed. Any opinions or recommendations discussed are solely those of the author(s) and are not endorsed by BMJ. BMJ disclaims all liability and responsibility arising from any reliance placed on the content. Where the content includes any translated material, BMJ does not warrant the accuracy and reliability of the translations (including but not limited to local regulations, clinical guidelines, terminology, drug names and drug dosages), and is not responsible for any error and/or omissions arising from translation and adaptation or otherwise.

Open access This is an open access article distributed in accordance with the Creative Commons Attribution Non Commercial (CC BY-NC 4.0) license, which permits others to distribute, remix, adapt, build upon this work non-commercially, and license their derivative works on different terms, provided the original work is properly cited, appropriate credit is given, any changes made indicated, and the use is non-commercial. See: <http://creativecommons.org/licenses/by-nc/4.0/>.

ORCID iD

Surjit Singh <http://orcid.org/0000-0002-8990-3235>

REFERENCES

- Xu Z, Shi L, Wang Y, *et al*. Pathological findings of COVID-19 associated with acute respiratory distress syndrome. *Lancet Respir Med* 2020;8:420–2.
- Chen N, Zhou M, Dong X, *et al*. Epidemiological and clinical characteristics of 99 cases of 2019 novel coronavirus pneumonia in Wuhan, China: a descriptive study. *Lancet* 2020;395:507–13.
- Wang Y, Zhang D, Du G, *et al*. Remdesivir in adults with severe COVID-19: a randomised, double-blind, placebo-controlled, multicentre trial. *Lancet* 2020;395:1569–78.
- Goldman JD, Lye DCB, Hui DS, *et al*. Remdesivir for 5 or 10 days in patients with severe Covid-19. *N Engl J Med* 2020;383:1827–37.
- Grein J, Ohmagari N, Shin D, *et al*. Compassionate use of Remdesivir for patients with severe Covid-19. *N Engl J Med* 2020;382:2327–36.
- Sterne JA, Hernán MA, Reeves BC, *et al*. ROBINS-I: a tool for assessing risk of bias in non-randomised studies of interventions. *BMJ* 2016;355:i4919.
- McGuinness LA, Higgins JPT. Risk-of-bias visualization (robvis): an R package and shiny web APP for visualizing risk-of-bias assessments. *Res Synth Methods* 2021;12:55–61.
- The Cochrane Collaboration. *Review Manager (RevMan) [Computer program]. Version 5.3*. Copenhagen: The Nordic Cochrane Centre, 2020.
- Higgins J, Green S. *Cochrane Handbook for systematic reviews of interventions: The Cochrane Collaboration, 2011*. Available: www.handbook.cochrane.org
- Higgins JPT, Thompson SG, Deeks JJ, *et al*. Measuring inconsistency in meta-analyses. *BMJ* 2003;327:557–60.
- Kjaergard LL, Villumsen J, Gluud C. Reported methodologic quality and discrepancies between large and small randomized trials in meta-analyses. *Ann Intern Med* 2001;135:982–9.
- Schünemann H, Brozek J, Guyatt G. *Grade Handbook for grading quality of evidence and strength of recommendations*. Updated October 2013. The grade Working group, 2013. Available: guidelinedevelopment.org/handbook
- Beigel JH, Tomashek KM, Dodd LE, *et al*. Remdesivir for the Treatment of Covid-19 - Final Report. *N Engl J Med* 2020;383:1813–26.
- WHO Solidarity Trial Consortium, Pan H, Peto R, *et al*. Repurposed Antiviral Drugs for Covid-19 - Interim WHO Solidarity Trial Results. *N Engl J Med* 2021;384:497–511.
- Spinner CD, Gottlieb RL, Criner GJ, *et al*. Effect of Remdesivir vs standard care on clinical status at 11 days in patients with moderate COVID-19: a randomized clinical trial. *JAMA* 2020;324:1048–57.
- Mulangu S, Dodd LE, Davey RT, *et al*. A randomized, controlled trial of Ebola virus disease therapeutics. *N Engl J Med* 2019;381:2293–303.

- 17 Olender SA, Perez KK, AS G. Remdesivir for severe COVID-19 versus a cohort receiving standard of care. *Clinical infectious disease* in press;2020.
- 18 Merkler AE, Parikh NS, Mir S, *et al.* Risk of ischemic stroke in patients with coronavirus disease 2019 (COVID-19) vs patients with influenza. *JAMA Neurol* 2020. doi:10.1001/jamaneurol.2020.2730. [Epub ahead of print: 02 Jul 2020].
- 19 Brouqui P, Amrane S, Million M, *et al.* Asymptomatic hypoxia in COVID-19 is associated with poor outcome. *Int J Infect Dis* 2021;102:233–8.
- 20 Gilead Announces results from phase 3 trial of Remdesivir in patients with moderate COVID-19. Available: <https://www.gilead.com/news-and-press/press-room/press-releases/2020/6/gilead-announces-results-from-phase-3-trial-of-remdesivir-in-patients-with-moderate-covid-19>
- 21 Shrestha DB, Budhathoki P, Syed N-I-H, *et al.* Remdesivir: a potential game-changer or just a myth? A systematic review and meta-analysis. *Life Sci* 2021;264:118663.
- 22 Elsawah HK, Elsokary MA, Abdallah MS. Efficacy and safety of remdesivir in hospitalized Covid-19 patients: systematic review and meta-analysis including network meta-analysis. *Rev Med Virol* 2020;31:e2187.
- 23 Wilt TJ, Kaka AS, MacDonald R, *et al.* Remdesivir for Adults With COVID-19 : A Living Systematic Review for American College of Physicians Practice Points. *Ann Intern Med* 2021;174:209–20.
- 24 Rees V. Gilead prices remdesivir at \$2,340 per patient for developed countries. *European Pharmaceutical Review*. Available: <https://www.europeanpharmaceuticalreview.com/news/122592/gilead-prices-remdesivir-at-2340-per-patient-for-developed-countries/> [Accessed 30 Jun 2020].
- 25 World Bank, World Development Indicators, World Bank Country and lending groups, 2021. Available: <https://datahelpdesk.worldbank.org/knowledgebase/articles/906519-world-bank-country-and-lending-groups#:~:text=For%20the%20current%202021%20fiscal,those%20with%20a%20GNI%20per>
- 26 World Bank, World Development Indicators. World Health Organization Global Health Expenditure database (apps.who.int/nha/database), 2018. Available: <https://data.worldbank.org/indicator/SH.XPD.CHEX.PC.CD?locations=XM>