

The use of oral antibiotics and mechanical bowel preparation in elective colorectal resection for the reduction of surgical site infection

Introduction

Surgical site infection (SSI) is a major cause of morbidity worldwide following elective colorectal resection, affecting up to 20% of patients [1–3]. Reduction in SSI rates requires a multi-faceted approach [4] and can be achieved with the use of SSI reduction bundles [5]. Such bundles include prophylactic intravenous antibiotics [6] which represent an undisputed standard of care [4]. They do not include the use of mechanical bowel preparation (MBP) alone which is not recommended in elective colonic resection to reduce SSI [7–9], although may offer an advantage in elective rectal resection [10].

A long-standing area of controversy is the use of mechanical bowel preparation and oral antibiotics (MOAB) prior to elective colorectal resection [11,12]. Marked differences exist between clinicians worldwide [13]. Recent guidelines from the American Society of Colon and Rectal Surgeons strongly recommend the use of MOAB in elective colorectal resection to reduce SSI [14,15]. Other international bodies have recognized the increasing body of evidence and altered their recommendations in a more conservative manner but stopped short of endorsing this practice because of the lack of Level 1 evidence [16]. This paper summarizes the arguments for and against the use of MOAB in elective colorectal resection, highlighting the areas of controversy and evidence gaps, and provides pragmatic suggestions for colorectal practice (Fig. 1).

Arguments supporting the use of MOAB

The combination of MOAB in elective colorectal resection is associated with lower rates of SSI. Numerous reports from the North American Surgical Quality Improvement Program (NSQIP) show improved clinical outcomes after varying versions of preoperative MOAB [17–31]. These observational studies include many thousands of patients undergoing elective surgery and show that the combination of MOAB in comparison to MBP alone is associated with a reduction in SSI of about 50%. Similar reductions are seen in numerous randomized controlled trials (RCTs) [32–37], observational studies [13] and meta-analyses, both in meta-analyses of RCTs alone [2,38–40] and in those analysing both RCTs and observational studies [41,42].

There seem to be additional patient benefits in using MOAB. Over the last decade, accumulating reports have highlighted reductions in anastomotic leak (AL), ileus, readmission rates, reoperation rates and even mortality. However, these findings are not consistent across all studies. Positive effects of MOAB have been seen in multiple retrospective studies [13,18,19,21–31,43]. The beneficial effects may be more evident in left-sided colonic resections or rectal resections [22,29,44]. Several underpowered RCTs, however, have shown no difference in AL rates [36,45]. Meta-analyses vary in their conclusions regarding the additional benefits of MOAB. No differences in AL rates were seen in a meta-analysis including 16 RCTs published between 1979 and 2007 [38] nor in a recent network meta-analysis including 8458 patients in 38 RCTs, whereas significant multiple additional benefits were reported in two recent large meta-analyses, although these effects were less evident when oral antibiotics (OAB) were considered alone [41,42]. Developing evidence implicating intraluminal bacteria in the pathogenesis of AL and reduction in AL with locally administered antibiotics and selective gut decontamination regimes [46] may go part way to explaining the reduction in AL seen with MOAB.

The consequences of infectious complications, such as SSI and AL, may persist for years and are associated with a reduction in quality of life years after the initial surgery [47]. There is extensive evidence to show that SSI is a risk factor for the development of incisional hernia [48–50] which is a common, complex and costly complication of colorectal surgery associated with considerable morbidity. Septic complications increase the permanent stoma rate and in rectal resections supposedly temporary diverting ileostomies are not reversed in more than a third of cases [51], almost always due to a septic anastomotic complication. There is also evidence to support increased risk of local and distant cancer recurrence and reduced survival following AL [52–56].

Reducing these complications by using MOAB is therefore a very attractive proposition yet possible widespread reintroduction of this policy has raised concerns that the incidence of *Clostridium difficile* related infections (CDI) may rise. A large body of evidence refutes this concern. Only two published studies show an increase in CDI rates [57] or readmissions due to CDI [18], whereas two retrospective studies show a beneficial effect. Kim *et al.* [19]

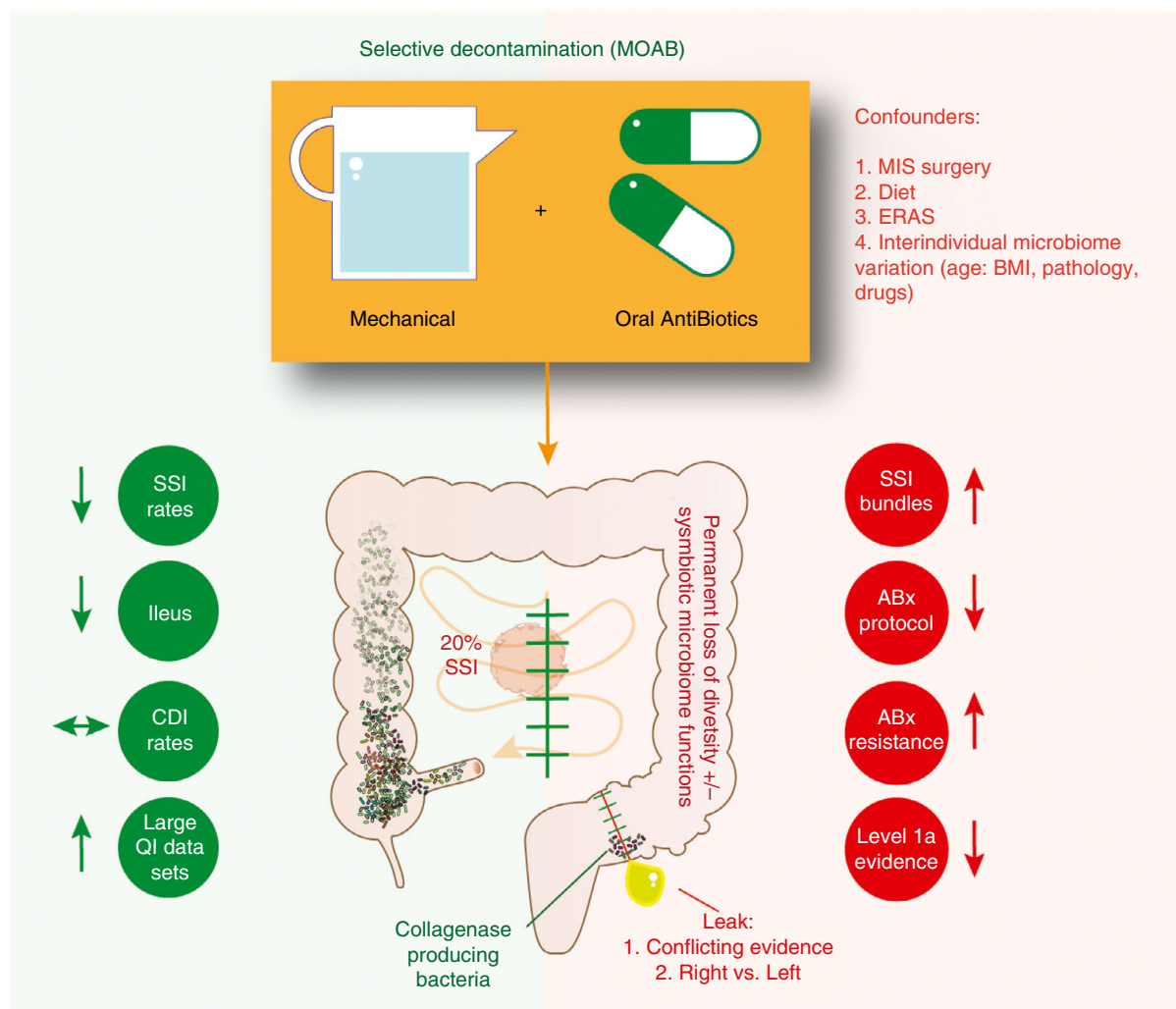


Figure 1 Arguments for and against the use of mechanical bowel preparation and oral antibiotics in elective colorectal resection. MOAB, mechanical bowel preparation and oral antibiotics; MIS, minimally invasive surgery; ERAS, enhanced recovery after surgery; BMI, body mass index; SSI, surgical site infection; ABx, antibiotics; CDI, *Clostridium difficile* infection; QI, quality improvement.

showed that patients having MOAB had a lower CDI rate than those with no bowel preparation (0.5% vs 1.8%, $P = 0.01$) while Al-Mazrou *et al.* [58] showed a similar reduction with OAB alone. The majority of studies show no differences in CDI rates in patients exposed to OAB. This holds true for retrospective studies [30,31,59–61], RCTs [33–37,45] and in meta-analysis [42]. There is no evidence of harm in terms of increase in CDI rates by using MOAB.

Arguments against the use of MOAB

There is still a lack of high quality supporting Level 1 evidence, coupled with concerns around antimicrobial stewardship, choice of antibiotics, negative patient experience and the unknown, little understood, short-

medium- and long-term consequences on the microbiome and what this may mean for other oncological outcomes.

The majority of the evidence showing benefit from MOAB is from big datasets, such as NSQIP and the European Society of Coloproctology (ESCP) snapshot audit [62]. The North American registry data have influenced the American guidelines strongly where it is summarized as Level 1b (strong recommendation; moderate quality evidence) [15]. This recommendation arises from the inclusion of 'exceptionally strong evidence from observational studies'. However, these data have been criticized [11] for use of multiple retrospective reports using the same overlapping datasets and heterogeneity between groups. In many reports, the groups that receive MOAB tend to be younger, fitter,

with fewer comorbidities, lower corticosteroid use and earlier stage disease which may contribute to their lower SSI rates. Despite the large numbers in these datasets, this evidence may not be robust.

Irrespective of data quality, arguments against the routine introduction of MOAB prior to elective bowel resection centre around the fact that SSI reduction bundles alone can achieve low rates of SSI without necessarily including MOAB. In addition, it is also questioned whether OAB alone are enough to reduce SSI. In a similar vein, any potential reduction in AL rates achieved by implementation of safer anastomosis bundles (ongoing ESCP EAGLE study) or adoption of new technology (ongoing IntAct study) may make possible reductions in AL through use of MOAB less relevant.

Evidence based care bundles focused on reducing SSI rates have been successfully implemented in many institutions over the last 10 years. In the UK, SSI bundles have been created based on guidelines from the National Institute for Health and Care Excellence, the World Health Organization and Health Protection Scotland with additional components added from the published literature [4,63,64]. In the USA, similar national guidelines have been formulated by the American College of Surgeons and the Centers for Disease Control and Prevention [65,66]. Application of SSI care bundles form a recommended component of enhanced recovery guidelines [14].

The content of SSI care bundles varies but will contain common and variable components. Common shared components include prophylactic intravenous antibiotics, preoperative bathing, hair removal and maintenance of normoglycaemia and normothermia. Less uniformly used interventions include smoking cessation, MRSA screening, 2% alcoholic chlorhexidine skin preparation, wound protectors, antibiotic impregnated sutures, change of gloves and instruments prior to skin closure, novel wound closure devices and MOAB. Compliance to care bundles can be challenging and resource intensive [67] and requires continual audit and real-time feedback to alter practice [68]. Financial incentives and penalties in North America surrounding potentially preventable SSIs have resulted in significant reductions in SSI in major institutions showing that this can be achieved in practice and sustained over time [69,70].

Implementation of SSI care bundles has been shown to reduce SSI rates by up to 40% [68,69,71–74]. The majority of the published studies are cohort studies. However, two RCTs have been carried out [75,76]. Despite clear heterogeneity between these studies two meta-analyses have also demonstrated the effectiveness of SSI care bundles [5,77]. The results clearly show that

SSI bundles are effective in reducing SSI rates irrespective of whether MOAB form part of the bundle. Individual institutions can achieve rates of SSI with implementation of SSI reduction bundles as low as 1.8% [78]. However, arguably it is more important to define which of the components of SSI bundles contribute the most to the effectiveness of the intervention. A recent meta-analysis [77] attempted to address this through sub-group analysis and identified MOAB, a separate sterile instrument closure tray and glove change prior to closure as providing ‘significantly greater SSI risk reduction’. Interestingly, the one study in this meta-analysis that failed to show effectiveness of bundle implementation was a well-designed RCT which omitted MOAB from the experimental arm of the trial. These studies also suffer from differences in compliance levels and how SSI rates were calculated as well as publication bias. Cumulatively, SSI bundles are evidently effective and should be standard of care [79].

It has been assumed that MBP is a requirement in order for OAB to be effective. The administration of MBP prior to elective colectomy is considered unpleasant by many patients, but few studies have taken patient satisfaction into consideration. Taking bowel preparation, often for the second time in a few weeks, may add considerably to the anxiety and distress experienced by the patient before major elective colorectal surgery. The available bowel cleansing agents are often poorly tolerated, time consuming and have unpleasant side-effect profiles, resulting in reduced compliance and poor bowel preparation [80]. Preparations containing polyethylene glycols are diluted in large volumes of water (up to 4 l) and have an unpalatable taste [81]. Elderly patients, in particular, find it hard to drink the large volumes of fluid required [82]. Sodium phosphate preparations are better tolerated due to the smaller volume of liquid (300 ml water) and palatability [83] but are associated with safety concerns such as major fluid and electrolyte shifts and so should be avoided in patients with chronic kidney disease, congestive cardiac failure, cirrhosis or in patients with electrolyte disturbances [81]. Difficulties in administering MBP may also be anticipated in other patient groups including patients with poor reading skills, immobility or frailty or patients taking multiple medications.

Patient concerns about taking MBP underline the need to question whether SSI reduction may be brought about by OAB alone. The need for an RCT to determine this has long been discussed [17,84,85], because data on OAB alone are contradictory. Different reports show that the use of OAB alone is worse than [24,25,27,29–31,43,86], equivalent to [22,26,28,42,87] or better than [17,20,32] the MOAB combination in reduction of SSI.

The problems are a lack of RCTs that focus on OAB alone in the absence of MBP, small numbers in the OAB alone groups and selection bias in the cohort studies. In the largest and most recent meta-analysis [42], SSI rates were compared between patients having MOAB and OAB alone. Four studies were included in this analysis, two RCTs ($n = 709$) and two cohort studies ($n = 22\,774$), with no difference in the incidence of SSI between these groups overall or when the RCTs and cohort studies were considered separately. So, the use of OAB alone does seem to reduce SSI by at least an equivalent level to MOAB. This is reinforced by a further comparison considering OAB alone *vs* no preparation in two cohort studies including 16 390 patients with SSI reduced in the OAB group (relative risk 0.56, 95% CI 0.38–0.83, $P = 0.004$). In the Netherlands, a cohort study assessing OAB alone as standard of care over time was able to demonstrate a 6.2% reduction in deep SSI and/or mortality, which equated to a 42% risk reduction [88]. The authors question the benefit of MBP in addition to OAB and are running the PreCaution study to assess whether use of OAB alone is sufficient [89].

There is little Level 1 evidence for OAB alone, so should we wait to change practice until ongoing RCTs report? The first Level 1 evidence including a no bowel preparation arm is the report of the MOBILE study [45]. Patients undergoing colonic, but not rectal, surgery were randomized 1:1 to MOAB or no bowel preparation. Of the 417 patients randomized, there was no difference in the primary end-point of SSI at 30 days postoperatively (7% *vs* 11%, odds ratio 1.65, 95% CI 0.80–3.40, $P = 0.17$). In the MOBILE study, low SSI rates may have been due to a high proportion of laparoscopic resections, high case exclusion rate, and more than 50% of resections being right-sided, with the suggestion that the low SSI rates may have meant it was underpowered [90,91]. However, this study does not address the issue of whether OAB alone reduce SSI. This is being examined in several large, well-powered, ongoing RCTs. The PreCaution [89], COMBINE [92] and SELDDEC trials include both colon and rectal resections; the REaCT-NSQIP and COLONPREP trials examine colonic resection alone. These large trials will provide further evidence about the role of OAB alone. However, the inclusion of both colon and rectal resections together introduces heterogeneity and possible difficulty with interpretation as OAB alone may be preferred in colonic surgery and MOAB in rectal surgery [93]. However, the use of MOAB in rectal surgery will be addressed by the PREPACOL2 study. There is also a concern that these trials will end up being underpowered as they assume SSI rates

in the control arms in the region of 15% and aim to show a 40%–50% reduction in primary outcome with the intervention. As SSI rates fall more widely, due to better awareness and control of SSI risk factors, the statistical assumptions on which the power calculations are based will be challenged. The relative benefit on SSI of MOAB or OAB alone, if proven, may only be small within the context of well-implemented SSI reduction bundles.

The choice of antibiotics to be employed for MOAB or OAB prophylaxis is unclear. Huge numbers of antibiotics and antibiotic combinations have been employed in clinical trials. The Cochrane review of antimicrobial prophylaxis in colorectal surgery identified 68 different antibiotics in the 260 trials included. The use of multiple different drugs, regimes and site of application, including intraluminal [94], make it impossible to conclude if any regime is better or worse than any other. It does, though, appear clear that combination of aerobic and anaerobic cover is important. Concerns about excessive and widespread use of antibiotics leading to antibiotic resistance have led to programmes such as ‘Start Smart and then Focus’ within the UK [95]. Despite guidelines, national surveys show that adherence to surgical prophylaxis is poor, both in timing and duration [96].

As well as concerns for antibiotic stewardship, the widespread reintroduction of MOAB or OAB alone in elective colorectal surgery may have unintended consequences on the human microbiome, although this may be offset by a subsequent reduction in the use of broad spectrum antibiotic courses to treat SSI. The human large bowel microbiota comprises a consortium of many hundreds of bacterial species that carry out an array of enzymatic reactions, many distinct but essential to human genome encoded activities. In essence, therefore, humans possess an ‘extended genome’ of hundreds of millions of microbial genes located in the intestine, known as ‘the microbiome’ [97]. The microbiome is highly individualized and niche specific, which may in itself explain much of the conflicting data from both MBP and MOAB trials. We have limited mechanistic data to explain how MOAB actually reduce SSI rates, as almost all prospective trials have completely failed to account for the microbiome and its functions. Recent data suggest that the commensal bacterium *Enterococcus faecalis* contributes to the pathogenesis of AL through its capacity to degrade collagen and to activate tissue matrix metalloproteinase 9 in host intestinal tissues [98]. The conclusion of this work does not support the wholesale destruction of the gut microbiome, but rather a precision guided approach that knocks down specific strains or their functions at the site of surgical pathology.

Antibiotics have a dramatic and long standing impact on both the structure and function of the gut microbiome that lasts well beyond the surgical intervention [99]. By fundamentally altering (perhaps permanently) the gut microbiome with MOAB or OAB in the context of surgery it is possible that we are inadvertently modifying patient response to adjuvant therapy [100] and drug metabolism [101–103], adversely influencing their risk of non-communicable disease, drug toxicity, or even irrevocably altering gut function that may have a deleterious impact on quality of life. Currently, none of these end-points is measured in MOAB trials. While massive destruction of a complex and delicate ecosystem vital for human health and recovery from surgery should not be undertaken without careful consideration as it may have unpredictable consequences that lead to patient harm, it needs to be balanced against the reduced use of broad spectrum therapeutic antibiotics to treat SSI. Moving forwards, choice of bowel preparation must adopt a personalized strategy that promotes the beneficial behaviours of an individual's commensal organisms and suppresses pathobionts that drive surgical complications [90,104].

Conclusion

There is strong evidence that SSI reduction bundles are effective and should be used routinely in the elective colorectal surgery pathway. Colorectal units should monitor SSI rates and implementation of SSI bundles should be audited while aspiring to the low SSI rates known to be achievable from published work.

There is a large and increasing body of evidence showing that MOAB are associated with reduced SSI and other postoperative complications but the quality of this evidence and its subsequent weighting is debated. It is possible that any observed effect on reduced SSI rates may be due simply to the use of OAB alone rather than MOAB. It is conceivable that, in time, OAB may be preferred in colonic surgery and MOAB in rectal resections. Informing patients of the possible benefits and risks and involving them in shared decision-making to use OAB or MOAB is recommended as best current practice due to the considerable uncertainty that persists.

Emerging research focusing on the microbiome is likely to guide more personalized and specific bowel preparation regimes which will target reduction of both AL and SSI. It is imperative that clinicians contribute to ongoing research and offer their patients the opportunity to participate in high quality research studies designed to fill the existing knowledge gaps.


Whilst there is much that is still unknown, the use of MOAB appears to be safe and could reasonably be used as part of an audited SSI reduction bundle, with the caveat that its use may need to be adjusted as results of ongoing high quality research emerge.

Acknowledgements


This topical debate paper was commissioned by the President and Executive of the Association of Coloproctology of Great Britain and Ireland. ACPGIBI also funded the open access publication fee. The authors would like to thank Miss N. Fearnhead for her support in developing this debate article.

Conflicts of interest

No conflict of interest: SE Duff, CLF Battersby, RJ Davies, L Hancock, J Pipe, S Buczacki, J Kinross, C Walsh. AG Acheson: in the last 3 years my research department has received grant support from Pharmacosmos, Denmark and Vifor Pharma, Switzerland. Honoraria or travel support received for lecturing from the following companies: Olympus, Essex, UK, Vifor Pharma Ltd, Glattbrugg, Switzerland, and Pharmacosmos, Denmark.

S. E. Duff* , **C. L. F. Battersby†**,
R. J. Davies‡, **L. Hancock***, **J. Pipe§**,
S. Buczacki‡, **J. Kinross¶**, **A. G. Acheson**** and
C. J. Walsh††

*Wythenshawe Hospital, Manchester University NHS Foundation Trust, Manchester, UK, †Wrexham Maelor Hospital, Wrexham, UK, ‡Cambridge Colorectal Unit, Addenbrookes Hospital, Cambridge University NHS Foundation Trust, Cambridge, UK, §Patient Liaison Group ACPGIBI, Sheffield, UK, ¶Department of Surgery and Cancer, St Mary's Hospital, Imperial College, London, UK, **Gastrointestinal Surgery, Nottingham Digestive Diseases Centre, National Institute for Health Research (NIHR), Biomedical Research Centre, Nottingham University Hospitals NHS Trust, Queen's Medical Centre, University of Nottingham, Nottingham, UK, and ††Wirral University Teaching Hospitals NHS Foundation Trust, Wirral, UK
E-mail: sarah.duff@mft.nhs.uk

 @SarahDuff3

Received 17 December 2019; accepted 24 December 2019

References

- 1 Young H, Knepper B, Moore EE *et al.* Surgical site infection after colon surgery: National Healthcare Safety Network risk factors and modeled rates compared with published risk factors and rates. *J Am Coll Surg* 2012; **214**: 852–9.
- 2 Chen M, Song X, Chen LZ *et al.* Comparing mechanical bowel preparation with both oral and systemic antibiotics

- versus mechanical bowel preparation and systemic antibiotics alone for the prevention of surgical site infection after elective colorectal surgery: a meta-analysis of randomized controlled clinical trials. *Dis Colon Rectum* 2016; **59**: 70–8.
- 3 Public Health England. Surveillance of surgical site infections in NHS hospitals in England, 2017/2018; 2018.
 - 4 World Health Organization. Global guidelines for the prevention of surgical site infection; 2016.
 - 5 Tanner J, Padley W, Assadian O *et al*. Do surgical care bundles reduce the risk of surgical site infections in patients undergoing colorectal surgery? A systematic review and cohort meta-analysis of 8,515 patients. *Surgery* 2015; **158**: 66–77.
 - 6 Nelson RL, Gladman E, Barbateskovic M. Antimicrobial prophylaxis for colorectal surgery. *Cochrane Database Syst Rev* 2014; **5**: CD001181.
 - 7 Guenaga KF, Matos D, Wille-Jorgensen P. Mechanical bowel preparation for elective colorectal surgery. *Cochrane Database Syst Rev* 2011; **9**: CD001544.
 - 8 Dahabreh IJ, Steele DW, Shah N *et al*. Oral mechanical bowel preparation for colorectal surgery: systematic review and meta-analysis. *Dis Colon Rectum* 2015; **58**: 698–707.
 - 9 Rollins KE, Javanmard-Emamghissi H, Lobo DN. Impact of mechanical bowel preparation in elective colorectal surgery: a meta-analysis. *World J Gastroenterol* 2018; **24**: 519–36.
 - 10 Bretagnol F, Panis Y, Rullier E *et al*. Rectal cancer surgery with or without bowel preparation: the French GRECCAR III multicenter single-blinded randomized trial. *Ann Surg* 2010; **252**: 863–8.
 - 11 Slim K, Kartheuser A. Mechanical bowel preparation before colorectal surgery in enhanced recovery programs: discrepancy between the American and European guidelines. *Dis Colon Rectum* 2018; **61**: e13–4.
 - 12 Turner MC, Migaly J. Response to Slim *et al*. *Colorectal Dis* 2018; **20**: 959–60.
 - 13 European Society of Coloproctology collaborating group. Association of mechanical bowel preparation with oral antibiotics and anastomotic leak following left sided colorectal resection: an international, multi-centre, prospective audit. *Colorectal Dis* 2018; **20(Suppl 6)**: 15–32.
 - 14 Carmichael JC, Keller DS, Baldini G *et al*. Clinical practice guidelines for enhanced recovery after colon and rectal surgery from the American Society of Colon and Rectal Surgeons and Society of American Gastrointestinal and Endoscopic Surgeons. *Dis Colon Rectum* 2017; **60**: 761–84.
 - 15 Migaly J, Bafford AC, Francone TD *et al*. The American Society of Colon and Rectal Surgeons Clinical Practice Guidelines for the use of bowel preparation in elective colon and rectal surgery. *Dis Colon Rectum* 2019; **62**: 3–8.
 - 16 Gustafsson UO, Scott MJ, Hubner M *et al*. Guidelines for perioperative care in elective colorectal surgery: Enhanced Recovery After Surgery (ERAS®) Society recommendations: 2018. *World J Surg* 2019; **43**: 659–95.
 - 17 Cannon JA, Altom LK, Deierhoi RJ *et al*. Preoperative oral antibiotics reduce surgical site infection following elective colorectal resections. *Dis Colon Rectum* 2012; **55**: 1160–6.
 - 18 Toneva GD, Deierhoi RJ, Morris M *et al*. Oral antibiotic bowel preparation reduces length of stay and readmissions after colorectal surgery. *J Am Coll Surg* 2013; **216**: 756–62.
 - 19 Kim EK, Sheetz KH, Bonn J *et al*. A statewide colectomy experience: the role of full bowel preparation in preventing surgical site infection. *Ann Surg* 2014; **259**: 310–4.
 - 20 Atkinson SJ, Swenson BR, Hanseman DJ *et al*. In the absence of a mechanical bowel prep, does the addition of pre-operative oral antibiotics to parental antibiotics decrease the incidence of surgical site infection after elective segmental colectomy? *Surg Infect (Larchmt)* 2015; **16**: 728–32.
 - 21 Kiran RP, Murray AC, Chiuzan C *et al*. Combined preoperative mechanical bowel preparation with oral antibiotics significantly reduces surgical site infection, anastomotic leak, and ileus after colorectal surgery. *Ann Surg* 2015; **262**: 416–25.
 - 22 Moghadamyeghaneh Z, Hanna MH, Carmichael JC *et al*. Nationwide analysis of outcomes of bowel preparation in colon surgery. *J Am Coll Surg* 2015; **220**: 912–20.
 - 23 Morris MS, Graham LA, Chu DI *et al*. Oral antibiotic bowel preparation significantly reduces surgical site infection rates and readmission rates in elective colorectal surgery. *Ann Surg* 2015; **261**: 1034–40.
 - 24 Scarborough JE, Mantyh CR, Sun Z *et al*. Combined mechanical and oral antibiotic bowel preparation reduces incisional surgical site infection and anastomotic leak rates after elective colorectal resection: an analysis of colectomy-targeted ACS NSQIP. *Ann Surg* 2015; **262**: 331–7.
 - 25 Althumairi AA, Canner JK, Pawlik TM *et al*. Benefits of bowel preparation beyond surgical site infection: a retrospective study. *Ann Surg* 2016; **264**: 1051–7.
 - 26 Garfinkle R, Abou-Khalil J, Morin N *et al*. Is there a role for oral antibiotic preparation alone before colorectal surgery? ACS-NSQIP analysis by coarsened exact matching. *Dis Colon Rectum* 2017; **60**: 729–37.
 - 27 Kaslow SR, Gani F, Alshaikh HN *et al*. Clinical outcomes following mechanical plus oral antibiotic bowel preparation versus oral antibiotics alone in patients undergoing colorectal surgery. *BJS Open* 2018; **2**: 238–45.
 - 28 Koller SE, Bauer KW, Egleston BL *et al*. Comparative effectiveness and risks of bowel preparation before elective colorectal surgery. *Ann Surg* 2018; **267**: 734–42.
 - 29 Midura EF, Jung AD, Hanseman DJ *et al*. Combination oral and mechanical bowel preparations decreases complications in both right and left colectomy. *Surgery* 2018; **163**: 528–34.
 - 30 Toh JWT, Phan K, Ctercteko G *et al*. The role of mechanical bowel preparation and oral antibiotics for left-sided laparoscopic and open elective restorative colorectal surgery with and without faecal diversion. *Int J Colorectal Dis* 2018; **33**: 1781–91.

- 31 Klinger AL, Green H, Monlezun DJ *et al.* The role of bowel preparation in colorectal surgery: results of the 2012–2015 ACS-NSQIP data. *Ann Surg* 2019; **269**: 671–7.
- 32 Oshima T, Takesue Y, Ikeuchi H *et al.* Preoperative oral antibiotics and intravenous antimicrobial prophylaxis reduce the incidence of surgical site infections in patients with ulcerative colitis undergoing IPAA. *Dis Colon Rectum* 2013; **56**: 1149–55.
- 33 Sadahiro S, Suzuki T, Tanaka A *et al.* Comparison between oral antibiotics and probiotics as bowel preparation for elective colon cancer surgery to prevent infection: prospective randomized trial. *Surgery* 2014; **155**: 493–503.
- 34 Hata H, Yamaguchi T, Hasegawa S *et al.* Oral and parenteral versus parenteral antibiotic prophylaxis in elective laparoscopic colorectal surgery (JMTO PREV 07–01): a phase 3, multicenter, Copen-label randomized trial. *Ann Surg* 2016; **263**: 1085–91.
- 35 Anjum N, Ren J, Wang G *et al.* A randomized control trial of preoperative oral antibiotics as adjunct therapy to systemic antibiotics for preventing surgical site infection in clean contaminated, contaminated, and dirty type of colorectal surgeries. *Dis Colon Rectum* 2017; **60**: 1291–8.
- 36 Abis GSA, Stockmann H, Bonjer HJ *et al.* Randomized clinical trial of selective decontamination of the digestive tract in elective colorectal cancer surgery (SELECT trial). *Br J Surg* 2019; **106**: 355–63.
- 37 Uchino M, Ikeuchi H, Bando T *et al.* Efficacy of preoperative oral antibiotic prophylaxis for the prevention of surgical site infections in patients with Crohn disease: a randomized controlled trial. *Ann Surg* 2019; **269**: 420–6.
- 38 Bellows CF, Mills KT, Kelly TN *et al.* Combination of oral non-absorbable and intravenous antibiotics versus intravenous antibiotics alone in the prevention of surgical site infections after colorectal surgery: a meta-analysis of randomized controlled trials. *Tech Coloproctol* 2011; **15**: 385–95.
- 39 Battersby CLF, Hajibandeh S, Hajibandeh S. Oral antibiotics as adjunct to systemic antibiotics and mechanical bowel preparation for prevention of surgical site infections in colorectal surgery. Do we really need more trials? *Dis Colon Rectum* 2018; **61**: e341–2.
- 40 Toh JWT, Phan K, Hitos K *et al.* Association of mechanical bowel preparation and oral antibiotics before elective colorectal surgery with surgical site infection: a network meta-analysis. *JAMA Netw Open* 2018; **1**: e183226.
- 41 McSorley ST, Steele CW, McMahon AJ. Meta-analysis of oral antibiotics, in combination with preoperative intravenous antibiotics and mechanical bowel preparation the day before surgery, compared with intravenous antibiotics and mechanical bowel preparation alone to reduce surgical-site infections in elective colorectal surgery. *BJS Open* 2018; **2**: 185–94.
- 42 Rollins KE, Javanmard-Emamghissi H, Acheson AG *et al.* The role of oral antibiotic preparation in elective colorectal surgery: a meta-analysis. *Ann Surg* 2019; **270**: 43–58.
- 43 Shwaartz C, Fields AC, Sobrero M *et al.* Does bowel preparation for inflammatory bowel disease surgery matter? *Colorectal Dis* 2017; **19**: 832–9.
- 44 Golder AM, Steele CW, Conn D *et al.* Effect of preoperative oral antibiotics in combination with mechanical bowel preparation on inflammatory response and short-term outcomes following left-sided colonic and rectal resections. *BJS Open* 2019; **3**: 830–9.
- 45 Koskenvuo L, Lehtonen T, Koskensalo S *et al.* Mechanical and oral antibiotic bowel preparation versus no bowel preparation for elective colectomy (MOBILE): a multicentre, randomised, parallel, single-blinded trial. *Lancet* 2019; **394**: 840–8.
- 46 Schardey HM, Rogers S, Schopf SK *et al.* Are gut bacteria associated with the development of anastomotic leaks? A review of experimental and clinical studies. *Coloproctology* 2017; **39**: 94–100.
- 47 Brown SR, Mathew R, Keding A *et al.* The impact of postoperative complications on long-term quality of life after curative colorectal cancer surgery. *Ann Surg* 2014; **259**: 916–23.
- 48 Murray BW, Cipher DJ, Pham T *et al.* The impact of surgical site infection on the development of incisional hernia and small bowel obstruction in colorectal surgery. *Am J Surg* 2011; **202**: 558–60.
- 49 Itatsu K, Yokoyama Y, Sugawara G *et al.* Incidence of and risk factors for incisional hernia after abdominal surgery. *Br J Surg* 2014; **101**: 1439–47.
- 50 Soderback H, Gunnarsson U, Hellman P *et al.* Incisional hernia after surgery for colorectal cancer: a population-based register study. *Int J Colorectal Dis* 2018; **33**: 1411–7.
- 51 National Bowel Cancer Audit. National Bowel Cancer Audit. Annual Report 2018; 2018.
- 52 Mirnezami A, Mirnezami R, Chandrakumaran K *et al.* Increased local recurrence and reduced survival from colorectal cancer following anastomotic leak: systematic review and meta-analysis. *Ann Surg* 2011; **253**: 890–9.
- 53 Krarup PM, Nordholm-Carstensen A, Jorgensen LN *et al.* Anastomotic leak increases distant recurrence and long-term mortality after curative resection for colonic cancer: a nationwide cohort study. *Ann Surg* 2014; **259**: 930–8.
- 54 Kulu Y, Tarantio I, Warschkow R *et al.* Anastomotic leakage is associated with impaired overall and disease-free survival after curative rectal cancer resection: a propensity score analysis. *Ann Surg Oncol* 2015; **22**: 2059–67.
- 55 Lu ZR, Rajendran N, Lynch AC *et al.* Anastomotic leaks after restorative resections for rectal cancer compromise cancer outcomes and survival. *Dis Colon Rectum* 2016; **59**: 236–44.
- 56 Ramphal W, Boeding JRE, Gobardhan PD *et al.* Oncologic outcome and recurrence rate following anastomotic leakage after curative resection for colorectal cancer. *Surg Oncol* 2018; **27**: 730–6.
- 57 Wren SM, Ahmed N, Jamal A *et al.* Preoperative oral antibiotics in colorectal surgery increase the rate of *Clostridium difficile* colitis. *Arch Surg* 2005; **140**: 752–6.

- 58 Al-Mazrou AM, Hyde LZ, Suradkar K *et al.* Effect of inclusion of oral antibiotics with mechanical bowel preparation on the risk of *Clostridium difficile* infection after colectomy. *J Gastrointest Surg* 2018; **22**: 1968–75.
- 59 Yeom CH, Cho MM, Baek SK *et al.* Risk factors for the development of *Clostridium difficile*-associated colitis after colorectal cancer surgery. *J Korean Soc Coloproctol* 2010; **26**: 329–33.
- 60 Krapohl GL, Phillips LR, Campbell DA Jr *et al.* Bowel preparation for colectomy and risk of *Clostridium difficile* infection. *Dis Colon Rectum* 2011; **54**: 810–7.
- 61 Parthasarathy M, Bowers D, Groot-Wassink T. Do preoperative oral antibiotics increase *Clostridium difficile* infection rates? An analysis of 13 959 colectomy patients. *Colorectal Dis* 2018; **20**: 520–8.
- 62 European Society of Coloproctology Collaborating Group. The 2017 European Society of Coloproctology (ESCP) international snapshot audit of left colon, sigmoid and rectal resections – Executive Summary. *Colorectal Dis* 2018; **20(Suppl 6)**: 13–4.
- 63 Preventing surgical site infections (SSI). Health Protection Scotland. Available at <https://www.hps.scot.nhs.uk/web-resources-container/preventing-surgical-site-infection-ssi/> (accessed on 1 August 2019).
- 64 NICE. Surgical site infections: prevention and treatment; 2019. [nice.org.uk/guidance/ng125](https://www.nice.org.uk/guidance/ng125).
- 65 Ban KA, Minei JP, Laronga C *et al.* American College of Surgeons and Surgical Infection Society: surgical site infection guidelines, 2016 update. *J Am Coll Surg* 2017; **224**: 59–74.
- 66 Berrios-Torres SI, Umscheid CA, Bratzler DW *et al.* Centers for Disease Control and Prevention guideline for the prevention of surgical site infection, 2017. *JAMA Surg* 2017; **152**: 784–91.
- 67 Larochelle M, Hyman N, Gruppi L *et al.* Diminishing surgical site infections after colorectal surgery with surgical care improvement project: is it time to move on? *Dis Colon Rectum* 2011; **54**: 394–400.
- 68 Benlice C, Gorgun E. Using NSQIP data for quality improvement: the Cleveland Clinic experience. *Semin Colon Rectal Surg* 2016; **27**: 74–82.
- 69 Vu JV, Collins SD, Seese E *et al.* Evidence that a regional surgical collaborative can transform care: surgical site infection prevention practices for colectomy in Michigan. *J Am Coll Surg* 2018; **226**: 91–9.
- 70 Weiser MR, Gonen M, Usiak S *et al.* Effectiveness of a multidisciplinary patient care bundle for reducing surgical-site infections. *Br J Surg* 2018; **105**: 1680–7.
- 71 Crolla RM, van der Laan L, Veen EJ *et al.* Reduction of surgical site infections after implementation of a bundle of care. *PLoS One* 2012; **7**: e44599.
- 72 Waits SA, Fritze D, Banerjee M *et al.* Developing an argument for bundled interventions to reduce surgical site infection in colorectal surgery. *Surgery* 2014; **155**: 602–6.
- 73 Bert F, Giacomelli S, Amprino V *et al.* The ‘bundle’ approach to reduce the surgical site infection rate. *J Eval Clin Pract* 2017; **23**: 642–7.
- 74 Jaffe TA, Meka AP, Semaan DZ *et al.* Optimizing value of colon surgery in Michigan. *Ann Surg* 2017; **265**: 1178–82.
- 75 Anthony T, Murray BW, Sum-Ping JT *et al.* Evaluating an evidence-based bundle for preventing surgical site infection: a randomized trial. *Arch Surg* 2011; **146**: 263–9.
- 76 Kwaan MR, Weight CJ, Carda SJ *et al.* Abdominal closure protocol in colorectal, gynecologic oncology, and urology procedures: a randomized quality improvement trial. *Am J Surg* 2016; **211**: 1077–83.
- 77 Zywot A, Lau CSM, Stephen Fletcher H *et al.* Bundles prevent surgical site infections after colorectal surgery: meta-analysis and systematic review. *J Gastrointest Surg* 2017; **21**: 1915–30.
- 78 Keenan JE, Speicher PJ, Nussbaum DP *et al.* Improving outcomes in colorectal surgery by sequential implementation of multiple standardized care programs. *J Am Coll Surg* 2015; **221**: e1.
- 79 NHS Improvement. General Surgery: GIRFT programme national specialty report; 2017.
- 80 Gavin DR, Valori RM, Anderson JT *et al.* The National Colonoscopy Audit: a nationwide assessment of the quality and safety of colonoscopy in the UK. *Gut* 2013; **62**: 242–9.
- 81 Connor A, Tolan D, Hughes S *et al.* Consensus guidelines for the safe prescription and administration of oral bowel-cleansing agents. *Gut* 2012; **61**: 1525–32.
- 82 Rembacken B, Hassan C, Riemann JF *et al.* Quality in screening colonoscopy: position statement of the European Society of Gastrointestinal Endoscopy (ESGE). *Endoscopy* 2012; **44**: 957–68.
- 83 Hsu CW, Imperiale TF. Meta-analysis and cost comparison of polyethylene glycol lavage versus sodium phosphate for colonoscopy preparation. *Gastrointest Endosc* 1998; **48**: 276–82.
- 84 Nelson R. Oral non-absorbable antibiotics for colorectal surgery. *Tech Coloproctol* 2011; **15**: 367–8.
- 85 Zelhart MD, Hauch AT, Slakey DP *et al.* Preoperative antibiotic colon preparation: have we had the answer all along? *J Am Coll Surg* 2014; **219**: 1070–7.
- 86 Suzuki T, Sadahiro S, Tanaka A *et al.* Usefulness of preoperative mechanical bowel preparation in patients with colon cancer who undergo elective surgery: a prospective randomized trial using oral antibiotics. *Dig Surg* 2019: 1–7. <https://doi.org/10.1159/000500020>.
- 87 Mulder T, Kluytmans J. Oral antibiotics prior to colorectal surgery: Do they have to be combined with mechanical bowel preparation? *Infect Control Hosp Epidemiol* 2019; **40**: 922–7.
- 88 Mulder T, Crolla R, Kluytmans-van den Bergh MFQ *et al.* Preoperative oral antibiotic prophylaxis reduces surgical site infections after elective colorectal surgery: results from a before–after study. *Clin Infect Dis* 2019; **69**: 93–9.
- 89 Mulder T, Kluytmans-van den Bergh MFQ, de Smet A *et al.* Prevention of severe infectious complications after

- colorectal surgery using preoperative orally administered antibiotic prophylaxis (PreCaution): study protocol for a randomized controlled trial. *Trials* 2018; **19**: 51.
- 90 Alverdy JC, Shogan BD. Preparing the bowel for surgery: rethinking the strategy. *Nat Rev Gastroenterol Hepatol* 2019; **16**: 708–9.
- 91 Wexner SD, Yellinek S. Is preoperative bowel preparation needed before elective colectomy? *Lancet* 2019; **394**: 808–10.
- 92 Vignaud M, Paugam-Burtz C, Garot M *et al.* Comparison of intravenous versus combined oral and intravenous antimicrobial prophylaxis (COMBINE) for the prevention of surgical site infection in elective colorectal surgery: study protocol for a multicentre, double-blind, randomised controlled clinical trial. *BMJ Open* 2018; **8**: e020254.
- 93 Frontali A, Panis Y. Bowel preparation in colorectal surgery: back to the future? *Updates Surg* 2019; **71**: 205–7.
- 94 Wirth U, Rogers S, Haubensak K *et al.* Local antibiotic decontamination to prevent anastomotic leakage short-term outcome in rectal cancer surgery. *Int J Colorectal Dis* 2018; **33**: 53–60.
- 95 Ashiru-Oredope D, Sharland M, Charani E *et al.* Improving the quality of antibiotic prescribing in the NHS by developing a new Antimicrobial Stewardship Programme: Start Smart – Then Focus. *J Antimicrob Chemother* 2012; **67**(Suppl 1): i51–63.
- 96 Alexiou VG, Ierodiakonou V, Peppas G *et al.* Antimicrobial prophylaxis in surgery: an international survey. *Surg Infect (Larchmt)* 2010; **11**: 343–8.
- 97 Kinross JM, Darzi AW, Nicholson JK. Gut microbiome–host interactions in health and disease. *Genome Med* 2011; **3**: 14.
- 98 Shogan BD, Belogortseva N, Luong PM *et al.* Collagen degradation and MMP9 activation by *Enterococcus faecalis* contribute to intestinal anastomotic leak. *Sci Transl Med* 2015; **7**: 286ra68.
- 99 Dethlefsen L, Relman DA. Incomplete recovery and individualized responses of the human distal gut microbiota to repeated antibiotic perturbation. *Proc Natl Acad Sci U S A* 2011; **108**(Suppl 1): 4554–61.
- 100 Alexander JL, Wilson ID, Teare J *et al.* Gut microbiota modulation of chemotherapy efficacy and toxicity. *Nat Rev Gastroenterol Hepatol* 2017; **14**: 356–65.
- 101 Clayton TA, Baker D, Lindon JC *et al.* Pharmacometabonomic identification of a significant host–microbiome metabolic interaction affecting human drug metabolism. *Proc Natl Acad Sci U S A* 2009; **106**: 14728–33.
- 102 O’Neill C. Gut microbes metabolize Parkinson’s disease drug. *Science* 2019; **364**: 1030–1.
- 103 Zimmermann M, Zimmermann-Kogadeeva M, Wegmann R *et al.* Mapping human microbiome drug metabolism by gut bacteria and their genes. *Nature* 2019; **570**: 462–7.
- 104 Guyton KL, Hyman NH, Alverdy JC. Prevention of perioperative anastomotic healing complications: anastomotic stricture and anastomotic leak. *Adv Surg* 2016; **50**: 129–41.