

A Dichotomy in Cross-Coupling Site Selectivity in a Dihalogenated Heteroarene: Influence of Mononuclear Pd, Pd Clusters, and Pd Nanoparticles—the Case for Exploiting Pd Catalyst Speciation

Neil W. J. Scott, Mark J. Ford, Neda Jeddi, Anthony Eyles, Lauriane Simon, Adrian C. Whitwood, Theo Tanner, Charlotte E. Willans, and Ian J. S. Fairlamb*



Cite This: *J. Am. Chem. Soc.* 2021, 143, 9682–9693



Read Online

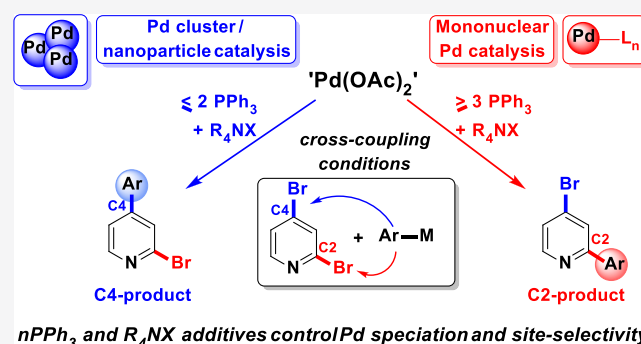
ACCESS |

Metrics & More

Article Recommendations

Supporting Information

ABSTRACT: Site-selective dihalogenated heteroarene cross-coupling with organometallic reagents usually occurs at the halogen proximal to the heteroatom, enabled by intrinsic relative electrophilicity, particularly in strongly polarized systems. An archetypical example is the Suzuki–Miyaura cross-coupling (SMCC) of 2,4-dibromopyridine with organoboron species, which typically exhibit C2-arylation site-selectivity using mononuclear Pd (pre)catalysts. Given that Pd speciation, particularly aggregation, is known to lead to the formation of catalytically competent multinuclear Pd_n species, the influence of these species on cross-coupling site-selectivity remains largely unknown. Herein, we disclose that multinuclear Pd species, in the form of Pd₃-type clusters and nanoparticles, switch arylation site-selectivity from C2 to C4, in 2,4-dibromopyridine cross-couplings with both organoboronic acids (SMCC reactions) and Grignard reagents (Kumada-type reactions). The Pd/ligand ratio and the presence of suitable stabilizing salts were found to be critically important in switching the site-selectivity. More generally, this study provides experimental evidence that aggregated Pd catalyst species not only are catalytically competent but also alter reaction outcomes through changes in product selectivity.



INTRODUCTION

Dihalogenated organic compounds, particularly heteroarenes, serve as synthetically useful structural templates for increasing molecular complexity. They enable multiple modes of connectivity, providing access to a vast array of compounds with interesting properties, from agrochemicals and pharmaceuticals to advanced materials.^{1,2} Classical cross-coupling reaction methodologies are powerful tools for enabling site-selective processes to be realized, as outlined in two critical reviews by Fairlamb in 2007³ and Spivey et al. in 2017.⁴ Leading examples are given in Scheme 1, showing the preferred cross-coupling site for a series of dihalogenated heteroarenes. Normally, site-selectivity is seen at halogens activated by the ring heteroatom, either through proximity or favorable bond polarization in the extended π -ring system. Houk et al. explained the origin of normal site-selectivity in the context of the distortion of the C–X bond from a given substrate and interaction energies on approach to the active Pd⁰L_n catalyst.⁵ Consideration can further be made for the bond dissociation energies (BDE) at different C–X bonds. Handy et al. demonstrated that cross-coupling site-selectivity could be predicted, with caveats, by comparing the ¹H NMR chemical shifts of the parent heteroarene—the most deshielded proton being the typical site for coupling in the

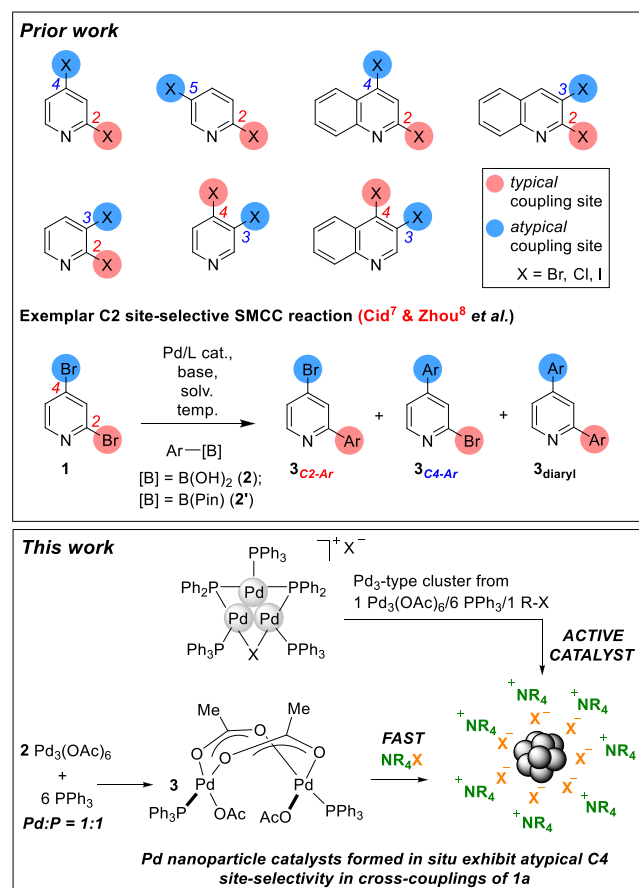
corresponding C–X derivative.⁶ Switching site-selectivity in the cross-coupling reactions of dihalogenated heteroarenes, which effectively possess biased intrinsic reactivity (through relative electrophilicity), is a difficult task. For 2,4-dibromopyridine **1**, it is very challenging, as C2 site-selectivity dominates as described in the extensive screening work carried out by Cid⁷ and Zhou et al.^{8,9} There are only a few examples where atypical C4 site-selectivity in cross-coupling is known.¹⁰ A C4 site-selective Suzuki–Miyaura cross-coupling example on **1** was reported by Hardie and Willans et al.,¹¹ which employs Pd–NHC precatalysts, possessing distinctive ligand architectures. For the best precatalyst, C4:C2 site-selectivity was ~10:1. However, as is common to an eclectic array of dihalogenated heteroarene substrates, diarylation was found to be a competing process and overall product yields were moderate as a consequence (~35% for monoarylation

Received: May 22, 2021

Published: June 21, 2021



Scheme 1. Site-Selectivity in Suzuki–Miyaura Cross-Couplings of Heteroarenes, Exemplified by Dihalogenated Pyridines and Related Derivatives^a



^aA guiding example, for which many catalyst systems/reaction conditions have been investigated, is given, showing high C2 site-selectivity.

product). Dai et al. switched the site-selectivity in Suzuki–Miyaura cross-coupling reactions (SMCCs) involving 2,4-dichloropyridine using a Q-Phos/Pd(OAc)₂ precatalyst system, resulting in a marginal bias toward the atypical C4-arylated product, but accompanied by low yields.¹² Higher C4-selectivities at 2,4-dichloropyridine were obtained by changes to exogenous ligands at Pd, as reported in 2020 by Yang et al.¹³

The background literature therefore highlights that switches from typical to atypical site-selectivity are feasible, but that fundamental reasoning is frustratingly lacking—the focus has often been placed on ligand changes, assuming a mononuclear Pd catalyst.^{14–17} While logical, in our opinion Pd catalyst speciation is a bigger issue, where changes in mechanism might better account for typical to atypical site-selectivity changes.

Our research group has been engaged in understanding the role played by catalytically competent aggregated Pd clusters and nanoparticles in SMCCs, and related cross-couplings, for many years.^{18–23} We presented the first compelling experimental evidence implicating heterogeneous surface catalysts in SMCCs,^{24,25} which is supported by recent evidence using time-resolved fluorescence studies²⁶ and surface-enhanced Raman spectroscopic techniques.²⁷

The knowledge outlined above is important in the context of understanding that mononuclear Pd species, generally thought

to be the dominant catalytically active species in SMCCs, can aggregate to form higher order Pd nanoparticles that are capable of mediating further substrate turnover. A serious question facing the field of cross-coupling catalysis is the involvement of small Pd_n clusters (*n* < 13), as such species provide a potential bridge from mononuclear Pd₁ species to Pd nanoparticles (PdNPs).²⁸ Indeed, in a recent study Li et al.²⁹ presented some evidence that [Pd₃(μ-Cl)(μ-PPh₂)₂(PPh₃)₃]⁺^{30,31} not only was an active Pd catalyst for SMCCs but also appears to invert the order of the oxidative addition and transmetalation steps within the catalytic cycle, proposing the activation of the aryl halide as being less like oxidative addition and more like σ-bond metathesis. Our recent findings showed that similar [Pd₃(μ-Cl)(μ-PPh₂)₂(PPh₃)₃]X cluster species derive from a Pd₃(OAc)₆/6PPh₃ precatalyst, by reaction of an organohalide (R–X, including 2-bromopyridine) with the intermediate formed Pd^I dinuclear species.³² The outcome sparked our interest in understanding how higher order Pd species might affect site-selectivity in cross-coupling reactions of 2,4-dibromopyridine **1** with organoboronic acids **2**, as well as other nucleophiles, such as Grignard reagents. We were encouraged as [Pd₃(μ-Cl)(μ-PPh₂)₂(PPh₃)₃]X species were found to be more active in the reported SMCC reactions than Pd⁰(PPh₃)₃ (in terms of substrate turnover frequency). [Pd₃(μ-X)(μ-PR₂)₂(PR₃)₃]X species have been invoked as catalytically relevant species under a range of conditions.^{29,33,34}

Schoenebeck et al. have investigated the use of multinuclear catalysts for chemoselective cross-coupling reactions at substrates containing two or more *different* (pseudo)halide identities. For example, the reactivity of [Pd(μ-I)(Pt-Bu₃)₂]₂ enabled successive selective couplings at Br then OTf then Cl sites on aromatic substrates.^{35,36} A Pd₃ cluster catalyst, derived from highly active [Pd(μ-Br)(Pt-Bu₃)₂]₂,³⁷ facilitated selective cross-couplings at aryl iodide over the less activated aryl bromide sites.³⁴ Additionally, a nanoparticulate active catalyst, derived *in situ* from Pd₂(dba)₃, was found to enable chemoselective cross-couplings between aryl iodides and arylgermanes.³⁸ Despite the clear synthetic utility of chemoselective reactions at multiply halogenated compounds for rapid molecular diversification, the preferential site of cross-coupling is generally quite clear-cut, defined by the BDE of the C–X bond (e.g., for halides (X), I < Br < Cl ≪ F).³⁴ We note that regioselective control of cross-coupling at substrates featuring multiple halogens of the *same* type (i.e., with similar BDEs) constitutes a greater challenge than a chemoselective approach involving different halogens.

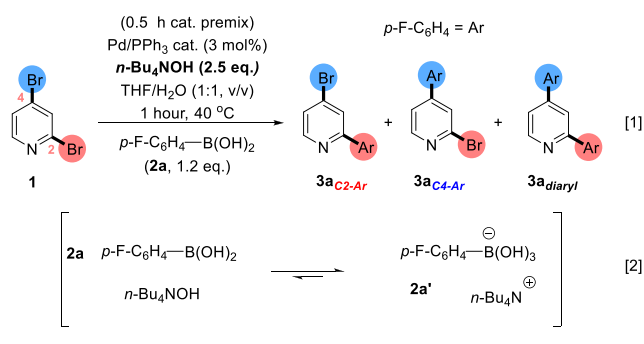
In this paper we examine the behavior of Pd₃-type cluster and Pd nanoparticle catalysts that derive from Pd(OAc)₂/nPPh₃ precatalyst systems under working reaction conditions. Varying the number of PPh₃ ligands (relative to Pd) enables us to switch between higher order Pd_n catalysis and mononuclear Pd₁ catalysis. This has an impact on switching regioselectivity—the *reaction outcome*—from typical C2 to atypical C4, in 2,4-dibromopyridine **1** cross-couplings with either organoboronic acids **2** (SMCC reactions) or Grignard reagents **5** (Kumada–Corriu type reactions). The activity of PdNPs is modulated by additive stabilizing salts, which proved to be critical in switching catalyst site-selectivity. While PdNPs are established cross-coupling catalysts, this is the first time that site-selectivity in a dihalogenated heteroarene has been reversed through exploitation of conditions that facilitate the *in operando* (under working reaction conditions) generation of Pd nanoparticles.

RESULTS AND DISCUSSION

A benchmark SMCC test reaction [1] is shown in Scheme 2, involving 2,4-dibromopyridine **1** and *p*-fluorophenyl boronic acid **2a** to give three products: **3a**_{C2-Ar}, **3a**_{C4-Ar}, and **3a**_{diaryl}. The calculated bond dissociation energies for the C₂-Br and C₄-Br bonds in **1** were calculated to be 63.3 and 66.9 kcal mol⁻¹ respectively (determined by Density Functional Theory calculations using the B3LYP/DGTZVP level of theory), which indicate that the C₂-Br bond is weaker than the C₄-Br bond, mirroring the expected typical site for functionalization.

The reaction conditions described in Scheme 2 [1] are drawn from our earlier studies,³² informed by the work of Jutand et al.³⁹ The reaction conditions benefit from being homogeneous (THF/H₂O/[*n*-Bu₄N]OH base at 40 °C, with a ratio of THF:H₂O of 1:1). The high basicity ensures that the dominant boron species present in solution is the aryl boronate species **2a'**, stabilized by an *n*Bu₄N⁺ cation [2].^{40a,b} We anticipated the importance of this in terms of exploiting site-selectivity changes brought about by Pd catalyst speciation, under varying Pd/ligand ratios. Consistent with the findings reported by Cid,⁷ our reaction conditions employing Pd-(PPh₃)₄ as the catalyst, gave rise to typical C2 site-selectivity at **1** although conversion was low at 40 °C. The latter finding parallels the low reactivity of 2-bromopyridine under identical conditions (i.e., the presence of higher PPh₃ equivalents results in lower catalyst efficacy).³²

Scheme 2. Benchmark SMCC of **1 with *p*-Fluorophenylboronic Acid **2a** To Give Typical Product **3a**_{C2-Ar}, Atypical Product **3a**_{C4-Ar}, and Diarylated Product **3a**_{diaryl} [1]; the Proposed Equilibrium for **2a** and *n*-Bu₄NOH, Which Is Expected to Lie to the Right-Hand Side Is Shown in [2]**



C2-selectivity was also observed when employing Pd₂(dba)₃·CHCl₃ (ca. 93% purity)⁴¹ with 2 or 4 equiv of PPh₃ under the identical conditions {forming Pd⁰(dba)_{3-n}/(PPh₃)_n where *n* = 1 or 2}. Significant differences in catalyst efficacy were revealed using Pd₃(OAc)₆/PPh₃ precatalyst ratios, hereafter referred to as Pd(OAc)₂/*n*PPh₃ (where *n* = 0.5 to 4) under conditions as summarized in Scheme 2. For each catalytic regime, the conversion of **1** to products **3a**_{C2-Ar}, **3a**_{C4-Ar}, and **3a**_{diaryl} is given in Figure 1 (note that competing homocoupling reactions/protodebromination or protodeborylation were not observable).

For the Pd(OAc)₂/*n*PPh₃ ratios of 1:3 or 1:4, C2-site selectivity was observed, giving **3a**_{C2-Ar} as the major product, an outcome consistent with that observed, including lower product conversions, for the ubiquitous Pd⁰(PPh₃)₄ catalyst system. It is well established that Pd⁰(PPh₃)_n species (where *n*

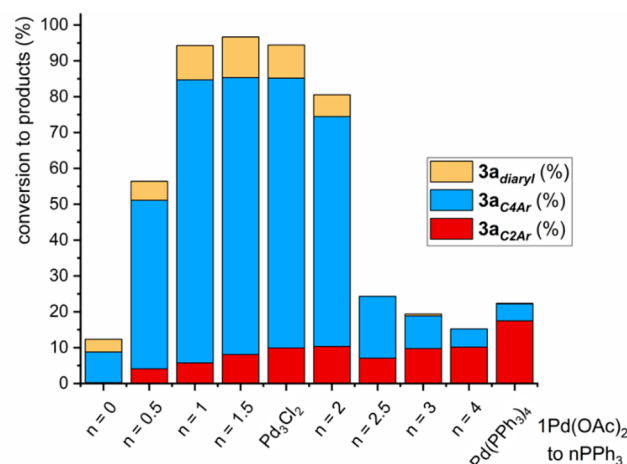


Figure 1. Summarizing Pd catalyst efficacy under different precatalytic Pd:PPh₃ regimes, showing reaction conversions of which product selectivities for the SMCC (Scheme 2) of **1 with *p*-fluorophenylboronic acid **2a** to give typical product **3a**_{C2-Ar}, and atypical product **3a**_{C4-Ar} and bis-arylated product **3a**_{diaryl}.**

= 2 or 3), and/or anionic derivatives, are formed from the Pd(OAc)₂/*n*PPh₃ ratios of 1:3 or 1:4, respectively.^{32,42–45}

Altering the Pd(OAc)₂/*n*PPh₃ ratio to *n* = 2.5 results in a switch in site-selectivity to the atypical **3a**_{C4-Ar} product. Concomitant with this switch in site-selectivity is an increase in substrate **1** conversion, an outcome particularly evident on lowering *n*PPh₃ in the system to *n* < 2. The highest catalyst efficacy and C4-site selectivity are seen for Pd(OAc)₂/*n*PPh₃, in a 1:1 or 1:1.5 ratio. Of particular note is the activity observed for the [Pd₃(μ-Cl)(μ-PPh₂)₂(PPh₃)₃]Cl cluster precatalyst (referred to as ‘Pd₃Cl₂’ in Figure 1). This latter finding correlates with the Pd/P ratio in the Pd₃Cl₂ cluster which contains three donating PPh₃ ligands (1 PPh₃ per Pd) and two pseudohalogen-like anionic PPh₂ ligands (the average oxidation state per Pd being 4/3). Where *n* = 0, thus under an exogenous phosphine ligand-free regime, the reactivity drops off significantly, although overall **3a**_{C4-Ar} product selectivity is maintained. Hence, under our SMCC conditions, merely changing the Pd(OAc)₂/*n*PPh₃ ratio results in a switch in site-selectivity and catalyst efficacy, with markedly increased reaction conversions and higher selectivity for the atypical **3a**_{C4-Ar} product.

With the knowledge that Pd(OAc)₂ and 1 equiv of PPh₃ provided increased C4-site selectivity in SMCC reactions of **1**, we investigated whether other aspects of the conditions contributed to the atypical site-selectivities (Scheme 3) of **1** with *p*-anisylboronic acid (**2b**), which gave overall **3b**_{C4-Ar} selectivity under “benchmark” conditions (entry 1, Table 1).

Scheme 3. Testing Additive and Base Effects for the SMCC between **1 and **2b****

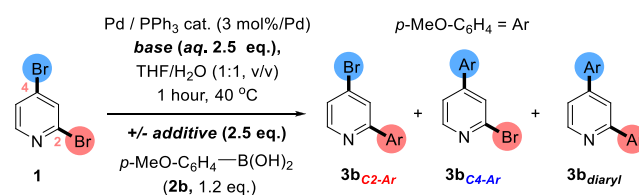


Table 1. Modifying the Base and Additives in the SMCC Reaction between 1 and 2b (Scheme 3)

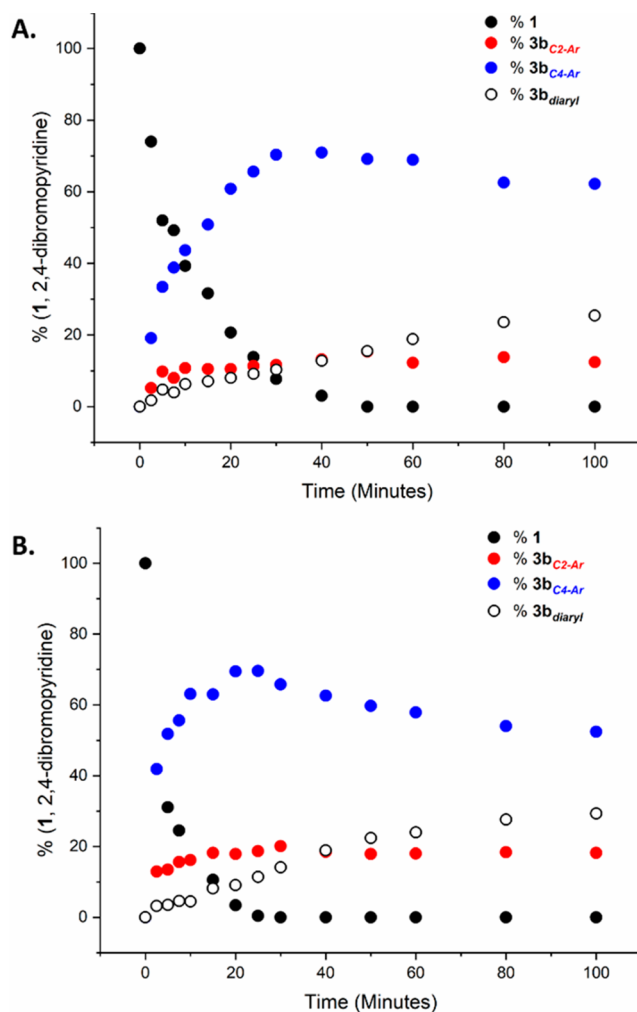
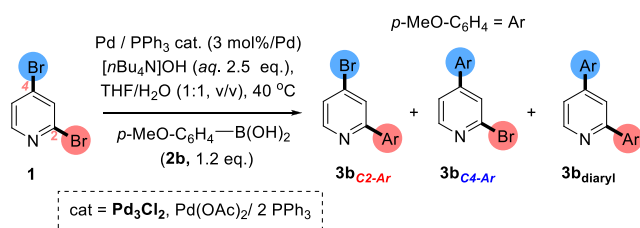
Precatalyst	Entry	Base	Additive	Conv (%) ^a	3b _{C₂-Ar} :3b _{C₄-Ar} :3b _{diaryl}	
					aryl	
Pd(OAc) ₂ / 1PPh ₃	1	<i>n</i> -Bu ₄ NOH	none	100	10:70:20	
	2	KOH	none	89	26:46:28	
	3	KOH	<i>n</i> -Bu ₄ NBr	88	3:70:26	
Pd(OAc) ₂ / 2PPh ₃	4	<i>n</i> -Bu ₄ NOH	none	100	18:58:24	
	5	KOH	<i>n</i> -Bu ₄ NBr	100	8:79:13	
Pd ₃ Cl ₂	6	<i>n</i> -Bu ₄ NOH	none	100	15:69:16	
	7	KOH	none	92	38:38:24	
	8	KOH	<i>n</i> -Bu ₄ NBr	94	9:82:10	
	9	KOH	<i>n</i> -Oct ₄ NBr	100	7:90:3	

^aDetermined by ¹H NMR analysis of the crude reaction mixture, after 1 h.

Using KOH (aq.) as the base in place of *n*-Bu₄NOH (aq.) (entry 2, Table 1) resulted in a marginal reduction in conversion but, more strikingly, a marked reduction in site-selectivity, as exemplified by the reduced 3b_{C₄-Ar}:3b_{C₂-Ar} ratio when using a Pd(OAc)₂/1PPh₃ catalytic system. This observation indicated the cation of the base, *n*-Bu₄NOH(aq.), as a critical factor in the higher site-selectivities observed. Indeed, employing KOH (aq.) base alongside an *n*-Bu₄NBr additive increased the 3b_{C₄-Ar}:3b_{C₂-Ar} site-selectivity at the expense of relatively higher amounts of 3b_{diaryl} (entry 3, Table 1). Cations have been shown to be able to influence SMCC reaction rates, principally the transmetalation step,^{39,46–48} but to our knowledge this is the first example of such a cation affecting the site-selectivity outcome of a cross-coupling reaction involving a dihalogenated heteroarene. Using a Pd(OAc)₂/2PPh₃ catalytic system alongside a KOH (aq.)/*n*-Bu₄NBr base system similarly boosted C4 selectivity (entries 4 and 5, Table 1). Analogous observations were made employing catalytic Pd₃Cl₂ (entries 6–9, Table 1). Arguably the best outcome in terms of global 3b_{C₄-Ar} product selectivity was obtained using Pd(OAc)₂/2PPh₃ or Pd₃Cl₂ along with KOH/*n*-Bu₄NBr (entries 3 and 5 respectively). Switching to the longer-chain quaternary ammonium salt *n*-octylammonium bromide (*n*-Oct₄NBr) in place of *n*-Bu₄NBr gave the highest product selectivity for 3b_{C₄-Ar} (entry 9, Table 1).

An assay was designed to track the product evolution of 3b_{C₄-Ar}, 3b_{C₂-Ar} and 3b_{diaryl} products over time in the SMCC reaction between 1 and *p*-anisylboronic acid 2b, enabled by the Pd(OAc)₂/2PPh₃ and Pd₃Cl₂ catalyst systems and an *n*-Bu₄NOH(aq.) base (Scheme 4, Graphs A and B Figure 2).

Graphs A and B (Figure 2) show that employing Pd₃Cl₂ or Pd(OAc)₂/2PPh₃ as a precatalytic system resulted in broadly

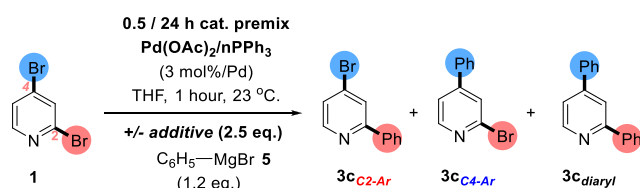
Scheme 4. Conditions, Reagents, and Catalysts Used for Kinetic Product Distribution Analysis in SMCC Reactions of 1**Figure 2. Product distribution of 3b_{C₄-Ar}, 3b_{C₂-Ar} and 3b_{diaryl} as functions of time in the SMCC reaction between 1 and 2b. Using (A) Pd₃Cl₂ and (B) Pd(OAc)₂/2PPh₃ as the precatalyst.**

comparable overall reactivities with time. In both cases 3b_{C₄-Ar} was the predominant product, the quantity of which reached a maximum conversion at approximately 35 and 25 min for Pd₃Cl₂ and Pd(OAc)₂/2PPh₃, respectively. After this time, 3b_{C₄-Ar} was slowly converted into 3b_{diaryl} while the amount of 3b_{C₂-Ar} remained approximately constant. This study indicated that, with the Pd loading fixed at 3 mol %, the Pd(OAc)₂/2PPh₃ catalyst is marginally more efficacious than Pd₃Cl₂, accounting for the increased 3b_{diaryl} conversion observed with Pd(OAc)₂/2PPh₃, compared with Pd₃Cl₂ in Table 1.

Given our observations on the importance of the Pd/PPh₃ ratio and aliphatic cation *n*-Bu₄N⁺ as necessary requirements for atypical 3b_{C₄-Ar} site-selectivity in SMCCs, it was decided to assess whether such effects emerge in the Kumada cross-coupling of 1 with phenylmagnesium bromide (5) forming 3c_{C₄-Ar}, 3c_{C₂-Ar} and 3c_{diaryl} (Scheme 5).

The Pd(OAc)₂/*n*PPh₃ ratio and catalyst prestir time (in THF) were altered, with reactions being run in the presence and absence of *n*-Oct₄NBr, enabling conversions of 1 and selectivity changes to monoarylated products: 3c_{C₄-Ar} and 3c_{C₂-Ar} to be fully assessed (Table 2).

In the absence of *n*-Oct₄NBr, high selectivity for the 3c_{C₂-Ar} product was observed (entries 2–4, Table 2). Selectivity for 3c_{C₂-Ar} remained, albeit diminishing, when the catalyst prestir

Scheme 5. Conditions for the Kumada Cross-Coupling of 1 with Phenylmagnesium Bromide 5^a


^aVariables changed are highlighted in bold.

time was extended to 24 h (entry 5, Table 2). Employing *n*-Oct₄NBr instigated a switch in site-selectivity favoring **3c_{C4-Ar}** as the major product, thus mirroring the requirement for a quaternary ammonium salt observed for C4-site-selectivity in the SMCC regime *vide supra*.

Lengthening the prestir time to 24 h resulted in a moderate increase in **3c_{C4-Ar}**:**3c_{C2-Ar}** site-selectivity from 3.2:1 to 5.1:1, accompanied by an increase in conversion. The outcome provides an indication that an active and selective Pd catalyst species was generated during this time. The catalyst, generated from Pd(OAc)₂ and 4PPh₃, prestirred alongside *n*-Oct₄NBr (0.5 h, THF), led to **3c_{C2-Ar}** product selectivity, confirming the dual requirement of a high Pd:P ratio as well as an additive salt for overall **3c_{C4-Ar}** selectivity under the specified conditions.

To gain insight into the mechanistic dichotomy in site-selectivity seen for **1**, the effect of *para*-aromatic substituents on reaction conversion and site-selectivity was assessed in the SMCC reactions employing appropriate substituted arylboronic acids (Figure 3 and Scheme 6).

The model SMCC reaction was carried out with a series of *para* Z-substituents to determine whether an electronic contribution influenced the overall site-selectivity, in selecting the C₂-Br or C₄-Br bonds in **1**. Three different precatalytic systems were employed for this part of the study: first, Pd₂(dba)₃·CHCl₃ (~93% purity) with 2 PPh₃, which proved to be an effective **3c_{C2-Ar}** site-selective catalyst under the conditions. Second, the **3c_{C4-Ar}** site-selective catalyst systems, namely Pd₃Cl₂ cluster and Pd(OAc)₂/1PPh₃, were assessed (Figure 3).

An important observation from this series of experiments is that the greater the electron-withdrawing capacity of the Z-substituent, the higher the selectivity for the atypical **3c_{C4-Ar}** product. Concomitant with these observations was lower overall product conversions, indicating that the transmetalation step as rate-determining or that, in some form, the Z-substituent influences reaction site-selectivity involving **1**.

Taking the Pd₂(dba)₃·CHCl₃/2PPh₃ catalyst system (Figure 3A), the most active aryl boronic acid is *para*-anisylboronic acid **2b**, affording high selectivity for **3b_{C2-Ar}**, although competing **3b_{diaryl}** is apparent. Similar behavior was noted for *para*-methyl phenylboronic acid **2d** and phenylboronic acid **2e**.

The response of the Pd₃Cl₂ cluster catalyst to changes in the *para* Z-substituents of the phenylboronic acids is predictable, in that high selectivity for the **3c_{C4-Ar}** products were recorded (Figure 3B). A similar but more subtle response is seen for the Pd(OAc)₂/1PPh₃ catalyst system (Figure 3C).

A plot of ΔΔG[‡] against σ_p reveals the reaction sensitivity to the phenylboronic acid *para*-substituent Z (Figure 4). One sees that Pd₃Cl₂ cluster and Pd(OAc)₂/1PPh₃ catalyst systems behave quite differently to Pd₂(dba)₃·CHCl₃/2PPh₃. The magnitude for the gradient (~0.24) for the latter catalyst system is in-keeping with the presumption that the aryl boronic acid substituent ought not to affect site-selectivity in **1**, as oxidative addition occurs prior to transmetalation for mononuclear Pd catalysts. However, larger gradients are seen for the Pd₃Cl₂ cluster (~0.77) and Pd(OAc)₂/1PPh₃ (~0.48), providing evidence that these catalyst systems behave in a similar manner.

Given the response of the SMCC reactions of 2,4-dibromopyridine **1** toward the ubiquitous ligand PPh₃, we decided to screen other widely used phosphorus-containing ligands (Scheme 7, Figure 5). We tested catalyst mixtures with Pd(OAc)₂/ligand ratios of 1:2 in the reaction of **1** with phenylboronic acid **2c** to give products **3c_{C2-Br}**, **3c_{C4-Br}**, and **3c_{diaryl}**. Based on consumption of **1** we see low conversions to the monoarylated products, albeit with a bias toward **3c_{C4-Ar}**. However, the dominant product is **3c_{diaryl}** resulting from diarylation.

POST-RATIONALIZATION AND FURTHER ANALYSIS

The important take-home message from the examples presented thus far is that a switch in site-selectivity for the **3c_{C4-Ar}** product in SMCC and Kumada cross-coupling reactions occurs when a quaternary ammonium salt *n*-R₄NX (R = butyl or octyl, X = Br⁻ or HO⁻) is employed alongside a low catalytic equivalence of *n*PPh₃ per Pd(OAc)₂ (where 0.5 < *n* ≤ 2.5 in the case of the SMCC reaction). The results point to the existence of different mechanisms being available to Pd, as the Pd(OAc)₂/*n*PPh₃ ratios are changed; i.e., the Pd catalyst speciation is different, which is in-keeping with our earlier studies.³² The higher C2 site-selectivity for **3c_{C2-Ar}** using higher equivalences of PPh₃ relative to Pd mirrors that reported by Cid et al.⁷ using a Pd⁰(PPh₃)₄ catalyst which is closely related

Table 2. Changes in Conversion of 1 and Product Site-Selectivity Outcomes, upon Changing Reaction Variables in Kumada Cross-Couplings (Scheme 5)

Entry	Pd(OAc) ₂ : <i>n</i> PPh ₃	Catalyst prestir time (h)	<i>n</i> -Oct ₄ NBr	Conv (%) ^a	3c_{C2Ar} : 3c_{C4Ar} : 3c_{diaryl} ^a
1	No cat.	0.5	—	0	N/A
2	1:4	0.5	—	100	83:0:17
3	1:2	0.5	—	100	91:3:6
4	1:1	0.5	—	99	84:6:9
5	1:1	24	—	85	80:11:8
6	1:1	0.5	+	83	21:68:12
7	1:1	24	+	96	15:77:8
8	1:4	0.5	+	96	67:26:7

^aDetermined by ¹H NMR of the crude reaction mixture after 1 h.

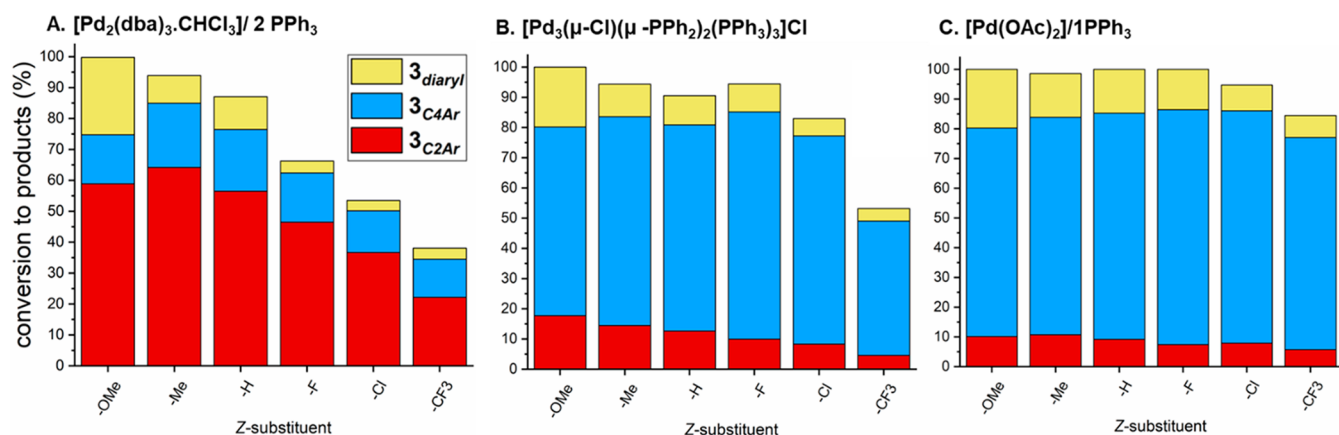
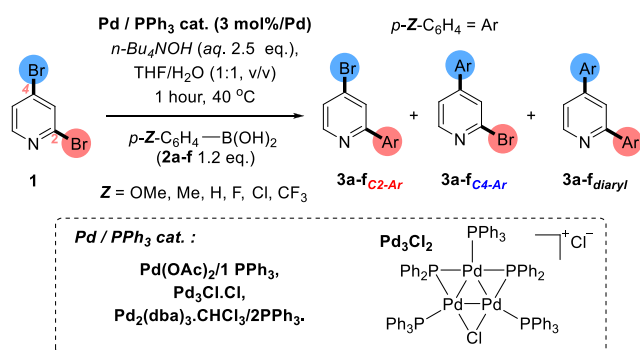


Figure 3. Effect of product selectivities in SMCC reactions as a function of catalyst system employed and *para*-substituent on the phenylboronic acid substrate. (A) Using Pd₂(dba)₃·CHCl₃/2PPh₃, (B) Pd₃Cl₂, (C) Pd(OAc)₂/1PPh₃.

Scheme 6. Conditions, Reagents, and Catalysts Used for *para*-Substituent Analysis of Site-Selective SMCC Reactions at 1



^aDetermined by ¹H NMR analysis of the crude reaction mixture, after 1 h.

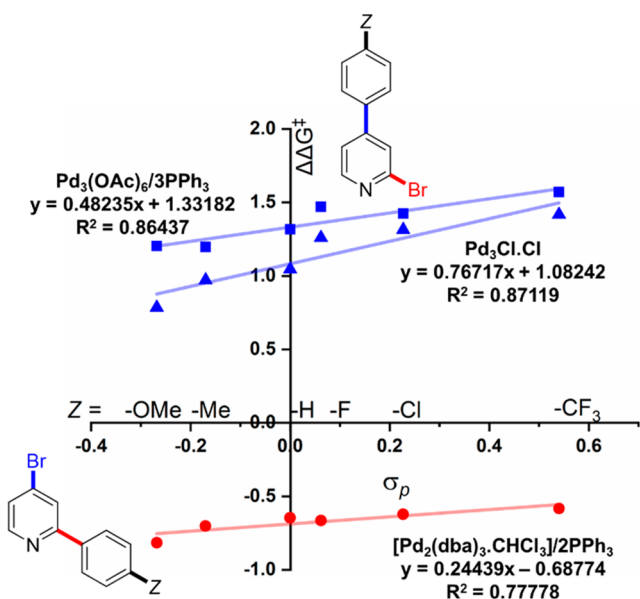


Figure 4. Plot of $\Delta\Delta G^\ddagger$ against σ_p for *para*-substituent changes in SMCC reactions of 1 with *p*-Z-C₆H₄-B(OH)₂ (2a-f).

to the [Pd⁰(PPh₃)_{*n*}(OAc)]⁻ active species that arises from Pd(OAc)₂/≥3 PPh₃.^{32,42-45} Indeed, in our study, in line with

Scheme 7. Conditions and Reagents Used for Determining the Effects of a Variety of P-Ligands on Site-Selective SMCC Reactions at 1

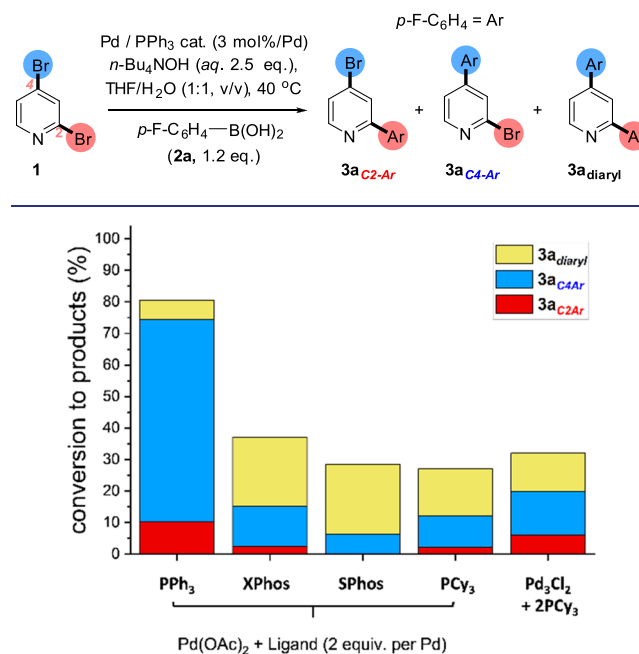


Figure 5. Performance of phosphorus-containing Pd precatalysts systems in site-selective Suzuki–Miyaura cross-coupling of 1.

observations by Cid et al.,⁷ we found that the direct reaction of 1 with Pd⁰(PPh₃)₄ in toluene at 23 °C (Figure 6) gave the C2-oxidative addition product OA_{C2-Br} as the major regioisomer (OA_{C2-Br}/OA_{C4-Br} ≈ 25:1 by ³¹P NMR spectral analysis of a crude reaction mixture).

The major regioisomer OA_{C2-Br} was characterized by X-ray diffraction analysis (corroborated by NMR spectroscopic analysis of the single crystal analyzed by X-ray diffraction). Cid et al. characterized the dinuclear Pd complex, OA_{C2-Br}-dinuc (Figure 6), resulting from loss of PPh₃ from OA_{C2-Br} and subsequent dimerization of the putative 14-electron Pd^{II} species. These results indicate that oxidative addition of Pd⁰(PPh₃)_{*n*} (*n* = 2 or 3) is the starting point for the SMCC of 1 when Pd⁰(PPh₃)₄ or Pd(OAc)₂/≥3PPh₃ is used as the precatalyst system, accounting for the overall C2 site-selectivity

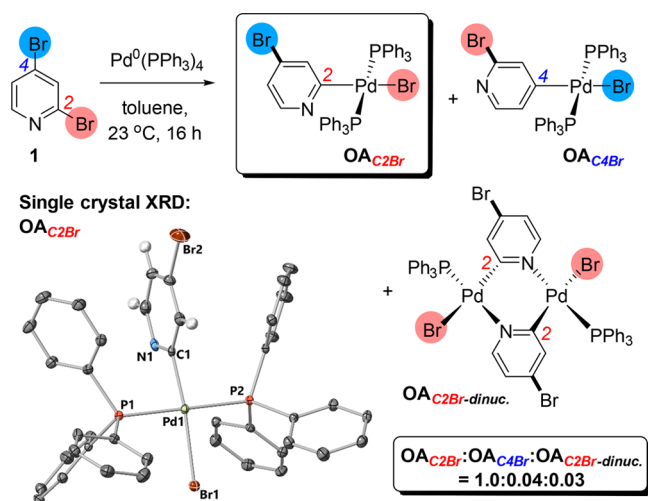


Figure 6. Confirmation of mechanistic reasoning for $\text{C}_2\text{-Br}$ site-selectivity in the reaction of $\text{Pd}^0(\text{PPh}_3)_4$ with **1** at $23\text{ }^\circ\text{C}$.

observed in our study, in addition to the previously reported cross-coupling reactions involving **1**.^{7,8}

Further experiments however showed that by stirring a solution of $\text{Pd}(\text{OAc})_2$ and 1 PPh_3 at $0\text{ }^\circ\text{C}$ for 5 min, layering of the solution with hexane and subsequent storage at $-18\text{ }^\circ\text{C}$ led to the growth of reddish-brown crystals. These have been confirmed by single crystal X-ray diffraction analysis to be the dinuclear Pd^{II} complex $[\text{Pd}^{\text{II}}(\mu_2\text{-OAc})(\kappa\text{-OAc})(\text{PPh}_3)_2]_2$ (**4**), containing bridging and terminal acetate groups, with one terminal PPh_3 ligand at each Pd center (Figure 7A). The structure of **4** was also confirmed by ^1H NMR spectroscopic analysis to be the major solution species formed immediately after mixing $\text{Pd}(\text{OAc})_2$ and 1 PPh_3 (diagnostic peaks for the acetoxy methyl group at δ_{H} 1.34 ppm) (Figure 7B). We did not see any evidence of low-ligated phosphine adducts of $\text{Pd}_3(\text{OAc})_6$.^{49,50} The broadness of the single methyl resonance (for the OAc ligands) suggests that the two acetate environments are in exchange at $25\text{ }^\circ\text{C}$, supported by the proximal relationship as indicated in the solid-state.

Complex **4** was originally reported by Wilkinson et al., who described it as unstable in the solid-state⁵¹—we concur with this description but were fortunate in being successful in obtaining a solid-state structure. Interestingly, the reactivity of **4** under (hydrogenative) reducing conditions has been investigated.^{52,53}

We further investigated the solution behavior of **4** in dry d_8 -THF at room temperature by ^{31}P NMR spectroscopic analysis (Figure 7C). Over time, a darkening of the solution was noted concomitant with the formation of multiple different phosphorus-containing species (Figure 7C. ii). While $\text{Pd}(\text{OAc})_2/2$ or $\geq 3\text{PPh}_3$ is known to reduce/activate at the expense of concomitant oxidation of PPh_3 via *trans*- $[\text{Pd}(\text{OAc})_2(\text{PPh}_3)_2]$, in this case, $\text{O}=\text{PPh}_3$ was only observed as a minor byproduct of the process. ^1H NMR spectroscopic analysis of the post reaction solution indicated that Ac_2O formed as a major byproduct, alongside AcOH , in a 1:3 ratio, respectively. This observation points toward **4** facilitating a different mechanism for activation of $\text{Pd}(\text{OAc})_2$ in the presence of 1 equiv of PPh_3 , when compared with *trans*- $[\text{Pd}(\text{OAc})_2(\text{PPh}_3)_2]$.^{32,42–45} TEM analysis of the decomposed solution of **4** (after overnight reaction at room temperature) demonstrated the presence of large, spherical Pd particles

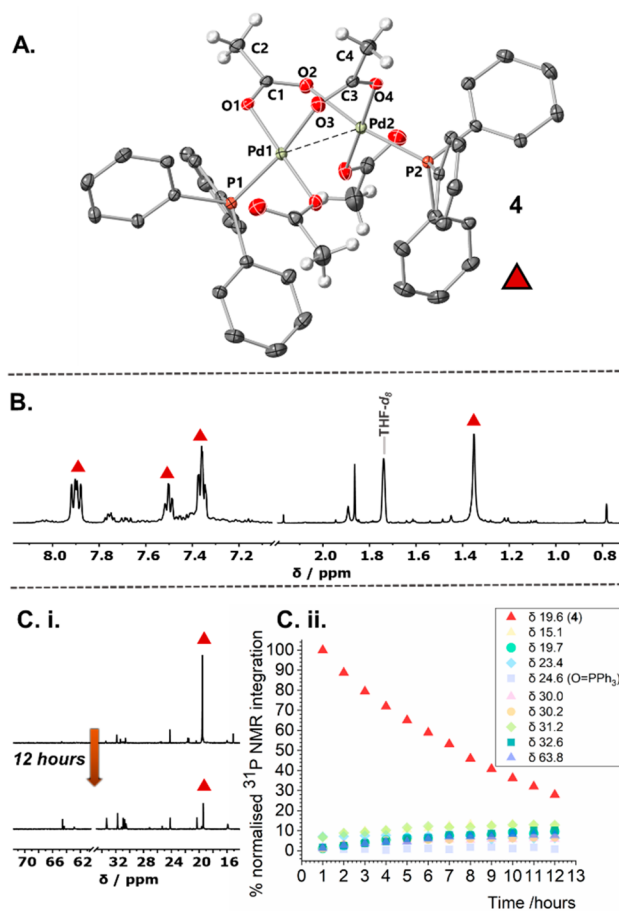
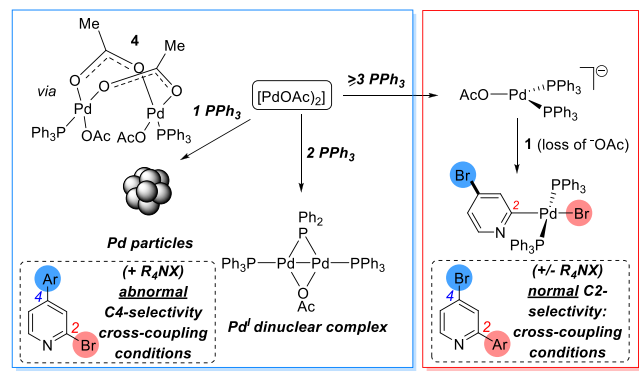


Figure 7. Analysis of the $\text{THF-}d_8$ solution arising from the mixture of $\text{Pd}(\text{OAc})_2/1\text{PPh}_3$. (A) XRD structure of a single crystal of **4** is shown (selected atoms). (B) ^1H NMR analysis, confirming solution presence of **4** ca. 10 min after mixing at $25\text{ }^\circ\text{C}$. (C. i. and ii.) ^{31}P NMR spectral data and reaction speciation, showing the decay of **4** and growth of multiple P-containing species over 12 h, $25\text{ }^\circ\text{C}$.

(micron-sized).³² When $\text{Pd}(\text{OAc})_2$ was similarly treated with 2PPh_3 at room temperature, a dinuclear Pd^{I} species was found to be transiently stable in THF. The observation that optimal catalyst activity and selectivity occur when relatively low precatalytic ratios of PPh_3 to $\text{Pd}(\text{OAc})_2$ are employed, i.e. enabling formation of aggregated Pd clusters and particles, strongly correlates with the observed reactivity and selectivity involving cross-coupling reactions of **1**, in keeping with differences in reactivity seen for the related 2-bromopyridine substrate.³² Scheme 8 summarizes our overall findings, linking catalyst speciation under differing $\text{Pd}(\text{OAc})_2/n\text{PPh}_3$ regimes.

In addition to the Pd/P ratio, a key requirement for high $3_{\text{C}4\text{-Ar}}$ selectivity is the presence of a quaternary ammonium salt R_4NX ($\text{R} = n\text{-butyl}$ or $n\text{-octyl}$, $\text{X} = \text{Br}^-$, OH^-). The latter requires further comment and experimental corroboration, as there is a wealth of literature that explores the stabilization of highly active anionic PdNP catalyst species by salts. Dupont et al. reported that catalytic Pd particles, generated by *in situ* reductive activation of a palladacyclic compound, could be stabilized by imidazolium salts for applications in Heck coupling.⁵⁴ The immediate electropositive outer layer of a metal nanoparticle can be stabilized by anions, the sterics and basicity of which influence PdNP stability.^{55,56} In a regime analogous to the electrical double layer, the anionic layer can in turn be stabilized by a layer of cations. Astruc et al. explored

Scheme 8. Dichotomy in Site-Selectivity at 1: Different Pd Species Arising from Different Ratios of Pd(OAc)₂/nPPH₃ Result in Different Cross-Coupling Selectivities under Cross-Coupling Conditions



this *electrosteric stabilization* in the design of bespoke architectures for the stabilization of PdNPs.^{57,58} This valuable prior knowledge underpins our hypothesis that *electrosteric stabilization* of PdNPs is critical to the site-selectivity switch seen in the cross-coupling reactions of **1**. Thus, stabilized PdNPs, formed *in situ* from either precatalysts Pd(OAc)₂ and 1PPh₃ or Pd₃Cl₂ by additive or *in situ* generated salts, are the catalyst species responsible for this atypical selectivity and relatively high activity, compared to that of the dominant mononuclear catalytic species generated from Pd(OAc)₂ and ≥3PPh₃, Pd(PPh₃)₄, or Pd₂(dba)₃·CHCl₃/2PPh₃.

We have tested our hypothesis further and shown that a trisimidazolium tribromide salt can effectively stabilize PdNPs enabling a marked rise in site-selectivity at **1**, exhibiting a **3b**_{C4-Ar}:**3b**_{C2-Ar} ratio of 17.6:1, with a relatively low formation of **3b**_{diaryl} product (see Supporting Information (SI) for further details).

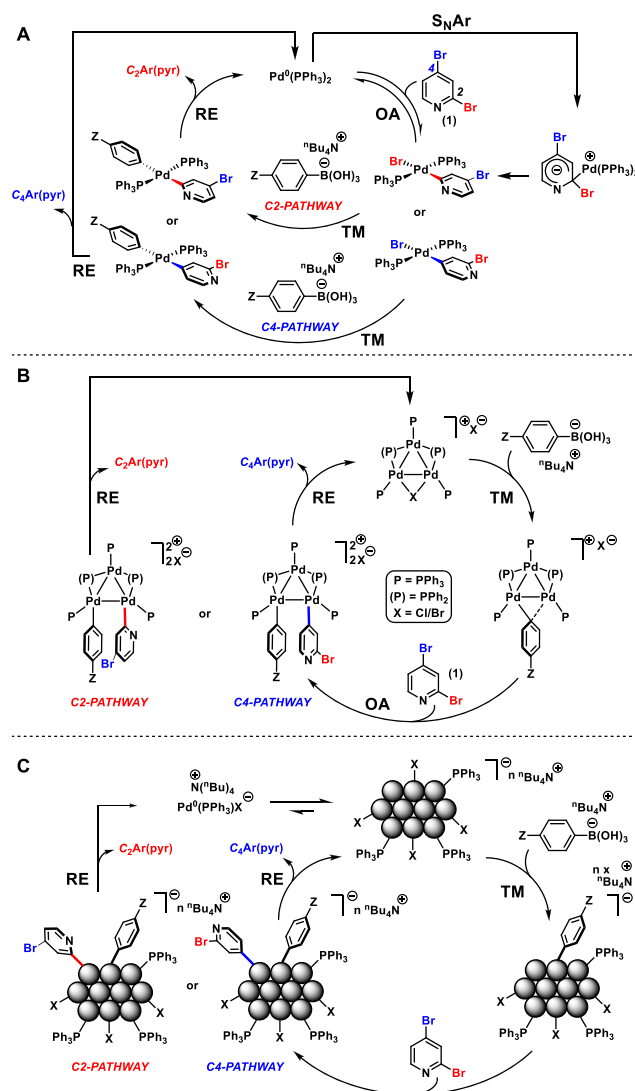
The notion that changes to Pd catalyst speciation might result in different chemoselectivities has been reported by Schoenebeck et al., elaborating on earlier findings by Fu et al.^{14,16,59} They rationalized that cross-coupling selectivities at 4-chlorophenyl triflate occurred at the C–Cl site in reactions catalyzed by [Pd⁰(L)₁] and the C–OTf side in reactions catalyzed by the analogous [Pd⁰(X)(L)][−] complex (where X = an anion present in the system, L = PtBu₃). In this case, however, both active catalysts were proposed to be mononuclear Pd⁰ ligated species (based on experimental and computational evidence). Indeed, subsequent work used 4-chlorophenyl triflate as a probe to differentiate between mechanisms arising from a dinuclear Pd^I precatalyst.⁶⁰ Our work has similarly shown two different mechanisms for the activation of different sites of the dibrominated heterocycle **1**. However, in the case of selectivity for the C4 position, under the reaction conditions that we have identified, it is highly unlikely that such mononuclear Pd⁰ species can be present, an assertion based on what is known about Pd speciation as the Pd(OAc)₂/nPPH₃ ratio is altered (*vide supra*).³²

Finally, the synthetic utility of the Pd₃(OAc)₆/3PPh₃ catalytic system was demonstrated in the synthesis of a novel 2,4-disubstituted pyridine by successive C4-selective arylation by an SMCC reaction at **1**, followed by an Ullman etherification⁶¹ at its C2-position (see SI for further details).

MECHANISTIC HYPOTHESES

Given that such profound site-selectivity changes are seen for cross-couplings of 2,4-dibromopyridine **1**, on changing Pd catalyst speciation in the presence of stabilizing salt additives, a discussion concerning the mechanistic implications is pertinent. If one assumes that only mononuclear Pd species are the relevant catalyst species (dependent on reaction conditions), then selection of the C₂–Br over C₄–Br bond occurs on activation of **1** by a Pd⁰(PPh₃)_n complex (where that *n* is typically ≥2).⁷ A neutral pathway is depicted in Scheme 9A. Here, the relative rates of oxidative addition would explain the typical site-selectivity for C₂–Br, presuming this step is irreversible and that the associated higher intrinsic electro-

Scheme 9. Mechanistic Hypotheses: (A) Catalytic Cycle Involving Mononuclear Pd Species, via Classical Pd Intermediates or Alternative Route Involving a S_NAr-Type Mechanism; (B) Catalyst Cycle Based on That Evidenced by Li et al.²⁹ Involving Pd₃ Cluster Species; (C) Proposed Involvement of Higher Order Pd Agglomerates (Note: Only Details of Key Steps Are Shown – *trans*–*cis* Isomerizations and Ligand Dissociation/Association Are Involved)⁴²



⁴²Note: (P) = PPh₂; P = PPh₃; X = anion, e.g. Br or OH.

philicity of this bond lowers the barrier to its activation. The case for this catalytic cycle has been made strongly elsewhere;⁷ however, oxidative addition must be reversible (in Scheme 9A) in order to account for our experimental observations. Switching site-selectivity from C₂-Br to C₄-Br, i.e. 3_{C₄-Ar} over 3_{C₂-Ar}, arguably requires a quite different ligand environment,^{14,59,60,62} or a complete change in mechanism. We have not shown anionic mononuclear Pd species here, but clearly in the presence of *n*-R₄NBr, such a pathway could be operative, with *n*-R₄N⁺ acting as the stabilizing cation.^{43,45,63}

Maes and Jutand et al.⁶⁴ have reported strong evidence for the existence of an S_NAr mechanism for the activation of 5-substituted-2-bromo-pyridines, which is therefore shown in A for the C₂-arylation pathway, important given the structural similarity to 1.

An alternative mechanism based on the strong experimental support reported by Li et al. “Pd₃ cluster” catalysis is shown in Scheme 9B.²⁹ In this case the Pd₃Cl₂ cluster catalyst, via formation of a Pd₃-hydroxo species, was proposed to activate the organoboron acid first, the adduct of which could then activate the aryl halide. Inversion of the oxidative addition/transmetalation steps could explain the higher than expected Z-substituent sensitivity in the site-selective SMCC reaction involving 1, particularly in the region where Pd₃ clusters/Pd nanoparticles are catalytically competent (Figure 3 and Figure 4).

A third scenario (Scheme 9C) highlights the potential role of Pd nanoparticles (agglomerates) in the activation of 1, in essence like the mechanism depicted in Scheme 9B. The Pd nanoparticles are shown ligated by PPh₃ and halide ligands, as it is established that such stabilizing surface interactions are important.^{65,66} In this case, an aryl boronate complex could be activated by the Pd nanoparticle surface, prior to oxidative addition of the C₄-Br bond of 1. The interaction of base and anionic aryl boron species at Pd nanoparticle surfaces has been proposed by El-Sayed et al.⁶⁷ Such a situation aligns with the Z-substituent effect (aryl boronic acid) on reaction efficacy and site-selectivity. The scenario also fits with the observed speciation arising from Pd(OAc)₂/1PPh₃ *vide supra*—the optimized catalyst system. There can be no doubt that the mechanistic complexity presented in Scheme 9 requires significant independent investigation. (We have embarked on computational studies (DFT) to support the mechanistic hypotheses described in Scheme 9. However, we are yet to obtain reasonable results, as the conformational flexibility in these large Pd₃Cl₂ cluster species, and related downstream intermediates, is high, leading to local energy minima. We selected to not simplify the Pd₃ structural models, as the ligand microenvironment surrounding these is clearly important in stabilization and in controlling how substrates approach the Pd centers and their activation.) We anticipate that specialist experimental methods (real-time fluorescence²⁶ and X-ray absorption spectroscopy^{24,25}) might reveal insight into the underlying catalyst speciation behavior and complexity.

CONCLUSIONS

In conclusion, our studies have shown that site-selective cross-couplings of 2,4-dibromopyridine 1 are affected by the type of catalyst system used and catalyst speciation that ultimately results under working reaction conditions. The observations are clear for both SMCC and Kumada cross-coupling reactions. We have confirmed that Pd(OAc)₂/≥3PPh₃, and related catalyst systems, enable typical C₂-selectivity. However,

for the Pd(OAc)₂/≤2PPh₃ catalytic system, atypical C₄-selectivity is seen, an outcome that is mirrored using the Pd₃Cl₂ cluster catalyst. The addition of a quaternary ammonium salt proved to be a critical additive for atypical C₄-selectivity, supporting the hypothesis that high site-selectivity is attributable to PdNPs formed *in situ*, for which the quaternary ammonium salt plays a stabilizing role. The hypothesis was supported using a bespoke tris-imidazolium tribromide salt, capable of stabilizing Pd nanoparticles.^{54,55,57} Addition of such a salt to the SMCC reaction system led to a significant increase in the C₄-selectivity. Our findings mark the first examples of site control of a dihalogenated heteroarene, switching between two halogens of the same type, while using the same Pd source [Pd₃(OAc)₆] and the same ligand type PPh₃. It underlines the importance of controlling precise metal–ligand ratios for optimal catalyst performance. Interestingly, in the context of site-selective SMCCs, Spivey et al.⁴ stated that “...caution must be applied when trying to rationalise switches in site-selectivities as a function of changes of conditions as the observed products may not arise from the ligated species expected.” We can now confirm that is the case, but that reaction outcomes can be controlled through understanding fundamental changes in Pd catalyst speciation.

More generally our study has demonstrated that the activity of well-established Pd catalyst mixtures can be very easily altered by small changes to the reaction conditions. We can recognize that understanding and controlling catalytic speciation may allow simple Pd catalytic precursors and simple inexpensive ligands (e.g., PPh₃) to exhibit unique properties in catalytic cross-coupling chemistries. Such an approach could be potentially exploited to avoid the use of expensive ligand architectures. Furthermore, our approach to understanding the Pd catalyst speciation may serve to complement understanding in other powerful site-selective cross-couplings.^{12,13,68–71}

ASSOCIATED CONTENT

Supporting Information

The Supporting Information is available free of charge at <https://pubs.acs.org/doi/10.1021/jacs.1c05294>.

Full procedures, compound characterization data, catalysis studies, and X-ray details (PDF)

Accession Codes

CCDC 2060853–2060856 contain the supplementary crystallographic data for this paper. These data can be obtained free of charge via www.ccdc.cam.ac.uk/data_request/cif, or by emailing data_request@ccdc.cam.ac.uk, or by contacting The Cambridge Crystallographic Data Centre, 12 Union Road, Cambridge CB2 1EZ, UK; fax: +44 1223 336033.

AUTHOR INFORMATION

Corresponding Author

Ian J. S. Fairlamb – Department of Chemistry, University of York, Heslington, York, North Yorkshire YO10 SDD, United Kingdom; orcid.org/0000-0002-7555-2761; Email: ian.fairlamb@york.ac.uk

Authors

Neil W. J. Scott – Department of Chemistry, University of York, Heslington, York, North Yorkshire YO10 SDD, United Kingdom
Mark J. Ford – Bayer AG, 40789 Monheim, Germany

Neda Jeddi – Department of Chemistry, University of York, Heslington, York, North Yorkshire YO10 SDD, United Kingdom

Anthony Eyles – Department of Chemistry, University of York, Heslington, York, North Yorkshire YO10 SDD, United Kingdom

Lauriane Simon – Department of Chemistry, University of York, Heslington, York, North Yorkshire YO10 SDD, United Kingdom

Adrian C. Whitwood – Department of Chemistry, University of York, Heslington, York, North Yorkshire YO10 SDD, United Kingdom; orcid.org/0000-0002-5132-5468

Theo Tanner – Department of Chemistry, University of York, Heslington, York, North Yorkshire YO10 SDD, United Kingdom

Charlotte E. Willans – School of Chemistry, University of Leeds, Leeds LS2 9JT, United Kingdom; orcid.org/0000-0003-0412-8821

Complete contact information is available at:
<https://pubs.acs.org/10.1021/jacs.1c05294>

Funding

The research was principally funded by Bayer AG (CropScience Division), supported by EPSRC grants (EP/K039660/1 and EP/R009406/1).

Notes

The authors declare no competing financial interest.

ACKNOWLEDGMENTS

The project was funded by Bayer AG (PhD studentship to NWJS). We thank the University of York for supporting NMR spectrometers & X-ray equipment, and EPSRC for NMR upgrades (EP/K039660/1). C.E.W. acknowledges EPSRC funding (EP/R009406/1). We gratefully acknowledge the efforts of Dr. Peter Karadakov (York) in conducting several exploratory DFT studies to explore our mechanistic hypotheses presented in Scheme 9, and Dr. J. M. Lynam for many discussions regarding this work. We acknowledge the X-ray Diffraction service in York for their valuable work (Dr. Sam Hart and Dr. Rachel Parker).

REFERENCES

- (1) Welsch, M. E.; Snyder, S. A.; Stockwell, B. R. Privileged scaffolds for library design and drug discovery. *Curr. Opin. Chem. Biol.* **2010**, *14*, 347–361.
- (2) Golding, W. A.; Pearce-Higgins, R.; Phipps, R. J. Site-Selective Cross-Coupling of Remotely Chlorides Enabled by Electrostatically Directed Palladium Catalysis. *J. Am. Chem. Soc.* **2018**, *140*, 13570–13574.
- (3) Fairlamb, I. J. S. Regioselective (site-selective) functionalization of unsaturated halogenated nitrogen, oxygen and sulfur heterocycles by Pd-catalysed cross-couplings and direct arylation processes. *Chem. Soc. Rev.* **2007**, *36*, 1036–1045.
- (4) Almond-Thynne, J.; Blakemore, D. C.; Pryde, D. C.; Spivey, A. C. Site-selective Suzuki-Miyaura coupling of heteroaryl halides - understanding the trends for pharmaceutically important classes. *Chem. Sci.* **2017**, *8*, 40–62.
- (5) Legault, C. Y.; Garcia, Y.; Merlic, C. A.; Houk, K. N. Origin of regioselectivity in palladium-catalyzed cross-coupling reactions of polyhalogenated heterocycles. *J. Am. Chem. Soc.* **2007**, *129*, 12664–12665.
- (6) Handy, S. T.; Zhang, Y. A simple guide for predicting regioselectivity in the coupling of polyhaloheteroaromatics. *Chem. Commun.* **2006**, 299–301.

(7) Sicre, C.; Alonso-Gómez, J. L.; Cid, M. M. Regioselectivity in alkenyl(aryl)-heteroaryl Suzuki cross-coupling reactions of 2,4-dibromopyridine. A synthetic and mechanistic study. *Tetrahedron* **2006**, *62*, 11063–11072.

(8) Zhou, Q.; Zhang, B.; Su, L.; Jiang, T.; Chen, R.; Du, T.; Ye, Y.; Shen, J.; Dai, G.; Han, D.; Jiang, H. Palladium-catalyzed highly regioselective 2-arylation of 2,x-dibromopyridines and its application in the efficient synthesis of a 17 β -HSD1 inhibitor. *Tetrahedron* **2013**, *69*, 10996–11003.

(9) Zhang, B.; Chen, R.; Jiang, H.; Zhou, Q.; Qiu, F.; Han, D.; Li, R.; Tang, W.; Zhong, A.; Zhang, J.; Yu, X. Palladium-catalyzed highly regioselective 2-alkynylation of 2,x-dihalopyridines. *Tetrahedron* **2016**, *72*, 2813–2817.

(10) Rao, M. L. N.; Dhanorkar, R. J. Triarylbi-muthanes as Threefold Aryl-Transfer Reagents in Regioselective Cross-Coupling Reactions with Bromopyridines and Quinolines. *Eur. J. Org. Chem.* **2014**, *2014*, 5214–5228.

(11) Fowler, J. M.; Britton, E.; Pask, C. M.; Willans, C. E.; Hardie, M. J. Cyclotrimeratrylene-tethered trinuclear palladium(II)-NHC complexes; reversal of site selectivity in Suzuki-Miyaura reactions. *Dalton Trans.* **2019**, *48*, 14687–14695.

(12) Dai, X.; Chen, Y.; Garrell, S.; Liu, H.; Zhang, L.-K.; Palani, A.; Hughes, G.; Nargund, R. Ligand-dependent site-selective Suzuki cross-coupling of 3,5-dichloropyridazines. *J. Org. Chem.* **2013**, *78*, 7758–7763.

(13) Yang, M.; Chen, J.; He, C.; Hu, X.; Ding, Y.; Kuang, Y.; Liu, J.; Huang, Q. Palladium-Catalyzed C-4 Selective Coupling of 2,4-Dichloropyridines and Synthesis of Pyridine-Based Dyes for Live-Cell Imaging. *J. Org. Chem.* **2020**, *85*, 6498–6508.

(14) Proutiere, F.; Schoenebeck, F. Solvent Effect on Palladium-Catalyzed Cross-Coupling Reactions and Implications on the Active Catalytic Species. *Angew. Chem., Int. Ed.* **2011**, *50*, 8192–8195.

(15) Keylor, M. H.; Niemeyer, Z. L.; Sigman, M. S.; Tan, K. L. Inverting Conventional Chemoselectivity in Pd-Catalyzed Amine Arylations with Multiply Halogenated Pyridines. *J. Am. Chem. Soc.* **2017**, *139*, 10613–10616.

(16) Schoenebeck, F.; Houk, K. N. Ligand-controlled regioselectivity in palladium-catalyzed cross coupling reactions. *J. Am. Chem. Soc.* **2010**, *132*, 2496–2497.

(17) Golding, W. A.; Schmitt, H. L.; Phipps, R. J. Systematic Variation of Ligand and Cation Parameters Enables Site-Selective C–C and C–N Cross-Coupling of Multiply Chlorinated Arenes through Substrate–Ligand Electrostatic Interactions. *J. Am. Chem. Soc.* **2020**, *142*, 21891–21898.

(18) Baumann, C. G.; De Ornellas, S.; Reeds, J. P.; Storr, T. E.; Williams, T. J.; Fairlamb, I. J. S. Formation and propagation of well-defined Pd nanoparticles (PdNPs) during C–H bond functionalization of heteroarenes: are nanoparticles a moribund form of Pd or an active catalytic species? *Tetrahedron* **2014**, *70*, 6174–6187.

(19) Hurst, E. C.; Wilson, K.; Fairlamb, I. J. S.; Chechik, V. N-Heterocyclic carbene coated metal nanoparticles. *New J. Chem.* **2009**, *33*, 1837–1840.

(20) Williams, T. J.; Reay, A. J.; Whitwood, A. C.; Fairlamb, I. J. S. A mild and selective Pd-mediated methodology for the synthesis of highly fluorescent 2-arylated tryptophans and tryptophan-containing peptides: a catalytic role for Pd⁰ nanoparticles? *Chem. Commun.* **2014**, *50*, 3052–3054.

(21) Reay, A. J.; Neumann, L. K.; Fairlamb, I. J. S. Catalyst Efficacy of Homogeneous and Heterogeneous Palladium Catalysts in the Direct Arylation of Common Heterocycles. *Synlett* **2016**, *27*, 1211–1216.

(22) Bray, J. T. W.; Ford, M. J.; Karadakov, P. B.; Whitwood, A. C.; Fairlamb, I. J. S. The critical role played by water in controlling Pd catalyst speciation in arylcyanation reactions. *React. Chem. Eng.* **2019**, *4*, 122–130.

(23) Reay, A. J.; Fairlamb, I. J. S. Catalytic C–H bond functionalisation chemistry: the case for quasi-heterogeneous catalysis. *Chem. Commun.* **2015**, *51*, 16289–16307.

- (24) Ellis, P. J.; Fairlamb, I. J. S.; Hackett, S. F. J.; Wilson, K.; Lee, A. F. Evidence for the Surface-Catalyzed Suzuki–Miyaura Reaction over Palladium Nanoparticles: An Operando XAS Study. *Angew. Chem., Int. Ed.* **2010**, *49*, 1820–1824.
- (25) Lee, A. F.; Ellis, P. J.; Fairlamb, I. J. S.; Wilson, K. Surface catalyzed Suzuki–Miyaura cross-coupling by Pd nanoparticles: an operando XAS study. *Dalton Trans.* **2010**, *39*, 10473–10482.
- (26) Costa, P.; Sandrin, D.; Scaiano, J. C. Real-time fluorescence imaging of a heterogeneously catalyzed Suzuki–Miyaura reaction. *Nat. Catal.* **2020**, *3*, 427–437.
- (27) Zhao, Y.; Du, L.; Li, H.; Xie, W.; Chen, J. Is the Suzuki–Miyaura Cross-Coupling Reaction in the Presence of Pd Nanoparticles Heterogeneously or Homogeneously Catalyzed? An Interfacial Surface-Enhanced Raman Spectroscopy Study. *J. Phys. Chem. Lett.* **2019**, *10*, 1286–1291.
- (28) Eremin, D. B.; Ananikov, V. P. Understanding active species in catalytic transformations: From molecular catalysis to nanoparticles, leaching, “Cocktails” of catalysts and dynamic systems. *Coord. Chem. Rev.* **2017**, *346*, 2–19.
- (29) Fu, F.; Xiang, J.; Cheng, H.; Cheng, L.; Chong, H.; Wang, S.; Li, P.; Wei, S.; Zhu, M.; Li, Y. A Robust and Efficient Pd₃ Cluster Catalyst for the Suzuki Reaction and Its Odd Mechanism. *ACS Catal.* **2017**, *7*, 1860–1867.
- (30) Coulson, D. R. Ready cleavage of triphenylphosphine. *Chem. Commun. (London)* **1968**, 1530–1531.
- (31) Dixon, K. R.; Rattray, A. D. Trinuclear palladium clusters: synthesis and phosphorus-31 nuclear magnetic resonance spectra of [Pd₃Cl(PPh₂)₂(PPh₃)₃][BF₄] and related complexes. *Inorg. Chem.* **1978**, *17*, 1099–1103.
- (32) Scott, N. W. J.; Ford, M. J.; Schotes, C.; Parker, R. R.; Whitwood, A. C.; Fairlamb, I. J. S. The ubiquitous cross-coupling catalyst system ‘Pd(OAc)₂/2PPh₃’ forms a unique dinuclear Pd complex: an important entry point into catalytically competent cyclic Pd₃ clusters. *Chem. Sci.* **2019**, *10*, 7898–7906.
- (33) Campos, J.; Nova, A.; Kolychev, E. L.; Aldridge, S. A Combined Experimental/Computational Study of the Mechanism of a Palladium-Catalyzed Bora–Negishi Reaction. *Chem. - Eur. J.* **2017**, *23*, 12655–12667.
- (34) Diehl, C. J.; Scattolin, T.; Englert, U.; Schoenebeck, F. C–I Selective Cross-Coupling Enabled by a Cationic Palladium Trimer. *Angew. Chem.* **2019**, *131*, 217–221.
- (35) Kalvet, I.; Magnin, G.; Schoenebeck, F. Rapid Room-Temperature, Chemoselective Csp²–Csp² Coupling of Poly(pseudo)-halogenated Arenes Enabled by Palladium(I) Catalysis in Air. *Angew. Chem., Int. Ed.* **2017**, *56*, 1581–1585.
- (36) Keaveney, S. T.; Kundu, G.; Schoenebeck, F. Modular Functionalization of Arenes in a Triply Selective Sequence: Rapid C(sp²) and C(sp³) Coupling of C–Br, C–OTf, and C–Cl Bonds Enabled by a Single Palladium(I) Dimer. *Angew. Chem., Int. Ed.* **2018**, *57*, 12573–12577.
- (37) Stambuli, J. P.; Kuwano, R.; Hartwig, J. F. Unparalleled rates for the activation of aryl chlorides and bromides: coupling with amines and boronic acids in minutes at room temperature. *Angew. Chem., Int. Ed.* **2002**, *41*, 4746–4748.
- (38) Fricke, C.; Sherborne, G.; Funes-Ardoiz, I.; Senol, E.; Guven, S.; Schoenebeck, F. Orthogonal Nanoparticle Catalysis with Organogermaniums. *Angew. Chem., Int. Ed.* **2019**, *58*, 17788–17795.
- (39) Amatore, C.; Jutand, A.; Le Duc, G. Mechanistic Origin of Antagonist Effects of Usual Anionic Bases (OH[−], CO₃^{2−}) as Modulated by their Counteranions (Na⁺, Cs⁺, K⁺) in Palladium-Catalyzed Suzuki–Miyaura Reactions. *Chem. - Eur. J.* **2012**, *18*, 6616–6625.
- (40) (a) Pagett, A. B.; Lloyd-Jones, G. C. Suzuki–Miyaura Cross-Coupling. In *Organic Reactions*; Denmark, S. E., Ed.; Wiley & Sons: New York, 2019; Vol. 100, pp 547–620. (b) Payard, P.-A.; Bohn, A.; Tocqueville, D.; Jaouadi, K.; Escoude, E.; Ajig, S.; Dethoor, A.; Gontard, G.; Perego, L. A.; Vitale, M.; Ciofini, I.; Wagschal, S.; Grimaud, L. Role of dppf Monoxide in the Transmetalation Step of the Suzuki–Miyaura Coupling Reaction. *Organometallics* **2021**, *40*, 1120–1128.
- (41) Zaleskiy, S. S.; Ananikov, V. P. Pd₂(dba)₃ as a Precursor of Soluble Metal Complexes and Nanoparticles: Determination of Palladium Active Species for Catalysis and Synthesis. *Organometallics* **2012**, *31*, 2302–2309.
- (42) Amatore, C.; Jutand, A.; M'Barki, M. A. Evidence of the Formation of Zerovalent Palladium from Pd(OAc)₂ and Triphenylphosphine. *Organometallics* **1992**, *11*, 3009–3013.
- (43) Amatore, C.; Carre, E.; Jutand, A.; M'Barki, M. A.; Meyer, G. Evidence for the Ligation of Palladium(0) Complexes by Acetate Ions: Consequences on the Mechanism of Their Oxidative Addition with Phenyl Iodide and PhPd(OAc)(PPh₃)₂ as Intermediate in the Heck Reaction. *Organometallics* **1995**, *14*, 5605–5614.
- (44) Amatore, C.; Carre, E.; Jutand, A.; M'Barki, M. A. Rates and Mechanism of the Formation of Zerovalent Palladium Complexes from Mixtures of Pd(OAc)₂ and Tertiary Phosphines and Their Reactivity in Oxidative Additions. *Organometallics* **1995**, *14*, 1818–1826.
- (45) Amatore, C.; Jutand, A. Anionic Pd(0) and Pd(II) intermediates in palladium-catalyzed Heck and cross-coupling reactions. *Acc. Chem. Res.* **2000**, *33*, 314–321.
- (46) Amatore, C.; Jutand, A.; Le Duc, G. Kinetic data for the transmetalation/reductive elimination in palladium-catalyzed Suzuki–Miyaura reactions: unexpected triple role of hydroxide ions used as base. *Chem. - Eur. J.* **2011**, *17*, 2492–2503.
- (47) Amatore, C.; Jutand, A.; Le Duc, G. The Triple Role of Fluoride Ions in Palladium-Catalyzed Suzuki–Miyaura Reactions: Unprecedented Transmetalation from [ArPdFL₂] Complexes. *Angew. Chem., Int. Ed.* **2012**, *51*, 1379–1382.
- (48) Amatore, C.; Le Duc, G.; Jutand, A. Mechanism of Palladium-Catalyzed Suzuki–Miyaura Reactions: Multiple and Antagonistic Roles of Anionic “Bases” and Their Counteranions. *Chem. - Eur. J.* **2013**, *19*, 10082–10093.
- (49) Vána, J.; Lang, J.; Šoltéssová, M.; Hanusek, J.; Růžička, A.; Sedlák, M.; Roithová, J. The role of trinuclear species in a palladium acetate/trifluoroacetic acid catalytic system. *Dalton Trans.* **2017**, *46*, 16269–16275.
- (50) Vána, J.; Hanusek, J.; Sedlák, M. Bi and trinuclear complexes in palladium carboxylate-assisted C–H activation reactions. *Dalton Trans.* **2018**, *47*, 1378–1382.
- (51) Stephenson, T. A.; Wilkinson, G. Acetato complexes of palladium(II). *J. Inorg. Nucl. Chem.* **1967**, *29*, 2122–2123.
- (52) Moiseev, I. I.; Stromnova, T. A.; Busygina, I. N.; Tihonova, N. Y.; Kozitsyna, N. Y.; Ellern, A. M.; Antipin, M. Y.; Struchkov, Y. T. Oxidation of bridging groups by carboxylate coordinated ligands in palladium clusters. *J. Cluster Sci.* **1992**, *3*, 411–421.
- (53) Berenblyum, A. S.; Knizhnik, A. G.; Mund, S. L.; Moiseev, I. I. Mechanism of the formation of palladium complexes serving as catalysts in hydrogenation reactions. *J. Organomet. Chem.* **1982**, *234*, 219–235.
- (54) Cassol, C. C.; Umpierre, A. P.; Machado, G.; Wolke, S. I.; Dupont, J. The role of Pd nanoparticles in ionic liquid in the Heck reaction. *J. Am. Chem. Soc.* **2005**, *127*, 3298–3299.
- (55) Özkar, S.; Finke, R. G. Nanocluster Formation and Stabilization Fundamental Studies: Ranking Commonly Employed Anionic Stabilizers via the Development, Then Application, of Five Comparative Criteria. *J. Am. Chem. Soc.* **2002**, *124*, 5796–5810.
- (56) Ornelas, C.; Ruiz, J.; Salmon, L.; Astruc, D. Sulphonated “Click” Dendrimer-Stabilized Palladium Nanoparticles as Highly Efficient Catalysts for Olefin Hydrogenation and Suzuki Coupling Reactions Under Ambient Conditions in Aqueous Media. *Adv. Synth. Catal.* **2008**, *350*, 837–845.
- (57) Deraedt, C.; Astruc, D. “Homeopathic” Palladium Nanoparticle Catalysis of Cross Carbon–Carbon Coupling Reactions. *Acc. Chem. Res.* **2014**, *47*, 494–503.
- (58) Chernyshev, V. M.; Khazipov, O. V.; Eremin, D. B.; Denisova, E. A.; Ananikov, V. P. Formation and stabilization of nanosized Pd particles in catalytic systems: Ionic nitrogen compounds as catalytic

promoters and stabilizers of nanoparticles. *Coord. Chem. Rev.* **2021**, *437*, 213860.

(59) Littke, A. F.; Dai, C.; Fu, G. C. Versatile Catalysts for the Suzuki Cross-Coupling of Arylboronic Acids with Aryl and Vinyl Halides and Triflates under Mild Conditions. *J. Am. Chem. Soc.* **2000**, *122*, 4020–4028.

(60) Proutiere, F.; Aufiero, M.; Schoenebeck, F. Reactivity and stability of dinuclear Pd(I) complexes: studies on the active catalytic species, insights into precatalyst activation and deactivation, and application in highly selective cross-coupling reactions. *J. Am. Chem. Soc.* **2012**, *134*, 606–612.

(61) Zhao, X.; Chen, H.; Xing, S.; Yuan, W.; Wu, L.; Chen, X.; Zhan, C.-G. Regioselective synthesis of 2- and 4-diarylpyridine ethers and their inhibitory activities against phosphodiesterase 4B. *J. Mol. Struct.* **2019**, *1196*, 455–461.

(62) Kim, S.-T.; Kim, S.; Baik, M.-H. How bulky ligands control the chemoselectivity of Pd-catalyzed N-arylation of ammonia. *Chem. Sci.* **2020**, *11*, 1017–1025.

(63) Roy, A. H.; Hartwig, J. F. Oxidative Addition of Aryl Sulfonates to Palladium(0) Complexes of Mono- and Bidentate Phosphines. Mild Addition of Aryl Tosylates and the Effects of Anions on Rate and Mechanism. *Organometallics* **2004**, *23*, 194–202.

(64) Maes, B. U. W.; Verbeeck, S.; Verhelst, T.; Ekomié, A.; von Wolff, N.; Lefèvre, G.; Mitchell, E. A.; Jutand, A. Oxidative Addition of Haloheteroarenes to Palladium(0): Concerted versus S_NAr -Type Mechanism. *Chem. - Eur. J.* **2015**, *21*, 7858–7865.

(65) Son, S. U.; Jang, Y.; Yoon, K. Y.; Kang, E.; Hyeon, T. Facile Synthesis of Various Phosphine-Stabilized Monodisperse Palladium Nanoparticles through the Understanding of Coordination Chemistry of the Nanoparticles. *Nano Lett.* **2004**, *4*, 1147–1151.

(66) Xue, T.; Lin, Z.; Chiu, C.-Y.; Li, Y.; Ruan, L.; Wang, G.; Zhao, Z.; Lee, C.; Duan, X.; Huang, Y. Molecular ligand modulation of palladium nanocatalysts for highly efficient and robust heterogeneous oxidation of cyclohexenone to phenol. *Sci. Adv.* **2017**, *3*, e1600615.

(67) Narayanan, R.; El-Sayed, M. A. FTIR study of the mode of binding of the reactants on the Pd nanoparticle surface during the catalysis of the Suzuki reaction. *J. Phys. Chem. B* **2005**, *109*, 4357–4360.

(68) Palani, V.; Hugelshofer, C. L.; Kevlishvili, I.; Liu, P.; Sarpong, R. A Short Synthesis of Delavatine A Unveils New Insights into Site-Selective Cross-Coupling of 3,5-Dibromo-2-pyrone. *J. Am. Chem. Soc.* **2019**, *141*, 2652–2660.

(69) Strotman, N. A.; Chobanian, H. R.; He, J.; Guo, Y.; Dormer, P. G.; Jones, C. M.; Steves, J. E. Catalyst-Controlled Regioselective Suzuki Couplings at Both Positions of Dihaloimidazoles, Dihaloazoles, and Dihalthiazoles. *J. Org. Chem.* **2010**, *75*, 1733–1739.

(70) Tang, D.-T. D.; Collins, K. D.; Glorius, F. Completely regioselective direct C–H functionalization of benzo[b]thiophenes using a simple heterogeneous catalyst. *J. Am. Chem. Soc.* **2013**, *135*, 7450–7453.

(71) Handy, S. T.; Zhang, Y. A Solvent-Induced Reversal of Regioselectivity in the Suzuki Coupling of Pyrrole Esters. *Open Org. Chem. J.* **2008**, *2*, 58–64.