


ORIGINAL RESEARCH

Use and detailed metric properties of patient-reported outcome measures for rheumatoid arthritis: a systematic review covering two decades

Ayşe A Küçükdeveci,¹ Atilla H Elhan,² Beyza D Erdoğan,² Şehim Kutlay,¹ Derya Gökmen,² Can Ateş,³ Selcen Yüksel,⁴ Asa Lundgren-Nilsson,⁵ Reuben Escorpizo,⁶ Gerold Stucki,⁷ Alan Tennant,⁸ Philip G Conaghan ⁸

To cite: Küçükdeveci AA, Elhan AH, Erdoğan BD, *et al.* Use and detailed metric properties of patient-reported outcome measures for rheumatoid arthritis: a systematic review covering two decades. *RMD Open* 2021;**7**:e001707. doi:10.1136/rmdopen-2021-001707

► Additional supplemental material is published online only. To view, please visit the journal online (<http://dx.doi.org/10.1136/rmdopen-2021-001707>).

Received 20 April 2021
Accepted 26 July 2021

ABSTRACT

Introduction The importance of patient-reported outcome measures (PROMs) for rheumatoid arthritis (RA) clinical studies has been recognised for many years. The current study aims to describe the RA PROMs used over the past 20 years, and their performance metrics, to underpin appropriate tool selection.

Methods The study included a systematic search for PROMs that have been in use over the period 2000–2019, with detailed documentation of their psychometric properties, and a user-friendly presentation of the extensive evidence base.

Results 125 PROMs were identified with psychometric evidence available. The domains of pain, fatigue, emotional functions, mobility, physical functioning and work dominated, with self-efficacy and coping as personal factors. Domains such as stiffness and sleep were poorly served. The most frequently used PROMs included the Health Assessment Questionnaire Disability Index (HAQ), the Short Form 36 (SF-36), the EuroQoL and the Modified HAQ which, between them, appeared in more than 3500 papers. Strong psychometric evidence was found for the HAQ, and the SF-36 Physical Functioning and Vitality (fatigue) domains. Otherwise, all domains except stiffness, sleep, education and health utility, had at least one PROM with moderate level of psychometric evidence.

Conclusion There is a broad range of PROMs for measuring RA outcomes, but the quality of psychometric evidence varies widely. This work identifies gaps in key RA domains according to the biopsychosocial model.

INTRODUCTION

The impact of rheumatoid arthritis (RA) on the health status of the individual has long been understood.^{1–3} With an increased understanding of the conceptual basis of outcomes in general, the concentration on physical aspects associated with early studies has expanded to include psychological and mental health consequences, and also to examine contextual factors which may

Key messages**What is already known about this subject?**

- A wide range of patient-reported outcome measures (PROMs) are commonly used for rheumatoid arthritis (RA) outcomes.
- Some PROMs, for example, Health Assessment Questionnaire Disability Index, are well known.

What does this study add?

- This is the first comprehensive review of all RA PROMs in published studies, including trials.
- This work provides a detailed psychometric analysis of RA PROMs, and highlights deficits in measurement of several domains.

How might this impact on clinical practice or further developments?

- Existing PROMs encompass a wide range of domains, and some lesser-known outcomes that may be useful for clinicians.
- This work enables appropriate selection of PROMs, based on their performance for assessing particular domains.

influence the impact of the condition.^{4–6} As a result, an increasing biopsychosocial perspective is often to be found.⁷ Thus, for routine clinical monitoring, clinical trials, clinical epidemiology and other types of health services research, a range of outcomes will be used. For this work, an ‘outcome’ is defined as any indicator (variable) which can be used to either describe, or detect change in health status, psychological aspects or quality of life. Many outcomes used to monitor the progression of RA over the past 40 years have consisted of patient-reported outcome measures (PROMs) involving self-completed questionnaires.^{1,8} These would focus on symptoms such as pain and fatigue, as well as disability



© Author(s) (or their employer(s)) 2021. Re-use permitted under CC BY. Published by BMJ.

For numbered affiliations see end of article.

Correspondence to

Professor Philip G Conaghan;
p.conaghan@leeds.ac.uk

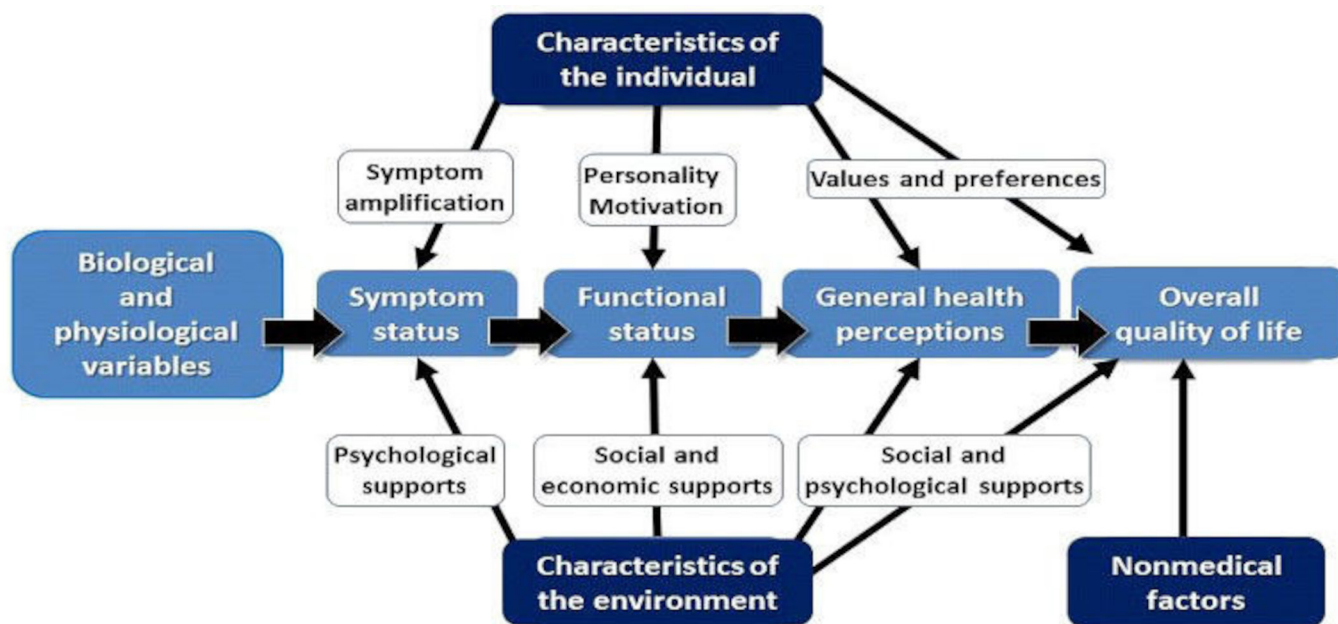


Figure 1 The biopsychosocial model of Wilson and Cleary.

and quality of life. Most aspects can be catalogued through the International Classification of Functioning, Disability and Health (ICF) which has been recommended as one option for health recording in eHealth Informatics,⁹ for example, pain (b280: sensation of pain), mobility (d4) or work (eg, d8451—maintaining a job). Quality of life is a separate domain consistent with the Wilson and Cleary model.⁴ Together with the environmental and personal factors, they constitute the biopsychosocial model which defines the individual's lived experience of RA (figure 1).^{7,10–12}

Various systematic reviews have been published to help select the most appropriate PROM with the best evidence, however, these are frequently associated with a single domain or specific joints.^{13–16} Given the substantial number of domains that could be considered, and their associated PROMs, a catalogue of available PROMs across all relevant domains should be of value. Consequently, the current EULAR funded study, aimed to review all available PROMs used in RA, together with their performance metrics to help make informed choices about the most appropriate PROM for a given purpose.

METHODS

The study set out to identify the PROMs that have been in use over a 20-year period (2000–2019), and to systematically catalogue their psychometric properties. This is a sister study of the earlier paper on PROMs used in osteoarthritis, using the same methodology which is described later.¹⁷

Definition of PROM

In this study we define PROM as any patient-(or proxy-) completed questionnaire where a set of items are

summed to give a total score, or a series of subscale scores, or both.

Systematic search

Search strategy

Electronic searches were performed in databases indexing health-related journals using Medline via PubMed and Scopus. Three different searches were used; the first to identify PROMs in use during the specified period (2000–2019); the second to identify papers for a specific PROM where some form of psychometric evidence was present; the third to count the number of times a PROM was used during the search period. An example of search 1, as PubMed search criteria, is presented in online supplemental file 1. The second search simply adds the name of the PROM using 'AND' as Boolean operator to the first part of the search, but without giving a specified period, as the psychometric evidence could arise from any period following the construction of the PROM. This was to identify the relevant psychometric evidence associated with the PROM. The third search removes the psychometric parameters to simply count the use of the PROM in RA in PubMed during the period 2000–2019. Targeted hand searching of reference lists and other supplementary sources, such as textbooks, was also performed.

Process of selection and data extraction

Potential papers with a candidate PROM identified in search 1 were then screened by two independent reviewers (AAK, SK). This included independent screening of the titles and abstracts. For search 2, having added the name of the PROM to the search criteria without date restriction, papers were included if they met the following criteria: (1) the subjects related to the evidence had RA and the evidence was RA specific; (2) one or more of the

chosen psychometric criteria specific to the PROM (or its subscales) in question (eg, reliability) were reported in the article; (3) the article was in English and (4) it was available in full text. These selected papers were again reviewed by two independent reviewers and any disagreements were discussed and resolved with a third reviewer (AT).

Reporting

The results are reported in a series of hierarchically structured tables and spreadsheets: (i) overall summary table—main paper; (ii) PROM-specific summaries—online supplemental file 2; (iii) references for the PROMs—online supplemental file 3; (iv) references used for evidence—online supplemental file 4 and (v) those scales excluded due to lack of evidence—online supplemental file 5. The summaries are catalogued according to domains such as pain or quality of life, with associated ICF classification following, where relevant, in parentheses. Those PROMs with subscales will have evidence presented at the subscale level and for total scores where relevant and, as such, some PROMs will appear more than once under subscale-specific evidence and at some level of aggregation. Evidence for validity of a subscale is accepted at the total PROM level (conditional on it being for RA) as this could, for example, be part of a factor analysis of domain structures. Reliability must be specific to the subscale or aggregate domain, and where several studies report, for example, internal consistency reliability (α), the average of those values will be used to determine the reporting level for reliability. Evidence must be condition-specific; so, while a generic PROM may have considerable evidence of validity in other conditions or in mixed samples, if there is no specific evidence within RA, it will be rated as such.

Psychometric evidence

An independent full-text review of each paper identified the psychometric evidence. This was collated in accord with the domains of the CONsensus-based Standards for the selection of health Measurement INSTRUMENTS checklist¹⁸ (see online supplemental file 4 for the evidence papers associated with a given PROM), and summarised according to the OMERACT filter of truth (validity), discrimination (reliability) and feasibility (see online supplemental file 2 for this level of analysis).¹⁹ Consequently, evidence is collated which informs on whether the PROM is generic-specific or disease-specific, the number of items and their response options, its overall use and reliability (internal consistency, test–retest reliability, intraclass correlation coefficient and measurement error), validity (content, construct, criterion) and feasibility of use.

Discrimination is evaluated by the magnitude of internal consistency reliability, and whether or not some form of Minimally Important Difference (MID)/Minimal Clinically Important Difference (MCID) and Standardised Response Mean (SRM) is presented. For

validity, certain PROMs may have been developed originally, for example, for arthritis in general, and subsequently validated for RA, then we designate them as a ‘hybrid’ disease-specific PROM (marked D* in the PROM-specific summary tables in online supplemental file 2). For feasibility, in the current study the focus is on how easy it is to understand and how quickly the PROM can be completed, as rated by a patient research partner educated in research by the Swedish patient organisation. This, together with the proprietary status of the PROM allows for summarising under the feasibility aspect of the OMERACT filter. The summary is presented in a colour coded format (figure 2). Consequently, a PROM which has more than five separate pieces of evidence of validity, has both reliability and responsiveness evidence at the highest levels, can be completed in less than 5 min with ease, and is free for use in all not-for-profit settings, will be rated green on all three OMERACT filter parameters, and its summary rating will be green. If on the other hand, the PROM was proprietary, then the feasibility rating would be yellow, and so would be the summary rating, which cannot be higher than the lowest rating of any of the three filter categories.

RESULTS

Search 1 identified 7897 abstracts with potential PROMs (figure 3). These revealed 1045 PROMs. After excluding duplicates, 208 unique instruments satisfying the above definition of PROM were remained and put into search 2. Then 57 of these were excluded in title/abstract screening stage and further 26 in full-text screening stage due to various reasons. For example, no psychometric evidence, specific to RA, was available for 47 of these PROMs (online supplemental file 5). Some of them, such as the AUSCAN-stiffness with one item only, did not fulfil the PROM definition. Some of them were duplicates with two separate names (eg, Cochin Hand Function Scale and Duruöz Hand Index) therefore decreased to one scale in the list.

Eventually, 125 PROMs were identified where psychometric evidence was available. Given the evaluation of both subscales and total scores, this led to 263 separate assessments of scales/subscales, the overall summary of which can be seen in table 1. Most domains represented in tables 1–18 in online supplemental file 2 had one or more disease-specific PROMs. Some of them were hybrid (D*), having been developed in another condition, and then revalidated for RA.

A total of 496 papers were reviewed to ascertain the psychometric evidence. Some papers had evidence for more than one PROM, therefore would appear more than once. Pain, fatigue, emotional functions, mobility, physical functioning, work and personal factors (eg, self-efficacy and coping) dominated the measured domains (table 1). The domain, physical functioning, which measures two or more of the underlying domains such

	Truth	Discrimination	Feasibility	
A	Validity = 5	Reliability = 0.85 +MCID/MID or SRM (>0.5)	Ease Not Propriety < 5 mins	STRONG
B	Validity = 3	Reliability = 0.70 + responsiveness	Ease (most) < 15 mins	MODERATE
C	Validity = 1	Reliability = 0.70	Ease (some) = 15 mins	WEAK
D	No Evidence	No Evidence	No Evidence	ABSENT

Figure 2 Summary of quality and quantity of reported psychometric evidence of patient-reported outcome measures (based on the OMERACT filter). Validity: quantity of evidence (this must be separate papers providing appropriate supportive evidence). Discrimination: reliability is a requirement, and reflects the degree of discrimination available. Minimally Important Difference (MID)/Minimal Clinically Important Difference (MCID) and Standardised Response Mean (SRM) regarded as best quality for responsiveness. Feasibility: understandable and quick to complete from the patient perspective. Availability irrespective of resources.

as self-care and mobility, included 40 scales/subscales representing the highest number among all domains.

The majority of (sub)scales in use were disease-specific, either originally designed as such, or subsequently validated for RA. The lack of ‘strong’ evidence for the PROMs, would render the classification ‘moderate’ (yellow), although this may have been affected by proprietary status. There were only two domains, fatigue and physical functioning (either alone or composite), that had PROMs with strong evidence. Almost all domains had a range of PROMs fulfilling ‘moderate’ criteria on the OMERACT filter. Likewise, emotional functions (eg, depression and anxiety) were also represented with a high number of PROMs (n=23), ten of which had moderate evidence. The domain ‘work’ was served by 14 PROMs, three of which with moderate level of evidence. In contrast, the domains of stiffness, sleep, education and health utility were poorly served with respect to psychometric evidence.

Table 2 shows the most frequently used PROMs, dominated by the Health Assessment Questionnaire Disability Index (HAQ), the Short Form 36 (SF-36), the EuroQoL and the Modified HAQ which, taken together, appeared in more than 3500 papers, with more use during the search period than the remaining PROMs taken together. Strong psychometric evidence was found for only the

HAQ, SF-36_Physical Functioning and SF-36_Vitality subscales. Those scales listed in table 2 show the dominance of physical functioning in its various guises, with only the Hospital Anxiety and Depression Scale (HADS), for anxiety and depression, and the Rheumatoid Arthritis Quality of Life Scale for needs-based quality of life offering a different focus. It is interesting to find Western Ontario McMaster Osteoarthritis Index (WOMAC), a disease-specific PROM for osteoarthritis, as being one of the most used scales in RA. For WOMAC, there are only two papers of psychometric evidence showing only weak validity evidence for pain and function subscales in RA (see online supplemental file 4). Despite this, it has been used 57 times during the search period (online supplemental file 2) and almost all of these papers are about surgery of the knee and hip in patients with RA. This finding highlights the fact that WOMAC is commonly used in RA for evaluating outcomes of lower extremity function after knee and hip surgery.

Domain-specific assessments are presented in tables 1–18 in online supplemental file 2. Where the domain-specific evidence is obtained from a subscale, this is indicated as such within parentheses. Otherwise, the PROM is designated ‘Total’ to indicate the evidence arises from the total score. In these tables, ‘Use’ represents the number of identified studies reporting use of the PROM

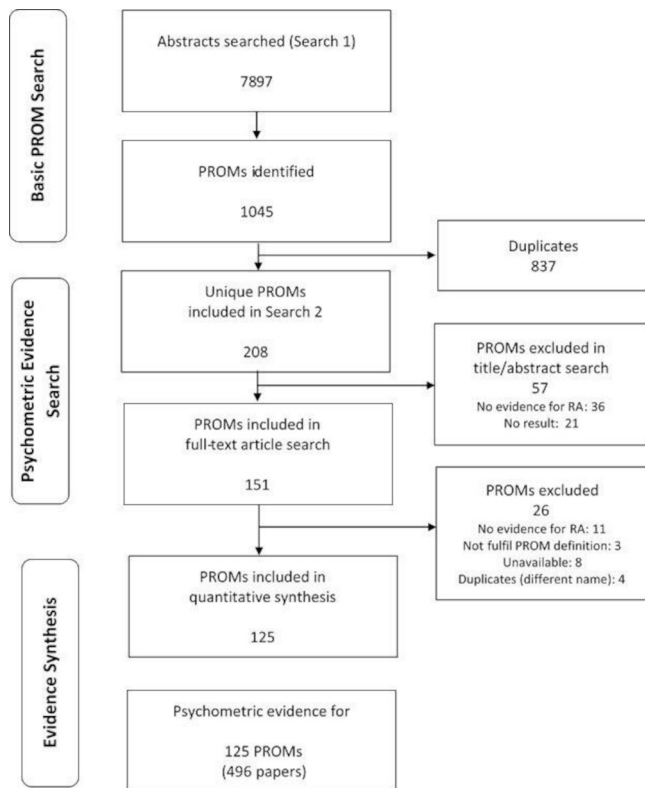


Figure 3 Flow diagram of search results. PROMs, patient-reported outcome measures; RA, rheumatoid arthritis.

in patients with RA. The PROM-specific references are presented in online supplemental file 3, and the papers contributing to the detailed psychometric evidence in online supplemental file 4, catalogued in the same order as the PROM-specific references.

DISCUSSION

In papers published from 2000 to 2019, 125 PROMs were found with some psychometric evidence, and these were categorised based on the variety of commonly used domains. Almost all domains included at least one PROM rated as at least ‘moderate’ (yellow) on the OMERACT filter summary.

The most dominant domains were those of pain (ICF-b280), fatigue (b1300, b4552), emotional functions (b152), physical functioning (d4–d6) either as a composite or as its domains, for example, mobility (d4), along with work (d8451). This is not surprising as these are the common aspects of RA which patients report, and include potentially modifying factors relevant for intervention.^{20–22} Therefore, these domains represent good candidates for consideration in various studies along with the quality of life, which is also regarded as an important domain from a ‘whole person’ perspective.^{23 24}

There are particular issues related to the inclusion of PROMs in Randomised Controlled Trials (RCTs), routine clinical practice and observational epidemiological studies. Regarding the RCTs, it has been argued that the selection of PROs for trials depends on the study objective

as well as the viewpoint of the stakeholder.²⁵ It is further argued that there needs to be agreed on prioritisation across all stakeholders about what is most important to collect in a trial, which is why a prioritisation and selection process is necessary. For routine clinical practice, how and which PROMs should be incorporated into rheumatology practice as part of the clinical decision-making process is still thought to be controversial.²⁶ Historically the HAQ has often been integrated into routine clinical monitoring.²⁷ Recently the American College of Rheumatology has produced recommendations for Functional Assessment Instruments in RA suitable for routine clinical use.²⁸ These include the HAQ-II, Multidimensional Health Assessment Questionnaire and the PROMIS Physical Function Short Form -10 (PROMIS PF SF-10), the former two rated yellow in the current study, the latter blue. Other PROMs, such as the HADS²⁹ and the Rheumatoid Arthritis Work Instability Scale (RA-WIS),³⁰ both of which have ‘cut points’ to inform potential referral, may offer useful information in a routine clinical setting.

For the future, combining PROs with technology, such as computerised adaptive testing, electronic patient-reported systems, web-based platforms and patient dashboards, could further help PROM integration into routine rheumatology clinical practice.²⁶ For observational studies, the theory underlying the study is critical. The Wilson and Cleary model, which incorporates the WHO ICF model (although the former published some 6 years earlier), and extends health status (functioning) to include perceived health and perceived quality of life, provides the opportunity to examine the factors which moderate and/or mediate the relationship between health status (symptoms and functioning) and quality of life, fully operationalising a biopsychosocial perspective of the lived experience of those with RA.^{4 31} For this approach, the specification of the focal relationship (eg, the primary hypothesis) defines the type of all other third variables (eg, mediator, independent contextual variable), and so informs on the data and associated PROMs to be collected.^{32 33}

The results from this review provide a domain-specific catalogue which can help in consideration of the choice of PROMs to be used. PROMs that have either yellow or green indicators will be worth considering, conditional on the year of publication. Yellow may indicate a propriety status if the feasibility indicator is also yellow, and it will be essential to check the status of any PROM to ascertain its current propriety status. If necessary, the relevant published papers listed in online supplemental file 4 can be reviewed and, if required, the detailed psychometric evidence on a PROM-specific spreadsheet can be accessed (available from the first author). As new scales and psychometric evidence for all scales are emerging continuously, a quick search to update (post-2019) the existing evidence for any chosen PROM would be wise, especially where existing evidence appears weak in the current search, and/or the scale is relatively new.

Table 1 Summary of overall evidence for PROMs

Domain(s)	PROMs (n)						ICF	Detailed reporting tables in online supplemental file 2
	All	Disease-specific	Strong (green)	Moderate (yellow)	Weak (blue)	Absent (red)		
Pain	20	11	0	4	10	6	b280, b289	1
Fatigue	24	15	1	3	12	8	b130, b4552	2
Stiffness	2	1	0	0	1	1	b780	3
Emotional functions and mental health	23	13	0	10	11	2	b126, b152	4
Sleep	5	1	0	0	4	1	b134	5
Composite/other symptoms (impairments)	12	7	0	3	6	3	b, s	6
Mobility	21	18	0	4	10	7	d4	7
Self-care	12	7	0	1	8	3	d5	8
Domestic	7	7	0	1	6	0	d6	9
Work	14	11	0	3	7	4	d840–d859	10
Physical functioning	40	31	2	9	21	8	d3, d4, d5, d6	11
Social functioning	11	8	0	2	3	6	d7, d8, d9	12
Physical and social functioning (composite: impairments, activities, participation, personal, well-being)	24	16	1	2	18	3	b, d	13
Environmental	6	6	0	1	4	1	e	14
Personal (eg, self-efficacy, coping)	17	14	0	1	12	4		15
Education (knowledge and needs)	10	10	0	0	3	7		16
Quality of life, including well-being and general health	10	6	0	2	5	3		17
Health utilities	5	2	0	0	4	1		18
Total	263	184	4	46	145	68		

ICF, International Classification of Functioning; PROM, patient-reported outcome measure.

Table 2 Fifteen most frequently used PROMs in rheumatoid arthritis published papers: 2000–2019

No	Name	Acronym	Reference (online supplemental file 3)
1	Health Assessment Questionnaire	HAQ	71
2	Medical Outcomes Study Short Form 36-Item	SF-36	18
3	EuroQol	EQ-5D	121
4	Modified Health Assessment Questionnaire	MHAQ	78
5	Routine Assessment of Patient Index Data 3	RAPID3	93
6	Multidimensional Health Assessment Questionnaire	MDHAQ	77
7	Hospital Anxiety and Depression Scale	HADS	38
8	Disabilities of the Arm, Shoulder and Hand	DASH	69
9	Rheumatoid Arthritis Quality of Life Scale	RAQoL	120
10	Western Ontario McMaster Osteoarthritis Index	WOMAC	20
11	Functional Assessment of Chronic Illness Therapy Fatigue Scale	FACIT-F	24
12	Medical Outcomes Study Short Form 6D	SF-6D	125
13	Arthritis Impact Measurement Scales 2	AIMS2	2
14	Medical Outcomes Study Short Form 12-Item	SF-12	49
15	Rheumatoid Arthritis Impact of Disease	RAID	92

The lack of adequate PROMs to evaluate and define symptoms such as stiffness and sleep problems, is of concern, as both of these are common in RA.^{34–37} An OMERACT initiative is currently underway that hopes to address the shortfall in stiffness measurement.³⁸ A PROMIS short-form for sleep disturbance (consistent with the current study definition of PROM) may offer an opportunity, although not yet apparently validated for RA.³⁹ Several PROMs measuring personal factors were identified, most of which were disease-specific, but there was a disappointing level of psychometric evidence associated with those PROMs, with only one PROM achieving a moderate status. Yet concepts such as self-efficacy, resilience and coping could be hypothesised to play important moderating/mediating roles in understanding, for example, the impact of health status on the quality of life, or between, for example, functional limitations and work.^{11 40 41} In addition, only one simple summated scale the Rheumatoid Arthritis Disease Activity Index (RADAI) was found for disease activity. This is not surprising as the majority of assessments incorporate provider/physician input, and therefore would be not included as a PROM in the current study.¹⁵

This study was one of several EULAR funded initiatives to catalogue the available PROMs across several rheumatic diseases, leading to the EULAR Outcome Measures Library.^{42 43} There were several limitations to the current study. For example, PROMs are usually not administered to patients at the subscale level, and so the judgement is always based on the full PROM from the patient perspective. Only the reliability evidence was subscale specific in this study. Validity was usually judged by the whole PROM, but sometimes the evidence was also available about a related subscale. It is important

to note that for some scales in RA the total scale and its subscales do not have the same psychometric properties. For example, the World Health Organisation Disability Assessment Schedule (WHODAS-II) total is blue whereas its subscales have red, also the Bristol Rheumatoid Arthritis Fatigue Multidimensional Questionnaire (BRAFM-DQ) and Arthritis Impact Measurement Scales have different psychometric properties for their subscales and total scores. In addition, no attempt was made to judge the quality of the evidence presented, just the weight of evidence in support of the PROM in the case of truth (validity). Finally, the feasibility was judged by just one person with RA.

Some confusion also arose concerning the SF-36. It was originally developed by the RAND corporation and known as the RAND-Short Form 36 (RAND-36), being a short form of much longer survey. It subsequently became known as the SF-36, with items identical to the RAND-36, but where the scoring of the general health and pain scales differed.⁴⁴ Both are free for use and the latter is still in widespread use.⁴⁵ Subsequently, the SF-36 was revised and became the SF-36 V.2.0 which is propriety. It has a recall period of both 4 weeks (standard) and 1 week (acute), rather than just the 4 weeks in the earlier version. In the literature, it is quite often difficult to ascertain which version of the SF-36 has been used. The psychometric summary of the SF-36 makes no distinction between versions but is described as though it was V.1.0. In this paper, we considered RAND-36 and SF-36 as separate PROMs, given that they have separate names and scoring systems. As such there was no RA-specific psychometric evidence attributable to the RAND-36 with only one evidence paper (see online supplemental file 4) and the use count of 20 during the search period.

In conclusion, a significant array of PROMs is available to populate RCTs; routine clinical data collection and observational studies in RA. The evidence presented here provides a domain-specific catalogue of those PROMs available until 2019, but readers are encouraged to check post-2019 for any new scale or evidence emerging in their domain of interest for those PROMs already catalogued. Initiatives such as the EULAR Outcome Measures Library will further facilitate knowledge about available PROMs, and initiatives such as that from OMERACT should facilitate the development of new PROMs where shortfalls have been shown to exist.

Author affiliations

¹Department of Physical Medicine and Rehabilitation, Ankara University, Faculty of Medicine, Ankara, Turkey

²Department of Biostatistics, Ankara University, Faculty of Medicine, Ankara, Turkey

³Department of Biostatistics, Aksaray University, School of Medicine, Aksaray, Turkey

⁴Department of Biostatistics, Ankara Yıldırım Beyazıt University, Faculty of Medicine, Ankara, Turkey

⁵Institute of Neuroscience and Physiology, Sahlgrenska Academy, University of Gothenburg, Goteborg, Sweden

⁶Department of Rehabilitation and Movement Science, University of Vermont, Burlington, Vermont, USA

⁷Department of Health Sciences and Health Policy, University of Lucerne, Luzern, Switzerland

⁸Leeds Institute of Rheumatic and Musculoskeletal Medicine, University of Leeds and NIHR Leeds Biomedical Research Centre, Leeds, UK

Acknowledgements PGC is supported in part through the UK NIHR Leeds Biomedical Research Centre. The views expressed are those of the authors and not necessarily those of the NHS, the NIHR or the UK Department of Health.

Contributors All authors contributed to the study design and conduction of the study. All authors approved the final version of the manuscript.

Funding The study was funded by the EULAR, PRO Call project task forces EPI009.

Competing interests PGC has done consultancies or speakers bureaus for AbbVie, Bristol Myers Squibb, Eli Lilly, EMD Serono, Flexion Therapeutics, Galapagos, GlaxoSmithKline, Novartis, Pfizer, Roche, Samumed and Stryker. All other authors declare no competing interests.

Patient consent for publication Not required.

Provenance and peer review Not commissioned; externally peer reviewed.

Data availability statement All data relevant to the study are included in the article or uploaded as supplementary information. There are no unpublished data.

Open access This is an open access article distributed in accordance with the Creative Commons Attribution 4.0 Unported (CC BY 4.0) license, which permits others to copy, redistribute, remix, transform and build upon this work for any purpose, provided the original work is properly cited, a link to the licence is given, and indication of whether changes were made. See: <https://creativecommons.org/licenses/by/4.0/>.

ORCID iD

Philip G Conaghan <http://orcid.org/0000-0002-3478-5665>

REFERENCES

- Reeback J, Silman A. Predictors of outcome at two years in patients with rheumatoid arthritis. *J R Soc Med* 1984;77:1002–5.
- Meenan RF, Kazis LE, Anderson JJ. The stability of health status in rheumatoid arthritis: a five-year study of patients with established disease. *Am J Public Health* 1988;78:1484–7.
- Leigh JP, Fries JF. Predictors of disability in a longitudinal sample of patients with rheumatoid arthritis. *Ann Rheum Dis* 1992;51:581–7.
- Wilson IB, Cleary PD. Linking clinical variables with health-related quality of life. A conceptual model of patient outcomes. *JAMA* 1995;273:59–65.
- Dür M, Coenen M, Stoffer MA, *et al*. Do patient-reported outcome measures cover personal factors important to people with rheumatoid arthritis? a mixed methods design using the International classification of functioning, disability and health as frame of reference. *Health Qual Life Outcomes* 2015;13:27.
- Santos EF, Duarte CM, Ferreira RO, *et al*. Multifactorial explanatory model of depression in patients with rheumatoid arthritis: a structural equation approach. *Clin Exp Rheumatol* 2019;37:641–8.
- Nicassio PM, Kay MA, Custodio MK, *et al*. An evaluation of a biopsychosocial framework for health-related quality of life and disability in rheumatoid arthritis. *J Psychosom Res* 2011;71:79–85.
- Singer F, Kolarz G, Mayrhofer F, *et al*. The use of questionnaires in the evaluation of the functional capacity in rheumatoid arthritis. *Clin Rheumatol* 1982;1:251–61.
- World Health Organisation. *International classification of functioning, disability and health*. Geneva: WHO, 2001.
- Ormseth SR, Draper TL, Irwin MR, *et al*. Multidimensional model of disability and role functioning in rheumatoid arthritis. *Arthritis Care Res* 2015;67:1686–92.
- Liu L, Xu N, Wang L. Moderating role of self-efficacy on the associations of social support with depressive and anxiety symptoms in Chinese patients with rheumatoid arthritis. *Neuropsychiatr Dis Treat* 2017;13:2141–50.
- Berner C, Erlacher L, Fenzl KH, *et al*. A cross-sectional study on self-reported physical and mental health-related quality of life in rheumatoid arthritis and the role of illness perception. *Health Qual Life Outcomes* 2018;16:238.
- Oude Voshaar MAH, ten Klooster PM, Taal E, *et al*. Measurement properties of physical function scales validated for use in patients with rheumatoid arthritis: a systematic review of the literature. *Health Qual Life Outcomes* 2011;9:99.
- Lee J, Kim SH, Moon SH, *et al*. Measurement properties of rheumatoid arthritis-specific quality-of-life questionnaires: systematic review of the literature. *Qual Life Res* 2014;23:2779–91.
- Hendrikx J, de Jonge MJ, Fransen J, *et al*. Systematic review of patient-reported outcome measures (PROMs) for assessing disease activity in rheumatoid arthritis. *RMD Open* 2016;2:e000202.
- Ortega-Avila AB, Ramos-Petersen L, Cervera-Garvi P, *et al*. Systematic review of the psychometric properties of patient-reported outcome measures for rheumatoid arthritis in the foot and ankle. *Clin Rehabil* 2019;33:1788–99.
- Lundgren-Nilsson Åsa, Dencker A, Palstam A, *et al*. Patient-Reported outcome measures in osteoarthritis: a systematic search and review of their use and psychometric properties. *RMD Open* 2018;4:e000715.
- Mokkink LB, Terwee CB, Patrick DL, *et al*. The COSMIN study reached international consensus on taxonomy, terminology, and definitions of measurement properties for health-related patient-reported outcomes. *J Clin Epidemiol* 2010;63:737–45.
- Boers M, Brooks P, Strand CV, *et al*. The OMERACT filter for outcome measures in rheumatology. *J Rheumatol* 1998;25:198–9.
- van Vilsteren M, Boot CRL, Twisk JWR, *et al*. Effectiveness of an integrated care intervention on supervisor support and work functioning of workers with rheumatoid arthritis. *Disabil Rehabil* 2017;39:354–62.
- Prothero L, Barley E, Galloway J, *et al*. The evidence base for psychological interventions for rheumatoid arthritis: a systematic review of reviews. *Int J Nurs Stud* 2018;82:20–9.
- Hewlett S, Almeida C, Ambler N, *et al*. Group cognitive-behavioural programme to reduce the impact of rheumatoid arthritis fatigue: the raft RCT with economic and qualitative evaluations. *Health Technol Assess* 2019;23:1–130.
- Boyardzieva VV, Stoilov N, Stoilov RM, *et al*. Quality of life and cost study of rheumatoid arthritis therapy with biological medicines. *Front Pharmacol* 2018;9:794.
- Machin AR, Babatunde O, Haththotuwa R, *et al*. The association between anxiety and disease activity and quality of life in rheumatoid arthritis: a systematic review and meta-analysis. *Clin Rheumatol* 2020;39:1471–82.
- Gossec L, Dougados M, Dixon W. Patient-Reported outcomes as end points in clinical trials in rheumatoid arthritis. *RMD Open* 2015;1:e000019.
- Fautrel B, Alten R, Kirkham B, *et al*. Call for action: how to improve use of patient-reported outcomes to guide clinical decision making in rheumatoid arthritis. *Rheumatol Int* 2018;38:935–47.
- Kubo S, Nakano K, Nakayamada S, *et al*. Clinical, radiographic and functional efficacy of abatacept in routine care for rheumatoid arthritis patients: abatacept leading trial for RA on imaging remission (ALTAIR) study. *Clin Exp Rheumatol* 2016;34:834–41.
- Barber CEH, Zell J, Yazdany J, Michaud K, *et al*. 2019 American College of rheumatology recommended patient-reported functional

- status assessment measures in rheumatoid arthritis. *Arthritis Care Res* 2019;71:1531–9.
- 29 Zigmond AS, Snaith RP. The hospital anxiety and depression scale. *Acta psychiatr scand* 1983;67:361–70.
- 30 ppGilworth G, Chamberlain MA, Harvey A, et al. Development of a work instability scale for rheumatoid arthritis. *Arthritis & Rheumatism* 2003;49:349–54.
- 31 Gong G, Mao J. Health-Related quality of life among Chinese patients with rheumatoid arthritis: the predictive roles of fatigue, functional disability, self-efficacy, and social support. *Nurs Res* 2016;65:55–67.
- 32 Aneshensel CS. *Theory based data analysis for the social sciences*. Thousand Oaks: Pine Forge Press, 2002.
- 33 Wang PP, Badley EM, Gignac M. Exploring the role of contextual factors in disability models. *Disabil Rehabil* 2006;28:135–40.
- 34 Yazici Y, Pincus T, Kautiainen H, et al. Morning stiffness in patients with early rheumatoid arthritis is associated more strongly with functional disability than with joint swelling and erythrocyte sedimentation rate. *J Rheumatol* 2004;31:1723–6.
- 35 Grabovac I, Haider S, Berner C, et al. Sleep quality in patients with rheumatoid arthritis and associations with pain, disability, disease duration, and activity. *J Clin Med* 2018;7. doi:10.3390/jcm7100336. [Epub ahead of print: 09 10 2018].
- 36 Halls S, Dures E, Kirwan JR, et al. Development and testing of candidate items for inclusion in a new rheumatoid arthritis stiffness patient-reported outcome measure. *Rheumatology* 2018;57:263–72.
- 37 Mustafa M, Bawazir Y, Merdad L, et al. Frequency of sleep disorders in patients with rheumatoid arthritis. *Open Access Rheumatol* 2019;11:163–71.
- 38 Craig ET, Orbai A-M, Mackie S, et al. Advancing stiffness measurement in rheumatic disease: report from the stiffness special interest group at OMERACT 2018. *J Rheumatol* 2019;46:1374–8.
- 39 Cook KF, Bamer AM, Amtmann D, et al. Six patient-reported outcome measurement information system short form measures have negligible age- or diagnosis-related differential item functioning in individuals with disabilities. *Arch Phys Med Rehabil* 2012;93:1289–91.
- 40 Lacaille D, White MA, Backman CL, et al. Problems faced at work due to inflammatory arthritis: new insights gained from understanding patients' perspective. *Arthritis Rheum* 2007;57:1269–79.
- 41 Shaw Y, Bradley M, Zhang C, et al. Development of resilience among rheumatoid arthritis patients: a qualitative study. *Arthritis Care Res* 2020;72:1257–65.
- 42 Castrejón I, Gossec L, Carmona L. The EULAR outcome measures library: an evolutionary database of validated patient-reported instruments. *Ann Rheum Dis* 2015;74:475–6.
- 43 Castrejon I, Carmona L, Agrinier N, et al. The EULAR outcome measures library: development and an example from a systematic review for systemic lupus erythematosus instruments. *Clin Exp Rheumatol* 2015;33:910–6.
- 44 Hays RD, Sherbourne CD, Mazel RM. The Rand 36-Item health survey 1.0. *Health Econ* 1993;2:217–27.
- 45 Moerman RV, Arends S, Mossel E, et al. 10-Year follow-up of patients with rheumatoid arthritis and secondary Sjögren's syndrome or sicca symptoms in daily clinical practice. *Clin Exp Rheumatol* 2020;38 Suppl 126:64–72.