






STUDY PROTOCOL

Protocol for expansion of an existing national monthly survey of smoking behaviour and alcohol use in England to Scotland and Wales: The Smoking and Alcohol Toolkit Study [version 1; peer review: 2 approved]

Loren Kock ¹, Lion Shahab ¹, Graham Moore ², Emma Beard¹, Linda Bauld³, Garth Reid⁴, Leonie Brose⁵, Marie Horton⁶, Ashley Gould⁷, Jamie Brown¹

¹Behavioural Science and Health, University College London, London, UK

²DECIPHer, School of Social Sciences, Cardiff University, Cardiff, UK

³Usher Institute, College of Medicine and Veterinary Medicine, University of Edinburgh, Edinburgh, UK

⁴Public Health Scotland, Edinburgh, UK

⁵Institute of Psychiatry, Psychology and Neuroscience, Kings College London, London, UK

⁶Population Health Analysis, Health Intelligence, Public Health England, London, UK

⁷Public Health Wales, Cardiff, UK

V1 First published: 29 Mar 2021, 6:67
<https://doi.org/10.12688/wellcomeopenres.16700.1>

Latest published: 29 Mar 2021, 6:67
<https://doi.org/10.12688/wellcomeopenres.16700.1>

Abstract

Background

The Smoking and Alcohol Toolkit Study (STS/ATS) in England has delivered timely insights to inform and evaluate strategies aimed at reducing tobacco smoking- and alcohol-related harm. From the end of 2020 until at least 2024 the STS/ATS is expanding to Scotland and Wales to include all constituent nations in Great Britain. Expanding data collection to Scotland and Wales will permit the evaluation of how smoking and alcohol related behaviours respond to divergent policy scenarios across the devolved nations.

Methods

The STS/ATS consists of monthly cross-sectional household interviews (computer or telephone assisted) of representative samples of adults in Great Britain aged 16+ years. Commencing in October 2020 each month a new sample of approximately 1700 adults in England, 450 adults in Scotland and 300 adults in Wales complete the survey (~n = 29,400 per year). The expansion of the survey to Scotland and Wales has been funded for the collection of at least 48 waves of data across four years. The data collected cover a broad range of smoking and alcohol-related parameters (including but not limited to smoking status, cigarette/nicotine dependence, route to quit smoking, prevalence and frequency of hazardous drinking, attempts and


Open Peer Review

Reviewer Status  

Invited Reviewers

1 2

version 1	1	2
29 Mar 2021	 report	 report

1. **Gideon St Helen** , University of California, San Francisco, San Francisco, USA

2. **Chris Bullen**, University of Auckland, Auckland, New Zealand

Any reports and responses or comments on the article can be found at the end of the article.

motivation to reduce alcohol consumption, help sought and motives for attempts to reduce alcohol intake) and socio-demographic characteristics (including but not limited to age, gender, region, socio-economic position) and will be reviewed monthly and refined in response to evolving policy needs and public interests. All data analyses will be pre-specified and available on a free online platform. A dedicated website will publish descriptive data on important trends each month.

Discussion

The Smoking and Alcohol Toolkit Study will provide timely monitoring of smoking and alcohol related behaviours to inform and evaluate national policies across Great Britain.

Keywords

Survey, public health, policy, health behaviour, tobacco, alcohol

Corresponding author: Loren Kock (L.kock@ucl.ac.uk)

Author roles: **Kock L:** Conceptualization, Investigation, Project Administration, Visualization, Writing – Original Draft Preparation, Writing – Review & Editing; **Shahab L:** Supervision, Writing – Review & Editing; **Moore G:** Conceptualization, Supervision, Writing – Review & Editing; **Beard E:** Writing – Review & Editing; **Bauld L:** Writing – Review & Editing; **Reid G:** Writing – Review & Editing; **Brose L:** Writing – Review & Editing; **Horton M:** Writing – Review & Editing; **Gould A:** Writing – Review & Editing; **Brown J:** Conceptualization, Methodology, Supervision, Writing – Review & Editing

Competing interests: Authors are members of the UK Prevention Research Partnership, an initiative funded by UK Research and Innovation Councils, the Department of Health and Social Care (England), and the UK devolved administrations and leading health research charities. JB has received unrestricted research funding to study smoking cessation from companies who manufacture smoking cessation medications. He declares no financial links with tobacco companies or e-cigarette manufacturers or their representatives. LS has received honoraria for talks, an unrestricted research grant and travel expenses to attend meetings and workshops from manufacturers of smoking cessation medications (Pfizer; Johnson&Johnson), and has acted as a paid consultant for health care companies, broadcasters and governmental organisations (Atlantis Healthcare; BBC; PHE). L Bauld reports that she was seconded to Cancer Research UK as their cancer prevention advisor with salary reimbursement to her University up to July 2020, and with her advisory role continuing until July 2021 on a voluntary basis. GM is a trustee at ASH Wales. GR is a trustee of ASH Scotland. LK, L Brose, AG and MH have no competing interests to declare.

Grant information: This work was supported by the UK Prevention Research Partnership (MR/S037519/1), which is funded by the British Heart Foundation, Cancer Research UK, Chief Scientist Office of the Scottish Government Health and Social Care Directorates, Engineering and Physical Sciences Research Council, Economic and Social Research Council, Health and Social Care Research and Development Division (Welsh Government), Medical Research Council, National Institute for Health Research, Natural Environment Research Council, Public Health Agency (Northern Ireland), The Health Foundation and the Wellcome Trust. The funders had no role in study design, data collection and analysis, decision to publish, or preparation of the manuscript.

The funders had no role in study design, data collection and analysis, decision to publish, or preparation of the manuscript.

Copyright: © 2021 Kock L *et al.* This is an open access article distributed under the terms of the [Creative Commons Attribution License](#), which permits unrestricted use, distribution, and reproduction in any medium, provided the original work is properly cited. Data associated with the article are available under the terms of the [Creative Commons Zero "No rights reserved" data waiver](#) (CC0 1.0 Public domain dedication).

How to cite this article: Kock L, Shahab L, Moore G *et al.* **Protocol for expansion of an existing national monthly survey of smoking behaviour and alcohol use in England to Scotland and Wales: The Smoking and Alcohol Toolkit Study [version 1; peer review: 2 approved]** Wellcome Open Research 2021, 6:67 <https://doi.org/10.12688/wellcomeopenres.16700.1>

First published: 29 Mar 2021, 6:67 <https://doi.org/10.12688/wellcomeopenres.16700.1>

Introduction

Each year in the devolved nations of Great Britain (England, Scotland and Wales) tobacco smoking and alcohol use together are estimated to cause over 90,000 deaths and more than 1 million hospital admissions¹⁻³. The level of tobacco smoking has declined over the past decade, but remains prevalent with between one in five and one in seven adults smoking across all devolved nations². Over a similar time period the consumption of alcohol and the number of people reporting drinking has also decreased, but less dramatically⁴. However, reductions in both behaviours and the harms associated with them have not been uniform across the population with inequalities persisting according to certain characteristics such as socio-economic position, mental health status, sex and age^{1,2,5}.

Representative population surveys are an important resource to inform and evaluate key GB policies on tobacco and alcohol use. The Smoking and Alcohol Toolkit Study (STS/ATS) has been collecting detailed data in England on smoking behaviour since November 2006, and alcohol use behaviour since March 2014. The STS/ATS reports monthly on key smoking⁶ and alcohol⁷ indicators (and their interdependencies⁸) and has the granularity to detect trends and socio-demographic differences⁵ that would otherwise be missed by surveys that collect data less frequently (Table 1). This enables researchers using the STS/ATS to have greater confidence when assessing whether important events and policies have led to changes in the prevalence and trends in smoking and alcohol use behaviours. For instance, STS/ATS data from England has enabled evaluation of the impact of specific population-level policies - such as expenditure on tobacco control mass media campaigns, and changes in national drinking guidelines - on smoking and alcohol use behaviour^{6,9}.

The expansion of the STS/ATS data collection into Scotland and Wales will provide new insights into smoking and drinking behaviours within each nation and enable the comparison of trends across Great Britain in response to divergent devolved government policies.

The purpose of this paper is to provide an overview of the STS/ATS methodology and detail any specific changes that are relevant following the inclusion of new data collection in Scotland and Wales, and the effect of the coronavirus disease 2019 (COVID-19) pandemic.

Aims

The STS/ATS aims to provide regular tracking of smoking and alcohol-related behaviours on a monthly basis to inform and evaluate national tobacco and alcohol control policies across devolved nations in Great Britain. It will also allow analyses to be conducted as a function of important socio-demographic variables. Monthly and quarterly trends will be published on the variables listed below. Overall prevalence will be presented quarterly by age group, social grade, region and gender, while the socio-demographic stratification will be reported annually for all other outcomes.

Smoking related outcomes

1. Cigarette smoking prevalence
2. Smoking and quitting behaviour (number and success rate of quit attempts, motivation to quit, cigarette dependence)
3. Support/method used to quit smoking
4. Prevalence of electronic cigarette (e-cigarette/vape) use

Alcohol related outcomes

1. Prevalence of hazardous drinking (measured using the Alcohol Use Disorders Identification Test (AUDIT))
2. Hazardous drinkers who report attempting to reduce their alcohol consumption
3. Methods used by hazardous drinkers attempting to reduce their consumption
4. Hazardous drinkers who report receipt of advice to reduce alcohol consumption from a health professional in the past year

Changes in these variables associated with events and policies, such as the introduction of new product pricing or sales and restrictions, will also be evaluated.

Methods

Design

The STS/ATS involves monthly cross-sectional household computer-assisted interviews, conducted by Ipsos Mori. Each month a sample of approximately 2,450 adults aged 16+ years and over in Great Britain (1,700 in England, 450 in Scotland, 300 in Wales) is included. Data for the STS in England were first collected in November 2006. Data for the ATS in England were first collected in March 2014. The expansion of STS/ATS data collection to include Scotland and Wales commenced in October 2020.

Sampling methods for the STS/ATS have been described previously^{10,11}. Briefly, the survey uses a form of random location sampling. Great Britain is first split into 227,403 'Output Areas', each comprising of approximately 300 households. These areas are then stratified according to established geo-demographic characteristics and geographic region then randomly selected into an interviewer's list.

Before the COVID-19 crisis, these areas were randomly allocated to interviewers, who travel to their selected areas to conduct electronic interviews with one member of the household aged 16 years or over. Interviews are conducted until quotas based upon factors influencing the probability of being at home (i.e. working status, age and gender) are fulfilled. Morning interviews are avoided to maximise participant availability. However, due to social distancing measures to address COVID-19, in-person interviews were halted in March 2020 and replaced temporarily with telephone interviews among

Table 1. Characteristics of current representative surveys that collect data on tobacco and alcohol use among adults.

Representative Survey	Behaviour measured (tobacco/alcohol/tobacco and alcohol)	Sample	Design	Tobacco/alcohol control parameters measured
STS/ATS	Smoking and alcohol	Data collected on ~34,200 adults in GB each year aged 16+.	Monthly cross-sectional surveys with 6 months follow-up.	Smoking status; amount smoked and nicotine intake; nicotine dependence; route to quit; motivation to smoke; harm reduction; e-cigarette use; support for policy measures Current: attempts to cut down consumption; GP/health-care professional advice; type of alcohol consumed; motivation to cut down and consumption; amount spent; strength of urges to drink; number of recent serious attempts to cut down; aids used to help cut down; motives for attempts to cut down
HSE ¹²	Smoking and alcohol	Data collected on 5000–15000 adults each year (aged 16+). Since 1995, it has also included children aged 2–15 years of age. Information on children under 13 is obtained from a parent.	Survey conducted annually.	Smoking prevalence; cigarette consumption; cigarette type; cigarette dependence; salivary cotinine (biochemical indicator of cigarette smoke intake); e-cigarette use; intention to quit smoking; demographics Frequency of drinking in the last 12 months; number of days drank previous week; on the heaviest drinking day, the types and amount of alcoholic drinks consumed; for those who drank in the last 12 months, the frequency of drinking different types of drink and the amounts of each drunk on a typical day.
UKHLS ¹³	Smoking and alcohol	Data collected on 40,000 households. Adult household members aged 16 or older are given the full-length questionnaire and those aged 10–15 years of age are asked to complete a shorter version.	Panel survey of households with yearly interviews. Data collection for a single wave is scheduled across 24 months.	Smoking status; amount smoked and nicotine intake; nicotine dependence; route to quit; e-cigarette use; Past month alcohol spend; frequency of alcohol consumption whilst pregnant; units of alcohol per day/week; ever consumption of alcohol; number of alcoholic drinks in past month
OPN ¹⁴	Smoking	Data collected on ~8,000 adults per year (aged 16+).	Monthly survey. Surveys runs for eight months each year.	Smoking prevalence; cigarette consumption; cigarette type; cigarette dependence; tar yield; age started smoking; desire to quit; e-cigarette and other alternative nicotine delivery device use demographics.
APS (Labour Force Survey) ¹⁵	Smoking	Household surveys across the UK. N = ~320,000	Survey conducted monthly (disseminated quarterly and reported annually).	Regular and current cigarette smoking.
ITC ¹⁶	Smoking	20 countries (including UK); telephone surveys. N = ~2,000 adult smokers per country.	Annual. Yearly follow-up with replenishment for drop-outs and those who stop smoking.	Smoking behaviours and dependence; quitting behaviours; use of alternative nicotine products; attitudes towards and effects of label warnings, advertising, and taxation; health beliefs; demographics; other potential moderators.
YouGov/ASH Smokefree GB	Smoking	2010 to present; N = ~12,000, 18+ GB population	Cross-sectional surveys conducted annually in Feb/March each year	Smoking status; e-cigarette use, cannabis use (2019 onwards) smokeless tobacco, shisha and other nicotine containing products (not in all years). Exposure to second-hand smoke and support for policy measures.

Representative Survey	Behaviour measured (tobacco/alcohol/tobacco and alcohol)	Sample	Design	Tobacco/alcohol control parameters measured
National survey for Wales ¹⁷	Smoking & Alcohol	~12,000 adults across Wales	Cross-sectional annual and monthly surveys	Smoking status and quitting behaviour, e-cigarette use, exposure to second-hand smoke Alcohol consumption
Scottish health survey ¹⁸	Smoking & Alcohol	~4800 adults age 16+ across Scotland	Annual cross-sectional surveys	Smoking status and quitting behaviour, cigarette consumption, exposure to second-hand smoke, NRT use, e-cigarette use, medical advice on smoking cessation Alcohol consumption, type of alcohol consumed
NDNS ¹⁹	Alcohol	2008 to present surveys cover all individuals aged 1.5 years+ living in private households. Data are currently collected on around 500 adults (aged 19+) and 500 children each year (aged 1.5–18 years).	Cross-sectional surveys conducted annually.	Alcohol consumption in the past week; on the heaviest drinking day, amount drunk; type of alcohol consumed
IAC APISE ²⁰	Alcohol	~2000 adults (aged 16+) in England.	Annual survey with 12 month follow-up.	Frequency of drinking and typical occasion quantity; preloading; drinking location (e.g. pub, own home); perceptions of availability and affordability

STS/ATS: Smoking and Alcohol Toolkit Study; HSE = Health Survey for England; ONS = Office of National Statistics Opinions Survey (formerly Omnibus Survey); UKHLS = Understanding Society, the UK Household Longitudinal Study; APS = Annual Population Survey; OPN = Opinions and Lifestyle Survey; ITC = International Tobacco Control Policy Evaluation Project; NDNS = National Diet and Nutrition Survey; IAC APISE = International Alcohol Control Policy Evaluation Study; England and Scotland study.

adults aged 18 years or older until such time that is safe to return to the usual method.

The telephone interviews are conducted by landline and mobile using a standard landline random digit dialling (RDD), mobile RDD, and targeted mobile. In terms of the sample processed, each eligible landline telephone number across GB has a random probability of selection proportionate to population distribution (i.e. stratification of the landline telephone database by and within Government Office Region, GOR). Within GOR, the system is based on UK postcode sector information. Each postcode sector is matched to the relevant standard telephone dialling code and telephone number stubs are derived from information obtained from the Office of Communications (Ofcom). Selection probability of postcode sectors is proportional to the number of households within or across a given area by using the household density information that is attached to each postcode sector. Mobile sampling uses largely the same approach as landline sampling; however, the selection is in proportion to the known mobile network share. This mobile network share is continually updated using robust publicly available statistics to ensure that accurate samples of the mobile using population. Mobile, targeted mobile and landline sampling are carried out in equal proportions. To maximise response rates more landline sampling takes places earlier in the day, with more mobile sampling later in the day.

Data are provided to UCL in a SPSS dataset, with analyses typically undertaken in the latest version of R or SPSS.

Ethical considerations

In accordance with our ethical approval (ID 2808/005), all respondents are given a written information sheet about the study and provide informed verbal consent. Ipsos MORI handle all personal data according to GDPR. Ethical approval for the STS/ATS and expansion to Scotland and Wales was granted by the UCL Ethics Committee as was the change to telephone sampling (ID 0498/001).

Sample

The study is initially funded for a four-year period between October 2020 and September 2024. It is anticipated that data on around 29,400 individuals (~20,400 from England, 5,400 from Scotland and 3,600 from Wales) will be collected each year. However, as with the STS and ATS which have been collecting data in England for 14 and 6 years, respectively, it is planned that the STS/ATS will be extended beyond this initial period in Wales and Scotland.

Measures

A core set of measures are included in each monthly STS/ATS survey. The STS/ATS was set up as a dynamic 'toolkit' for researchers in alcohol and tobacco control, and has the flexibility to add or remove questions as needed to test new hypotheses or according to policymaker and public interest across GB. For instance, the STS/ATS questionnaires were revised in March 2020 following consultation with a range of

stakeholders across Great Britain and a selection of new questions and response options were added.

The measures in the STS/ATS are summarised in [Table 2](#) and below. Specific details regarding the questions and responses for each measure are provided as extended data²¹. The majority of these measures have also been reported in previous protocols for the smoking and alcohol components of the survey^{10,11}.

Sociodemographic characteristics. Data are collected on sex, ethnicity, socio-economic position (SEP), marital status, number of residents and children in the household, sexual orientation, age, disability, religion, internet access and use, newspaper readership, durable electronic goods ownership, and government office region (London, South East, South West, East Anglia, East Midlands, West Midlands, Yorkshire/Humberside, North West and North East). Various measures are used as indicators of SEP, such as car and home ownership, employment status, educational achievements, income, housing tenure and by social grade. Social grade is measured using the National Readership Survey social-grades system: A: higher managerial, administrative or professional; B: intermediate managerial, administrative or professional; C1: supervisory or clerical and junior managerial administrative or professional; C2: skilled manual workers; D: Semi and unskilled manual workers; and E: Casual workers, pensioners and others who depend on the welfare state for their income^{22,23}.

Smoking measures

Smoking status

Respondents provide information as to whether they are currently smoking (daily or non-daily), quit within the past year, quit more than one year ago, never smoked, or if they use non-cigarette tobacco (e.g. cigar/pipe smoking).

Amount smoked and nicotine intake

To ascertain consumption, participants are asked about the number of cigarettes or other nicotine products used per day, week or month.

Nicotine dependence

To assess nicotine dependence, respondents answer questions used to derive a value for the Fagerström Test for Nicotine Dependence, the Heaviness of Smoking Index and the strength of urge to smoke^{24,25}.

Route to quit

Respondents are asked questions pertaining to their motivation to quit smoking, the triggers of quit attempts, barriers to quitting, attempts to quit, methods of quitting (including pharmacological and behavioural aids, health professional advice, planning in advance, pre-quit smoking reduction) and success at quitting.

Motivation to stop smoking

To provide information on motivation to stop smoking, participants are asked about their attitudes, beliefs and motives associated with smoking and smoking cessation²⁶.

Table 2. Summary of STS/ATS measures.

Measures	
Sociodemographic characteristics	Sex
	Ethnicity
	Socio-economic position (NRS occupation based social grade ²² , housing tenure, car ownership, educational achievement, income, employment status)
	Age
	Government office region
	Marital status
	Number of adults and children in household
	Disability
	Religion
	Internet access and use
	Newspaper readership
	Electronic durables ownership and use
	Smoking measures
Amount smoked and nicotine intake	
Nicotine dependence	
Route to quit smoking	
Motivation to stop smoking	
Harm reduction	
Source of tobacco purchase	
Menthol cigarette consumption ^a	
Support for current policy options ^b	
Alcohol measures	Prevalence & frequency of hazardous drinking
	Current attempts and motivation to reduce alcohol consumption
	Receipt of health professional advice on drinking
	Amount spent
	Urges to drink
	Serious attempt to reduce intake
	Help sought and motives for recent attempts to reduce intake
	Source of alcohol purchase ^c
	Exposure to drinking guidelines ^c
Support for alcohol policy options ^b	
Mental health measures	Diagnosis with a mental health problem (since aged 16 years) ^d
	Past month psychological distress ^d

^aAdded in July 2020 following EU TPD ban on sale menthol cigarettes; ^bAsked for one wave (November) annually; ^cAdded following consultation with stakeholders; ^dMental health question added in April 2020

Harm reduction

Harm reduction measures include questions about attempts to cut down but not quit; use of nicotine replacement therapy for cutting down and/or temporary abstinence from smoking, and the use of e-cigarettes.

Support for current policy options

For one wave annually (May) participants are asked about their level of support for various policies (e.g. raising the legal age of tobacco sale, tax increases, cigarette pack inserts).

Policy specific items. Questions can be added or taken away in response to relevant ongoing and emerging policy issues. An example of this is below with regard to menthol cigarettes.

Menthol cigarettes

Under the European Union Tobacco Products Directive, from May 20th 2020 the sale of menthol cigarettes was banned in the UK²⁷. To understand whether this ban has impacted menthol cigarette smoking an additional STS/ATS question was added in July 2020 and respondents are now asked about the flavour of tobacco they usually smoke.

Alcohol measures**Prevalence and frequency of hazardous drinking**

The AUDIT screening tool²⁸ for alcohol use is used to identify participants who could be classed as dependent, harmful or hazardous drinkers. The STS/ATS uses an extended item version of the AUDIT questionnaire adopted in previous 'Screening and Brief Alcohol Intervention in Primary Care (SIPS)' trials; to allow exploration of higher levels of alcohol consumption in addition to the standard AUDIT scoring system²⁸. Those who indicate hazardous and or harmful alcohol consumption and possible dependence are then asked a set of questions summarised below.

Current attempts and motivation to reduce alcohol consumption

Participants are asked if they are currently attempting to reduce their alcohol intake and whether they are motivated to do so.

Receipt of health professional advice on drinking

Participants are asked if they received any advice about their alcohol consumption from their GP and the form of this advice i.e. whether they were given help during a GP surgery visit or referred to a specialist service.

Amount spent

Participants provide information on the amount they spend on alcohol per week, and how much of this is spent buying alcohol on premises away from their home (e.g. pubs, clubs, bars or restaurants).

Urges to drink

Participants are asked how strongly they have felt the urge to drink alcohol in the past 24 hours.

Serious attempt to reduce intake

The number of serious attempts to reduce alcohol intake is reported by participants.

Help sought and reasons for recent attempts to reduce intake

Related to the recent attempts to cut down on drinking, questions are also asked on what help was sought (e.g. medication, counselling, a website or telephone helpline, low-alcohol/alcohol free drinks) and what the reasons were for cutting down (e.g. advice from doctors, expense, advertisements or health problems).

Source of alcohol purchase

Participants provide information about where they purchase alcohol (for their own consumption).

Exposure to drinking guidelines

Participants are asked about where they saw, read or heard about national drinking guidelines.

Support for current policy options

As with the tobacco policy questions, for one wave annually (May) participants are asked about their level of support for various policies (e.g. minimum unit pricing, sales restrictions, taxes).

Mental health measures. In 2016 and 2017 the STS/ATS asked past-year smokers in England about their mental health, asking about whether they had ever been diagnosed with any of a list of mental health problems, whether they had received treatment in the past year and their level of past-month distress using the K6, a screening instrument for severe and moderate mental illness²⁹). Two of these questions (ever diagnosis and past-month distress) have been included again from April 2020 and are now asked of **all** adults in GB. Due to the COVID-19 pandemic mental health questions are asked over the telephone, but when the face-to-face survey resumes they will be self-completed by each participant.

Data management

Data from the STS/ATS is anonymous and does not contain any information that can be used to identify participants. Each month a new wave of cross-sectional data is sent by Ipsos Mori to UCL, where it is screened for error by UCL researchers before being cumulatively added to the previous wave(s). The anonymous dataset is shared with approved researchers at UCL and partner institutions for analysis. All procedures are GDPR compliant. New requests for access to data are approved following submission of a form detailing the purpose of the request and plans for analysis.

Statistical analysis

Descriptive statistics (including parameter estimates, number of participants, measures of spread) will describe fundamental features overall and from each nation in GB, including smoking and alcohol related behaviours and the sociodemographic profile of participants.

For the reporting of individual-level descriptive statistics and for analyses involving data aggregated at the population-level, data is weighted to be representative of the population using a raking (marginal) weighting technique³⁰. This involves an iterative sequence of weighting adjustments whereby separate nationally representative target profiles are set (gender, working status, prevalence of children in the household, age, social grade and region) and the process repeated until all variables match the specified targets.

Although causality cannot confidently be inferred from observational designs, analyses using STS/ATS data will measure and adjust for potential confounding. At the individual level this may involve including socio-demographic characteristics; at the population level this will involve other interventions and policies that have been introduced in that population.

Differences between groups. To assess group differences (e.g. according to socio-demographic or smoking and drinking characteristics of interest) where the outcome is normally distributed we will use independent samples t-tests (to compare the means of a quantitative dependent variable across two levels of an independent variable) and ANOVAS (for differences in the means of a quantitative dependent variable across two or more levels of an independent variable) or ANCOVAS (where there are continuous and categorical independent variables). Should parametric assumptions be violated, transformations will be performed or appropriate non-parametric tests employed (Wilcoxon-Mann-Whitney test and Kruskal Wallis test).

Relationships between two or more variables. To describe the strength of a relationship between two categorical variables (for instance between certain characteristics of smoking and mental health status³¹), chi-squared tests (or log-linear analysis for more than two categorical variables) will be used. We will use the generalized linear modelling (GLM) framework to examine the relationship between an independent and outcome variable. To examine the association between a quantitative independent variable and a normally distributed quantitative outcome variable we will use linear regression and multivariable linear regression (to adjust for confounding variables), as exemplified by an STS analysis assessing the number of cigarettes smoked per day by adult smokers from 2008 to 2017⁶.

For outcomes with other probability distributions (including binomial, Poisson and multinomial) we will use appropriate regression techniques from the GLM family. For binary outcome data we will use as binary and multivariable binary logistic (for odds ratios) or log-binomial (for relative risks) regression. These methods have been employed in numerous STS studies to analyse associations between self-reported abstinence and use of different smoking cessation aids^{32,33}. Where the outcomes are ordinal or have more than two levels we will use ordinal or multinomial logistic regression, respectively. Ordinal regression was used to explore patterns of alcohol consumption in England throughout the year⁷. For count data (e.g. the number of smokers per 1000 individuals each month³⁴) we will use Poisson or negative binomial regression models.

To assess the association between two or more independent variables with two or more dependent variables (for example between socio-economic position and several measures of harmful alcohol drinking⁵), multivariate regression will be used.

Time-series analysis. To assess trends over time in response to policies and population-level interventions, interrupted time-series analysis (TSA) will be used. This family of analyses allows for autocorrelation and consideration of underlying trends in the time series³⁵. For data aggregated at the population level, methods of TSA include generalized least squares (GLS), generalized additive mixed models (GAMM), autoregressive integrated moving average with exogenous input (ARIMAX) and vector autoregression (VAR) models. Some of these methods have been applied to STS/ATS data to evaluate the effects of notable policies such as the revised low-risk drinking guidelines³⁶, and tobacco control mass media expenditure³⁷.

Trend analysis. In the absence of autocorrelation, generalised linear models (including Poisson regression for low frequency data, and logistic regression for binary data) and linear regression (including polynomial regression, power and logarithmic regression)³⁸ will be used to assess an outcome across over a time trend. If the study is concerned with the impact of an event or intervention, segmented regression³⁹ will be used.

Bayes factors. Bayes factors will be calculated where appropriate. They indicate the relative likelihood of a hypothesised difference/association versus no difference/association; and allow two interpretations of a null result to be distinguished (there is evidence for the null-hypothesis or the data are insensitive in distinguishing an effect)⁴⁰. Robustness regions may also be specified for reported Bayes factors, which indicate the range of expected effect sizes used when specifying the alternative model that support the same conclusion (e.g. evidence for hypothesised difference/association, evidence for the null hypothesis, or inconclusive outcomes)³⁴.

Handling of missing data. Missing data on the outcome and other variables of interest will be handled using appropriate methods for each study and the type of missingness. First, we will assess whether respondents with missing data differ systematically from those with complete data on the exposure and outcome variables of interest. If data are missing from variables in a small number of cases (<5%), these cases will be removed from the analytical sample and a complete-case analysis will be conducted under the assumption that they are missing completely at random⁴¹. In situations where data on outcome variables were not collected for every wave during a given time-period, multiple imputation will be used to impute the missing values (using all other variables as predictors (complete cases only)). For time-series analyses that are being conducted on aggregated data from surveys that have differing amounts and types of missing data in the samples generating the aggregate value, time-series specific multiple imputation methods will be used³⁵.

Pre-registration. All analysis plans will be pre-registered on the [open science framework](#) prior to conducting the analysis.

This includes considering and planning the inclusion of potential confounding variables.

Dissemination

Results will be disseminated using a website with findings shown for each nation in Scotland, Wales and England. Regular updates will be delivered to key stakeholders across these nations including devolved governments, key public health bodies and non-governmental organisations working in tobacco or alcohol control.

Discussion

Extension of the STS/ATS from England into Scotland and Wales will provide timely representative data on smoking and alcohol use across Great Britain, and permit monitoring of trends in behaviour in the context of potentially divergent policy scenarios. Specifically, research using the STS/ATS will evaluate natural experiments resulting from differential implementation of systems-level interventions within and between the devolved nations. For example, potential changes in the level and trend in population-level behaviour following policies affecting the availability and price of alcohol or tobacco products in one nation can be compared with others where such policies were not enacted.

The STS/ATS has demonstrated several strengths during data collection in England to date, and which will now be extended to Scotland and Wales. The surveys have proven to be a valid and valuable tool to examine changes in the prevalence of smoking and harmful drinking at the population level in England (see www.smokinginengland.info) and allowed other important indicators of behaviour such as attempts and motivation and methods to quit/cut down to be assessed regularly⁶ and in response to key policies and events^{36,42}. The collection of a large sample of data on a monthly basis has permitted a more sensitive assessment of the effects of these policies than has been possible with annual national surveys.

Moreover, all outcomes can be examined according to key socio-demographic characteristics of the population such as socio-economic position, sex, age and region. The combination of smoking and alcohol behaviour measurement also allows comparisons to be made between tobacco and alcohol use^{43,44}. Finally the data can inform the forecasting of longer-term trends in behaviour and the associated health impacts across GB⁴⁵.

A limitation of the STS/ATS includes the self-reporting of both smoking and alcohol use. In the context of the COVID-19 pandemic, the temporary replacement of face to face with telephone data collection (and the future return of face to face) may influence the representativeness of the surveys and their comparison with pre-COVID-19 waves. However, the comparability of the two modes of data collection will be assessed using parallel waves of face to face and telephone surveys when possible.

Data availability

Underlying data

No data are associated with this article.

Extended data

Open Science Framework: Protocol for expansion of an existing national monthly survey of smoking behaviour and alcohol use in England to Scotland and Wales: The Smoking and Alcohol Toolkit Study. <https://doi.org/10.17605/OSF.IO/2Z3TE²¹>

This project contains the following extended data:

- A detailed measures table for the STS/ATS (Supplementary Table s1)

Data are available under the terms of the [Creative Commons Zero “No rights reserved” data waiver](https://creativecommons.org/licenses/by/4.0/) (CC0 1.0 Public domain dedication).

References

1. Office for National Statistics: **Alcohol-specific deaths in the UK**. 2019; Accessed October 21, 2020. [Reference Source](#)
2. Office for National Statistics: **Adult smoking habits in the UK**. 2020; Accessed October 21, 2020. [Reference Source](#)
3. Public Health England: **Local Tobacco Control Profiles**. 2021; Accessed February 15, 2021. [Reference Source](#)
4. Office for National Statistics: **Adult drinking habits in Great Britain**. 2018; Accessed October 21, 2020. [Reference Source](#)
5. Beard E, Brown J, West R, *et al.*: **Deconstructing the Alcohol Harm Paradox: A Population Based Survey of Adults in England**. Ciccozzi M, ed. *PLoS One*. 2016; **11**(9): e0160666. [PubMed Abstract](#) | [Publisher Full Text](#) | [Free Full Text](#)
6. Garnett C, Tombor I, Beard E, *et al.*: **Changes in smoker characteristics in England between 2008 and 2017**. *Addiction*. 2020; **115**(4): 748–756. [PubMed Abstract](#) | [Publisher Full Text](#) | [Free Full Text](#)
7. De Vocht F, Brown J, Beard E, *et al.*: **Temporal patterns of alcohol consumption and attempts to reduce alcohol intake in England**. *BMC Public Health*. 2016; **16**(1): 917. [PubMed Abstract](#) | [Publisher Full Text](#) | [Free Full Text](#)
8. Beard E, Brown J, West R, *et al.*: **Are population trends in high-risk alcohol consumption in smokers associated with trends in quit attempts and quit success? A time-series analysis**. *BMJ Open*. 2020; **10**(7): e034262. [PubMed Abstract](#) | [Publisher Full Text](#) | [Free Full Text](#)
9. Holmes J, Beard E, Brennan A, *et al.*: **Effects on alcohol consumption of announcing revised UK low-risk drinking guidelines: findings from a monthly cross-sectional survey**. *Lancet*. 2019; **394**: S54. [Publisher Full Text](#)
10. Fidler JA, Shahab L, West O, *et al.*: **“The smoking toolkit study”: a national**

- study of smoking and smoking cessation in England. *BMC Public Health*. 2011; **11**: 479.
[PubMed Abstract](#) | [Publisher Full Text](#) | [Free Full Text](#)
11. Beard E, Brown J, West R, *et al.*: Protocol for a national monthly survey of alcohol use in England with 6-month follow-up: 'the Alcohol Toolkit Study'. *BMC Public Health*. 2015; **15**(1): 230.
[PubMed Abstract](#) | [Publisher Full Text](#) | [Free Full Text](#)
 12. Osborne B, Cooper V: **Health Survey for England 2017: Adult Health Related Behaviours**. 2018; Accessed February 26, 2021.
 13. **The UK Household Longitudinal Study: Main Survey User Guide: Understanding Society**. 2020; Accessed February 26, 2021.
[Reference Source](#)
 14. Office for National Statistics (ONS): **Opinions and Lifestyle Survey QMI - Office for National Statistics**. 2020; Accessed February 26, 2021.
[Reference Source](#)
 15. Office for National Statistics (ONS): **Annual population survey (APS) QMI - Office for National Statistics**. 2020; Accessed February 26, 2021.
[Reference Source](#)
 16. **International Tobacco Control Policy Evaluation Project: Surveys - ITC Project**. Published 2020; Accessed February 26, 2021.
[Reference Source](#)
 17. Welsh Government: **National Survey for Wales GOV.WALES**. 2021; Accessed February 26, 2021.
[Reference Source](#)
 18. Scottish Government: **Scottish surveys core questions: 2018 analytical tables - gov.scot**. 2018; Accessed February 26, 2021.
[Reference Source](#)
 19. UK Government: **National Diet and Nutrition Survey - GOV.UK**. 2020; Accessed February 26, 2021.
[Reference Source](#)
 20. Casswell S, Meier P, MacKintosh AM, *et al.*: **The International Alcohol Control (IAC) Study-Evaluating the Impact of Alcohol Policies**. *Alcohol Clin Exp Res*. 2012; **36**(8): 1462-1467.
[PubMed Abstract](#) | [Publisher Full Text](#)
 21. Kock L, Brown J: **Protocol for expansion of an existing national monthly survey of smoking behaviour and alcohol use in England to Scotland and Wales: The Smoking and Alcohol Toolkit Study**. 2021.
<http://www.doi.org/10.17605/OSF.IO/Z23TE>
 22. NRS: **National Readership Survey - Social Grade**. 2017; Accessed November 24, 2017.
[Reference Source](#)
 23. Ipsos MORI: **Social Grade**. Accessed October 22, 2020.
[Reference Source](#)
 24. Fidler JA, Shahab L, West R: **Strength of urges to smoke as a measure of severity of cigarette dependence: comparison with the Fagerström Test for Nicotine Dependence and its components**. *Addiction*. 2011; **106**(3): 631-638.
[PubMed Abstract](#) | [Publisher Full Text](#)
 25. John U, Meyer C, Schumann A, *et al.*: **A short form of the Fagerström Test for Nicotine Dependence and the Heaviness of Smoking Index in two adult population samples**. *Addict Behav*. 2004; **29**(6): 1207-1212.
[PubMed Abstract](#) | [Publisher Full Text](#)
 26. Kotz D, Brown J, West R: **Predictive validity of the Motivation To Stop Scale (MTSS): a single-item measure of motivation to stop smoking**. *Drug Alcohol Depend*. 2013; **128**(1-2): 15-19.
[PubMed Abstract](#) | [Publisher Full Text](#)
 27. Hiscock R, Silver K, Zatoński M, *et al.*: **Tobacco industry tactics to circumvent and undermine the menthol cigarette ban in the UK**. *Tob Control*. 2020; **29**(e1): 138-142.
[PubMed Abstract](#) | [Publisher Full Text](#) | [Free Full Text](#)
 28. Babor TF, Higgins-Biddle JC, Saunders JB, *et al.*: **The Alcohol Use Disorders Identification Scale**. World Health Organization Geneva; 2001.
[Reference Source](#)
 29. Kessler RC, Green JG, Gruber MJ, *et al.*: **Screening for serious mental illness in the general population with the K6 screening scale: results from the WHO World Mental Health (WMH) survey initiative**. *Int J Methods Psychiatr Res*. 2010; **19** Suppl 1(Suppl 1): 4-22.
[PubMed Abstract](#) | [Publisher Full Text](#) | [Free Full Text](#)
 30. Sharot T: **Weighting survey results**. *J Mark Res Soc*. 1986; **28**(3): 269-284.
[Reference Source](#)
 31. Brose LS, Brown J, Robson D, *et al.*: **Mental health, smoking, harm reduction and quit attempts - A population survey in England**. *BMC Public Health*. 2020; **20**(1): 1237.
[PubMed Abstract](#) | [Publisher Full Text](#) | [Free Full Text](#)
 32. Jackson SE, Kotz D, West R, *et al.*: **Moderators of real-world effectiveness of smoking cessation aids: a population study**. *Addiction*. 2019; **114**(9): 1627-1638.
[PubMed Abstract](#) | [Publisher Full Text](#) | [Free Full Text](#)
 33. Jackson SE, Farrow E, Brown J, *et al.*: **Is dual use of nicotine products and cigarettes associated with smoking reduction and cessation behaviours? A prospective study in England**. *BMJ Open*. 2020; **10**(3): 36055.
[PubMed Abstract](#) | [Publisher Full Text](#) | [Free Full Text](#)
 34. Kuipers MAG, Beard E, Hitchman SC, *et al.*: **Impact on smoking of England's 2012 partial tobacco point of sale display ban: a repeated cross-sectional national study**. *Tob Control*. 2017; **26**(2): 141-148.
[PubMed Abstract](#) | [Publisher Full Text](#) | [Free Full Text](#)
 35. Beard E, Marsden J, Brown J, *et al.*: **Understanding and using time series analyses in addiction research**. *Addiction*. 2019; **114**(10): 1866-1884.
[PubMed Abstract](#) | [Publisher Full Text](#)
 36. Holmes J, Beard E, Brown J, *et al.*: **Effects on alcohol consumption of announcing and implementing revised UK low-risk drinking guidelines: findings from an interrupted time series analysis**. *J Epidemiol Community Health*. 2020; **74**(11): 942-949.
[PubMed Abstract](#) | [Publisher Full Text](#) | [Free Full Text](#)
 37. Kuipers MAG, Beard E, West R, *et al.*: **Associations between tobacco control mass media campaign expenditure and smoking prevalence and quitting in England: A time series analysis**. *Tob Control*. 2018; **27**(4): 455-462.
[PubMed Abstract](#) | [Publisher Full Text](#) | [Free Full Text](#)
 38. Jackson SE, McGowan JA, Ubhi HK, *et al.*: **Modelling continuous abstinence rates over time from clinical trials of pharmacological interventions for smoking cessation**. *Addiction*. 2019; **114**(5): 787-797.
[PubMed Abstract](#) | [Publisher Full Text](#) | [Free Full Text](#)
 39. Beard EV, West R, Jarvis M, *et al.*: **'S'-shaped curve: modelling trends in smoking prevalence, uptake and cessation in Great Britain from 1973 to 2016**. *Thorax*. 2019; **74**(9): 875-881.
[PubMed Abstract](#) | [Publisher Full Text](#) | [Free Full Text](#)
 40. Beard E, Dienes Z, Muirhead C, *et al.*: **Using Bayes factors for testing hypotheses about intervention effectiveness in addictions research**. *Addiction*. 2016; **111**(12): 2230-2247.
[PubMed Abstract](#) | [Publisher Full Text](#) | [Free Full Text](#)
 41. Jakobsen JC, Gluud C, Wetterslev J, *et al.*: **When and how should multiple imputation be used for handling missing data in randomised clinical trials- a practical guide with flowcharts**. *BMC Med Res Methodol*. 2017; **17**(1): 1-10.
[PubMed Abstract](#) | [Publisher Full Text](#) | [Free Full Text](#)
 42. Beard E, Jackson SE, West R, *et al.*: **Population-level predictors of changes in success rates of smoking quit attempts in England: a time series analysis**. *Addiction*. Published online December 2019; **115**(2): 315-325.
[PubMed Abstract](#) | [Publisher Full Text](#) | [Free Full Text](#)
 43. Jackson SE, Beard E, Michie S, *et al.*: **Is the use of e-cigarettes for smoking cessation associated with alcohol consumption? A population-level survey of successful quitters in England**. *Addict Behav*. 2020; **101**: 106138.
[PubMed Abstract](#) | [Publisher Full Text](#)
 44. Beard E, Brown J, West R, *et al.*: **Healthier central England or North-South divide? Analysis of national survey data on smoking and high-risk drinking**. *BMJ Open*. 2017; **7**(3): e014210.
[PubMed Abstract](#) | [Publisher Full Text](#) | [Free Full Text](#)
 45. Brennan A, Meng Y, Holmes J, *et al.*: **Potential benefits of minimum unit pricing for alcohol versus a ban on below cost selling in England 2014: modelling study**. *BMJ*. 2014; **349**: g5452.
[PubMed Abstract](#) | [Publisher Full Text](#) | [Free Full Text](#)

Open Peer Review

Current Peer Review Status:  

Version 1

Reviewer Report 16 August 2021

<https://doi.org/10.21956/wellcomeopenres.18415.r45301>

© 2021 Bullen C. This is an open access peer review report distributed under the terms of the [Creative Commons Attribution License](#), which permits unrestricted use, distribution, and reproduction in any medium, provided the original work is properly cited.



Chris Bullen

National Institute for Health Innovation, University of Auckland, Auckland, New Zealand

The article outlines the study protocol for a series of monthly cross-sectional computer-assisted telephone household surveys on smoking and alcohol use behaviour (and some in England, Scotland and Wales).

The aims are clear: to provide regular tracking of smoking and alcohol-related behaviours on a monthly basis to inform and evaluate national tobacco and alcohol control policies across devolved nations in Great Britain. There is a strong rationale provided for such analyses.

Specifically, the surveys will provide a measure of smoking prevalence, ask about smoking and quitting behaviour, the types of support people use to quit and use of e-cigarettes; for alcohol, a measure of hazardous drinking using the AUDIT test will be possible, as well as information on consumption reduction efforts and support for consumption reduction from health professionals. In addition there will be questions about support for policies in play or about to be enacted.

The survey methods are well-described in sufficient detail to enable others to replicate the approach in other jurisdictions. The survey will be conducted by a market research company. Participants are sampled using a two-stage stratified random location sampling method that has been used in previous waves of the same study but confined to date to England. The sample size is likely to be around 30,000 per year in total.

More details should be provided about the sample size estimation. Will the smaller samples for Wales and Scotland be sufficient to enable separate country analyses, and inter-country comparisons (which would be informative because of the different policies in each country towards eg e-cigarettes)?

There is a clear description of the questions but limited reference to validated scales for a number of the questions. There is a lucid account of the analysis of the data including handling of missing data. The authors have a long track record of undertaking such analyses in a rigorous, robust and transparent manner.

Is the rationale for, and objectives of, the study clearly described?

Yes

Is the study design appropriate for the research question?

Yes

Are sufficient details of the methods provided to allow replication by others?

Yes

Are the datasets clearly presented in a useable and accessible format?

Not applicable

Competing Interests: No competing interests were disclosed.

Reviewer Expertise: Epidemiology, public health, tobacco control

I confirm that I have read this submission and believe that I have an appropriate level of expertise to confirm that it is of an acceptable scientific standard.

Reviewer Report 17 May 2021

<https://doi.org/10.21956/wellcomeopenres.18415.r43321>

© 2021 St Helen G. This is an open access peer review report distributed under the terms of the [Creative Commons Attribution License](#), which permits unrestricted use, distribution, and reproduction in any medium, provided the original work is properly cited.



Gideon St Helen 

Clinical Pharmacology Research Program, Division of Cardiology, Department of Medicine, University of California, San Francisco, San Francisco, CA, USA

The protocol to expand an established survey to Scotland and Wales is well-written, the rationale for the protocol/study is clear, and the knowledge to be gained by this expansion is important. For example, the frequent interviews done across the three jurisdictions will allow a comparison of the impact of various policies.

The protocol does not have much information on questions, if at all, that would address e-cigarette use. Is that left to another study?

Also, under smoking status, it would be useful to probe on day and time of last use of the products. Further, are cigarettes smoked factory-manufactured or roll-your-own? As more restrictions are placed on smoking, some may move to rolling their own cigarettes.

All in all, a well-thought protocol.

Is the rationale for, and objectives of, the study clearly described?

Yes

Is the study design appropriate for the research question?

Yes

Are sufficient details of the methods provided to allow replication by others?

Yes

Are the datasets clearly presented in a useable and accessible format?

Not applicable

Competing Interests: No competing interests were disclosed.

Reviewer Expertise: clinical pharmacology, public health, tobacco control, tobacco regulatory science, toxicology

I confirm that I have read this submission and believe that I have an appropriate level of expertise to confirm that it is of an acceptable scientific standard.
