

Minimalist revision and description of 403 new species in 11 subfamilies of Costa Rican braconid parasitoid wasps, including host records for 219 species

Michael J. Sharkey¹, Daniel H. Janzen², Winnie Hallwachs², Eric G. Chapman³, M. Alex Smith⁴, Tanya Dapkey⁵, Allison Brown⁵, Sujeevan Ratnasingham⁵, Suresh Naik⁵, Ramya Manjunath⁵, Kate Perez⁵, Megan Milton⁵, Paul Hebert⁵, Scott R. Shaw⁶, Rebecca N. Kittel⁷, M. Alma Solis⁸, Mark A. Metz⁸, Paul Z. Goldstein⁸, John W. Brown¹², Donald L.J. Quicke⁹, C. van Achterberg¹⁰, Brian V. Brown¹¹, John M. Burns¹²

1 *The Hymenoptera Institute, 116 Franklin Ave., Redlands, CA, 92373, USA* **2** *Department of Biology, University of Pennsylvania, Philadelphia, PA 19104-6018, USA* **3** *Department of Entomology, University of Kentucky, Lexington, KY 40546-0091, USA* **4** *Department of Integrative Biology, University of Guelph and Biodiversity Institute of Ontario, Guelph, Canada* **5** *Centre for Biodiversity Genomics, University of Guelph, Guelph, Canada* **6** *Department of Ecosystem Science, University of Wyoming, 1000 East University Avenue, Laramie, Wyoming 82071, USA* **7** *Museum Wiesbaden, Hessisches Landesmuseum für Kunst und Natur, Friedrich-Ebert-Allee 2, 65185 Wiesbaden, Germany* **8** *Systematic Entomology Laboratory, Beltsville Agriculture Research Center, Agricultural Research Service, U.S. Department of Agriculture, c/o National Museum Natural History, MRC 168, Smithsonian Institution, P.O. Box 37012, Washington, DC, 20013-7012, USA* **9** *Department of Biology, Faculty of Life Sciences, Chulalongkorn University, Bangkok, Thailand* **10** *Naturalis Biodiversity Center, Postbus 9517, 2300 RA Leiden, The Netherlands* **11** *Department of Entomology, Natural History Museum of Los Angeles County, 900 Exposition Boulevard, Los Angeles, CA, 90007, USA* **12** *Division of Entomology, PO Box 37012 12. National Museum of Natural History E515 MRC127, Washington, DC 20013-7012, USA*

Corresponding author: Michael J. Sharkey (msharkey@uky.edu)

Academic editor: L. Penev | Received 19 June 2020 | Accepted 30 September 2020 | Published 2 February 2021

<http://zoobank.org/CFDCEFB-5230-4033-9D46-E302F66E9886>

Citation: Sharkey MJ, Janzen DH, Hallwachs W, Chapman EG, Smith MA, Dapkey T, Brown A, Ratnasingham S, Naik S, Manjunath R, Perez K, Milton M, Hebert P, Shaw SR, Kittel RN, Solis MA, Metz MA, Goldstein PZ, Brown JW, Quicke DLJ, van Achterberg C, Brown BV, Burns JM (2021) Minimalist revision and description of 403 new species in 11 subfamilies of Costa Rican braconid parasitoid wasps, including host records for 219 species. ZooKeys 1013: 1–665. <https://doi.org/10.3897/zookeys.1013.55600>

Abstract

Three new genera are described: *Michener* (Proteropinae), *Bioalfa* (Rogadinae), and *Hermosomastax* (Rogadinae). Keys are given for the New World genera of the following braconid subfamilies: Agathidinae, Braconinae, Cheloninae, Homolobinae, Hormiinae, Ichneutinae, Macrocentrinae, Orgilinae, Proteropinae, Rhysipolinae, and Rogadinae. In these subfamilies 416 species are described or redescribed. Most of the species have been reared and all but 13 are new to science. A consensus sequence of the COI barcodes possessed by each species is employed to diagnose the species, and this approach is justified in the introduction. Most descriptions consist of a lateral or dorsal image of the holotype, a diagnostic COI consensus barcode, the Barcode Index Number (BIN) code with a link to the Barcode of Life Database (BOLD), and the holotype specimen information required by the International Code of Zoological Nomenclature. The following species are treated and those lacking authorship are newly described here with authorship attributable to Sharkey except for the new species of Macrocentrinae which are by Sharkey & van Achterberg: AGATHIDINAE: *Aerophilus paulmarshi*, *Mesocoelus davidsmithi*, *Neothlipsis bobkulai*, *Plesiocoelus vanachterbergi*, *Pneumagathis erythrogastra* (Cameron, 1905), *Therophilus bobwhartoni*, *T. donaldquickei*, *T. gracewoodae*, *T. maetoi*, *T. montywoodi*, *T. penteadodiasae*, *Zacremnops brianbrowni*, *Z. coallicue* Sharkey, 1990, *Zacremnops cressoni* (Cameron, 1887), *Z. ekchuah* Sharkey, 1990, *Z. josefernandezi*, *Zelomorpha sarahmeierottoae*. BRACONINAE: *Bracon alejandromarini*, *B. alejandromasisi*, *B. alexamasisae*, *B. andresmarini*, *B. andrewwalshi*, *B. anniapicadoae*, *B. anniemoricae*, *B. barryhammeli*, *B. bernardoespinozai*, *B. carlossanabriai*, *B. chanchini*, *B. christophervallei*, *B. erasmocoronadoi*, *B. eugeniephillipsae*, *B. federicomatarritai*, *B. frankjoycei*, *B. gerardovegai*, *B. germanvegai*, *B. isidrochaconi*, *B. jimlewisei*, *B. josejaramilloi*, *B. juanoseoviedoi*, *B. juliodzi*, *B. luzmariaromeroae*, *B. manuelzumbadoi*, *B. marialuisariasae*, *B. mariamartachavarriae*, *B. mariorivasi*, *B. melissaespinozae*, *B. nelsonzamorai*, *B. nicklaphami*, *B. ninamasisae*, *B. oliverwalshi*, *B. paulamarinae*, *B. rafamoralesi*, *B. robertofernandezi*, *B. rogerblancoi*, *B. ronaldzunigai*, *B. sigifredomarini*, *B. tihisiaboshartae*, *B. wilberthbrizuelai*, *Digonogastra montylloydi*, *D. montywoodi*, *D. motohasegawai*, *D. natuwheelwrighti*, *D. nickgrishini*. CHELONINAE: *Adelius adrianguadamuzi*, *A. gauldi* Shimbori & Shaw, 2019, *A. janzeni* Shimbori & Shaw, 2019, *Ascogaster gloriasihazarae*, *A. grettelvegae*, *A. guillermopereirai*, *A. gustavocheverrii*, *A. katyvandusenae*, *A. luisdiegomezzi*, *Chelonus alejandrozalddivari*, *C. gustavogutierrezzi*, *C. gustavoinduni*, *C. harryramirezi*, *C. hartmanguidoi*, *C. hazelcambroneroae*, *C. iangauldi*, *C. isidrochaconi*, *C. janecheverriae*, *C. jeffmilleri*, *C. jennyphillipsae*, *C. jeremydewaardi*, *C. jessiehillae*, *C. jesusugaldei*, *C. jimlewisei*, *C. jimmilleri*, *C. jimwhitfieldi*, *C. johanvalerioi*, *C. johnburnsi*, *C. johnnyesi*, *C. jorgebaltodanoi*, *C. jorgebernandezzi*, *C. josealfredobernandezi*, *C. josefernandeztrianai*, *C. josehernandezcortesi*, *C. josemanuelperezzi*, *C. josephinerodriguezae*, *C. juanmatai*, *C. junkoshimurae*, *C. kateperezae*, *C. lucianosae*, *C. luzmariaromeroae*, *C. manuelpereirai*, *C. manuelzumbadoi*, *C. marianopereirai*, *C. maribellealvarezae*, *C. markmetzi*, *C. markshawi*, *C. martajimenezae*, *C. mayrabonillae*, *C. meganmiltonae*, *C. melaniamunozae*, *C. michaelstroudi*, *C. michellevanderbankae*, *C. mingfangi*, *C. minorcarmonai*, *C. monikaspringerae*, *C. moniquegilbertae*, *C. motohasegawai*, *C. nataliaivanovae*, *C. nelsonzamorai*, *C. normwoodleyi*, *C. osvaldoespinozai*, *C. pamelacastilloae*, *C. paulgoldsteini*, *C. paulhansonii*, *C. paulheberti*, *C. petronariosae*, *C. ramyamanjunathae*, *C. randallgarciai*, *C. rebeccakittela*, *C. robertoespinozai*, *C. robertofernandezi*, *C. rociocheverriae*, *C. rodrigogomezzi*, *C. ronaldzunigai*, *C. rosibelelizondoeae*, *C. rostermoragai*, *C. ruthfrancaoae*, *C. scottmilleri*, *C. scottshawi*, *C. sergioriosi*, *C. sigifredomarini*, *C. stevearonsoni*, *C. stevestroudi*, *C. sujeevanratnasinghani*, *C. sureshmaiki*, *C. torbjornekremsi*, *C. yeimycedenoeae*, *Leptodrepana alexisae*, *L. erasmocoronadoi*, *L. felipechavarriai*, *L. freddyquesadai*, *L. gilbertfuentesii*, *L. manuelriosi*, *Phanerotoma almasolisae*, *P. alvaroberrenai*, *P. anacordobae*, *P. anamariamongeeae*, *P. andydeansi*, *P. angelagonzalezae*, *P. angelsolisi*, *P. barryhammeli*, *P. bernardoespinozai*, *P. calixtomoragai*, *P. carolinacanoae*, *P. christerhanssoni*, *P. christompsoni*, *P. davesmithi*, *P. davidduthieii*, *P. dirksteinkei*, *P. donquickei*, *P. duniagarcaei*, *P. duvalierbricenoi*, *P. eddysanchezi*, *P. eldanayae*, *P. eliethcantillanoae*, *P. jenopappi*, *Pseudophanerotoma alanflemingi*, *Ps. albanjimenezzi*, *Ps. alejandromarini*, *Ps. alexsmithi*, *Ps. allisonbrownae*, *Ps. bobrobbinsi*. HOMOLOBINAE: *Exasticolus jennyphillipsae*, *E. randallgarciai*, *E. robertofernandezi*, *E. sigifredomarini*, *E. tomlewinsoni*. HORMIINAE: *Hormius anamariamongeeae*, *H. angelsolisi*, *H. anniapicadoae*, *H. arthurchapmani*, *H. barryhammeli*, *H. carmenretanae*, *H. carloswalkeri*, *H. cesarsuarezzi*, *H. danbrooksi*, *H. eddysanchezi*, *H. erikframstadi*,

H. georgedavisi, *H. grettelvegae*, *H. gustavoinduni*, *H. hartmanguidoi*, *H. hectoraritari*, *H. hesiquibenitezi*, *H. irenecanasae*, *H. isidrochaconi*, *H. jaygallegosi*, *H. jimbeachi*, *H. jimlewise*, *H. joelcracrafti*, *H. johanvalerioi*, *H. johnburleyi*, *H. joncoddingtoni*, *H. jorgecarvajali*, *H. juanmatai*, *H. manuelzumbadoi*, *H. mercedesfosterae*, *H. modonnellyae*, *H. nelsonzamorai*, *H. pamelacastilloae*, *H. raycypessi*, *H. ritacolwellae*, *H. robcolwelli*, *H. rogerblancosegurui*, *H. ronaldzunigai*, *H. russchapmani*, *H. virginiaferrisae*, *H. warrenbrighami*, *H. willsflowersi*. ICHNEUTINAE: *Oligoneurus kriskrishtalkai*, *O. jorgejimenezi*, *Paroligoneurus elainehoaglandae*, *P. julianhumbriesi*, *P. mikeiviei*. MACROCENTRINAE: *Austrozele jorgecampabadali*, *A. jorgesoberoni*, *Dolichozele gravitarsis* (Muesebeck, 1938), *D. josefernandeztrianai*, *D. josephinerodriguezae*, *Hymenochaonia kalevikulli*, *H. kateperezae*, *H. katherinebailliae*, *H. katherineellisonae*, *H. katyvandusenae*, *H. kazumifukunagae*, *H. keithlangdoni*, *H. keithwillmotti*, *H. kenjinishidai*, *H. kimberleysheldonae*, *H. krisnorvigae*, *H. lilianamadrigalae*, *H. lizlangleyae*, *Macrocentrus fredsingeri*, *M. geoffbarnardi*, *M. gregburtoni*, *M. gretchendailyae*, *M. grettelvegae*, *M. gustavogutierrezae*, *M. hannahjamesae*, *M. harisridhari*, *M. hillaryrosnerae*, *M. hiroschikidono*, *M. iangauldi*, *M. jennyphillipsae*, *M. jesseausubeli*, *M. jessemaysharkae*, *M. jimwhitfieldi*, *M. johnbrowni*, *M. johnburnsi*, *M. jonathanfranzen*, *M. jonathanrosenbergi*, *M. jorgebaltodanoi*, *M. lucianocapelli*. ORGILINAE: *Orgilus amyrossmanae*, *O. carolyoonae*, *O. christthompsoni*, *O. christinemcmahonae*, *O. dianalipscombae*, *O. ebbenielseni*, *O. elizabethpennisiae*, *O. evertlindquisti*, *O. genestoermeri*, *O. jamesriegeri*, *O. jeanmilleriae*, *O. jeffmilleri*, *O. jerrypowelli*, *O. jimtiedjei*, *O. johnlundbergi*, *O. johnpipolyi*, *O. jorgellorente*, *O. larryspearsi*, *O. marlinricei*, *O. mellissaespinozae*, *O. mikesmithi*, *O. normplatinicki*, *O. peterrauchi*, *O. richardprimacki*, *O. sandraberriosae*, *O. sarahmirandae*, *O. scottmilleri*, *O. scottmorii*, *Stantonia billalleni*, *S. brookejarvisae*, *S. donwilsoni*, *S. erikabjorstromae*, *S. garywolfs*, *S. henrikekmani*, *S. luismirandai*, *S. miriamzunzae*, *S. quentinwheeleri*, *S. robinkazmierae*, *S. ruthtiffenae*. PROTEROPINAE: *Hebichneutes tricolor* Sharkey & Wharton, 1994, *Proterops iangauldi*, *P. vickifunkae*, *Michener charlesi*. RHYSIPOLINAE: *Pseudorhysipolis luisfonseci*, *P. mailynonzalezae*, *Rhysipolis julioquiroi*. ROGADINAE: *Aleiodes adrianaradulovae*, *A. adrianforsythi*, *A. agnespeelleae*, *A. alaneaglei*, *A. alanflemingi*, *A. alanhalevi*, *A. alejandromasisi*, *A. alessandraccallejae*, *A. alexsmithi*, *A. alfonsopescadori*, *A. alisundermieri*, *A. almasolisae*, *A. alvarougaldei*, *A. alvaroumanai*, *A. angelsolisi*, *A. annhowdenae*, *A. bobandersoni*, *A. carolinagodayae*, *A. charlieobrieni*, *A. davefurthi*, *A. donwhiteheadi*, *A. doylemckeyi*, *A. frankhovorei*, *A. henrybowdeni*, *A. inga* Shimbori & Shaw, 2020, *A. johnchemsaki*, *A. johnkingsolveri*, *A. gonodontovor* Shimbori & Shaw, 2020, *A. manuelzumbadoi*, *A. mayrabonillae*, *A. michelledsouzae*, *A. mikeiviei*, *A. normwoodleyi*, *A. pammitchellae*, *A. pauljohnsoni*, *A. rosewarnerae*, *A. steveashei*, *A. terryerwini*, *A. willsflowersi*, *Bioalfa pedroleoni*, *B. alvarougaldei*, *B. rodrigogamezi*, *Choreborogas andydeansi*, *C. eladiocastroi*, *C. felipechavarriae*, *C. frankjoycei*, *Clinocentrus andywarreni*, *Cl. angelsolisi*, *Cystomastax alexhausmanni*, *Cy. angelagonzalezae*, *Cy. ayaigarashiae*, *Hermosomastax clavifemorus* Quicke sp. nov., *Heterogamus donstonei*, *Pseudoyelicones bernsweeneyi*, *Stiropius bencairi*, *S. berndkerni*, *S. edgargutierrezae*, *S. edwilsoni*, *S. ehakernae*, *Trinaphis billfreelandi*, *T. billmclarneyi*, *T. billriplei*, *T. bobandersoni*, *T. bobrobbinsi*, *T. bradzlottnicki*, *T. brianbrowni*, *T. brianlaueri*, *T. briannestjacquesae*, *T. camilocamargoi*, *T. carlosherrerae*, *T. carolinepalmerae*, *T. charlesmorrisi*, *T. chigiybinellae*, *T. christerhansoni*, *T. christthompsoni*, *T. conniebarlowae*, *T. craigsimonsi*, *T. defectus* Valerio, 2015, *T. danielhubi*, *T. davidduthie*, *T. davidwahli*, *T. federicomatarritai*, *T. ferrisjabri*, *T. mariobozai*, *T. martindobrni*, *T. matssegnestami*, *T. mehrdadhajibabaei*, *T. olliefint*, *T. tildalauerae*, *Yelicones dirksteinkei*, *Y. markmetzi*, *Y. monserrathvargasae*, *Y. tricolor* Quicke, 1996. *Y. woldai* Quicke, 1996.

The following new combinations are proposed: *Neothlipsis smithi* (Ashmead), new combination for *Microdus smithi* Ashmead, 1894; *Neothlipsis pygmaeus* (Enderlein), new combination for *Microdus pygmaeus* Enderlein, 1920; *Neothlipsis uncinatus* (Ashmead), new combination for *Microdus uncinatus* Ashmead, 1894; *Therophilus anomalus* (Bortoni and Penteado-Dias) new combination for *Plesiocoelus anomalus* Bortoni and Penteado-Dias, 2015; *Aerophilus areolatus* (Bortoni and Penteado-Dias) new combination for *Plesiocoelus areolatus* Bortoni and Penteado-Dias, 2015; *Pneumagathis erythrogastra* (Cameron) new combination for *Agathis erythrogastra* Cameron, 1905. *Dolichozele citreitarsis* (Enderlein), new combination for *Paniscozele citreitarsis* Enderlein, 1920. *Dolichozele fuscivertex* (Enderlein) new combination for *Paniscozele fuscivertex* Enderlein, 1920. Finally, *Bassus brooksi* Sharkey, 1998 is synonymized with *Agathis erythrogastra* Cameron, 1905; *Paniscozele griseipes* Enderlein, 1920

is synonymized with *Dolichozele koebelei* Viereck, 1911; *Paniscozele carinifrons* Enderlein, 1920 is synonymized with *Dolichozele fuscivertex* (Enderlein, 1920); and *Paniscozele nigricauda* Enderlein, 1920 is synonymized with *Dolichozele quaestor* (Fabricius, 1804). (originally described as *Ophion quaestor* Fabricius, 1804).

Keywords

Accelerated taxonomy, Agathidinae, BIN code, BioAlfa, Braconidae, Braconinae, caterpillar, Cheloninae, COI barcode, conservation, DNA barcode, Homolobinae, Hormiinae, Hymenoptera, Ichneumonoidea, Ichneutinae, Lepidoptera, Macrocentrinae, parasitoid host associations, Proteropinae, Rogadinae, Rhysipolinae, tri-trophic interaction, tropical

Table of contents

Chapter 1: Introduction and methods	6
Introduction.....	6
Criticisms	6
Solutions.....	11
Materials and methods	20
Specimens and generic placement	20
DNA extraction and sequencing	22
Databases.....	22
Sequence analysis and species determination	30
Species diagnoses.....	32
Chapter 2: Agathidinae	34
Key to the New World genera of Agathidinae.....	34
<i>Aerophilus</i> Szépligeti, 1902	42
<i>Mesocoelus</i> Schulz, 1911	44
<i>Neothlipsis</i> Sharkey, 2011.....	45
<i>Plesiocoelus</i> van Achterberg, 1990	47
<i>Pneumagathis</i> Sharkey, 2015.....	49
<i>Therophilus</i> Wesmael, 1837.....	50
<i>Zacremnops</i> Sharkey & Wharton, 1985	58
<i>Zamicrodus</i> Viereck, 1912	62
<i>Zelomorpha</i> Ashmead, 1900	63
Chapter 3: Braconinae	64
Key to the New World genera of Braconinae.....	65
<i>Bracon</i> Fabricius, 1804	74
<i>Digonogastra</i> Viereck, 1912	130
Chapter 4: Cheloninae	136
Key to New World genera of Cheloninae	140
<i>Adelius</i> Haliday, 1833.....	143
<i>Ascogaster</i> Wesmael, 1835	144
<i>Chelonus</i> Panzer, 1806	152
<i>Leptodrepana</i> Shaw, 1983	254
<i>Phanerotoma</i> Wesmael, 1838.....	262
<i>Pseudophanerotoma</i> Zettel, 1990.....	293

Chapter 5: Homolobinae	301
Key to the New World genera of Homolobinae.....	301
<i>Exasticolus</i> van Achterberg, 1979.....	301
Chapter 6: Hormiinae	310
Key to the New World genera of Hormiinae.....	310
<i>Hormius</i> Nees, 1819.....	310
Chapter 7: Ichneutinae	376
Key to the New World genera of Ichneutinae.....	376
<i>Oligoneurus</i> Szépligeti, 1902.....	377
<i>Paroligoneurus</i> Muesebeck, 1931.....	380
Chapter 8: Macrocentrinae	384
Key to the New World genera of Macrocentrinae.....	385
<i>Austrozele</i> Roman, 1910.....	386
<i>Dolichozele</i> Viereck, 1911.....	389
<i>Hymenochaonia</i> Dalla Torre, 1901.....	394
<i>Macrocentrus</i> Curtis, 1833.....	418
Key to the species of <i>Macrocentrus</i> in BIN BOLD: ACK7466.....	418
Chapter 9: Orgilinae	455
Key to the New World genera of the subfamily Orgilinae.....	455
<i>Orgilus</i> Haliday, 1833.....	456
<i>Stantonia</i> Ashmead, 1904.....	491
Chapter 10: Proteropinae	506
Key to the New World genera of Proteropinae.....	507
<i>Hebichneutes</i> Sharkey & Wharton, 1994.....	508
<i>Proterops</i> Wesmael, 1835.....	509
<i>Michener</i> Sharkey, gen. nov.....	509
Chapter 11: Rhysipolinae	514
Key to New World genera of Rhysipolinae.....	514
<i>Pseudorhysipolis</i> Scatolini, Penteado-Dias & van Achterberg, 2002.....	515
<i>Rhysipolis</i> Foester, 1862.....	518
Chapter 12: Rogadinae	520
Key to the New World genera of Rogadinae.....	520
<i>Bioalfa</i> Sharkey, gen. nov.....	525
<i>Hermosomastax</i> Quicke, gen. nov.....	529
<i>Aleiodes</i> Wesmael, 1838.....	533
<i>Choreborogas</i> Whitfield, 1990.....	585
<i>Clinocentrus</i> Haliday, 1833.....	590
<i>Cystomastax</i> Szépligeti, 1904.....	593
<i>Heterogamus</i> Wesmael, 1838.....	597
<i>Pseudoyelicones</i> van Achterberg, Penteado-Dias & Quicke, 1997.....	598
<i>Stiropius</i> Cameron, 1911.....	600
<i>Triraphis</i> Ruthe, 1855.....	607
<i>Yelicones</i> Cameron, 1887.....	646
Acknowledgements.....	652

References	653
Supplementary material 1.....	661
Supplementary material 2.....	661
Supplementary material 3.....	662
Supplementary material 4.....	662
Supplementary material 5.....	663
Supplementary material 6.....	663
Supplementary material 7.....	664
Supplementary material 8.....	664
Supplementary material 9.....	665
Supplementary material 10.....	665

Chapter I: Introduction and methods

Introduction

It is the purpose of this article to further refine methods to overcome the taxonomic impediment of ichneumonoid biodiversity. The current treatment deals with eleven subfamilies of Braconidae, i.e., Agathidinae, Braconinae, Cheloninae, Homolobinae, Hormiinae, Ichneutinae, Macrocentrinae, Orgilinae, Proteropinae, Rhysipolinae, and Rogadinae. Although not a thorough review of all species of these subfamilies, we here document a large number of Costa Rican species and provide names and unique identifiers for future keys, biodiversity analyses, conservation (e.g., Janzen 1999a, b; Janzen and Hallwachs 1994, 2011, 2016; Janzen et al. 2017, 2019a, b, 2020a, b), and phylogenetic studies. This paper makes available morphological, biological, and molecular (the mitochondria gene cytochrome oxidase I, the “DNA barcode”) information for 413 species of Costa Rican Braconidae, all but 13 of which are newly described. The discrimination of these species is mostly based on COI barcodes used for Barcode Index Number (BIN) analysis (Ratnasingham and Hebert 2013); however, we use an integrative approach. In 55% of the cases rearing records played a role in species discrimination, and morphology was also employed for a number of species complexes.

In the following paragraphs we justify our method and address criticisms of the Meierotto et al. (2019a) publication (which employed similar methods) proposed in a recent article by Zamani et al. (2020). Their criticisms and their proposed solutions to the taxonomic impediment can be summarized as follows. Many of these are further addressed later in the introduction.

Criticisms:

1. “The method ignores previously described species”

This is not true, not for the Meierotto et al. (2019a) paper and not for the present paper. In the Meierotto et al. (2019a) paper there was a clear statement that coauthor Sharkey

had seen all of the relevant types and that in his opinion none of the species treated were conspecific with these except for *Zelomorpha arizonensis*. The critics suggest that evidence be given to demonstrate that Sharkey had seen the types. Are they asking for letters from curators of the museums that Sharkey visited, or did they simply overlook the statement? Impossible to tell, and way beyond standard taxonomic practice by well-established authorities for a major group of insects. Perhaps they ignored another paper by Meierotto et al. (2019b) in which the presently recognized species of *Zelomorpha* and *Hemichoma* were established by creating dozens of new combinations. Clearly, one of the authors (i.e., MJS) of this latter paper must have viewed the type species, as stated in the paper. In this taxonomically broader treatment also, we have reviewed all of the relevant literature and found a number of previously described species that are mentioned where appropriate.

2. “Mitochondrial trees often disagree with nuclear species trees, especially in taxa where *Wolbachia* may be altering mtDNA introgression” and “congruence between nuclear and mitochondrial signal should be tested to better reinforce the species units identified”

This mostly appears to be pointless because we are not trying to recapitulate phylogeny. BOLD automatically screens out sequence uploads for *Wolbachia* (and other contaminants). Indeed, when barcode sequence libraries were surveyed for *Wolbachia*, evidence was found in only 0.16% of cases (Smith et al. 2012a). More independent DNA sequence data is clearly more useful (e.g., Janzen et al. 2017) and there is little doubt that in the years and decades to come the barcode will constitute many markers, if not entire genomes. However, adding more genes is not cost or time effective at present, as the critics themselves point out. Furthermore, part of the first pass taxonomic approach for megadiverse areas/taxa using DNA barcodes includes the creation of a whole genome DNA extract that is available for future phylogenetic work. While Costa Rica has achieved biopolitically public domain status for its CO1 barcodes as presented here (Decree 41767. 2019), the whole genomes are not (yet) full open public access for Costa Rica and most other tropical countries.

3. “purely DNA-based descriptions will... make the identification of millions of historical specimens impossible”

As we have made clear in the Meierotto et al. (2019a) paper and here, we are not proposing that comprehensive revisions that include keys and morphological diagnoses be abandoned. Rather, we view barcode-based descriptions as a first pass in an iterative approach to solve the taxonomic impediment of megadiverse and under-taxonomically resourced groups that standard technical and biopolitical approaches have not been able to tackle. For example, if a taxonomist wishes to integrate these elements to *Zelomorpha* or any of the taxa that we review below they will have a great starting point (and resources). When a large number of specimens, from a wide geographic range, are barcoded, effective morphological keys may be written and old museum specimens will regain their value to go along with their barcodes (e.g., Janzen et al. 2017). Nonetheless, until this milestone is achieved, and even then, the old museum speci-

mens have little value, because of the enormous cost in time and budgets to examine and identify them morphologically, e.g., imagine trying to identify in a morphological key one of the more than 3,000 species of Neotropical *Triraphis* 95% of which are currently undescribed.

4. “it will impair this science [taxonomy] in developing countries which house most of the undiscovered portion of biodiversity, due to high costs and lack of staff and technology”

This is a point that one of the reviewers of our present manuscript also mentioned. Firstly, high costs, lack of public interest, and lack of staff, to say nothing of lack of biopolitical enthusiasm or budgets, have caused the taxonomic impediment worldwide, not just in developing countries. In Canada, for example, a Canadian Council of Academics report from a decade ago found that previously deep and respected taxonomic resources suffered from decades of lack of investment that resulted in insufficient capacity to describe Canadian biodiversity (Lovejoy et al. 2010). Costa Rica is a relatively poor country that cannot maintain a cohort of taxonomists to describe its biodiversity and yet we here describe more than 400 new species from the country, with many more to come, all public domain and all available to future users at any level if they have barcode access, which they will. The critics may have meant to write that demanding barcodes for species descriptions, which we do, will disenfranchise those who cannot afford the price of barcoding. At the Canadian Centre for Biodiversity Genomics (CBG) the current rates for barcoding vary between 1.02 and 25 US dollars, depending on the quantity of specimens and their age, e.g., old museum specimens are more expensive. Today most taxonomists would be looking at \$10 per specimen for a minimum of 95 specimens. That is almost \$1,000 and certainly an impediment to many, although not out of the range of routine expenses like salaries, lab infrastructure, and page charges. DNA evidence is necessary to delimit species in megadiverse taxa, as we demonstrate further in the introduction, and the use of which Zamani et al. (2020) promote elsewhere in their article. Our first pass approach is not more expensive than the current standards in comprehensive revisions.

5. [it will] “drastically affect other related fields of study and, importantly, conservation”

The authors did not expand on this criticism, but the opposite is true. For example, barcoded species will allow for the identification of metabarcoded specimens. This is a tool that is being used to determine the rareness and distribution of a species and potentially allow for their protection. Our method allows for the rapid naming of species and it is very unlikely that unnamed species will ever be protected, and they will have no chance of being integrated into the socioeconomics of a tropical country, a process that is vital for the conservation of tropical biodiversity (Janzen and Hallwachs 2019b).

6. “there must be several photographs available, not a single lateral photograph of a single specimen”

Of course many photographs are desirable as are fully integrated revisions. However, if we are to rid ourselves of the taxonomic impediment, time is a critical factor. Our simple images are meant simply as a voucher for a comparison with newly barcoded specimens, as well as to offer many gestalt traits. For example, we have a number of species in our treatment of Costa Rican fauna below that appear to have conspecific specimens on BOLD that were collected by others in other countries, e.g., Belize and Argentina, i.e., they are in the same BIN. In most of these cases the details on BOLD are “private” (unfortunately owing to other taxonomists’ possessiveness) and so we cannot easily examine the specimens to include them in our revision. However, the proprietors of these specimens can look at our image and conclude either, “yes that looks a lot like my specimen and is probably the same species or not”, and all of our specimens are available for examination from the CBG or from their final deposit in the Canadian National Collection in Ottawa.

7. “some text highlighting important diagnostic features is valuable... [and] the actual description of the species may be written within minutes when material and expertise are already available”

This is false. If morphological descriptions and diagnostics could be written in minutes we would include them, and the taxonomic impediment would be just a pebble in the taxosphere’s road. Even the revision of *Alabagrus* by Sharkey et al. (2018), which included barcode data and morphology, could not separate morphologically a number of species that, based on host data and COI sequence data, were clearly different. For megadiverse, understudied taxa like those treated herein, a morphological diagnosis separating tens to hundreds of new species from a few previously morphologically described species is a waste of time. This is because the vast majority of species in these taxa are undescribed and distinguishing a new species from the few described species leaves dozens or hundreds or thousands of species that could fit any simple morphological diagnostic. One of the advantages of the barcode approach is that it acts as a diagnostic that is effective in distinguishing newly described species from almost the entirety of both described and undescribed species yet to be captured. It is impossible to guess at all of the different morphological combinations that may be possessed by the plethora of undescribed species for any particular genus, but the COI barcode is diverse enough across taxa that it is an effective diagnostic even for these unknown species, as has been shown by its reliability for already well-known taxa such as tropical Lepidoptera.

8. “Simply assigning all BINs taxonomic names.. would indeed complete the inventory of life on Earth extremely quickly (at precisely the same pace as the rate of barcoding)

– that we do not dispute. But it would also remove the quantitative and qualitative difference between these preliminary identifiers (based on a single DNA marker) and full taxonomic recognition (based on a more comprehensive diagnosis, ideally supported by multiple lines of evidence including genetic data) that lend taxonomy its value”

When the authors and the taxosphere have the budgets, the enthusiasm, the time, and the biopolitical permissions to achieve this for the 20+ million tropical species of terrestrial Eukaryota, it will be wonderful. As mentioned earlier, our method is not meant to be the final treatment for a higher taxon. We admire and we practice the integrative approach, and all authors who are taxonomists in this publication regularly publish integrative revisions; this is our standard. But every integration starts with pieces to integrate. The barcode and its associated administrative accounting, along with the specimen itself, and whatever higher taxon information is available, is what we can offer to tropical conservation through sustainable biodevelopment (e.g., Janzen et al. 2020a). We are now offering an alternative method as a taxonomic first pass for megadiverse understudied taxa, the goal being to overcome the taxonomic impediment, thereby allowing the full power of tropical biodiversity value to become truly part of tropical societies. The critics also misrepresent our method. We do not simply assign taxonomic names to BINs. Firstly, ca. 10% of BINs contain multiple species. More rarely, BINs that are presently on BOLD today may coalesce, resulting in one of the BINS disappearing, just as happens when a species is found to bear several classical scientific names (incidentally, often revealed by barcoding). A careful examination of the content of the BINS and their nearest neighbors is necessary. Working with the specimens reared by Dan Janzen, Winnie Hallwachs et al. in the Costa Rican ACG mega-inventory (Janzen and Hallwachs 2016) has been enlightening to discern species boundaries, and to understand the limits of the BIN-only approach, because of the host-caterpillar data that they have. For example, host data, and morphological evidence allowed us to distinguish seven species of *Macrocentrus* within the BIN BOLD:ACK7466. This is a low frequency example; for 90% of the species, BINs make a good proxy to species, just as morphological comparisons often do. They are the equivalent of placing look-alikes in a unit tray, later to be sometimes split into a species complex by yet more data, precisely what happens in classical taxonomic practice following naming of museum specimens in a monograph. This in turn generates papers with titles such as “17 new species hiding in 10 long-named gaudy tropical moths (Lepidoptera: Erebiidae: Arctiinae)” (Espinoza et al. 2017), each of the 17 having been lumped within the ten classical species in unit trays for decades.

9. “It would supplant taxonomists with technicians, who need to know nothing of the biology of the units with which they are dealing”

We wish this were true and imagine the power it would and perhaps will give the general public. Certainly, more people will play a larger part in a barcoding approach. If the criticism were true, we could overcome the taxonomic impediment

much more quickly, to say nothing of exporting bioliteracy possibilities to the majority of the world (Janzen and Hallwachs 2019b). Interestingly, many of the co-authors of the present paper fit the technician category. Nonetheless, due to the necessity to identify specimens to genus as well as DNA contamination, multiple species in BINs, and other minor issues, an expert is necessary for the next level of resolution or confirmation.

Solutions:

1. “real revolutions are undoubtedly coming, especially from the fields of machine learning and integrative species delimitation (Solís-Lemus et al. 2015; Favret and Sieracki 2016), and also that it is possible to produce massive, rapidly assembled taxonomic monographs without compromising on quality (Rakotoarison et al. 2017)”

The ‘good news’ reported by the critics does nothing, and will do nothing, to attack the core of the taxonomic impediment. The visual identification system introduced by Favret and Sieracki (2016) is dependent on preexisting taxonomy for machine training. That is, after a species is described, numerous specimens are investigated, and a machine is trained to recognize the species. BOLD does precisely this by its barcode. The proposed revolution is a fine technology, but unrelated to the taxonomic impediment. Integrative molecular species delimitation proposed by Solis-Lemus et al. (2015) requires far more loci, sequencing, and money than does DNA barcoding and therefore suffers from most of the same criticisms the critics aim at barcoding. The comment that “massive”, rapidly assembled taxonomic monographs (Rakotoarison et al. 2017) can be assembled “without compromising on quality” refers to a revision treating fewer than 50 species, a drop in the bucket compared to our groups. It also is constructed on profuse sequencing, which would be problematic (according to the critics) for labs in developing countries, to say nothing of the general user community.

2. “a true paradigm shift in taxonomy will come only when there is a revolution in the level of financial investment in taxonomy and the natural history museums that house the described and undescribed reference material of life on Earth”

The taxasphere has been hoping for this for many decades and it will likely never happen until we show the funding agencies that we can make a dent in the taxonomic impediment without costing billions of dollars, to say nothing of showing the overall public that there is reason to bother. To our knowledge, in the USA (and we presume in many other parts of the world) there are no taxonomists that are federally funded for alpha taxonomic research unless they are also addressing interesting scientific, commercial, or public questions. Trivial funding is available for higher level phylogenetic research, although on a very limited scale. We believe that NSF (USA) and other agencies may fund large scale revisions if the revisor, employing a barcode approach, is treating thousands of species and attacking the taxonomic impediment. Unfortunately,

current economic crises are causing many of the countries with appropriate resources to be more interested in funding research that will largely benefit themselves rather than the tropical countries so rich in rapidly disappearing biodiversity.

We continue now by justifying our diagnostic approach. COI barcodes are indispensable for diagnosing the species treated herein, as well as signaling where seemingly trivial morphological variation actually indicates a species boundary, and they are an invaluable tool for studies of most other hyperdiverse arthropod taxa as well. For our taxa, COI barcodes, though not infallible, are a magnitude more effective than morphology, and the evidence presented below demonstrates this. Dozens of additional examples can be found in the following studies: Hebert et al. (2004); Janzen et al. (2005, 2009, 2011, 2012, 2017, 2019b, 2020b); Hajibabaei et al. (2006); Smith et al. (2006–2008, 2012b); Burns et al. (2007, 2008); Chacon et al. (2013); Bertrand et al. (2014); Brown et al. (2014); Fernandez-Triana et al. (2014, 2020); Fleming (2014); Hansson et al. (2015); Phillips-Rodriguez et al. (2014); and Espinoza et al. (2017). Using a morphology-only approach, Leathers and Sharkey (2003) revised the Costa Rican species of *Alabagrus* (Braconidae) with an emphasis on specimens from the La Selva Biological Field Station. Later, using a morphology and COI barcode approach, Sharkey et al. (2018) re-revised Costa Rican *Alabagrus* with an emphasis on specimens reared in the Área de Conservación Guanacaste, only 100–150 km distant from La Selva, and containing all of the La Selva ecosystems. When the 39 species treated by Leathers and Sharkey were barcoded, 17 were found to have been incorrectly lumped with previously described species that do not even occur in Costa Rica, and five endemic morphology-based Costa Rican species were discovered to be species complexes. The morphology-only approach resulted in an error rate of more than 60%. The following examples illustrate the sources of the errors. The Leathers and Sharkey concept of *Alabagrus englishi* was found to comprise five distinct species when barcoded. To quote directly from Sharkey et al. (2018). “Many paratypes of *A. englishi*, sensu Leathers and Sharkey (2003), will now key to the following species: *A. johnobryckii*, *A. sarameierottoae*, *A. sarahsharkeyae*, and *A. barbsharanowskiaae*.” A second example is *A. pachamama*, which was recorded by Leathers and Sharkey as occurring in Costa Rica. As the name implies, the holotype is from Peru. This “species” turned out to be a complex of five species in Costa Rica, i.e., *A. jackiemillerae*, *A. scottshawi*, *A. fernandezii*, *A. fernandodiasi*, and *A. genemonroei*. Their COI barcode sequences are significantly divergent, and their host caterpillars are conspicuously different species. These facts led the authors to detect subtle morphological differences that distinguish the species, and further, to conclude that *A. pachamama* does not even occur in Costa Rica. These findings suggest that this complexity is common in neotropical ecosystems.

To understand how morphologically similar the species of the aforementioned complex are, compare the images of *A. scottshawi* and *A. genemonroei* (Figs 1, 2). A casual look reveals that the propodeal sculpture is different, the basal black bands in the forewings are in different positions, and the hind coxae have different colors. Without molecular data, how can one decide if these features reflect intraspecific variation or are evidence of distinct species, especially when there are only a few specimens (and some-



Figure 1. *Alabagrus genemonroei*, holotype.

times only one) in hand? To add to this morphological ambiguity, there are three more congeneric species with similar, but slightly different combinations of these character states. It was only after molecular and host data signaled different species that morphological characters were confirmed to distinguish the species of this complex. Even after incorporating COI sequence data, not all species of *Alabagrus* treated in Sharkey et al. (2018) could be separated based on morphological characters; for example, *A. jennyphillipsae*, *A. isidrochaconi*, and *A. jeanfrancoislandryi* are inseparable morphologically (they end in the same terminus in the morphological key) but clearly distinguished by COI data.

In the *Alabagrus* revision (Sharkey et al. 2018) and in the species treatments that follow here, a 2% genetic distance, the conventional threshold for species delimitation using COI barcodes (Jones et al. 2011), was used to cluster putative species (Smith et al. 2012b). Morphology and host data were then employed to test and refine these approximations to species. The 2% divergence results in putative species being coded with Barcode Index Numbers (BINs) (Ratnasingham and Hebert 2013) produced by BOLD (http://www.barcodinglife.org/index.php/Public_BarcodeIndexNumber_Home). The BINs were used to sort specimens just as morphology is traditionally employed to sort specimens into museum unit trays. Morphological data, ecological data, and clustering of barcodes within a BIN were then considered to make final decisions when genetic distances between putative molecular species were near or below the 2%



Figure 2. *Alabagrus scottshawi*, holotype.

threshold, and commonly, two or more clusters within a BIN were each represented by numerous specimens. In one of the first published examples of “hidden diversity,” that of *Astraptus fulgerator* (Hebert et al. 2004), six species easily distinguished by caterpillar coloration, food plant, and ecology, fell in the same BIN (Janzen et al. 2011) because they were each less than 2% different in their barcodes, yet distinctly differently clustered within the BIN. In the case of *Alabagrus*, COI barcodes were 100% consistent with morphological and host data. By this, we mean that the COI data never lumped specimens that were markedly different morphologically in the same BIN; nor did it lump specimens with divergent host data. Furthermore, “Binning” did not split species that were clearly demarcated by host and morphological data.

COI data are not always diagnostic. In the revision of *Lytopylus* (Braconidae, Agathidinae) (Kang et al. 2017), two of the 32 reared species from Costa Rica did not achieve a 2% COI divergence, yet they had distinct morphologies and host data. The error rate, if COI had been used exclusively for the *Alabagrus* and *Lytopylus* revisions, would be ~ 1%, far better than the grossly underestimated 15% error rate assumed for predominantly morphological revisions of braconids as demonstrated in the database of Yu et al. (2016). Clearly, relying solely on COI barcode sequences will result in some overlooked cryptic species, and we do not promote COI-only species delimitation except where mass samples are being species-counted and therefore small amounts of species lumping is irrelevant (e.g., Janzen et al. 2000b), e.g., it may not matter if a year of Malaise trapping records 8,500 species or 8,516 species if it is being compared with a trap-year recording 3,456–3,602 species. In the treatment of *Macrocentrus* that follows, seven species fall into the same BIN (BOLD:ACK7466). However, because they are so

dissimilar morphologically and separated on the NJ tree, we treat them as distinct species. In this case, because the BIN data are not diagnostic, and will not be until the sample size is large enough to show clustering within the BIN, we provide a morphological key to the seven species. Janzen and Hallwachs' rearing studies have revealed numerous BINs with multiple species, and they estimate a 10% rate of lumping using BOLD's 2% genetic distance threshold. For example, in a reared sample of ca. 17,139 reared and Malaise-trapped barcoded specimens of Microgastrinae (Braconidae) from Área de Conservación de Guanacaste (ACG), there are 1,231 BINs, but more detailed examination of morphology and ecology reveals that there are at least 1,346 species in that sample (unpublished). Given the same rate for other major taxa in the inventory (Tachinidae, Ichneumonidae, Hesperidae), for large samples that have been only BINned (as in a Malaise trap sample), we tentatively add 10% more species to large BIN numbers for a more accurate estimation of the number of species that will be defined with more intense scrutiny by specialists, coupled with more detailed ecological information.

As a final illustration of how ineffective morphology is to differentiate braconid species, we will paraphrase a report published by Kang et al. (2017). Ilgoo Kang (at that time a new graduate student) and Michael Sharkey (with decades of experience in species-level morphological alpha taxonomy) tested their ability to differentiate the species of *Lytopylus* before including COI and host data. They had error rates of 62% and 54%, respectively. All possible types of errors were discovered, i.e., lumping, splitting, and both lumping and splitting (mixing some of the members of two or more species into two or more incorrect species). In contrast, the molecular species concepts matched with the final species delimitations, which were also based on host data, at 96.6%. In light of the evidence presented above, and much more like it in the literature, it seems absurd to us that many in the taxosphere complain about barcode-based species concepts, yet readily accept delineations based solely on morphology. This is not to say that COI-based species discrimination will work for all taxa, but the method undoubtedly is highly superior to morphology for the Braconidae treated here and all indications are that they will be the same for most other species-rich tropical taxa (e.g., Microgastrinae Braconidae, Ichneumonidae, Tachinidae).

Hopefully, we have demonstrated the utility of COI barcode data for species circumscription. Now we address the hurdle of species descriptions. Critics claim that the description of a new taxon must include more than an image and COI sequence data, insisting that keys, morphological diagnoses, detailed figures, and the examination of the holotypes of all congeneric species known from the same realm are necessary. Our answer to these criticisms is that there are too many species and too little time. For many species-rich higher taxa, detailed place-based neotropical inventories such as that of ACG (e.g., Janzen et al. 2009, Janzen and Hallwachs 2016) deal with only a fraction of the total local diversity. In these cases, it seems inane to present a morphological key where it is obvious that no key or array of diagnoses will discriminate the described from the hundreds of species yet to be described (e.g., Fernandez-Triana et al. 2014, 2020; Fleming et al. 2014; Hansson et al. 2015). Due to humankind's assault on the planet, there is an urgency to recognize the multitude of species that are yet to

be described, quite simply because by not knowing what they are, where they are, and what they do, humanity has no compulsion to allow them and their wild ecosystems to co-exist (Janzen and Hallwachs 2019b). For years, this urgency of dealing with the taxonomic impediment has been recognized. The predominant solution proposed has been “give us more money and more taxonomists”, a laudable strategy but one doomed to fail as the last three or four decades have demonstrated.

In the following paragraphs we will demonstrate the magnitude of the task of describing the world fauna of one hymenopteran superfamily and demonstrate that the present approach to taxonomy is woefully inadequate regardless of the number of taxonomists employed. The Ichneumonoidea contains the two most species-rich families of Hymenoptera, i.e., Braconidae and Ichneumonidae. As of 2016, the superfamily comprised ca. 44,000 valid species (Yu et al. 2016). The true number of species can only be crudely estimated, but it is conceivable that there are 1,000,000 or more. Estimates of total species richness for this group are quite variable and have increased greatly over recent decades. Rodriguez et al. (2013) used the ratio of described wasp species to Lepidoptera hosts from relatively well studied sites to estimate the total number of species in the braconid subfamily Microgastrinae, which currently has ca. 3,000 described species (Fernandez-Triana et al. 2020). They estimated between 17,000 and 46,000 species of Microgastrinae, but they noted this is likely an under-estimate due to the many undescribed species of Microgastrinae from well-studied sites that were used to make the extrapolations. Extrapolating from Yu et al. (2016), five of every one hundred described ichneumonoid species are microgastrines (Yu et al. 2016). Assuming that this ratio holds true for undescribed species, and that the estimates made by Rodriguez et al. (2013) are sound, there are between 300,000 and at least 900,000 species of Ichneumonoidea.

Extrapolating again from Yu et al. (2016), from 2000 to 2011, an average of 468 species of ichneumonoids were described per year (Fig. 3). Given the current rate of species description and these estimates of species diversity, all ichneumonoids, that manage to remain extant, would be described somewhere between the years 2561 and 3843, if they were ever actually captured and curated.

Given the number of the species treatments needed to tackle even a small portion of this diversity, classical taxonomic monographic treatments are not the answer. Most of the criticisms offered against our approach stifle or skate over the fundamental purpose of the method. More images, checking types of dubious likelihood of being conspecific with any of the species treated, and producing morphological keys and diagnoses all take time, too much time, and far greater financial resources are required. Worse, they can only be used by the ever-dwindling number of people that society will support to be “experts” in the field, and even when such experts do exist, they and their literature are not available to the global society at large that needs to have reason to know and understand. But there are other more practical reasons not to include some of these elements which we will get to shortly.

With a COI barcode approach, it will be relatively easy to check the identity of a new specimen of braconid from Costa Rica, and in these new stages of method

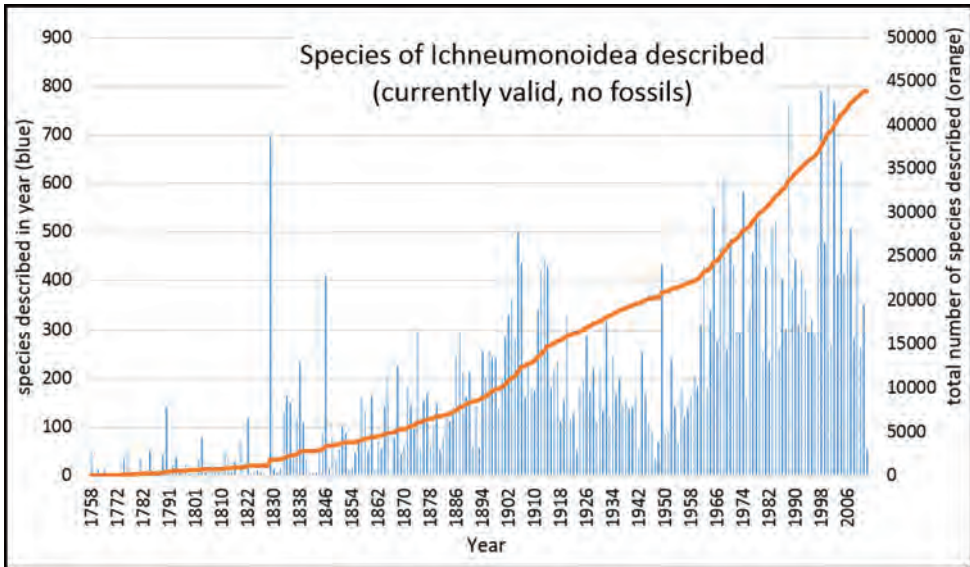


Figure 3. Description rate of Ichneumonoidea species. Data from Taxapad (Yu et al. 2016) (modified from Meierotto et al. 2019a).

evolution, we are strategically fortunate that > 95% are undescribed and will remain so unless treated differently than in a traditional manner. To identify any specimen, one simply needs to obtain the COI barcode from the specimen and check for a match in BOLD with a barcode or BIN, then compare the images and other information in the BOLD database to confirm or refute the identification. If there is no match, that specimen is then a starting point for further identification or description, and it has its collateral and barcode data already databased with its specimen voucher code. This may not yet be an effective approach today for most braconid taxa from Costa Rica, but it will be effective for all of the genera that are given a preliminary treatment, such as those presented in the chapters that follow. If a Costa Rican specimen is absent from BOLD after the publication of this and further preliminary revisions, it is straightforward for anyone to describe the species and make it available to all through the web. Processing at the Centre for Biodiversity Genomics (CBG) and the output in BOLD allows its placement in a taxonomic hierarchy; e.g., family, subfamily, and usually genus, the latter almost 95% accurate in braconids. Such description can simply follow an example from any of the following chapters. This is why some refer to COI barcoding as the democratization of taxonomy, and perhaps why it frightens some of our more conservative taxonomic practitioners, and especially those who normally work with just a few (today) important species far from the hyperdiverse tropics.

Compare this to the standard approach of identifying a braconid from Costa Rica. One would start by identifying the specimen to subfamily and genus, impossible tasks for most people, even with good keys, and a difficult task for specialists. In the case of Costa Rican braconids, this is also a rather tedious process for a specialist due to

the number of new genera being encountered and generated annually. To make this example a little more understandable to the reader, we will not make a reference to the publications required to do this, rather we will let the reader verify the difficulty for themselves by trying to find the references themselves to attempt the subfamilial and generic identification of any braconid specimen from any Neotropical country. Once a generic name is in hand, the identifier will need to proceed to the species level with the knowledge that fewer than 10% of neotropical species are described. Typically, this means obtaining numerous publications, many of which are protected by copyright and expensive to purchase, even if available on the web, and then comparing the specimen in hand with diverse keys and descriptions, in assorted languages (e.g., German for Costa Rican Opiinae). Furthermore, many of the abundant English texts are based on a vocabulary that often does not have unambiguous translations to Spanish or Portuguese. When a tentative identification is made, an examination of the type specimen will almost certainly be needed for confirmation. Most readers understand the impossible barrier that this presents, especially for non-taxonomists from developing countries. Even if a morphological match with a holotype is obtained, the likelihood of cryptic species will make this morphological comparison far from certain.

Morphological keys for masses of hyperdiverse, poorly known species are all but useless, and their exclusion from the following chapters is not an oversight. This is why. For the genera treated herein, we estimate that we have barcoded at most 10–20% of the Costa Rican fauna. Most of the specimens come from caterpillar rearings in Área de Conservación Guanacaste (the size of the footprint of New York City and its suburbs, www.acguanacaste.ac.cr), and for practical reasons, fruit-feeding, stem-boring, and leaf-mining caterpillars have not yet been reared, nor those from canopy-restricted caterpillars. Added to this are specimens from approximately 16 Malaise trap-years of samples from six localities scattered across dry forest, rain forest, and cloud forest (e.g., Janzen and Hallwachs 2020b), a very small number given 120,000 terrestrial hectares of all ages of succession in ACG. In other words, many more species of the genera treated below are yet to be discovered/collected, and the probability of a specimen in hand during further sampling being in the key or other keys (e.g., *Apanteles* by Fernandez-Triana et al. 2014) would be considerably less than 50%. It is our intention to continue with a treatment of all species of Costa Rican braconids as new Malaise trap samples and more reared specimens become available through BioAlfa (Janzen and Hallwachs 2019b), which is an effort to DNA barcode the entire national Eukaryota. If keys were included in these preliminary revisions, addenda would need to be added to the keys on an ongoing basis, creating an even more impossible taxonomic morass for anyone other than a fanatically dedicated taxonomist specialized in Costa Rican Braconidae. There may eventually be some utility in morphological keys for these taxa, but only after the survey nears completion. Even then, the audience will be extremely limited because only Costa Rican species will be surveyed, and all genera are far more widespread, many of these with thousands of undescribed species worldwide, e.g., *Chelonus*, *Triraphis*, and *Aleiodes*. In any case, the effort of making a key at any time is of dubious value because the COI barcode alternative is so much more efficient and accurate,

and the arcane vocabulary of entomological keys are impossible for non-specialists to interpret. The above arguments apply equally to morphological diagnoses. Perhaps one day there will be a large ecotourist economy attracting braconid aficionados to Costa Rica, certainly then a morphological key would be warranted, but by then each person will likely have their own personal pocket barcode recorder and can obtain their own identifications through the internet, with the barcode of the specimen in hand as the first couplet in the “key”.

We have often heard the criticism that a barcoding approach to species circumscription will result in dual taxonomic systems, one morphological and the other DNA-based. There is some truth to this statement if an effort is not made to blend the old with the new, and our suggestion is to discontinue revisions of complex faunas based only on morphology, as well as stop imagining that a visual comparison with ancient holotypes allows accurate decisions as to which of multiple species in a cryptic complex actually matches the holotype. Furthermore, once the species have been tagged with interim names, be they codes or human-readable scientific names, they can be studied and grouped morphologically at will.

Our arguments follow. In the generic treatments below every effort has been made to search the literature for species described by specialists who have spent a lifetime doing braconid taxonomy. In some cases, this has resulted in the discovery of published names for our barcoded specimens, e.g., *Adelius gauldi* and *Adelius janzeni*. A recent publication by Shimbori et al. (2019) treated the New World species of Adeliini and included color photos, facilitating identification. Furthermore, the two aforementioned species were both captured in the same areas of Guanacaste Province that are the source of many of our specimens, and where many years ago Janzen used the same kind of Malaise trap to capture them under the guidance of Ian Gauld. The same quality photos are in a revision of *Leptodrepana* by Dadelahi et al. (2018) in which they described 24 species from Costa Rica. Of these, only one species convincingly matched one of our barcoded species, and it too was collected in an area heavily sampled by Janzen and Hallwachs and their team. Papp (2016) described 25 new species of the several thousand undescribed species of *Chelonus* (as *Microchelonus*) from Costa Rica. From his descriptions, and the lack of color photos, it is very difficult to tell if any match our barcoded specimens. A number of his holotypes are from Guanacaste and Alajuela, where the bulk of our specimens were collected, but none are from the Área de Conservación de Guanacaste and it is doubtful that any match those treated here. This lack of matching is all the more probable when you consider that only one of the 24 species of *Leptodrepana* matched. When the Papp holotypes are barcoded, as they eventually will be, some synonyms may be revealed, and our names synonymized. This is a better situation than guessing that one of our species is the same as one of Papp's. Information is not lost in the long run if species are split. However, if species are lumped, the literature becomes confounded with false data, in this case, host and distributional data being attributed to one species when there are actually two or more species. The Costa Rican braconid fauna is in an ideal position for our approach since few morphology-based revisions have been conducted on it. For areas such as Costa Rica, the solution to the

perceived problem of dual taxonomic systems lies in barcoding the holotypes, not stasis until the myriad of new species has been treated at the traditional pace, if ever. These comments apply to any other neotropical country or large region as well.

As a final comment, the strategy employed herein may not be optimal for all taxa and in all regions of the globe. For example, even in Costa Rica, there are taxa for which there are already many described species (e.g., some families of Lepidoptera), and in these groups our approach may result in the description of an unacceptable number of synonyms, so caution has been employed. For example, the tortricid fauna of Costa Rica includes ca. 250 described species, the vast majority of which have not been barcoded. In this group, describing the 300–400 BINs that currently have not been identified, would almost certainly result in an unacceptable number of synonyms. Also, because the genitalia of Lepidoptera harbor many of the most compelling morphological features for species discrimination and circumscription, considerably greater effort would be required to examine the morphology in these families than in Braconidae. On the other hand, the comparison of barcodes at \$10/specimen is vastly cheaper in specialist's time than is genitalic study of thousands of specimens and every effort should be made to barcode holotypes.

If there is any hope of overcoming the taxonomic impediment it will be achieved with the approach outlined here or something similar to it. The shortcomings of the method are obvious in that it only provides a first pass at the comprehensiveness that we all desire. First passes, such as those presented in the following chapters, will provide the foundations that can be augmented by subsequent generations of revisors as time, money, and determination allow.

Materials and methods

Specimens and generic placement

Approximately half of the species newly described here, and most of the specimens, were collected by rearing wild-caught host caterpillars in ACG in northwestern Costa Rica (Janzen and Hallwachs 2016). Caterpillars were collected by a team of Costa Rican parataxonomists (Janzen and Hallwachs 2011, 2016) as part of the ongoing project to document all ACG non-leaf-mining Lepidoptera larvae, their food plants, and their parasitoids. These caterpillars were databased with collection information, food plant information, and often a photograph, and they were reared to adults. When an adult moth, butterfly, or parasitoid emerged, the specimen was preserved oven-dried or frozen in 95% ethanol, and a leg was sent to the CBG at the University of Guelph, Canada (<http://biodiversitygenomics.net>; <http://ibol.org>) for DNA barcoding at a cost ranging from \$3–\$10 USD per specimen. Analyzed barcodes are deposited with their collateral specimen voucher data in the BOLD public database (www.boldsystems.org). The barcodes and specimens work their way towards whoever is eager to do morphology-based taxonomy, with the associated vouchers' collateral data. Although the DNA barcodes are public domain (Costa Rican government decree #41767, Janzen

and Hallwachs 2020b), as in a public dictionary, the genome associated with that barcoded specimen is currently only available through a permit-based contractual relationship with the government of Costa Rica, just as in any biodiversity prospecting relationship, be it for academic or commercial purposes.

Four sites in ACG are the subject of most of the Malaise-trapped specimens described here. Bosque San Emilio (BSE) is a 100-year old, 10–20 m tall, secondary successional Pacific dry forest at ca. 300 m elevation in Sector Santa Rosa. Estación San Gerardo (ESG) is 30–80-year old mid-elevation Caribbean rain forest at ca. 600 m elevation. Derrumbe (Cloud Forest) is a somewhat fragmented old-growth cloud forest at ca. 1400 m elevation near the top of 1500 m Volcán Cacao, a member of Cordillera Guanacaste that separates BSE from ESG. These three sites had one trap apiece that were operated continually, emptied once a week, for a year, and positioned beneath a broken portion of the canopy rather than in full sun or full heavy shade. The fourth site is a complex of seven Malaise traps in an area of ca. 5 km² of forest with a 1.5 km² bare-earth-rock geothermal drilling platform (trap numbers PL12-1-7) in the middle of the area; this forest is mostly composed of old growth at ca. 800 m elevation. The year of sampling at this site ranged from traps nearly insolated at the platform edge to 150 m distant into the shady forest understory. This forest lies at the intersection of ACG dry forest and rainforest at 800 m but slightly below the lower margin of cloud forest that starts at ca. 1000 m. All wild-caught caterpillars from which braconids were reared were found in some variant of the four ecosystems (dry, rain, cloud and interface) and within 20 km of one or more of the Malaise traps. In their first year (sometime between 2011 and 2014, these traps collected ca. 28,000 species of arthropods (excluding spiders, collembola and mites) as based on their BINs (Janzen et al. 2020).

Holotypes of all newly described species are deposited in the insect collection of the Canadian National Collection of Insects, Ottawa (CNC). Paratypes and all other specimens are deposited currently for the most part in the Biodiversity Institute of Ontario, at the University of Guelph, 579 Gordon St., Guelph, Ontario, N1G 1Y2, Canada. Others are divided between the CNC and the Hymenoptera Institute Collection (HIC), 116 Franklin Ave., Redlands, California, 92373, USA. Specimens deposited in the HIC will eventually be transferred to the CNC, and eventually representative specimens will be donated to the Museo Nacional de Costa Rica, San Jose, Costa Rica.

Identification of specimens to the subfamily level can be achieved using the key by Sharkey (1997a). Exceptions are the Hormiinae and Rhysipolinae, which were included in a large polyphyletic concept of Hormiinae s. l. in that publication. Also, the Ichneutinae and Proteropinae were included under Ichneutinae s. l. in Sharkey (1997a), and here they are separated following Chen and Achterberg (2019). For this reason, a diagnosis is given for these subfamilies in their respective chapters.

Morphological terms largely follow Sharkey and Wharton (1997), and definitions in English may be found at the Hymenoptera Anatomy Ontology Portal (<http://portal.hymao.org/projects/32/public/ontology/>).

Some host species are still awaiting full identification and are given interim names. For example, *Antaeotricha* Janzen233 is identified to the genus *Antaeotricha* by classical

morphology-based criteria and to Janzen233 by barcode and ecological information. However, no formal scientific species name is available until a barcode-match is obtained with an existing holotype or until it is described as new, which may be decades. Equally, *Antaeotricha radicalis*EPR03 is also an interim name based on what the species LOOKS like, but is not, by its barcode, and note that the species epithet is not italicized and contains a number: it is not a scientific name, but temporarily retains the information that this species was called simply its look-alike *A. radicalis* before barcoding and associating it with other ecological data. Also, a name such as gelJanzen01 Janzen407 signifies a caterpillar in the family Gelechiidae for which even a generic name is not obtainable at present. In the future, the barcode, the temporary name, name, and BIN will remain searchable in the Janzen and Hallwachs database as well as in BOLD, GenBank, and any other public sequence repository. Continually updated copies of the Janzen and Hallwachs master database are deposited in the National Museum of Natural History, Washington, DC (USNM) and iCLOUD through Amazon, as well as in the Janzen lab and the BioAlfa project in parallel with the Museo Nacional de Costa Rica.

Focus-stacked images of specimens were taken using a JVC digital camera mounted on a Leica microscope and compiled with the program Automontage. Non-distortional image post-photography was done in Adobe Photoshop.

DNA extraction and sequencing

Molecular work was carried out at the CBG using their standard protocols. A leg of each specimen was destructively sampled for DNA extraction using a glass fiber protocol (Ivanova et al. 2006). Extracted DNA was amplified for a 658-bp region near the 5' terminus of the cytochrome *c* oxidase subunit I (COI) gene using standard insect primers LepF1 (5'-ATTCAACCAATCATAAAGATATTGG-3') and LepR1 (5'-TAAACTTCTGGATGTCCAAAAAATCA-3') (Ivanova and Grainger 2007). If initial amplification failed, additional amplifications were conducted following the established protocols using internal primer pairs, LepF1-C113R (130 bp) or LepF1-C_ANTMR1D (307 bp) and MLepF1-LepR1 (407 bp) to generate shorter overlapping sequences. Amplified products were sequenced using Sanger technology though the most recent were sequenced by SEQUEL II. Specimens that “failed” barcoding are not included here unless otherwise indicated. When included, they are usually identified by unambiguous morphological and ecological information equally possessed by others from ACG in that species.

Databases

Voucher codes are presented for all holotype specimens (and other barcoded individuals) treated herein; and all host caterpillars are individually vouchered to their individual records (yy-SRNP-xxxxx). Codes beginning with DHPARxxxxx are for the parasite (or hyperparasite) specimens reared from the caterpillar. The SRNP voucher codes are from the Janzen and Hallwachs' database (<http://janzen.sas.upenn.edu/caterpillars/>



Figure 4. Home page of the Janzen-Hallwachs database.

database.lasso). Specimen voucher codes beginning with BIOUG are from the BOLD database (<http://www.boldsystems.org>), and are specimens obtained from ACG Malaise traps. The abundant collateral information obtainable from these two databases complements the species treatments in important ways. A brief introduction to what to look for and how the databases supplement the species treatments follows.

As mentioned above, the braconid specimens reared in the ACG have a DHJPAR code and their host caterpillar has a SRNP code. These codes can be entered on the home page of the Janzen and Hallwachs database (Fig. 4). As an example, the information associated with holotype of *Chelonus michellevanderbankae*, DHJPAR0029134, appears as in Fig. 5, which is cropped to conserve space. The information includes details on the collection locality, host caterpillar and food plant information, dates of caterpillar collection and wasp eclosion, number of specimens emerging from the host (in the case of gregarious species), and notes on any interesting observations. In the case of a gregarious species, each wasp selected from the clutch to be DNA barcoded was given its own unique DHJPARxxxxx code, while its sibs remain tagged with the host yy-SRNP-xxxxxx code on their pin or in their alcohol preservative, a tube that is later deposited in the CNC. The written data can be in Spanish or English, or both. All dates are mm/dd/yyyy. Photos of the host caterpillar are obtained by clicking on the caterpillar image in the upper left of the image in Fig. 5. One of the five images of this parasitized caterpillar is shown in Fig. 6. Finally, if one wishes to see images of the adult of the host caterpillar, these can be found by returning to the home page, clicking on “Adult photographs” and typing the name of the host. In this example, some of the images generated are in Fig. 7.

The BOLD website has a wealth of information related to the species that are treated in the chapters below. For example, selecting the link associated with the alphanumeric



ACG rearing record for parasitoid DHJPAR0029134 from caterpillar 05-SRNP-30968		
Chelonus michellevanderbankae (Braconidae) parasitizing caterpillar Anacrusis nephrodes (Tortricidae)		
Anacrusis nephrodes (Tortricidae) feeding on plant Rudgea reducticalyx (Rubiaceae)		
PHOTOS, IF AVAILABLE: CATERPILLAR:  PARASITES: 		
COLLECTION DATA:		CATERPILLAR REARING OUTCOME:
country: Costa Rica province: Guanacaste region: Area de Conservacion Guanacaste sector: Sector Pitilla site: Sendero Evangelista elevation: 660 meters Latitude: 10.98680 Longitude: -85.42083 Lambert coordinates: North 329721 East 380931 collection date: 03/05/2005 (mm/dd/yyyy) collector: Manuel Rios Who entered record?: Calixto Moraga when entered: 03/05/2005		voucher: 05-SRNP-30968 found as: U instar rearing outcome: parasitized adult voucher fate: ETOH wasps collection date: 03/05/2005 days coll to prepupa: 1 caterpillar prepupal date: 03/06/2005 days prepupa to eclose: adult eclosion date: comments on caterpillar: cabeza cafe, un segmento atras de la cabeza negro brillante, cuerpo verde de cuticula transparente; se le notan varias larvitas de parasito a un lado en la parte posterior del cuerpo
	CATERPILLAR GROWTH STAGES	PARASITOIDS:
CATERPILLAR: voucher: 05-SRNP-30968 species: <i>Anacrusis nephrodes</i> subfamily: Tortricinae family: Tortricidae order: Lepidoptera sex: found as: U instar identified by: Calixto Moraga, Mar2005 identifier status: biodiversity specialist collected group: collected group trait:	U = last instar (usually 5th) PU = penultimate instar (usually 4th) PPU = penpenultimate = antepenultimate (usually 3rd) PPPU = penpenpenultimate (usually 2nd) II = 2nd instar I = 1st instar	voucher: 05-SRNP-30968 DHJPAR #: DHJPAR0029134 species: <i>Chelonus michellevanderbankae</i> subfamily: Cheloniinae tribe: family: Braconidae Det. Para.: J.B. Whitfield, Nov2005 iden basis para: taxonomic specialist source of para. larva: prepupa date puparia cocoon: 03/06/2005 site of puparium cocoon: stuck to leaf substrate caterpillar prepupal date: 03/06/2005 date of puparia or cocoons: 03/06/2005 number of puparia or cocoons: date 1st eclose: 03/20/2005 number eclosed: 16 date 2nd eclose: number eclosed: date 3rd eclose: number eclosed: total number eclosed: number died: number with hyperparasitoids: number female parasitoids: number male parasitoids: comments on parasitoid: se le notan varias larvitas de parasito a un lado en la parte posterior del cuerpo; mass of white cocoons thoroughly glued together filling the prepupal cavity, packed, saved all
FOOD PLANT:		HYPERPARASITOIDS:
species: <i>Rudgea reducticalyx</i> family: Rubiaceae identified by: Calixto Moraga, Mar2005 identifier status: biodiversity specialist DEU Plant Coll.: 16584		voucher: 05-SRNP-30968 This caterpillar produced no hyperparasitoids.

Figure 5. Specimen page on the Janzen-Hallwachs database for voucher DHJPAR0029134, *Chelonus michellevanderbankae*.

voucher code of the holotype of *Aleiodes adrianaradulovae*, BIOUG28804-F01, (http://boldsystems.org/index.php/Public_RecordView?processid=JICFP038-16) brings one to the specimen's page on BOLD. Some of the contents of that page are shown in Fig. 8, including an image of the specimen (Fig. 8A). These images, taken by the Centre for Biodiversity Genomics Photography Group, are produced under significantly different lighting conditions than those in the following chapters and complement them by showing wing venation more clearly and color more dramatically, even if not as realistically. For example, the image in Fig. 8D is our image of the same specimen as that of Fig. 8A which is from BOLD. Also included in the specimen's home page is a locality map (Fig. 8B) and a link to the BIN page (Fig. 8C) to which the specimen belongs. Other information included in the specimen page, but not shown in Fig. 8 are locality data, collection data, and the specimen deposition locality. If the link to the specimen's BIN (indicated with red arrow in Fig. 8) is selected, the BIN page is loaded, the contents of which are shown in Figs 9, 10. This information will increase in kind and bulk as the ACG local and BioAlfa national inventories grow




Figure 6. *Anacrucis nephrodes* (Tortricidae) last instar caterpillar parasitized by *Chelonius michellevanderbankae*, specimen DHJPAR0029134. Note white wasp larvae in the abdomen, visible through the translucent cuticle. The caterpillar has been exposed for the photograph by opening its leaf and silk nest, littered with its own fecal pellets.

over time; equally, name updates will be added as further ecological information and taxonomic revisions progress. In other words, these are dynamic databases. Over time they will link outward to other databases, such as GenBank and GBIF. While data for a particular specimen will remain tied to that specimen, these databases will contribute to species-based aggregators that will pool this information with that of other specimens from other places.

On the BIN page (Fig. 9) there is an image of a representative specimen from the BIN, and information on the COI barcode data of all members. The “BIN Details” section outlines a basic summary of records included in the BIN, including the number of members, the average genetic distance among them, the maximum genetic distance, and the distance to the closest member of the closest outgroup (Nearest Neighbor)




Figure 7. Adults of caterpillar species attacked by *Chelonus michellievanderbankae*.

which is normally another BIN. In the example in Fig. 9, BIN “BOLD:AAG1413” has the abnormally large maximum distance of 3.82% among its members and the Nearest Neighbor is almost 11% divergent. The BIN Details section also provides a “BIN DOI” which is a persistent URL that can be used in publications to access the BIN. If the BIN has not yet been assigned a DOI, a button is provided allowing a user to request a DOI.

The “Nearest Neighbor Details” section provides the details on the closest BIN, including its member count and the mean and maximum genetic distances among the members. It also includes the “Process ID” used in the CBG (not to be confused with the specimen voucher code) for the closest member of that BIN as well as the taxonomy for that BIN. In the ‘Specimen Images’ section, there are four members of the BIN that have images. Clicking on the thumbnail images will bring them into the large image field above them.

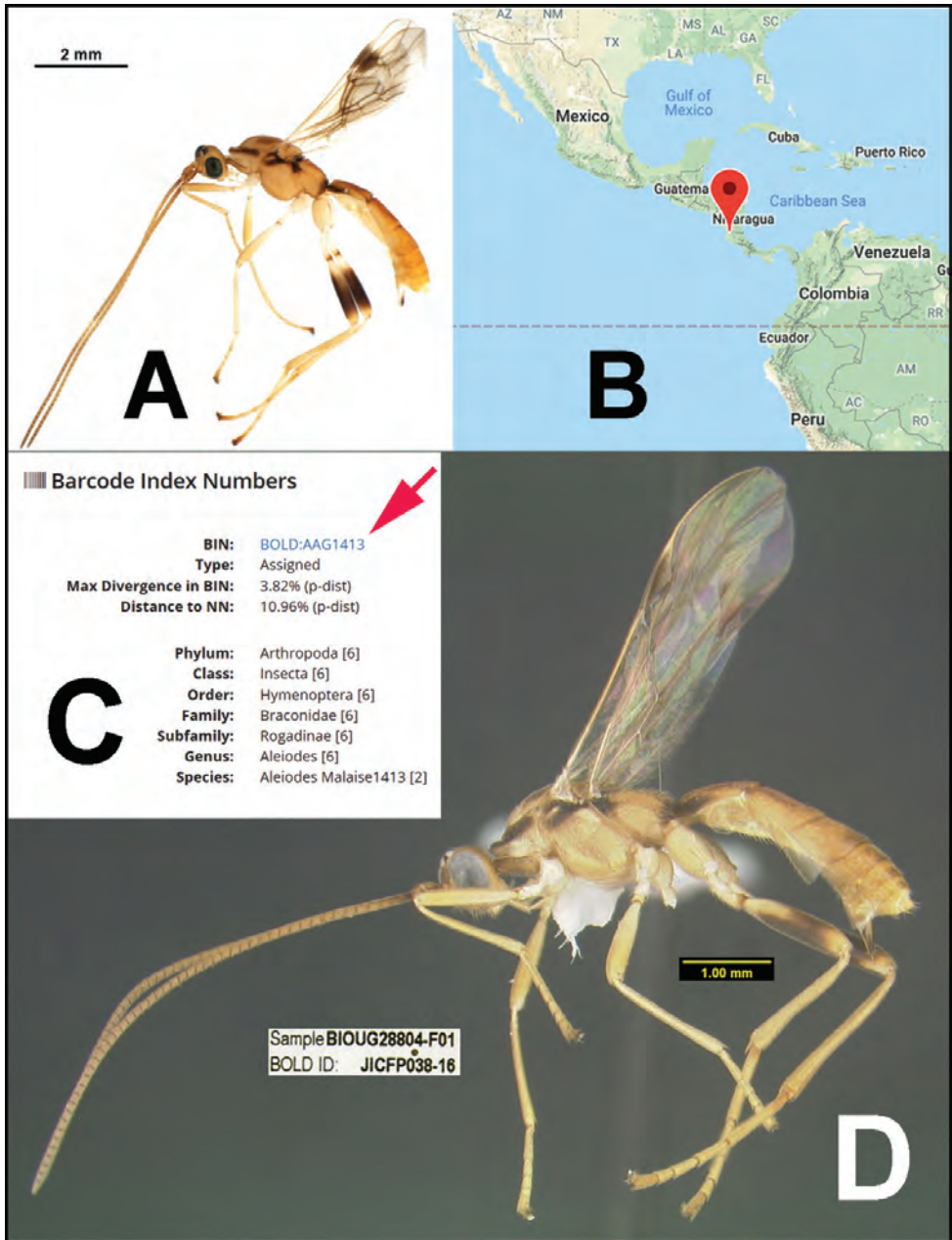


Figure 8. Data for *Aleiodes adrianaradulovae* specimen BIOUG28804-F01 **A** image of specimen BIOUG28804-F01 as it appears on BOLD **B** distribution map on BOLD (which can be enlarged for more detailed locality) **C** BIN code and other data on BOLD **D** image of specimen BIOUG28804-F01 as it appears in this publication, image taken after point-mounting. Note its interim species epithet in BOLD, which was updated to the “real” code-compliant species epithet *adrianaradulovae* when the name was made public, i.e., this publication.

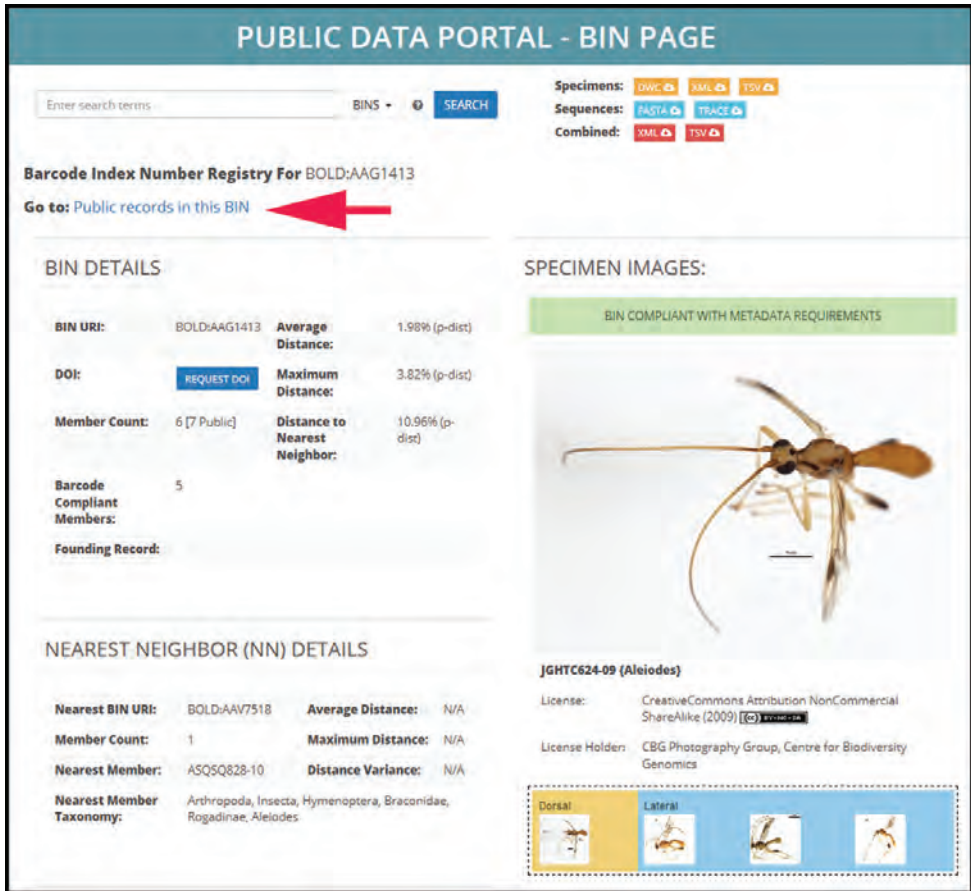


Figure 9. Partial contents of BOLD page for BIN BOLD:AAG1413.

Also included in the BIN page (Fig. 10) is a distribution map of all specimens included in the BIN, a haplotype network, a neighbor joining tree that includes the nearest neighbor (outgroup) to the BIN, and a graph of the pairwise distances between the specimens in the BIN. Considering the six specimens from Costa Rica in that BIN, there are no doubts about species integrity; however, adding in the specimens from other countries leads immediately to the strong suspicion that there are one or two more species in that BIN. We have not been able to examine those specimens. Finally, one can download a PDF of the same tree by selecting the link indicated with the red arrow in Fig. 9. The NJ tree generated is shown in Fig. 11, which has been modified to conserve space. These trees have been very informative for the revisions of Costa Rican braconids that follow. In this example (Fig. 11) there are four barcoded specimens outside of our collections, one from Mexico, two from Belize and another from Kentucky. In this work, we describe only the specimens from ACG or Costa Rica as a whole, and, as would be the case for morphological

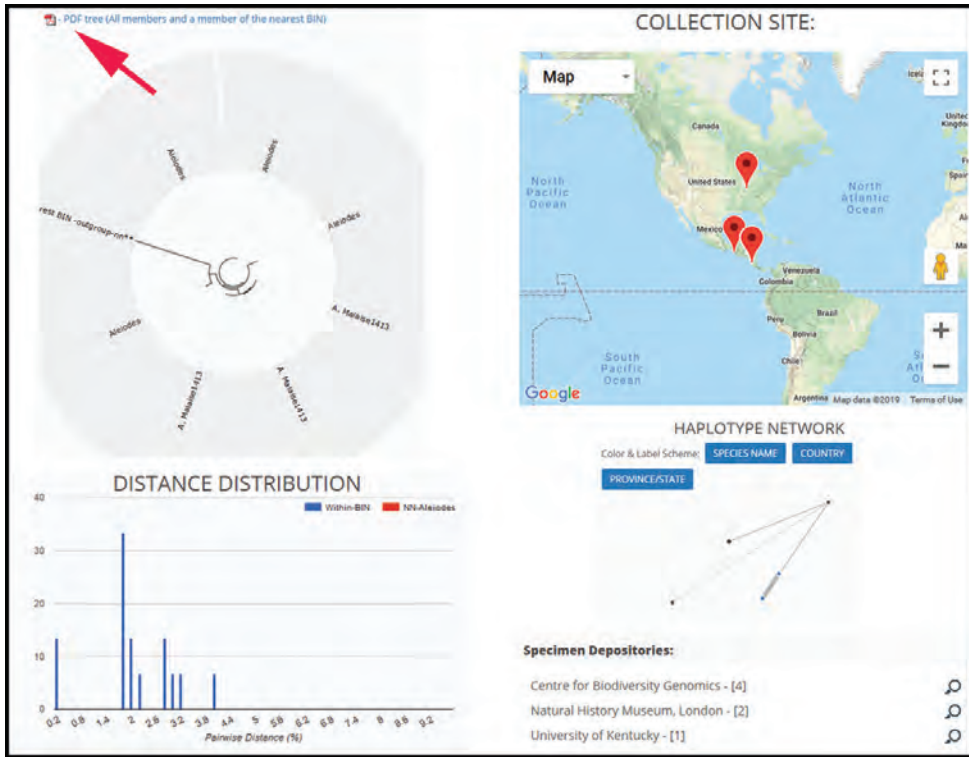


Figure 10. Partial contents of BOLD page for BIN BOLD:AAG1413.

identification and larger series, leave the unexamined individuals with a question mark hovering over them. Unless there are images on BOLD that clearly suggest that non-Costa Rican specimens are different species (we have several cases of this), we remain agnostic. Otherwise, for the present, we know they are either conspecific or potential cryptic species to the Costa Rican specimens. Just as in morphological approaches, many more specimens between these disparate localities need to be collected and barcoded to reach informed conclusions. Experience to date within ACG has been that partitioning of a BIN such as that in Fig. 11 will often lead to three clearly different species as ecological information accumulates and sample sizes for the BIN increase. One will be the holotype and there will be two more to describe, precisely as occurred with the originally named *Udranomia kikkawai* (Hesperiidae) (Janzen et al. 2017). If an older, morphology-based holotype is located that appears to be this species, when that holotype is DNA barcoded it will match just one or none of the Costa Rican BINs. In the case of *U. kikkawai*, the 1906 holotype from Venezuelan rain forest was found to match the specimens from Costa Rican rain forest, and two others, one from dry forest and the other from the intergrade, were described as two new species.

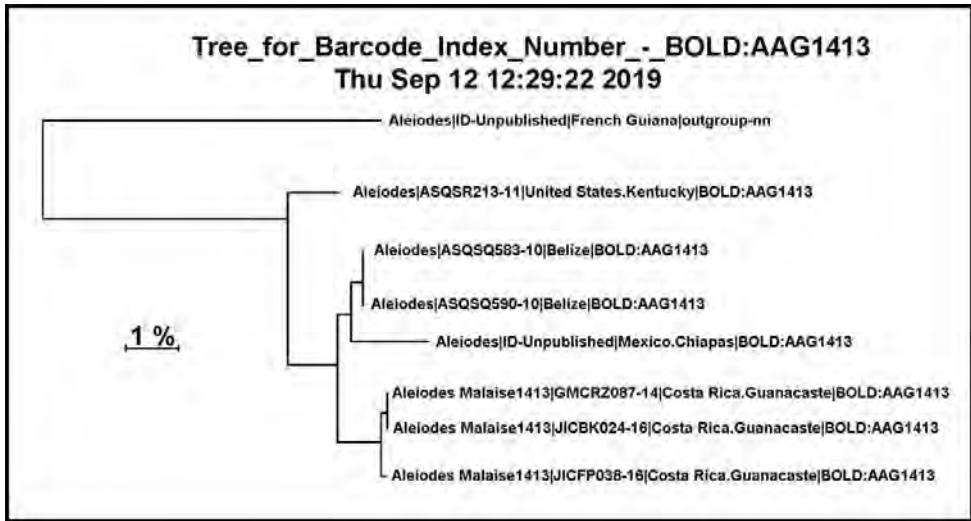


Figure 11. NJ tree of BIN BOLD:AAG1413.

In Fig. 9 there is a red arrow pointing to the link “Public records in this BIN”. When this is selected, all of the specimens in the BIN are listed (Fig. 12) with links to public specimen pages with information such as that in Fig. 8.

From the list of the public records as shown in Fig. 12, users have access to download “Specimen Data,” “Sequences,” and “Trace Files” and generate an occurrence map. These options are in the upper right corner and provide various common formats. For example, “Specimen Data” can be downloaded in Darwin Core Format (DWC), XML, or TSV, and there is also the option to download the “Specimen Data” and “Sequence Data” in a combined file with either XML or TSV. Users may wish to download the sequences to use for further analysis such as Maximum Likelihood or Maximum Parsimony trees. We caution, however, that at present, BOLD does not store all of the collateral information for a particular ACG vouchered specimen. For that, the master database at <http://janzen.upenn.edu> needs to be consulted.

A focus of BOLD Systems is to support collaboration and research networks, and as such, the support team at BOLD helps to connect interested parties with the owners of the specimens with data in BOLD so that they might inquire for further details or gain access to physical specimens, samples, or DNA extracts. Requests for these particular physical objects can be directed to the CBG but for ACG the request should go to DHJ and WH, who will distribute accordingly.

Sequence analysis and species determination

Sequences (barcodes) of the Costa Rican specimens were assigned to multi-specimen operational taxonomic units called Barcode Index Numbers (BINs) (Ratnasingham

BOLD:AAG1413 PUBLIC DATA

Specimens:
Sequences:
Combined:
Map:

Records 1 to 7 Page 1 Records Per Page 100

ASQSQ583-10 - Aleiodes [COI-SP:654]
Taxonomy: Arthropoda, Insecta, Hymenoptera, Braconidae, Aleiodes
Identifier: BMNHE897719[sampleid], BMNHE897719[museumid]
Depository: Natural History Museum, London
Collected in: Belize, Chiquibul Rainforest

ASQSQ590-10 - Aleiodes [COI-SP:615]
Taxonomy: Arthropoda, Insecta, Hymenoptera, Braconidae, Aleiodes
Identifier: BMNHE897720[sampleid], BMNHE897720[museumid]
Depository: Natural History Museum, London
Collected in: Belize, Chiquibul Rainforest

ASQSR213-11 - Aleiodes [COI-SP:658]
Taxonomy: Arthropoda, Insecta, Hymenoptera, Braconidae, Aleiodes
Identifier: BCLDQ01640[sampleid], BCLDQ01640[fieldid]
Depository: University of Kentucky
Collected in: United States, Kentucky, Hopkins County

GMCR2087-14 - Aleiodes Malaise1412 [COI-SP:619]
Taxonomy: Arthropoda, Insecta, Hymenoptera, Braconidae, Aleiodes
Identifier: BIOUG10014-B04[sampleid], GMPa01823[fieldid], BIOUG10014-B04[museumid]
Depository: Centre for Biodiversity Genomics
Collected in: Costa Rica, Guanacaste, Area de Conservacion Guanacaste

JGHTC624-09 - Hymenoptera [COI-SP:658]
Taxonomy: Arthropoda, Insecta, Hymenoptera
Identifier: 077APACH-01734[sampleid], JGR-BL071012[fieldid]
Depository: Centre for Biodiversity Genomics
Collected in: Mexico, Chiapas

JICB024-16 - Aleiodes Malaise1412 [COI-SP:585]
Taxonomy: Arthropoda, Insecta, Hymenoptera, Braconidae, Aleiodes
Identifier: BIOUG28817-F07[sampleid], GMPa07030[fieldid], BIOUG28817-F07[museumid]
Depository: Centre for Biodiversity Genomics
Collected in: Costa Rica, Guanacaste

JICFP028-16 - Aleiodes Malaise1412 [COI-SP:337]
Taxonomy: Arthropoda, Insecta, Hymenoptera, Braconidae, Aleiodes
Identifier: BIOUG28804-F01[sampleid], GMPa06983[fieldid], BIOUG28804-F01[museumid]
Depository: Centre for Biodiversity Genomics
Collected in: Costa Rica, Guanacaste

Records 1 to 7 Page 1 Records Per Page 100

Results Summary

Found 7 published records, with 7 records with sequences, forming 1 BINs (clusters), with specimens from 4 countries, deposited in 3 institutions.

Of these records, 3 have species names, and represent 1 species.

Specimen Distribution

Data Summary

Institutions

Figure 12. List of specimens in BIN BOLD:AAG1413.

and Hebert 2013) that were generated by BOLD (as in mentioned above, like assigning look-alikes to unit trays visually). For each subfamily treated in the following chapters we produced a NJ tree except for Ichneutinae and Proteropinae which are combined in one tree (Suppl. materials 1–10) containing all records from the New World contained in the BOLD database. This revealed many BINs containing extra-Costa Rican specimens such as displayed in Fig. 11. We comment on each of these in the individual species accounts with respect to their likelihood of being conspecific with their Costa Rican BIN partners. The NJ trees are also useful to identify sister-species and closest neighbors. Link to the BOLD treatments of the holotype and the “species”, as represented by the BIN, are provided for each species. The paratypes are listed as BOLD codes where detailed information and often images can be found for each specimen.

Morphology and host information were compared to the BIN assignments that “package” the members of the NJ tree into putative species. Most specimen groups (most BINs) were supported by all data sources and treated as one species. However, as mentioned previously, in the treatment of *Macrocentrus* that follows here, seven species are lumped into the same BIN (BOLD:ACK7466). This is commonplace in other taxonomic groups; there are many cases where a single BIN has been shown unambiguously to be two or more species by their biology and a deeper

genome probe (e.g., Hebert et al. 2004; Janzen et al. 2017). There are several reasons for this phenomenon. First, the BIN algorithm separates groups at ca. a 2% COI sequence divergence (Ratnasingham and Hebert 2013). However, while in the early stages of evolutionary separation, sympatric species can easily have their own distinctive biology and evolutionary trajectories long before their barcodes have attained 2% difference through cumulative mutations. Second, even after long periods of separation, the barcode region, by chance, may not have differentiated to the 2% level. These “shallow splits” in an NJ tree are very difficult to interpret with small sample sizes, but with either large samples and/or ecological data, they become evident flags for the presence of two or more species in the BIN, species that are in turn defined and diagnosed by non-BIN traits as well as the trait of being in that BIN (e.g., Burns et al. 2007, 2008; Bertrand et al. 2014) or by doing a deep genome probe (Janzen et al. 2017). In hyperdiverse tropical taxa, such as many of those treated here, the only practical and reliable method of species-level identification will be by their BIN code (and by a more comprehensive DNA barcode when there are multiple species in a BIN), rather than by attempting species-level identification of specimens one-by-one based on their morphology. This process renders the binominal scientific name and its higher classification, along with all the other more traditional kinds of specimen-based information, to be extremely useful because of its inferential value. However, for a specimen that has been identified by its DNA, whether by a barcode or a more profound examination of its genome, the scientific name is collateral to be curated and used just as are other units of collateral.

Species diagnoses

Our species treatments are comprised of a link to the BIN on BOLD, a consensus COI barcode, and a lateral or dorsal image of the specimen. Added to this are certain details such as the type depository and holotype locality information. There are a few exceptions to this generality. In several cases more than one species fall in the same BIN and in these cases a morphological key or morphological diagnoses are given to separate these. To facilitate an ongoing revision of the Neotropical Macrocentrinae we have also included morphological diagnoses and more comprehensive imaging for this taxon.

To comply with the Code of Zoological Nomenclature, a word-based diagnosis or definition is necessary for each new species proposed. In the past this was usually in the form of a morphological key or a suite of morphological characters that distinguish the species from others being treated. In our case consensus barcodes of the COI barcode region were employed. These can be seen as a suite of character states that are universally shared by all members of a species and unique to the species. Consensus barcodes were generated using custom software written by one of us (BVB) implemented at phorid.net/DNAbarcode. Fasta files of barcodes for all specimens of a species

were downloaded from BOLD and aligned in AliView (Larsson 2014). A consensus sequence was generated by running the first script on the *DNAbarcode* website, uploading the aligned fasta files. Consensus sequences for multiple species generated in this way were pasted into a new AliView file and realigned. The third script on *DNAbarcode* was then run, using the aligned consensus sequences.

Braconid specimens from the following New World countries appear to be relatively well-sampled in BOLD: Canada, USA, Belize, Argentina, French Guiana, and Mexico. There is a small number of cases where specimens from these countries fall in the same BIN as one of our Costa Rican species. More sampling between these disparate localities, and more genomic and/or morphological and behavioral data will help resolve these species-level cases, which are beyond the scope of this paper. Only rarely are there images of these extra-Costa Rican specimens that suggest that they are not conspecific. These are discussed in more detail under their respective species treatments. To reiterate and confirm: we fully understand that barcodes are not a panacea that will solve all species-limit questions, we simply suggest that they are the optimal available first step.


We attach 10 supplementary chapters for the 11 subfamilies treated here representing ten COI NJ trees, all downloaded from BOLD in November 2020. Each is a snapshot of the dynamic project database at <http://djanzen.sas.upenn.edu>, select fields of which are routinely updated to BOLD for public use and taxonomic treatment as in this work. The project database is forever dynamic owing to the need for constant updating of the names of species in the ever-shifting taxonomy of plants, hosts and parasites, as new publication and biological relationships emerge. We use the NJ trees as quick visual summaries of sample sizes per species, degrees of specialization of the parasites, flagging of species new to the project, indications of taxonomic puzzles, variability in barcode length, BIN composition (the equivalent of sorting morphological look-alikes into unit trays), and data-checking. Typically, what we consider to be conspecifics are grouped together in their own terminal clade. However, specimens with less than about 550 base pairs are potentially suspect as to their placement in a NJ tree. The shorter the barcode, the more likely it is to be misplaced on the tree, requiring taxonomic placement by other traits, such as morphology or host data or both. It is not uncommon for unrelated specimens with short sequences to group together; this is because the sequences that would group them with their conspecifics are not present and only conserved base pairs, common to many species, are present. Defectively short barcodes are not honored with a BIN code, even though they may group with BINed conspecifics. The arrangement of presumed conspecifics within a BIN into shallowly separated monophyletic groups has high potential for suggesting the presence of a species complex within the BIN, a moderately frequent occurrence (10%). Resolution of such species complexes requires ecological correlates, morphological correlates, and/or a deep genomic probe (e.g., Janzen et al 2017). The appendices contain only the specimens that were successfully barcoded, while all specimens obtained by the inventory are recorded in the project database, irrespective of success in naming.

Chapter 2:Agathidinae

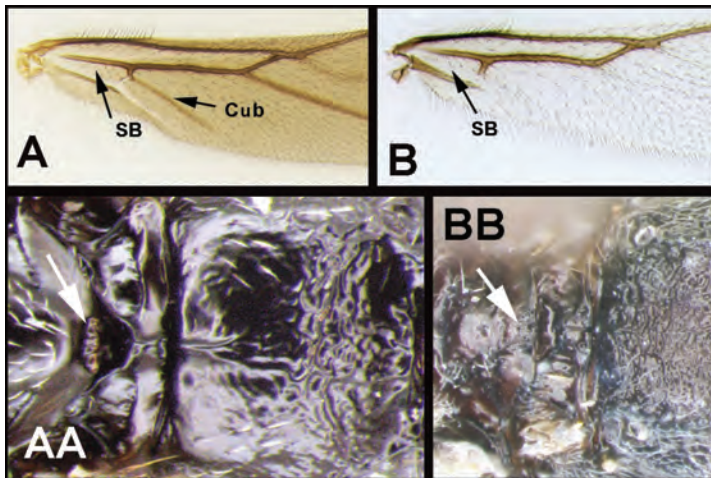
The key to genera by Sharkey and Chapman (2015) is outdated. We provide a new key that incorporates recent insights into generic limits and includes all New World genera. Agathidines are cosmopolitan and exclusively koinobiont endoparasitoids of caterpillars. They emerge from the host after the caterpillar is full-grown and has begun to spin or has already spun a cocoon. With one exception all are solitary. ACG agathidine genera were treated in the following publications: Sharkey et al. 2011a, Meierotto et al. (2019a), Kang et al. (2017), Janzen et al. (1998), Sharkey et al. (2016), and Sharkey et al. (2018). For the Agathidinae NJ tree, see Suppl. material 1.

Key to the New World genera of Agathidinae

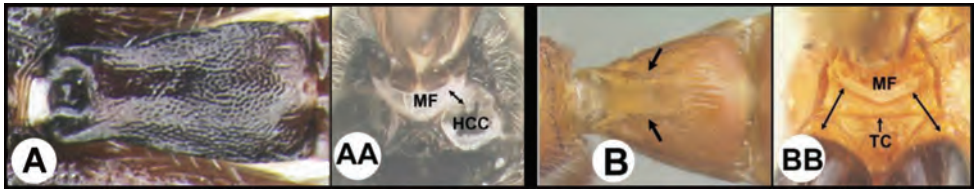
- 1 A. Forewing venation greatly reduced; RS absent and crossvein r present only as a short stub; Neotropical, rare. *Mesocoelus*
- B. Forewing venation moderately reduced; apical abscissa of RS absent, or mostly so, but crossvein r complete to junction of RS; Neotropical, rare. 2
- C. Forewing venation not significantly reduced; apical abscissa of RS complete or almost complete to wing margin; widespread, common. 4




- 2(1) A. Hind wing subbasal (SB) cell 4-sided with vein Cub emanating from an angle in the cell AND/OR AA. Posterior surface of scutellum with a semi-circular or arc-shaped depression (post-scutellar depression) *Therophilus* (in part)
- B. Hind wing subbasal (SB) cell 3-sided. If Cub vein is present, it emanates from a straight vein. BB. Post scutellar depression absent, but rugose sculpture usually present. 3



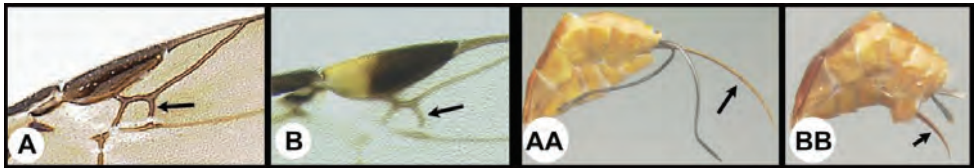
- 3(2) A. Median area of first tergum not raised above lateral portions and granulate or striogranulate. AA. Hind coxal cavities (HCC) open to metasomal foramen or narrowly closed and positioned partly above ventral margin of metasomal foramen (MF); ventral margin of metasomal foramen lacking a straight transverse carina..... *Plesiocoelus*
- B. Median area of first tergum raised above lateral portions, sculpture variable but often smooth or smoothly striate. BB. Hind coxal cavities closed and positioned completely below the metasomal foramen; ventral margin of metasomal foramen with a strong, relatively straight transverse carina (TC) ...
..... *Aerophilus* (in part)



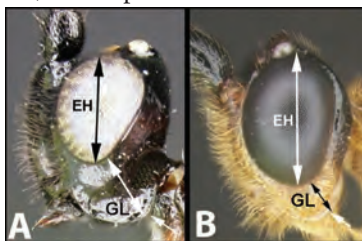
- 4(1) A. Fore tarsal claws bifid 5
- B. Fore tarsal claws simple, with distinct basal lobe..... 9
- C. Fore tarsal claws simple, lacking a distinct basal lobe..... 31



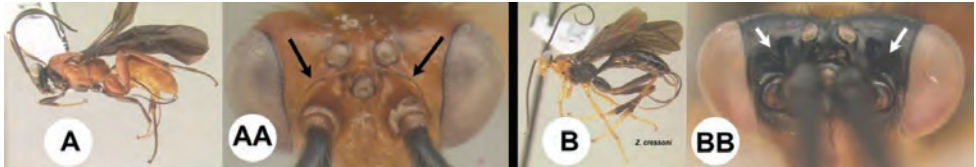
- 5 A. Forewing areolet quadrate, not or only slightly narrower anteriorly. AA. Ovipositor as long as or longer than half the length of metasoma 7
- B. Forewing areolet triangular, or if quadrate much narrower anteriorly. BB. Ovipositor shorter than half the length of metasoma. 6



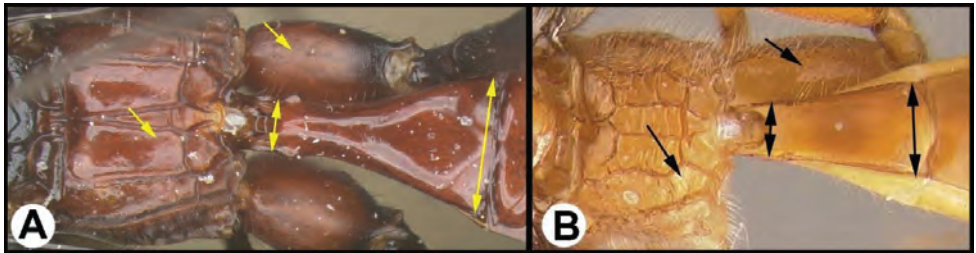
- 6(5) A. Gena expanded into a flange posteriorly; malar space (MS) more than 1/2 length of eye height (EH); Neotropical, rare *Hemichoma*
- B. Gena not modified into a flange posteriorly; malar space (MS) less than 1/2 length of eye height (EH); widespread, common *Zelomorpha*




- 7(5) A. Body predominantly orange/yellow. AA. Frons bordered by a carina posteriorly; widespread, common..... **8**
- B. Body predominantly black. BB. Frons not bordered by a carina posteriorly; southern USA through the tropical Neotropics, uncommon..... *Zacremnops*




- 8(7) A. Propodeum and hind coxa with granulate sculpture; first metasomal tergum ca. 3 × wider at apex than at base; rare; Neotropical, rare *Labagathis*
- B. Propodeum and hind coxa lacking granulate sculpture; first metasomal tergum not ca. 2 × wider at apex than at base; widespread, relatively common.. *Creemnops*



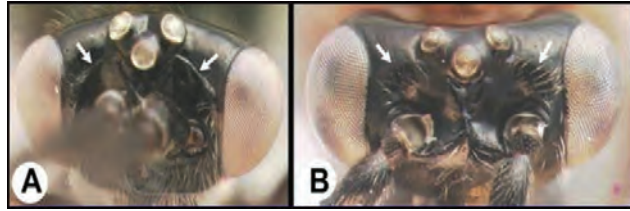
- 9(4) A. Notauli present..... **10**
- B. Notauli absent..... **25**



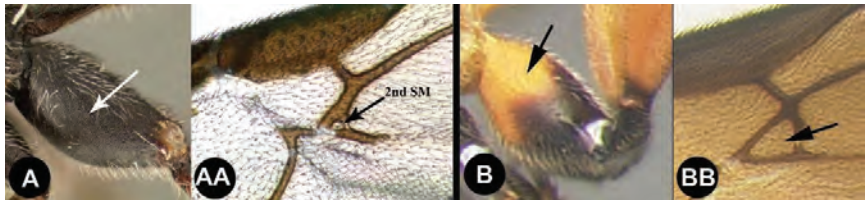
- 10(9) A. Ventral margin of clypeus projecting; width of temple longer than width of eye in lateral view; Nearctic, rare..... *Gelastagathis*
- B. Ventral margin of clypeus not projecting; width of temple shorter than width of eye in lateral view; widespread, common **11**



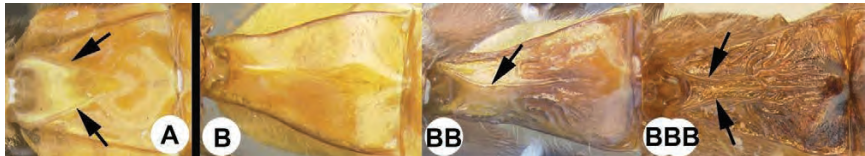
- 11(10) A. Frons bordered by carinae or grooves posteriorly..... 12
- B. Frons not bordered by carinae or grooves posteriorly. 14




- 12(11) A. Hind coxa with granulate sculpture. AA. Second submarginal cell minute or absent; Neotropical, rare..... *Trachagathis*
- B. Hind coxa smooth, lacking granulate sculpture. BB. Second submarginal cell of normal dimensions; widespread, common. 13



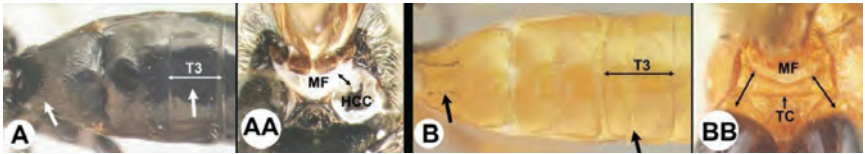
- 13(12) A. First metasomal tergum smooth with two widely spaced converging carinae forming a teardrop-shaped basal area; Neotropical, rare..... *Pharpa*
- B. First metasomal tergum usually smooth and convex, or BB. With a median longitudinal carina, or, BBB. Rarely with 2 carinae, in which case the tergum has more extensive sculpture; widespread, common *Alabagrus*



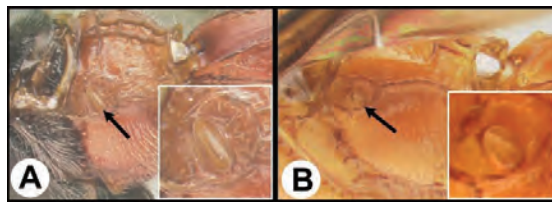
- 14(11) A. Malar space (MS) distinctly greater than 1/2 eye height (EH); head shape in frontal view elongate, at least as high (measured from ventral margin of clypeus) as wide. 15
- B. Malar space USUALLY (95%) equal to or less than 1/2 eye height; head shape in frontal view wide, wider than high (measured from ventral margin of clypeus) 16



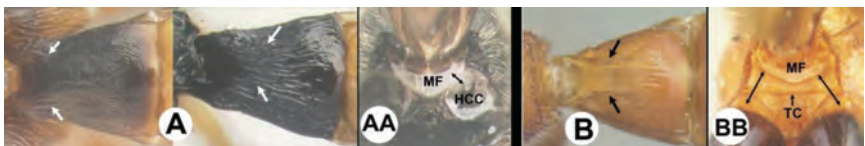
- 15(14) A. Third tergum completely smooth; pair of carinae on first tergum not prominent. AA. Hind coxal cavities (HCC) open to metasomal foramen or narrowly closed and positioned partly above ventral margin of metasomal foramen (MF); common in Nearctic, very rare in Neotropics.....***Agathis* (in part)**
- B. Third tergum usually (95%) partly or completely sculptured, sculpture often confined to narrow line along transverse depression; pair of carinae on first tergum prominent. BB. Hind coxal cavities closed and positioned completely below the metasomal foramen; ventral margin of metasomal foramen with a strong, relatively straight transverse carina (TC); widespread, common***Aerophilus* (in part)**




- 16(14) A. Propodeal spiracle elongate, more than 2 × longer than wide; widespread, common***Pneumagathis***
- B. Propodeal spiracle circular or ovoid, not more than 2 × longer than wide ... **17**



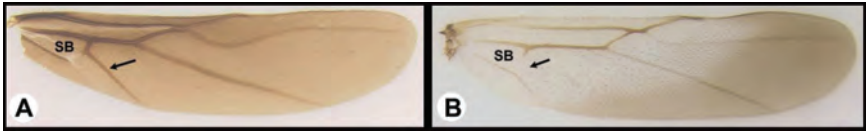
- 17(16) A. Pair of carinae on first tergum NOT prominent. AA. Hind coxal cavities (HCC) open to metasomal foramen or narrowly closed and positioned partly above ventral margin of metasomal foramen (MF)..... **18**
- B. Pair of carinae on first tergum prominent; BB. Hind coxal cavities closed and positioned below the metasomal foramen; ventral margin of metasomal foramen with a strong, relatively straight transverse carina (TC); widespread, common***Aerophilus* (in part)**



- 18(17) A. First tergum completely smooth, or rarely with some punctures posterolaterally..... **20**
- B. First tergum with sculpture **19**



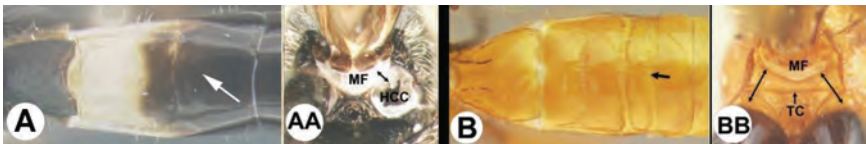
- 19(18) A. Vein Cub of hind wing long and partly tubular, apical margin of subbasal (SB) cell angled; widespread, common..... *Therophilus* (in part)
- B. Vein Cub of hind wing weak or absent and never tubular; apical margin of subbasal cell (SB) straight. Nearctic and northern Neotropics (i.e., Mexico and Central America), much less common..... *Agathirsia* (in part)



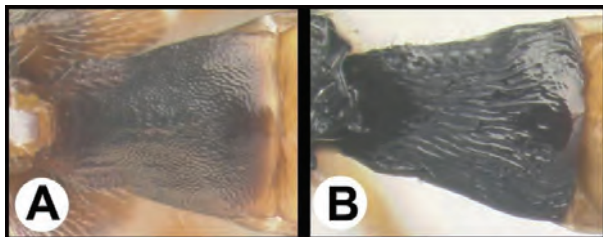
- 20(18) A. Notauli pitted or crenulate 21
- B. Notauli smooth 24



- 21(20) A. Third tergum usually entirely smooth or weakly and partly coriarius (leather-like), if with different sculpture (especially in transverse depressions), then pair of longitudinal carinae on first metasomal tergum weaker than in B or absent. AA. Hind coxal cavities (HCC) open to metasomal foramen or narrowly closed and positioned partly above ventral margin of metasomal foramen (MF)..... 22
- B. Third tergum usually partly or completely sculptured, sculpture often confined to narrow line along transverse depression; pair of longitudinal carinae on first metasomal tergum present and extending past spiracles. BB. Hind coxal cavities closed and positioned entirely below the metasomal foramen (MF); ventral margin of metasomal foramen with a strong, relatively straight transverse carina (TC); widespread, common..... *Aerophilus* (in part).




- 22(21) A. First tergum partly or completely granulate; widespread, common *Neothlipsis*
- B. First tergum otherwise sculptured, usually striate or rugostriate..... 23




- 23(22) A. Posterior apex of scutellum with a distinct depression in the form of a semicircle or two distinct pits; widespread, common... *Therophilus* (in part)
- B. Posterior apex of scutellum lacking depression, smooth to rugose; common in Nearctic, very rare in Neotropics. *Agathis* (in part)




- 24(20) A. Propleuron with a distinct protuberance; gena expanded into an acute angle posteroventrally; Neotropical, rare *Zamicrodus*
- B. Propleuron flat or weakly convex, lacking a distinct protuberance; genae not expanded and rounded posteroventrally; Neotropical, rare *Aphelagathis*



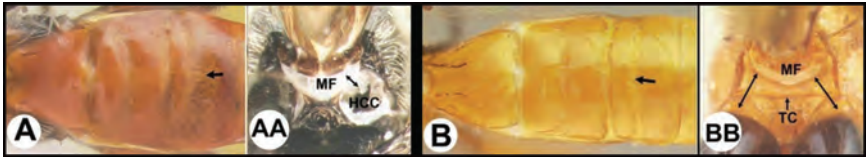
- 25(9) A. Second submarginal cell of forewing quadrate. AA. Cub vein of hind wing present and often tubular; subbasal cell angled distally at junction of Cub; Chile and southern Argentina (Note: Unlike the better known north temperate group of *Earinus*, members of this assemblage are found only in southern and high-altitude South America, and may deserve separate generic status), common *Earinus* (in part)
- B. Not combining the above character states; second submarginal cell usually triangular. BB. Cub vein of hind wing usually absent or not tubular, and subbasal sell not angled distally..... 26



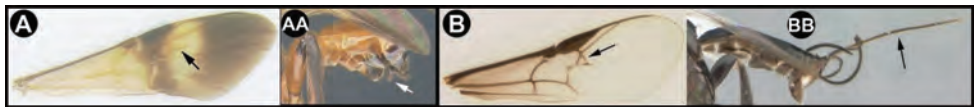
- 26(25) A. Forewing vein RS+M present and complete, though sometimes weaker at midlength; Nearctic, common. *Earinus* (in part)
- B. Forewing vein RS+M completely or mostly absent 27




- 27(26) A. Third tergum completely smooth. AA. Hind coxal cavities (HCC) open to metasomal foramen (MF), or narrowly closed such that the ventral part of the metasomal foramen is below the dorsal margin of the hind coxal cavities **28**
 – B. Third tergum usually (95% of specimens) partly or completely sculptured, sculpture often confined to narrow lines along transverse depressions. BB. Hind coxal cavities closed and positioned completely below the metasomal foramen; ventral margin of metasomal foramen with a strong, relatively straight transverse carina; widespread, common *Aerophilus* (in part)



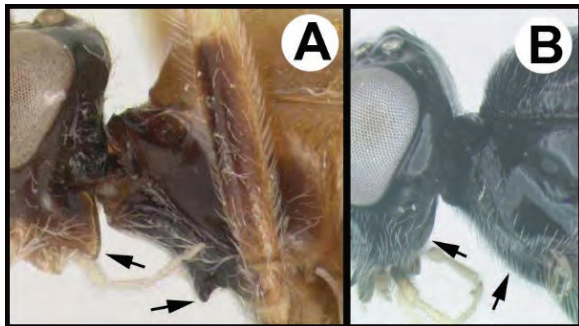
- 28(27) A. Spurious vein, RS2b, well-developed. AA. Ovipositor barely exerted, much shorter than metasoma. Neotropical, very rare *Marjoriella*
 – B. Spurious vein, RS2b, lacking. BB. Ovipositor at least as long as metasoma. Widespread, common **29**




- 29(28) A. Second submarginal cell smaller than its dorsal stem; apical abscissa of RS curving towards fore margin of wing; Neotropical, very rare *Smithagathis*
 – B. Second submarginal cell larger than its dorsal stem; apical abscissa of RS straight **30**




- 30(29) A. Posterolateral corner of gena sharp; propleuron with a protuberance; Neotropical, rare *Amputoearinus*
 – B. Posterolateral corner of gena rounded; propleuron evenly convex, lacking a protuberance; widespread, common *Lytopylus*




- 31(4) A. Notauli absent, mesoscutum completely smooth; Neotropical, rare.....
.....*Sesioctonus*
- B. Notauli present though sometimes only indicated anteriorly or posteriorly;
widespread and common in Nearctic, rare in Neotropics. **32**



- 32(31) A. First tergum smooth, lacking microsculpture, at most with punctures laterally; Nearctic and Central America, rare..... **33**
- B. First tergum with microsculpture, usually in the form of longitudinal striae or rugae; widespread and common in Nearctic, extremely rare in Neotropics
.....*Agathis* (in part)



- 33(32) A. Ovipositor barely exerted, shorter than half the length of metasoma; Nearctic and Central America (all species of *Crassomicrodus* key here).....
.....*Crassomicrodus*
- B. Ovipositor at least as long as half the metasoma, often much longer; Nearctic and Central America, rare (few species key here) *Agathirsia* (in part)



***Aerophilus* Szépligeti, 1902**

Aerophilus is worldwide in distribution with hundreds (described plus undescribed) of species in the New World. Members are parasitoids of a wide range of caterpillar families. The genus is well represented in both the Nearctic and Neotropical realms.

Sharkey et al. (2016) revised the eastern Nearctic species, and Sharkey et al. (2011a) revised and keyed the Costa Rican species. The latter revision employed the name *Lytopylus* in error, and Sharkey et al. (2016) subsequently transferred all of the species described under *Lytopylus* in that paper to *Aerophilus* Szépligeti, 1902.

***Aerophilus paulmarshi* Sharkey, sp. nov.**

<http://zoobank.org/0E45721B-53E5-4DD9-8547-8A3C88EEFA0E>

Figure 13

Diagnosics. BOLD:ADC6602. Consensusbarcode. TATTTTATATTTTATTTTGG-
GAATTTGATCAGGAATTTTAGGTTTATCAATAAGAATAATTATTCGAATA-
GAATTAAGATTAGGGGGTAATTTAATTGGTAAT---GATCAAATTTATAATA-
GAATTGTTTCTGCTCATGCTTTTATTATAATTTTTTTATAGTAATAC-
CAATTATAATTGGAGGTTTGGAAATTGATTAGTTCCTTTAATATT-
AGGGGGACCTGATATAGCTTTTCCCTCGTATAAATAATATAAGATTTTGAT-
TATTAATTCCTTCATTATTAATATTAATTTTAAGATCTTTAATTAATATTG-
GAGTTGGTACAGGATGAACAGTTTATCCTCCTTTATCAATAAATATGAGT-
CATAGAGGAATATCAGTAGATTTAGCTATTTTCTTTACATATTGCAG-



Figure 13. *Aerophilus paulmarshi*, holotype.

GAATTTCTTCTATTATAGGAGCAATAAATTTTATTACAACCTATTATAAATA-TATGAATAATCAATGTTAAAATTGATAAAATACCTTTATTAGTATGAT-CAATTTTATTCTGCTATTTTATTATTATTATCATTACCAGTATTAGCTG-GAGCTATTACAATATTATTAAGTATCGAAATTTAAATACAAGATTTTTT-GATCCATCAGGAGGAGGAGATCC-----.

Holotype ♀. Guanacaste, Sector Pailas Dos, PL12-3, 10.7631, -85.6138, 820 meters, Malaise trap, 6/iii/2014. Depository: CNC.

Host data. None.

Holotype voucher code. BIOUG29687-E06.

Paratypes. None.

Etymology. Named in honor of Paul Marsh, eminent braconidologist.

Note. In the key provided by Sharkey et al. (2011a), *A. paulmarshi* runs to *A. robpringlei* (as *Lytopylus robpringlei*). It differs from the latter in many characters; the most conspicuous is the head color, which is almost entirely black in *A. robpringlei* and pale orange-yellow in *A. paulmarshi*.

Mesocoelus Schulz, 1911

Members are widespread but rarely collected in the neotropics. The extremely reduced venation of *Mesocoelus* is rare among agathidines, shared only with the Old World genus *Aneurobracon* (Agathidinae). The two described species are both from the Caribbean (holotypes from St. Vincent and Cuba). Reported hosts are *Chilocampyla psidiella* and *Acrocercops* sp., leaf-miners in the family Gracillariidae. No new host records for the genus are reported here.

Mesocoelus davidsmithi Sharkey, sp. nov.

<http://zoobank.org/E854173C-4DEA-4F89-8446-6998B21C18E4>

Figure 14

Diagnostics. BOLD:AAV4319. Consensus barcode. AATTTTATATTT-TATTTTGGAGTATGGGCAGGAATTTTAGGGTTATCAATAAGATTAAT-TATTCGTATAGAATTAAGAGTTATTGGAAATTTTATTGGTAATGATCA-GATTTATAATAGGATTGTTACAGCTCATGCATTTATTATAATTTTTTT-TATAGTTATACCAATTATAATTGGAGGGTTTGGTAATTGATTAGTTCCAT-TAATAGTAGGAGGACCTGATATAGCTTTCCCTCGAATAAATAATATAA-GATTTTGGATTATTAATTCCTTCTTTATTATTATTAATTTTAAGGT-CAATAGTTAATGTTGGGGTAGGAAGTGGGTGAACAGTTTACCCTC-CTTTATCTTTAAATATAAGGCATAGAGGGATTTCTGTTGATTTGGC-TATTTTTTCTTTACACATTGCAGGAGTTTCTTCAATTATAGGAGC-TATAAACTTTATTACTACTATTTTAAATATATGAATCATTAATATTTAAAT-TGATAAAATACCTTTATTAGTATGATCTATTTAATTACTGCAATTTTAT-TATTATTATCATTACCTGTATTAGCCGGAGCAATTACTATATTGTTAACT-GATCGTAATTTAAATACAAGATTTTTTGACCCGACAGGAGGGGATC-



Figure 14. *Mesocoelus davidsmithi*, holotype.

CTATTTTATATCAACATTTATTT. Of the two described species, *M. davidsmithi* is closest to *M. laeviceps* in that they both lack distinct notauli. To differentiate these two, *M. davidsmithi* has 27 flagellomeres, whereas *M. laeviceps* has between 19 and 22.

Holotype ♀. Heredia, 6 km ENE Vara Blanca, 10.183, -84.12, 2000 meters, 09/iv/2002, Malaise trap. Depository: CNC.

Host data. None.

Holotype voucher code. H1731.

Paratypes. None.

Etymology. The species is named in honor of Dave Smith, eminent symphytologist.

Neothlipsis Sharkey, 2011

Neothlipsis is widespread in the Nearctic and northern Neotropical region. There may be ca. 70 species including undescribed species. The sole host record is *Samea multiplicalis* (Guenée) (Crambidae). Sharkey et al. (2011b) included eleven species but

omitted the following: *Neothlipsis smithi* (Ashmead), new combination for *Microdus smithi* Ashmead, 1894; *Neothlipsis pygmaeus* (Enderlein), new combination for *Microdus pygmaeus* Enderlein, 1920; and *Neothlipsis uncinctus* (Ashmead), new combination for *Microdus uncinctus* Ashmead, 1894. All of the holotypes of these species were examined by MJS, and all are found in Mesoamerica including the Caribbean.

***Neothlipsis bobkulai* Sharkey, sp. nov.**

<http://zoobank.org/1DEDA50E-D2D7-48E6-9CC2-8E2431ED598C>

Figure 15

Diagnosics. BOLD:ADB1901. Consensus barcode. TCTGCTCATGCTTT-TATTATAATTTTTTTTATAGTTATACCAATTATAATTGGAGGATTTGG-TAATTGATTAGTTCCTTTAATATTAGGAGGTCCTGATATAGCTTTTC-CTCGTATAAATAATATAAGATTTTGATTATTAATTCCTTCATTATTAATTTGATTTCTAGATCTATAATTAATATTGGTGTGGTACAGGTTGAACTGTT-TATCCTCCTTTATCTTTAAATTTAAGACATAGTGGAATTTCTGTAGATT-TAGCTATTTTTTCTTTACATATTGCAGGAATTTCTTCTATTATGGGAG-CAATAAATTTTATTACAACCTATTTTAAATATATGAATAATAAATATTTAAATTTGATAAAATACCATTATTAATTTGATCTATTTTATTACAGCTATTTTATTATTATTCTTTACCAGTATTAGCTGGGGCAATTACAATATATTAACA-GATCGAAATTTAAATACTAGATTTTTTTGATCCTACAGGAGGGGGAGATC-CA. Similar to *Neothlipsis taeniativentris* (Enderlein, 1920) but differing slightly in color, with the pale yellow on the head of *N. taeniativentris* more extensive.

Holotype ♀. Guanacaste, Sector Pailas Dos, PL12-3, 10.7631, -85.6138, 820 meters, Malaise trap, 5/xii/2013. Depository: CNC.




Figure 15. *Neothlipsis bobkulai*, holotype.

Host data. None.

Holotype voucher code. BIOUG29112-G02.

Paratypes. BIOUG29646-F07, BIOUG29620-B06, BIOUG29646-E01.

Etymology. This species is named in honor of Bob Kula, renowned braconidologist.

Plesiocoelus van Achterberg, 1990

Members are widespread but rarely collected in the neotropics. It is unlikely that there are more than ten species including undescribed species. The holotype of the only described species from the New World, *P. bassiformis*, is from Ecuador. van Achterberg (1990a) also included specimens from Colombia and Honduras under that name. Long and van Achterberg (2016) described a new species from Vietnam. We report the first host records for the genus, *Brenthia* spp. (Lepidoptera: Choreutidae).

Bortoni and Pentead-Dias (2015) described two new species under *Plesiocoelus*, however, they both belong to other genera: *Therophilus anomalus* (Bortoni and Pentead-Dias) new combination for *Plesiocoelus anomalus* Bortoni & Pentead-Dias, 2015; *Aerophilus areolatus* (Bortoni and Pentead-Dias) new combination for *Plesiocoelus areolatus* Bortoni & Pentead-Dias, 2015. See the key to genera above that incorporates these aberrant species with reduced wing venation.

Plesiocoelus vanachterbergi Sharkey, sp. nov.

<http://zoobank.org/B61B270B-8ACB-42B4-B820-6C86CAF38514>

Figure 16

Diagnostics. BOLD:ABX6701. Consensus barcode. AATTTTATATTTTATTTTCGGAATTTGATCAGGAATTTTGGGRITATCAATAAGWTTGGTTATTCGAATGGAATTAAGAATTACTAGAAATTTTATTGGTAATGATCAAATTTATAATAGTATTGTT-CTRCTCATGCTTTTATTATAATTTTTTTTATGGTAATACCTATTATGATTGGGGGATTYGGAAATTGATTAATTCCTTTAATATTAGGAGGTCCTGATATAGCTTTYCCTCGAATAAATAATATAAGATTTTGATTATTAATTCATCTTTATTATTATTAATTTCTAGCTCAATTTAATGTTGGAGTAGGAA-CAGGATGAACAGTTTATCCTCCTTTATCATTAATTTAAGTCATAGTGAATTTAGTAGATTTAGCTATTTTTCTTTACATATTGCTGGAATTTTCATCAATTATAGGAGCAATAAATTTTATTACT-CTATTTAAATATATGRATAAT-TAAAATTAATGTTGATAAAATAACTTTATTGATTTGRTCAATTTAATTA-CAGCAATTTTATTATTATTATCATTACCGGTWTTAGCAGGAGCAATTA-CAATATATTAACAGATCGAAATTTAAATACTAGATTTTTTGATCCTTCAGGAGGGGAGATCCTATTTTATATCAACATTTATTT.

Holotype ♀. Alajuela, Sector Rincon Rain Forest, Jacobo, 10.94076, -85.3177, 461 meters, caterpillar collection date: 28/vii/2013, wasp eclosion date: 8/viii/2013. Depository: CNC.




Figure 16. *Plesiocoelus vanachterbergi*, holotype.

Host data. Parasitoid of *Brenthia* Janzen02 (Choreutidae) feeding on leaves of *Rhynchosia calycosa* (Fabaceae).

Caterpillar and holotype voucher codes. 13-SRNP-69969, DHJPAR0053046.

Paratypes. Hosts = *Brenthia* Janzen02, *Brenthia* Janzen05, *Brenthia* Janzen14, *Brenthia* Janzen15. DHJPAR0049867, DHJPAR0048215, DHJPAR0050114, DHJPAR0053040, DHJPAR0053044, DHJPAR0053045, DHJPAR0053033, DHJPAR0045360. Depository: CNC.

Etymology. This species is named in honor of Kees van Achterberg, eminent braconidologist and author of the genus.

***Pneumagathis* Sharkey, 2015**

Members of *Pneumagathis* are restricted to North and Central America. There appear to be only two species, *P. erythrogastra* (Neotropical) and *P. spiracularis* (Nearctic), both of which are parasitoids of Hesperiiidae.

***Pneumagathis erythrogastra* (Cameron, 1905), comb. nov.**

Figure 17

Agathis erythrogastra Cameron, 1905.

Bassus brooksi Sharkey, 1998, syn. nov.

Pneumagathis brooksi (Sharkey, 1998), in Chapman and Sharkey (2015).

Diagnostics. BOLD:AAV3035. Consensus barcode. GATTTTATATTT-TATTTTGGGAATTTGRTCRGGRATATTRGGTTTATCAATAAGTT-TAATTATTCGAATAGAATTAAGAATTACAGGAAATTTTATTGG-TAATGATCAAATTTATAATTCAATTGTT-CTGCTCATGCTTTTATT-ATAATTTTTTTTATAGTAATACCAATTATAATTGGAGGATTYGGAAATT-GRTTAGTYCCTTTGATATTAGGAGGRCCYGATATAGCTTTTCCDC-GAATAAATAATATAAGATTTTGATTATTAATTCCTTCATTAATATTAT-TAATATTAAGTTCAATTATTAATATTGGRGTAGGTACTGGATGAACA-GTTTATCCTCCTTTATCTTTAAATATAAGTCATAGAGGWATATCAGTT-




Figure 17. *Pneumagathis erythrogastra*.

GATTTAGCTATTTTTTCTTTACATATTGCTGGAATTTCTTCTAT-
 TATAGGAGCAATAAATTTTATTACMACAATTTTAAAYATATGAATTAT-
 TAATATTAATAATTGATAAAATACCTTTATTAGTRTGATCAATTTTTAT-
 TACTGCAATTTTATTATTATTATCTTTACCAGTTTTAGCTGGAGC-
 TATTACTATATTATTGACTGAYCGAAATTTAAATACAAGATTWTTT-
 GATCCTTCAGGAGGGGGRGATCCAATTTTATATCAACATTTTRT
 TT-----.

Notes. As reported in Janzen et al. (1998), *P. erythrogastra* (as *Bassus brooksi*) attacks a wide range of skipper caterpillars on broad leaved woody plants in Costa Rica. Sharkey and Chapman (2015) proposed the genus *Pneumagathis*. *P. brooksi* is a junior synonym of *Agathis erythrogastra* Cameron, 1905, which is transferred here to *Pneumagathis*.

***Therophilus* Wesmael, 1837**

Therophilus is a cosmopolitan genus with many hundreds of species (mostly undescribed). It is relatively rare in the neotropics. Published hosts include caterpillars of a wide range of lepidopteran families (Yu et al. 2016). No species have previously been recorded from Costa Rica or neighboring countries.

***Therophilus penteadodiasae* Sharkey, sp. nov.**

<http://zoobank.org/A09AAAB1-EB00-43CD-9047-7526F4044AB1>

Figure 18

Diagnostics. BOLD:ABZ8830. Consensus barcode. TATTTTATATTT-
 TATTTTGGGATTTGATCGGGAATTTAGGGTTATCAATAAGAT-
 TATTAATTCGAATAGAGTTAAGTATTGGTGGTAATTTTATTGG-
 TAATGATCAAATTTATAATAGAATTGTTACTGCTCATGCATTTATT-
 ATAATTTTTTTTATAGTTATACCAATTATRATTGGTGGTTTTGG-
 TAATTGATTAATTCCTTTAATATTAGGAGGTCCAGATATAGCTTTCC-
 CTCGAATAAATAATATAAGATTTTGATTATTAATTCCTTCATTAACAT-
 TATTAATTTTAAGTTCTTTAATTAATATTGGAGTTGGAAGTGGATGAA-
 CAGTCTATCCTCCTTTATCGTTAAATATAAGACACAGAGGAATATCT-
 GTTGATTTAGCAATTTTTCTTTACATATTGCTGGTGTTCCTTCAAT-
 TATAGGGGCAATAAATTTTATTACAATTTTAAATATATGAATTG-
 TAAATATTAATAATTGATAAAATATCTTTATTGGTTTGATCAATTTAATTA-
 CAGCGATTTTATTATTGTTATCTTTACCAGTATTGGCTGGTGCAATTAC-
 TATATTATTAACAGATCGAAATTTAAATACAAGATTTTTTGATCCTTCAG-
 GAGGAGGGGATCCAATTTTATATCAGCATTATTT.

Holotype ♀. Guanacaste, Sector El Hacha, Casa Hacha Vieja, 10.98050, -85.54429, 290 meters, 290 meters, caterpillar collection date: 24/ii/2014, wasp eclosion date: 17/iii/2014. Depository: CNC.

Host data. Parasitoid of *Antaeotricha* Janzen146 (Depressariidae) feeding on *Lonchocarpus oliganthus* (Fabaceae).



Figure 18. *Therophilus penteadodiasae*, holotype.

Caterpillar and holotype voucher codes. 14-SRNP-55508, DHJPAR0055292.

Paratypes. Hosts = *Antaeotricha* Janzen146 and *Antaeotricha* Janzen366 (Depressariidae). DHJPAR0055209, DHJPAR0055544.

Etymology. The species is named in honor of Angelica Penteado-Dias, eminent Brazilian braconidologist.

Note. The wing venation is very similar to that of *Plesiocoelus*, but the characters given in the key (above), including the shape of the subbasal cell of the hind wing, clearly place this species in *Therophilus*.

***Therophilus bobwhartoni* Sharkey, sp. nov.**

<http://zoobank.org/AD112449-21E0-4A12-9939-74120B7D3CE7>

Figure 19

Diagnostics. BOLD: AAY4688. Consensus barcode. AATTTTATATTTTATTTTGG-
GAATTTGGTTCGGGTATTTTGGGATTATCGATAAGTTTATTAATTCG-
GATGGAATTAAGAGTAGGGGGTAATTTTATTGGAAATGATCAAATTTA-
TAATAGAATTGTTACTGCTCATGCATTTATTATAATTTTTTTTATGGT-
TATACCAATTATAATTGGGGGATTTGGTAATTGATTAATTCCTTTAATGT-
TAGGGGGTCCTGATATAGCTTCCCTCGAATAAATAATATAAGATTTT-
GATTATTAATTCCTCATTAAATATTATAATTTTGAGGTCATTAAT-
TAATATTGGAGTTGGGACTGGRTGAACAGTTTACCCTCCTTTATCAT-
TAAATATAAGTCATAGGGGGATATCTGTTGATTTAGCGATTTTTTCTTT-




Figure 19. *Therophilus bobwhartoni*, holotype.

GCATATGGCAGGAGTTTCTTCAATTATGGGGGCAATAAATTTTATTAC-TACAATTTTAAATATATGAATTATAAATATTTAAAATTGATAAGATACCTTT-ATTAGTTTGATCGATTTTAATTACGGCAATTTTGTTATTATTATCATTAC-CTGTGTTAGCTGGAGCTATTACTATATATTAATACTGACCGAAATTTAAAT-ACAAGATTTTTTGATCCTTCAGGTGGAGGGGATCCAATTTTATAT-CAACATTTATTT.

Holotype ♀. Guanacaste, Sector Cacao, Sendero Nayo, 10.92446, -85.46953, 1090 meters, caterpillar collection date: 05/ii/2007, wasp eclosion date: 18/iii/2007. Depository: CNC.

Host data. Parasitoid of elachJanzen01 Janzen161 (Depressariidae) feeding on *Viburnum costaricanum*.

Caterpillar and holotype voucher codes. 07-SRNP-35262, DHJPAR0062169.

Paratype. Host = elachJanzen01 Janzen161: DHJPAR0041864.

Etymology. This species is named in honor of Bob Wharton, eminent braconidologist.

***Therophilus donaldquickei* Sharkey, sp. nov.**

<http://zoobank.org/ED5FA250-54E1-4F9D-9649-38A28740D637>

Figure 20

Diagnostics. BOLD:ADM6790. Consensus barcode. GGGAATGATCAAGTT-TATAATAGAATTGTTACTGCGCATGCATTTATTATAATTTTTTTTATG-



Figure 20. *Therophilus donaldquickei*, holotype.

GTGATACCAATTATAATTGGTGGGTTTGGAAATGATTAGTTCCTT-
 TAATGTTGGGAGGACCTGATATGGCTTCCCACGAATAAATAATATAA-
 GTTTTTGGTTATTAATTCCATCATTAATATTATTAATTTTGAGTTCCT-
 TAATTAATATTGGGGTTGGAACAGGGTGGACAGTTTATCCTC-
 CATTGTCATTAATATAAGTCATAGAGGTATATCAGTTGATTTAGC-
 TATTTTTTCTTTACATATAGCCGGTGTTCCTTCAATTATAGGAGC-
 TATAAATTTATTACTACAATTTAAATATATGAATAATAACAATTAANAAT-
 GATAAATACCATTGTTAGTTTGATCTATTTAAATTACAGCAATTTTAT-

TATTGTTATCTTTACCTGTGTTGGCGGGGGCTATTACTATATATTATTAACA-GATCGAAATTTAAATACAAGATTTTTTTGATCCATCAGGTGGTGGTGACC-CAATTTTATATCAACATTTATTTTGATTTTTTTGGTCATCCTGAAGTTA-TATTTTAATTTTACCGGGATTTGGGATTATTTCTCATATT.

Holotype ♀. Heredia, 16 km SSE La Virgen, 1050–1150 meters, 21/iii/2001, Malaise trap. Depository: CNC.

Host data. None.

Holotype voucher code. H155.

Paratypes. None.

Etymology. The specific epithet is a patronym for Donald Quicke, eminent braconidologist.

***Therophilus gracewoodae* Sharkey, sp. nov.**

<http://zoobank.org/34026ED0-F052-4C43-9074-074A42A19563>

Figure 21

Diagnostics. BOLD:ADD0457. Consensus barcode. TATTTTATATTT-TATTTTTTGGAAATTTGGTTCGGGTATTTTGGGATTATCAATAAGTT-TATTAATTCGTATAGAATTAAGAATTGGGGGTAACCTAATTGG-TAACGATCAAATTTATAATAGAATTGTTACTGCTCATGCATTTATT-ATAATTTTTTTTATAGTTATACCAATTATAATTGGAGGTTTTGG-



Figure 21. *Therophilus gracewoodae*, holotype.

TAATTGATTGATTCCTTTAATATTGGGGGGGCCTGATATAGCTTTC-
 CCCCCGATAAATAATATAAGTTTTTGGATTATTAATTCCTTCATTAAT-
 ATTATTAATTTTGAGTTCATTAATTAATATTGGAGTTGGAACAGGAT-
 GAACAGTTTATCCTCCTTTATCATTAAATATAAGTCATAGAGGTA-
 TATCAGTTGATTTAGCTATTTTTTCTTTACATATAGCTGGTATTTTCA-
 CAATTATGGGGGCAATAAAATTTTATTACTACAATTTTTAATATATGAAT-
 TATAATAATTTAAATTTGATAAAATACCATTTATTAGTTTGGATCTATTTAAT-
 TACAGCAATTTTATTATTATTATCATTACCTGTATTGGCTGGGGCTAT-
 TACAATATTATTAACAGATCGAAATTTAAATACAAGATTTTTTGGATC-
 CTTTCAGGGGGGGGGGA.

Holotype ♀. Guanacaste, Sector Cacao, Sendero Arenales, 10.92471, -85.46738, 1,080 meters, caterpillar collection date: 09/iv/2010, wasp eclosion date: 10/v/2010. Depository: CNC.

Host data. Parasitoid of *Rhodoneura terminalis* (Thyrididae) feeding on *Hampea appendiculata* (Malvaceae)

Caterpillar and holotype voucher codes. 10-SRNP-35134, DHJPAR0039519.

Paratypes. None.

Etymology. The species name is a patronym for Grace Wood, renowned entomologist.

***Therophilus maetoi* Sharkey, sp. nov.**

<http://zoobank.org/375C801E-E40C-407F-84C4-61A0FBDC3702>

Figure 22

Diagnostics. BOLD:AAU5369. Consensus barcode. ATTTTATATTTTATTTTGG-
 GAATTTGATCAGGAATTTAGGATTATCAATAAGTTTATTAGTTTCGAATG-
 GAATTAAGAATTRGTGGTAATTTTATTGGKAATGATCAAATTTATAATAG-
 TATTGTAACCTGCACATGCATTTATTATAATTTTTTTTATAGTTATGC-
 CAATYATAATTGGAGGRTTTGGTAATTTGGTTAGTACCTTTAATATTAG-
 GAGGTCCTGATATAGCTTCCCTCGAATAAATAATATAAGGTTTTGAT-
 TATTAATYCCTTTATTAATATTATTAATTTTRAGATCATTAATTAATATTG-
 GAGTTGGWACWGGTTGAACAGTATAYCCRCRTTATCWTAAATATAA-
 GACATAGGGGTATATCTGTTGATTTTRGCTATTTTTTCTTTACATATT-
 GCTGGTATTTTATCTATTATAGGGGCAATAAAATTTTATTACAATTTT-
 TAAATATATGAATTTAATATTAAAATTTGATAAAATRCCTTTATTAGTTT-
 GATCAATTTAATTTACTGCAATTTTATTATTATTATCATTACCTGTTT-
 TAGCTGGAGCTATTACTATATTATTAACAGATCGAAATTTAAATACAA-
 GATTTTTTGGATCCTTCAGGAGGTGGTGATCCAATTTTATATCAACATT-
 TATTT.

Holotype ♀. Heredia, 6 km ENE Vara Blanca, 10.183, -84.12, 2000 meters, 21/ii/2002, Malaise trap. Depository: CNC.

Host data. None.

Holotype voucher code. H1168.




Figure 22. *Therophilus maetoi*, holotype.

Paratypes. H1148, H1150, H1168.

Etymology. The species is named in honor of Kaoru Maetô, renowned Japanese braconidologist.

***Therophilus montywoodi* Sharkey, sp. nov.**

<http://zoobank.org/CF7708A9-E549-4440-9FDA-4795CD35EA49>

Figure 23

Diagnostics. BOLD:ADD0519. Consensus barcode. AATTTTATATTT-TATTTTTGGGGTTTGATCAGGAATTGTAGGTTTATCAATAAGAT-TATTAATTCGAATGGAATTAAGAATTGGTGGTAATTTTATTGG-TAATGATCAAATTTATAATAGAATTGTTACAGCTCATGCATTTG-TAATAATTTTTTTTATAGTTATACCAATTATGATTGGGGGTTTTG-GAAATTGATTAGTTCCTTTAATATTGGGGGGYCCAGATATAGCTTTC-




Figure 23. *Therophilus montywoodi*, holotype.

CCTCGAATAAATAATATAAGATTCTGGTTATTAATTCCTTCATTAATAT-TATTAATTTTAAGTTCATTAGTTAATATTGGAGTTGGAACAGGGTGAA-CAGTTTATCCTCCTTTATCTTTAAATATAAGTCATAGAGGTATATCG-GTTGATTTAGCTATTTTTCTTTACATATTGCAGGGGTTTCATCAAT-TATAGGGGCTATAAAATTTTATTACTACAATTTTAAATATATGAATTAT-GAATATTTAAATTGATAAAATACCTTTATTAGTGTGATCAATTTTAAAT-TACAGCAATTTTATTATTATTATCATTACCAGTGTTAGCAGGGGCAAT-TACAATATTATTAACAGATCGTAATTTGAATACAAGATTTTTTGATC-CTTCTGGTGGGGGGGATCCAATTTTATATCAACATTTATTT.

Holotype ♀. Alajuela, Sector San Cristobal, Finca San Gabriel, 10.87766, -85.39343, 645 meters, caterpillar collection date: 31/vii/2009, wasp eclosion date: 26/viii/2009. Depository: CNC.

Host data. Parasitoid of *Strepsicrates* Brown25 (Tortricidae) feeding on *Psidium guajava* (introduced) (Myrtaceae).

Caterpillar and holotype voucher codes. 09-SRNP-4023, DHJPAR0040068.

Paratypes. Host = *Strepsicrates* Brown25: DHJPAR0038338. Depository: CNC.

Etymology. The specific epithet is a patronym for Monty Wood (RIP), renowned tachinidologist.

***Zacremnops* Sharkey & Wharton, 1985**

Members are widespread in the neotropics. Sharkey (1990) revised the species, and one new species is reported here. There are no previously reported hosts, but here we document four species of *Zacremnops* on crambid caterpillars (Crambidae).

***Zacremnops brianbrowni* Sharkey, sp. nov.**

<http://zoobank.org/89E3C0E2-C499-4613-92B8-174FADC853AD>

Figure 24

Diagnosis. The COI barcode has only 293 bases and therefore was not given a BIN. This species can be distinguished from all other species of *Zacremnops* by red coloration restricted to the metapleuron (i.e., not on the propodeum) in combination with the melanic hind tarsus.



Figure 24. *Zacremnops brianbrowni*, holotype.

Holotype ♂. Alajuela, Sector Rincon Rain Forest, Sendero Juntas, 10.90661, -85.28784, 400 meters, caterpillar collection date: 11/viii/2010, wasp eclosion date: 3/ix/2010. Depository: CNC.

Host data. Parasitoid of *Microthyris prolongalis* (Crambidae) feeding on *Ipomoea batatas* (Convolvulaceae).

Caterpillar and holotype voucher codes. 10-SRNP-42859, DHJPAR0041189.

Paratypes. None.

Etymology. The species is named in honor of Brian Brown, eminent dipterist (phoridologist).

Zacremnops coatlicue Sharkey, 1990

Figure 25

Diagnostics. No barcode available. This species can be distinguished from all other species of *Zacremnops* by restriction of the red coloration to the metapleuron and propodeum, in combination with the melanic hind tarsus

Host data. All parasitoids of *Syllepte belialis* (Crambidae).



Figure 25. *Zacremnops coatlicue*.

Material examined. Several dozen specimens reared from caterpillars collected in lowland Pacific forest, e.g., Guanacaste, Sector Santa Rosa, Sendero Natural, 10.836, -85.613, 290 meters, caterpillar collection date: 11/vi/2001, wasp eclosion date: 11/iv/2002, DHJPAR0015422.

***Zacremnops cressoni* (Cameron, 1887)**

Figure 26

Diagnosis. BOLD: AAV3186. *Z. cressoni* is the only known species of *Zacremnops* that has yellow hind tarsi. What appears to be this species is widespread from southern USA to northern Colombia and Venezuela, including the Caribbean.




Figure 26. *Zacremnops cressoni*.

Host data. The sole reared specimen parasitized *Microthyris prolongalis* (Crambidae) feeding on *Ipomoea batatas* (Convolvulaceae).

Material examined. Alajuela, Sector Rincon Rain Forest, Palomo, 10.96187, -85.28045, 96 meters, caterpillar collection date: 03/vi/2009, wasp eclosion date: 20/vi/2009, 09-SRNP-67297, DHJPAR0035228.

***Zacremnops ekchuah* Sharkey, 1990**

Figure 27

Diagnosis. There are no COI barcodes available for any of the six reared specimens; however, *Z. ekchuah* is the only species of *Zacremnops* that is entirely black. What appears to be this species is widespread in Mexico with southern records in Costa Rican Caribbean mid-elevation rain forest.

Host data. Specimens were reared from spilomeline cambids, i.e., *Microthyris prolongalis*, *Microthyris prolongalis*DHJ02, *Pantographa suffusalis*, and *Syllepte amando*DHJ02 (Crambidae).

Material examined. DHJPAR0057410, DHJPAR0052687, DHJPAR0015404, DHJPAR0015405, DHJPAR0015403, and DHJPAR0021168.




Figure 27. *Zacremnops ekchuah*.

***Zamicrodus* Viereck, 1912**

Members of this genus are distributed widely across the neotropics. The two described species are from South America. The first host record (Hesperiidae) for the genus is reported here. The genus has not been revised, though there are likely to be fewer than ten species.

***Zamicrodus josefernandezi* Sharkey, sp. nov.**

<http://zoobank.org/CD23D014-93CD-4BE2-8B71-9CBFF260713C>

Figure 28

Diagnostics. BOLD:ACC5208. Consensus barcode. AATTTTATATTT-TATTTTTGGTGTTTGATCAGGAATTTTAGGTTTATCTATAAGAATAAT-TATTCGAATAGAATTAAGAATTACAAGTAATTTTATTGGAAATGATCAAATTTATAATTCTATTGTCCCTGCTCATGCTTTTATTATAATTTTTTT-TATAGTAATACCTATTATAATTGGTGATTGGAAATTGATTAGTACCAT-TAATATTAGGAGGACCTGATATAGCTTTTCCTCGAATAAATAATATAA-GATTTTGATTATTAATTCCTTCATTATTATTATTAATTATAAGATCTATT-



Figure 28. *Zamicrodus josefernandezi*, holotype.

ATTAATATTGGAGTAGGACTGGATGAACAGTTTATCCTCCTTTATCAT-TAAATTTAAGTCATAGAGGTATTTTCAGTAGATTTAGCTATTTTTTCTT-TACATATTGCAGGAATTTCTTCTATTATAGGAGCTATAAATTTTATTA-CAACAATTTTAAATATATGAATTATTAATATTTAAATTTGATAAAATACC-CTTATTAGTTTGATCAATTTTTATTACAGCAATTTTATTATTATTATCAT-TACCAGTTTTAGCTGGAGCTATTACTATATTATTACTGATCGAAATT-TAAATACAAGATTTTTTTGATCCTTCTGGAGGAGGAGACCCCAATTTA-TATCAACATTTATTT. The two described species differ from *Z. josefernandezi* in that their mesosomata are partly to completely pale yellow-orange, whereas that of *Z. josefernandezi* is completely black.

Holotype ♀. Guanacaste, Sector Pitilla, Medrano, 11.01602, -85.38053, 380 meters, caterpillar collection date: 9/ii/2012, wasp eclosion date: 8/iii/2012. Depository: CNC.

Host data. Parasitoid of *Quasimellana sethos* (Hesperiidae) feeding on *Rhipidocladum racemiflorum* (Poaceae).

Caterpillar and holotype voucher codes. 12-SRNP-70305, DHJPAR0048733. 09-SRNP-4023, DHJPAR0048733.

Paratypes. Host, *Quasimellana sethos*: DHJPAR0057459, DHJPAR0048728.

Etymology. The specific epithet is a patronym for José Fernandez-Triana, renowned Cuban-Canadian braconidologist.

Zelomorpha Ashmead, 1900

The Costa Rican species of *Zelomorpha* were revised by Meierotto et al. (2019a) employing barcodes as diagnostic characters. The sole gregarious species of Agathidinae, *Zelomorpha gregaria* (Sarmiento & Sharkey, 2004) (originally named *Coccygidium gregarium*), was inadvertently omitted from that publication. The inclusion of *Z. sarahmeierottoae* brings the total number of Costa Rican species to 17. Hosts include caterpillars in the following families: Erebidae, Euteliidae, Geometridae, Nolidae, Notodontidae, and Noctuidae.

Zelomorpha sarahmeierottoae Sharkey, sp. nov.

<http://zoobank.org/46CCD21B-9315-441A-9091-CA75C41AB768>

Figure 29

Diagnostics. BOLD:ACG5511. Consensus barcode. TGTTTTATATTTTT-TATTTGGTATATGAAGGGGAATTTTAGGATTAAGATTGAGTTTATTG-GTTCGATTTGAATTAGGATTAAGAGGAAATTTAATTGGAAGTGAT-CAAATTTATAATAGGATAGTACTTATCATGCATTAATTATGATTTTTTT-TATAGTTATACCTATTATGATTGGAGGATTTGGTAATTGGTTG-GTTCCTTTATTGTTAGGAAGACCTGATATAGCTTTCCCTC-GAATAAATAATATAAGATTTTGATTATTATTACCTTCATTAATATTAT-



Figure 29. *Zelomorpha sarahmeierottoae*, holotype.

TAATTTTAAGTTCTTTTGTTAATATTGGAGCAGGTACAGGTTGGAC-
TATTTATCCTCCATTATCATTAATTTTAGACATAGGGGTATGTCGGTT-
GATTTAATAAATTTTGCTTTGCATATTGCTGGTGTTCATCAATTATAG-
GTGCAATTAATTTTATTACTACTATTTTAAATATATGAATAATAAATAT-
TAATATAGATAAAAATATCTTTATTTGTTTGATCTATTTTATTAACAGC-
TATTTTATTATATTATCTTTGCCAGTTTAGCTGGAGCTATTACTATAT-
TATTAAGAGATCGAAATTTAAATCAAGATTTTTTGATCCTACTGGGG-
GAGGGGATCCTATTTTATATCAACATTTATTT.

Holotype ♀. Guanacaste, Sector Santa Rosa, Bosque San Emilio, 10.8438, -85.6138, Malaise trap, 04/vii/2012. Depository: CNC.

Host data. None.

Holotype voucher code. BIOUG05883-E01.

Paratypes. None.

Etymology. The species is named in honor of Sarah Meierotto, former graduate student of MJS.

Chapter 3: Braconinae

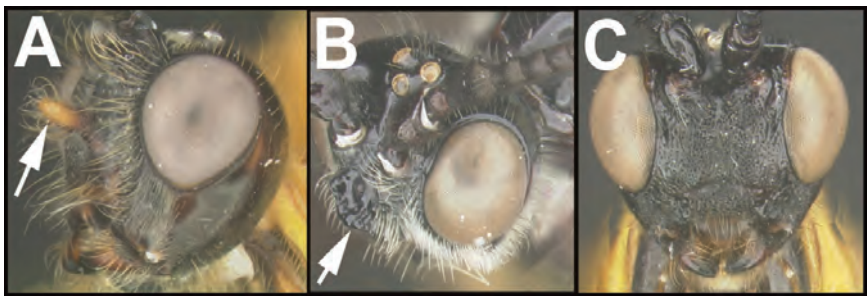
Braconines are primarily idiobiont parasitoids of Coleoptera and Lepidoptera, but many other insect orders have been used. Below we treat only Costa Rican species. The ten reared species described below are all gregarious parasitoids of caterpillars. Hosts of the Malaise-trapped species could be larval Lepidoptera or the larvae of a number of other insect orders, the most likely being Coleoptera. The key by Quicke (1997) is

somewhat dated, and a new key to the New World genera of Braconinae is presented below (constructed by Sharkey, Quicke, and van Achterberg). For the Braconinae NJ tree, see Suppl. material 2.

Key to the New World genera of Braconinae

The shape of the antennal scape is important for identification of genera. For determination of the relative lengths of the dorsal and ventral sides of the scape, as in couplets 3–5, 11, 12, and 16, the antennae should be positioned as those of couplet 3, i.e., horizontally.

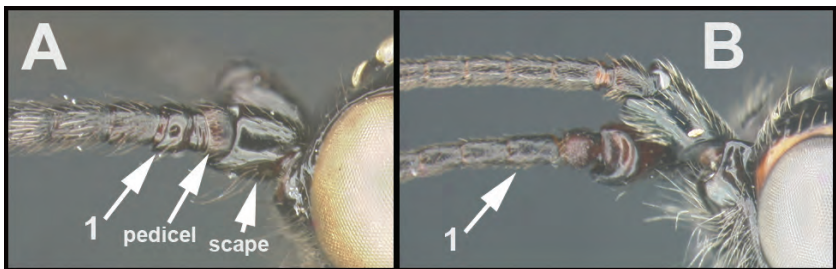
- 1 A. Face with a median projection that is approximately round in cross section; Neotropical, rare..... *Lasiophorus*
- B. Face with large, horizontal, dorsally concave plate-like projection; Neotropical, rare 2
- C. Face without a projection; widespread, common..... 3




- 2(1) A. First flagellomere with thorn-like projection..... *Cervellus*
- B. First flagellomere simple or occasionally slightly flared apically... *Palabracon*




- 3(1) A. Basal flagellomere (1) expanded ventrally 4
- B. Basal flagellomere (1) simple, not expanded ventrally 5




- 4 (3) A. Scape shorter ventrally than dorsally (antenna directed anteriorly); flagellum uniformly dark, without white or cream-colored band at midlength; widespread..... *Coeloides*
- B. Scape longer ventrally than dorsally (antenna directed anteriorly); flagellum with white or cream-colored band at midlength; Neotropical*Megacoeloides*



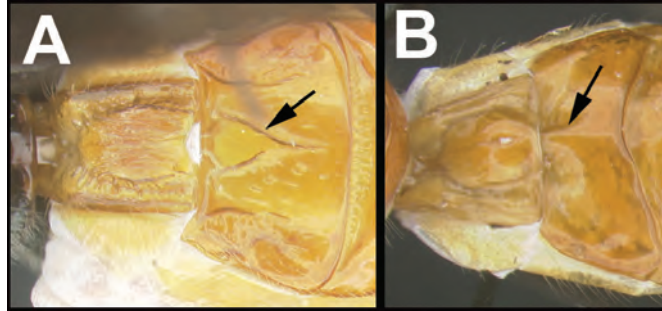
- 5(3) A. Scape with false sub-apical margin, well-separated from the real margin, and scape basally abruptly and concavely narrowing **6**
- B. Scape without false sub-apical margin, and scape basally gradually narrowing towards base..... **10**



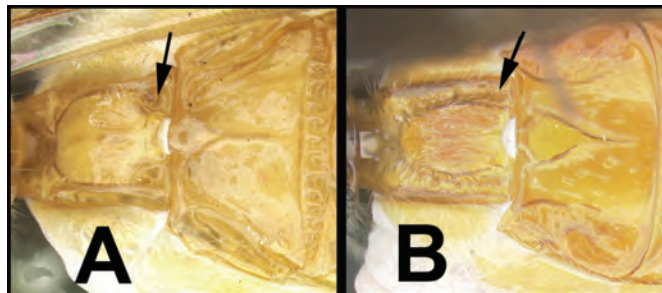
- 6(5) A. Antennal sockets greatly protruding in profile; scape as wide as long; temple wider than eye; Neotropical, rare..... *Calobracon*
- B. Antennal sockets slightly protruding in profile; scape longer than wide; temple shorter than eye..... **7**



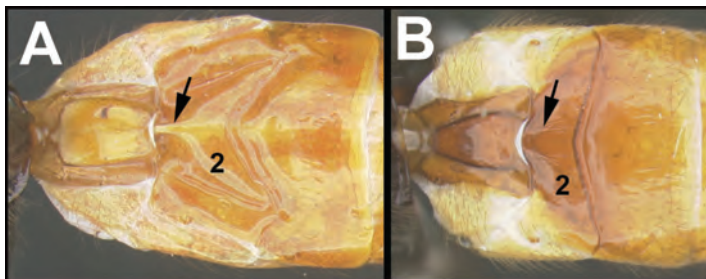
- 7(6) A. Tergum 2 with triangular or (rarely) quadrate raised area narrowed posteriorly; widespread..... **8**
- B Tergum 2 smooth and flat or with a smooth posteriorly widening “pinched-up” area; Neotropical **9**



- 8(7) A. Raised median area of tergum 1 with semi-circular emargination postero-laterally; Neotropical..... *Hemibracon*
- B. Raised median area of petiole without abrupt emargination postero-laterally; widespread..... *Atanycolus*

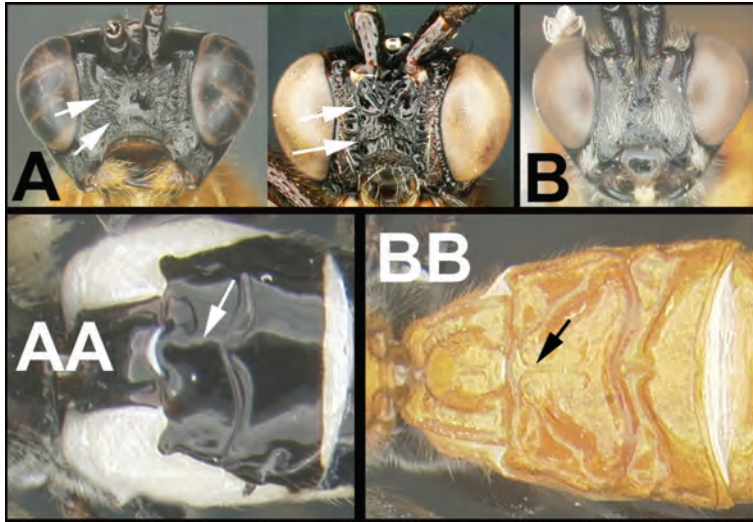


- 9(7) A. Metasomal tergum 2 strongly ‘pinched-up’ antero-medially... *Gracilibracon*
- B. Metasomal tergum 1 not or hardly ‘pinched-up’ antero-medially.....
..... *Cyclaulax* (in part)

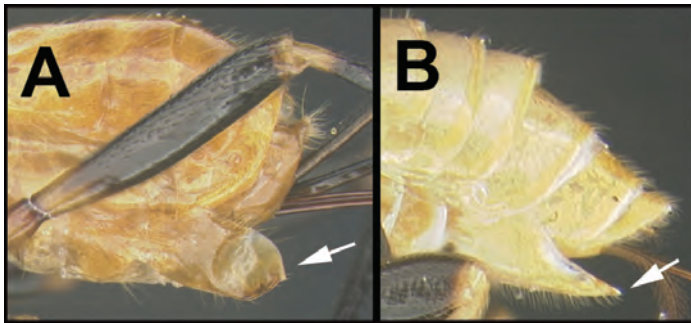


- 10(5) A. Middle part of face clearly demarked from lateral parts by a pair of sub-medial, longitudinal carinae or rugose grooves running ventrally from the antennal sockets. AA. Metasomal tergum 2 without medial, basal, posteriorly-narrowing triangular area. **11**


- B. Middle part of face not clearly demarked from lateral parts by longitudinal grooves or carinae. BB. Metasomal tergum 2 often with medial, basal, posteriorly-narrowing triangular area 16




- 11(10) A. Hypopygium truncated in lateral aspect *Compsobracon*
- B. Hypopygium acutely pointed in lateral aspect 12




- 12(11) A. Scape shorter ventrally (V) than dorsally (D) (antenna directed anteriorly)..... 13
- B. Scape longer ventrally (V) than dorsally (D) (antenna directed anteriorly) 14



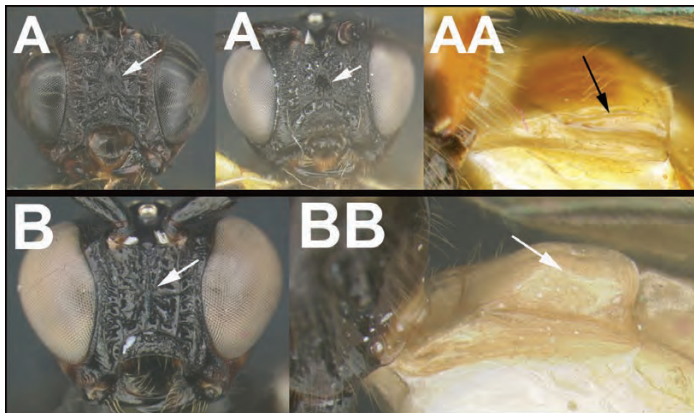
- 13(12) A. Propodeum simple, entirely smooth; second metasomal tergite flat or weakly pinched anteromedially *Compsobraconoides*
 – B. Propodeum with a distinct longitudinal carina posteromedially; second metasomal tergite more pinched-up medio-anteriorly *Gozmanycomp*




- 14(12) A. Length of tergum 2 more than 1/2 as long as tergum 3 15
 – B. Length of tergum 2 less than 1/2 length of tergum 3 ... *Cyclaulax* (in part)



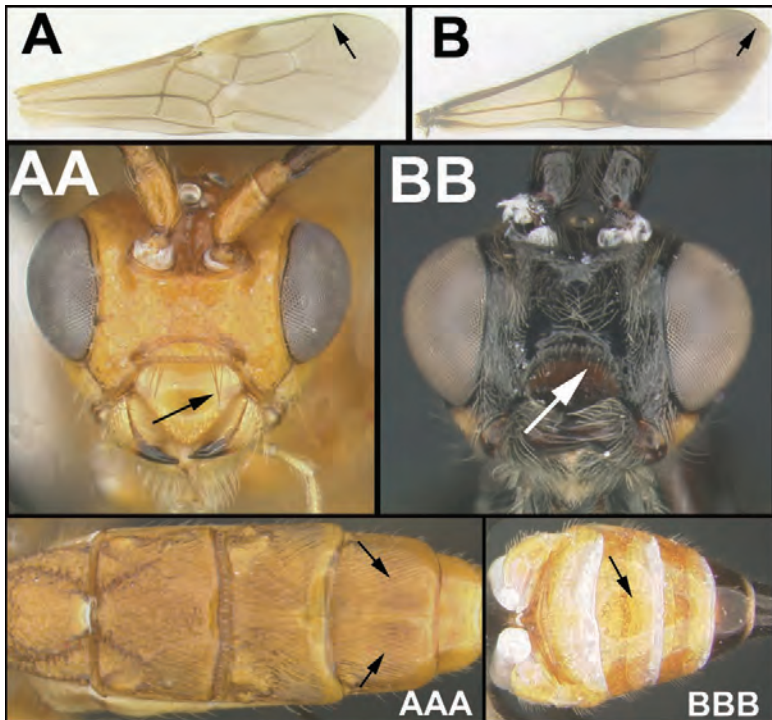
- 15(14) A. Face rugose with a lot of granulate sculpture, often with a raised granulate area medially. AA. Raised median area of petiole rather square in cross-section, lateral margin more or less carinate posteriorly *Cyclaulacidea*
 – B. Face coarsely carinate-rugose medially with little or no granulate sculpture and without a raised granulate area medially. BB. Raised median area of petiole more rounded in cross-section *Sacirema*



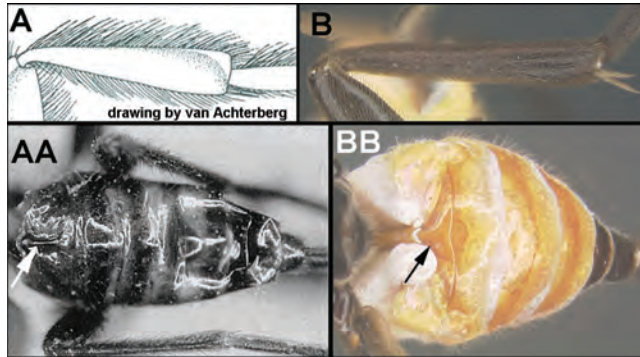
- 16(10) A. Scape not, or only weakly, emarginate apicolaterally; scape shorter ventrally than dorsally (antenna directed anteriorly)..... 17
- B. Scape apicolaterally emarginate; scape longer ventrally than dorsally (antenna directed anteriorly)..... 24



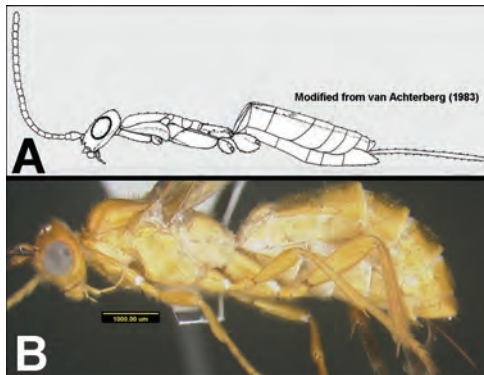
- 17(16) A. Marginal cell of forewing short, vein 3RS reaching wing margin at most $0.7 \times$ distance between apex of stigma and wing tip. AA. Clypeus with pair of long setae arranged in a cluster and often touching apically and/or AAA. Metasomal tergum 4 with characteristic pattern of fine striae that curve away from the midline; widespread..... *Vipio*
- B. Marginal cell of forewing usually longer, vein 3RS reaching wing margin at least $0.8 \times$ distance between apex of stigma and wing tip; if shorter, then BB. Clypeus without pair of long setae arranged in two clusters (clypeal guard setae evenly spaced and not touching apically. BBB. Metasomal tergum 4 without fine striae that curve away from the midline 18



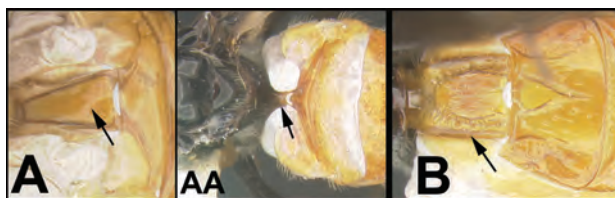
- 18(17) A. Hind tibia strongly compressed laterally, very broad in lateral aspect, with conspicuously long setae. AA. Metasomal tergum 2 with a mid-longitudinal ridge; Neotropical..... *Myosomatoides*
- B. Hind tibia usually not strongly compressed laterally, usually without conspicuously long marginal setae. BB. If rather strongly compressed with long marginal setae (most *Myosoma* species) then metasomal tergum 2 lacking mid-longitudinal ridge..... **19**



- 19(18) A. Body very strongly depressed dorso-ventrally, mesosoma more than $2.8 \times$ longer than maximally high; Nearctic, rare *Chartobracon*
- B. Body not or only moderately depressed dorso-ventrally, mesosoma less than $2.3 \times$ longer than maximally high **20**



- 20(19) A. Median tergite of petiole very long and narrow, more than $2.0 \times$ longer than maximum width. AA. First tergum usually (in dead specimens) almost vertical and abutting propodeum, and therefore difficult to see..... **21**
- B. Petiole with median tergite not especially elongate, less than $2.0 \times$ longer than maximum width, and first tergum more or less horizontal **22**



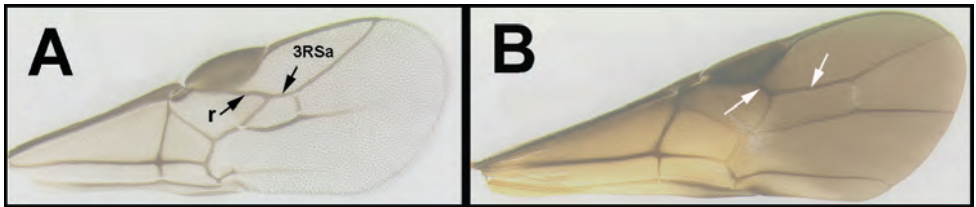
- 21(20) A. Hind femur and tibia with short setae typical of Braconinae; introduced to Florida and a number of Neotropical countries.....*Amyosoma*
- B. Hind femur and hind tibia with long black setae; widespread....*Myosoma*




- 22(20) A. Propodeum and metanotum both with a complete lamelliform mid-longitudinal carina. AA. Sternaulus deep and crenulate; Nearctic, rare... *Lapicida*
- B. Propodeum and metanotum both simple, or at most propodeum with a short mid-longitudinal carina posteriorly and/or with metanotum forming a short carina mid-anteriorly. BB. Sternaulus not depressed or if weakly depressed then not crenulate; widespread, common.....23




- 23(22) A. Fore wing 3RSa less than $1.5 \times$ length of r (usually less than $1.2 \times$); Antenna usually with fewer than 25 flagellomeres; widespread, common ...*Habrobracon*
- B. Fore wing 3RSa more than $1.6 \times$ length of r (usually more than $1.8 \times$); antenna often with more than 25 flagellomeres; widespread, common*Bracon*



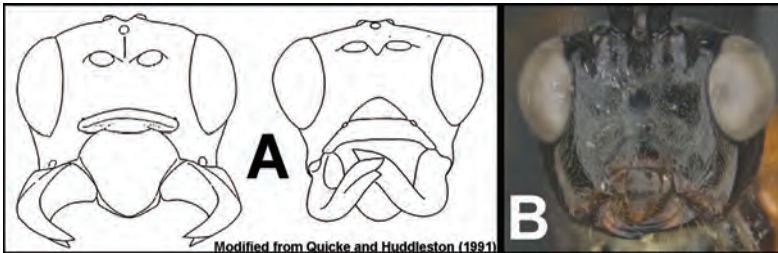
- 24(16) Propodeum coarsely sculptured. A. Forewing marginal cell short, vein 3RS reaching wing margin less than $0.8 \times$ distance between apex of stigma and wing tip *Vipiomorpha*
- Propodeum smooth and shiny, at most with weak punctures at bases of setae. B. Forewing marginal cell long; vein 3RS reaching wing margin more than $0.8 \times$ distance between apex of stigma and wing tip; forewing RS+M variable, but often distinctly curved or angled posteriorly shortly after arising from 1M25




- 25(24) A. Ventral border of clypeus slightly concave in frontal aspect; flagellum with fewer than 50 flagellomeres..... *Alienoclypeus*
 – B. Ventral border of clypeus slightly convex in frontal aspect; flagellum usually with more than 60 flagellomeres..... 26



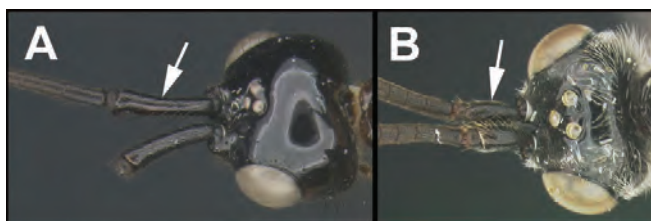
- 26(25) A. Mandibles massive; Neotropical, rare *Gnathobracon*
 – B. Mandibles of normal size; widespread, common..... 27



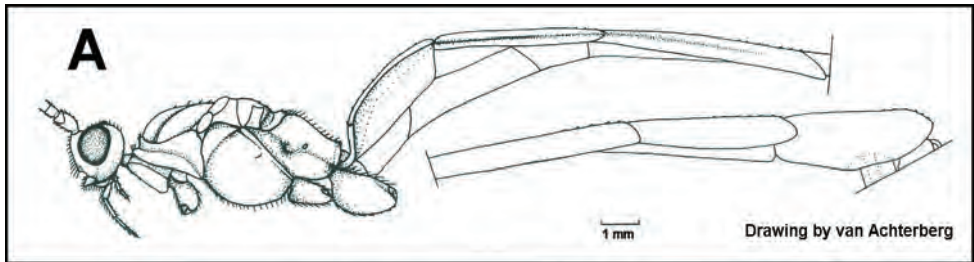
- 27(26) A. With three very long pseudo-ovipositors (more than 5 × longer than body) extending from anal region [true ovipositor (indicated by arrow) much shorter]; Neotropical, very rare *Pheloura*
 – B. Without pseudo-ovipositors 28



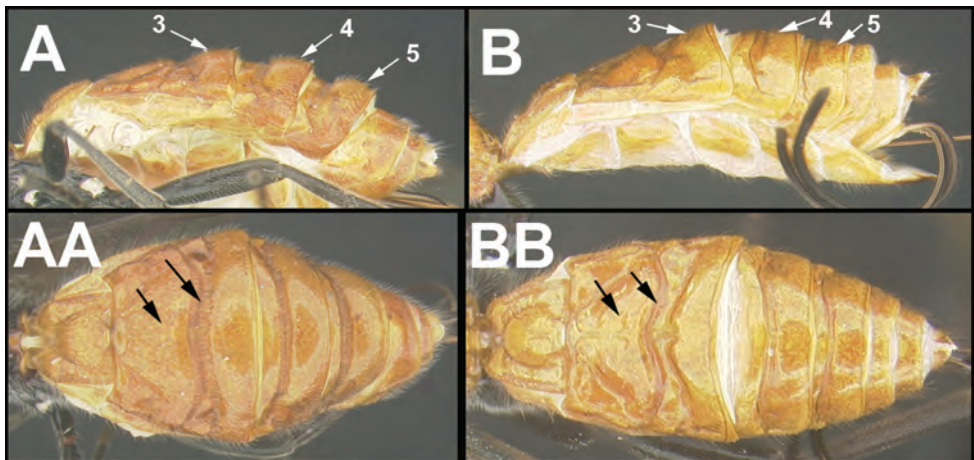
- 28(27) A. Scape very long, more than 2.5 × longer than mid-width; Neotropical, rare *Megabracon*
 – B. Scape much shorter, less than 2.0 × longer than mid-width..... 29



- 29(28) A. Metasomal terga 2–5 very long and slender, tergum 3 more than 2 × longer than maximum width; posterior margins of terga 3–5 strongly emarginate and membranous medially, with extremely long internal apodemes; a long, slender wasp; Neotropical, rare *Leptobracon*
- B. Metasomal terga 2–5 not as long and slender, tergum 3 less than 2 × longer than maximum width; posterior margins of terga 3–5 at most weakly emarginate and never with a distinct membranous median zone, and with internal apodemes never more than 2 × longer than medially wide; never as long and slender; widespread, common. **30**



- 30(29) A. Posterior halves of metasomal terga 3–5 thickly sclerotized and convex in lateral aspect. AA. Metasomal terga coarsely sculptured in most species; widespread, common. *Digonogastra*
- B. Posterior halves of metasomal terga 3–5 less thickly sclerotized and straighter in lateral aspect. BB. Metasomal terga mostly smooth; widespread, common. *Cyanopterus*



***Bracon* Fabricius, 1804**

Bracon is an enormous, polyphyletic, cosmopolitan genus with thousands of undescribed species. They are idiobiont ectoparasitoids, attacking hosts in many insect orders, but primarily Coleoptera and Lepidoptera.



Figure 30. *Bracon alejandromarini*, holotype.

***Bracon alejandromarini* Sharkey, sp. nov.**

<http://zoobank.org/2E3D9EDE-8B44-4D31-9A86-C0BA04121FD1>

Figure 30

Diagnostics. BOLD:ADH4980. Consensus barcode. GGAGTTTTATATTTTT-TATTCGGTATATGAGCTGGTATAATTGGTTTATCTATAAGTTTAAAT-TATTCGTTTAGAATTAGGTAYACCAGGAAGTATACTAGGGAATGAC-CAAATTTATAATAGAATAGTGACTGCTCATGCATTTATTATAATTTTTTT-TATAGTTTATAACCAATTATAATTGGTGGATTTGGAAATTGAT-TAATTCCTTTAATATTAGGAGCTCCTGATATAGCTTCCCTCGTT-TAAATAATATAAGGTTTTGGTTATTAATTCCTTCATTAACCTTATTAT-TATTAAGAAGAATTTTAAATATTGGTGTAGGAACAGGATGAACTATA-TATCCTCCTTTATCTTCAAGTTTAGGCCATAGAGGTATATCAGTT-GATTTGGCAATTTTTCTTTACATTTAGCTGGGGCATCTTCAAT-TATAGGGGCAATAAATTTTATTACTACTATTTTAAATATACATT-TAATAATAATAAATTAGATCAATTAACCTTATTAATTTGATCTATTTTTAT-CACAACATTTTTATTATTATTATCTTTACCAGTATTAGCAGGGGCAAT-TACTATATTATTGACAGAT.

Holotype ♀. Guanacaste, Sector Cacao, Derrumbe, 10.9292, -85.4643, 1220 meters, Malaise trap, 12/iii/2015. Depository: CNC.

Host data. None.

Holotype voucher code. BIOUG32921-A02.

Paratype. BIOUG32997-A06. Depository: CNC.

Etymology. *Bracon alejandromarini* is named to honor Alejandro Marin for his efforts to shadow his father, Sigifredo Marin, as an apprentice to the overall managerial aspects of the projects of the Guanacaste Dry Forest Conservation Fund in support of Área de Conservación Guanacaste, and for his enthusiastic willingness to apply his professional medical knowledge to GDFCF staff in Costa Rica.

***Bracon alejandromasisi* Sharkey, sp. nov.**

<http://zoobank.org/CAEAE94C-EA10-41CC-8947-D3F722B6FF12>

Figures 31, 32

Diagnostics. BOLD:AAA5367. Consensus barcode. TGTATTATATTTTTTATTTG-GAATATGAGCYGGAATAATTGGTTTATCAATAAGTTTAATTATTTCGTTTA-



Figure 31. *Bracon alejandromasisi*, holotype.



Figure 32. *Bracon alejandromasisi* 09-SRNP-20369, dark brown cocoons filling the ultimate instar caterpillar nest of *Consul fabius* (Nymphalidae), with black exit holes cut by the adult wasps.

GAATTAGGRATACCAGGTAGT'TTAYTAGGTAATGATCAAATTTATAATAG-TATAGTTACAGCKCATGCTTTTATTATAATTTTTTTTATAGTTATACCAG-TAATATTAGGAGGWTTTGGTAATTGATTAGTTCCTTTAATATTAGGT-GCTCCTGATATAGCTTTYCCTCGAATAAATAATAAGATTTTGATTAT-TAATTCCTTCATTAATTTTATTATTATTAAGAAGAATTTTAAATGTTGGTG-TAGGRACAGGCTGAAC TATTATCCTCCTTTATCTTCTATAATAGGTCAT-AGAGGWATATCTGTRGATTTATCTATTTTYTCTTTACATTTAGCTGG-TATTTCTTCTATTATAGGATCGATTAATTTTATTACAACAATTTTAAATAT-ACATTTATTAATATTA AAAATTAGATCAATTA ACTTTATTTATTTGAT-CAATTTTATTACA ACTATTTTATTATTATTATCTTTACCTGTATTAGCAG-GAGCTATTACTATAYTATTA ACTGATCGAAATTTWAATACTTCATTTTTT-GATTTTTCTGGAGGTGGGGATCCAATTYTATTTCAACATTTATTT. *Bracon alejandromasisi* and *B. tihisiaboshartae* occupy the same BIN and have the same consensus barcode. *Bracon tihisiaboshartae* can be differentiated from *B. alejandromasisi* by the color of the metasomal terga: entirely yellow in *B. tihisiaboshartae* and partly black in *B. alejandromasisi*

Holotype ♀. Guanacaste, Sector Cacao, Sendero Nayo, 10.92446, -85.46953, 1090 meters, caterpillar collection date: 22/x/2013, wasp eclosion date: 09/xi/2013, number eclosed 17. Depository: CNC.

Host data. Gregarious parasitoid of *Consul electra* (Nymphalidae) feeding on leaves of *Piper psilorrhachis* (Piperaceae).

Caterpillar and holotype voucher codes. 13-SRNP-36214, DHJPAR0054650.

Note. *Bracon alejandromasisi* and *Bracon tihisiaboshartae* occupy the same BIN but are clearly two species, see comments for *B. tihisiaboshartae*.

Paratypes. Hosts = *Consul electra* and *Consul cecrops* (Nymphalidae) feeding on four species of *Piper* (Piperaceae). 14 specimens, same data as holotype and DHJ-PAR0029029, DHJPAR0029036, DHJPAR0029031, DHJPAR0034263. Depository: CNC.

Etymology. *Bracon alejandromasisi* is named in honor of Alejandro Masis' persistent high-quality biopoliticking on behalf of ACG in San José, Costa Rica, and especially in Guanacaste Province.

***Bracon alexamasisae* Sharkey, sp. nov.**

<http://zoobank.org/D44BA857-47DF-49AF-85C1-1FB7CFBF4864>

Figure 33

Diagnostics. BOLD:ADF2876. Consensus barcode. GTTTTATATTTTT-TATTTGGTATATGATCTGGAATATTAGGTTTATCAATAAGGTTAAT-TATTCGTTTAGAATTAGGTATAACCAGGGAGATTATTGGGTAATGAT-



Figure 33. *Bracon alexamasisae*, holotype.

CAAATTTATAATAGTATAGTTACTGCTCATGCTTTTGTAAATAATTTTTTTT-
 TATGGTTATAACCTGTAATAATTGGAGGTTTTGGAAATTGATTATT-
 GCCTTTAATATTAGGAGCTCCAGATATAGCTTCCCTCGTCT-
 TAATAATATAAGATTTTTGGTTATTAATTCCTTCTTTATTTTTATTACT-
 TATAAGAAGAGTTTTAAATGTTGGTGTAGGTACAGGTTGAACAGTT-
 TATCCACCTTTATCTTCTTCTATGGGTCATAGAGGTTTATCTGTTGATT-
 TAGCTATTTTTTCTTTACATATTGCTGGTATTTCTTCTATTTTTGGGT-
 GCTATTAATTTTTATTACAACCTATTTTAAATATAACATTTGTATACTT-
 TAAAATTAGATCAGATAACTTTATTAATTTGATCAGTTTTTATTACAG-
 TAATTTTTATTATTATCTTTACCAGTTTTAGCTGGTGCTATTACTA-
 TATTGTTAACTGAT.

Holotype ♀. Guanacaste, Sector Cacao, Derrumbe, 10.9292, -85.4643, 1220 meters, Malaise trap, 6/xi/2014. Depository: CNC.

Host data. None.

Holotype voucher code. BIOUG31518-E04.

Paratypes. None.

Etymology. *Bracon alexamasisae* is named to honor Alexa Masis for her cheerful participation in the lives and dedication of the Masis + Boshart family as it has carried out a vital role in the growth and management of the Guanacaste Dry Forest Conservation Fund and Área de Conservación Guanacaste.

***Bracon andresmarini* Sharkey, sp. nov.**

<http://zoobank.org/32140FD0-D0EA-4D30-9ACF-CAE7BF00DAEF>

Figure 34

Diagnosics. BOLD:ADD6766. Consensus barcode. ATATTATATTTTTTATTTG-
 GATTATGAGCTGGTATATTAGGATTATCTATAAGTTTAATTATTCGTT-
 TAGAATTAGGTATACCTGGTAGATTATTAGGTAATGATCAAATTTATAATA-
 GAATAGTTACTGCCCATGCTTTTGTAAATAATTTTTTTTATAGTTATAC-
 CAGTAATATTAGGAGGATTTGGAAATTGATTAATTCCTGTTAATATTAG-
 GTGCACCAGATATAGCTTCCCTCGTTTAAATAATATAAGATTTTGAT-
 TATTAATTCCTTCATTAATTTATTAATATTAAGAAGAATTTTAAATATTG-
 GAGTAGGCACAGGATGAACTATATATCCTCCTTTATCATCAAATTTAG-
 GCCACAGAGGTATATCTGTTGATTTAGCAATTTTTTCTTTACATTTAGC-
 CGGAGTATCCTCAATTATAGGCTCAATAAATTTTATTACAACCTATTT-
 TAAATATAACATTTAGTTATAATAAAATTAGATCAACTAACTTTATTAATTT-
 GATCAATTTTTATTACAACCTATTTATTATTATTATCTTTACCTGTTT-
 TAGCAGGA.

Holotype ♀. Guanacaste, Sector Pailas Dos, PL12-2, 10.7634, -85.335, 824 meters, Malaise trap, 23/i/2014. Depository: CNC.

Host data. None.

Holotype voucher code. BIOUG30922-D05.

Paratypes. None.




Figure 34. *Bracon andresmarini*, holotype.

Etymology. *Bracon andresmarini* is named to honor Andres Marin for his cheerful participation in the lives and business future of the Marin and Romero families as they have carried out its vital role in the growth and management of the Guanacaste Dry Forest Conservation Fund and Área de Conservación Guanacaste.

***Bracon andrewwalshi* Sharkey, sp. nov.**

<http://zoobank.org/F951F0BF-BBEB-4DE6-ADFE-414381A22F81>

Figure 35

Diagnostics. BOLD: AAY4684. Consensus barcode. AGTTTTATATTTTTTATTTGGTATATGAGCTGGTATAGTAGGTTTATCAATAAGATTAATTATTCGTTTAGAATTAGGTATACCTGGAAGTTTATTAGGTAATGACCAAATTTATAATAGAATAGTTACAGCTCATGCTTTTGTAATAATTTTTTTTATAGTYATACAGTTATATTAGGTGGATTTGGTAATTGATTAATCCCTTTAATATTAGGAGCCCCTGATATAGCTTCCCTCGAATAAATAATATAAGTTTTTGGTTGTTAATTCCTTCATTAATTTTATTATTATTAAGAAGAATTTTAAATGTGGGTGTAGGAACAGGATGA ACTATATA CCCACCTTTATCTTCAAGATTAGGGCATAGAGGTTTATCTGTTGATTTAGCTATTTTTTCTCTACATTTAGCAGGAGTTTCTTCAATTATAGGTTCAATAAATTTTATTA CAACTATTTTAAATATACATCTATTAATATTTAAATTAGATCAATTA ACTTATTAGTTTGATCAATTTTTATTACTACTATTTATTATTGTTATCAT TACCTGTTTTAGCAGGAGCTATCACTATATTATTA ACTGATCGTAAT



Figure 35. *Bracon andrewwalshi*, holotype.

TTAAATACTTCATTTTTTTGATTTTTTCAGGAGGTGGGGACCCAATTT-TATTCCAACATTTATTT.

Holotype ♀. Guanacaste, Sector Rincon Rain Forest, Zompopera, 10.8884, -85.259, 440 meters, caterpillar collection date: 19/iv/2018, wasp eclosion date: 2/v/2018. Depository: CNC.

Hostdata. *Pirascatyriotes* (Riodinidae) feeding on *Miconia argentea* (Melastomataceae).

Caterpillar and holotype voucher codes. 18-SRNP-40675, DHJPAR0062680.

Paratypes. None.

Etymology. *Bracon andrewwalshi* is named in honor of Andrew Walsh, son of Karen Sharkey.

***Bracon anniapicadoae* Sharkey, sp. nov.**

<http://zoobank.org/B27AE146-429C-468B-A384-0AE3F7C430AC>

Figure 36

Diagnostics. BOLD:ACL5572. Consensus barcode. AATTTTATATTTTTTATTTTG-GCATATGATCAGGTATAATTGGATTATCTATAAGTTTAAATTATTTCGATTA-



Figure 36. *Bracon anniapicadoae*, holotype.

GAATTAAGAATACCTGGTAGATTATTAGGTAATGATCAAATTTATAATAG-TATAGTAACAGCTCATGCTTTAATAATAATTTTTTTTATAGTTATAACCAAT-TATATTAGGAGGTTTTGGAAATTGATTAATTCCTTTAATATTAGGAGCCC-CTGATATAGCTTTCCCACGATTAATAATATAAGTTTTTGATTATTAATTC-CTTCTTTAATTTTATTATTATTAAGAAGAATTTTAAATGTAGGGGTAG-GAACAGGTTGAACTATATATCCACCTTTATCATCAAATATGGGACATA-GAGGTTTATCTGTTGATTTAGCTATTTTTTCTTTACATTTAGCAGG-TATTTCTTCCATTATAGGATCAATTAATTTTATTTCAACTATTTTAAATAT-ACATTTAAAAATATTTAAATTAGATCAATTAACATTATTAATTTGAT-CAATTTTTATTACAACATTTTATTATTATTATCATTACCTGTTTTAGCAG-GAGCAATTACTATATTTAACTGATCGAAATTTAAATACTTCTTTTTTTT-GATTTTTTCAGGAGGAGGAGACCCAATTTTATTCCAACATTTATTT.

Holotype ♀. Guanacaste, Sector Santa Rosa, Bosque San Emilio, 10.8438, -85.6138, 300 meters, Malaise trap, 3/ix/2012. Depository: CNC.

Host data. None,

Holotype voucher code. BIOUG08904-B08.

Paratypes. BIOUG09441-F08, BIOUG09739-C05, BIOUG28764-A07, BIOUG28769-G07, BIOUG29282-F10. Depository: CNC.

Etymology. *Bracon anniapicadoae* is named to honor Annia Picado for her years of dedicated fly and microlepidopteran processing for the development of the former INBio arthropod collection, now in the Museo Nacional de Costa Rica, and now her furthering the BioAlfa program to DNA barcode all of Costa Rican eukaryote biodiversity.

***Bracon anniemoriceae* Sharkey, sp. nov.**

<http://zoobank.org/896BF4D4-0B7A-404C-A043-E4CF45B5893F>

Figure 37

Diagnostics. BOLD:ADA8088. Consensus barcode. ATTTTATATTTTTTATTTG-GTATATGGGCTGGTATAGTTGGTTTATCTATAAGTTAATTATTCGTTA-




Figure 37. *Bracon anniemoriceae*, holotype.

GAATTGGGGATACCTGGTAGTTTATTAGGTAATGATCAAATTTATAATA-
 GAATAGTTACAGCTCATGCTTTTGTAAATAATTTTTTTTATAGTTATAC-
 CAGTTATATTAGGGGGRTTTGGTAATTGATTAATTCCTTTAATATT-
 AGGGTCGCCTGATATAGCATTTCCCTCGTTTAAATAATATAAGATTTTGR-
 TATTAGTTCCCTTCATTAATTTTATTATTATTAAGAAGAATTTTAAATG-
 TAGGAGTAGGAAGTGGGTGGACAATATATCCCCCTTTATCTTCAAGTT-
 TAGGTCATAGAGGYTTATCTGTTGATTTAGCTATTTTTTCTTTACATT-
 TAGCTGGGGTTTCTTCAATTATAGGTTCAATAAATTTTATTACTAC-
 TATTCTTAATATGCATTTATTAATATTAATAATTAGATCARTTGAGTTTAT-
 GATTTGATCAATTTTTTATTACTACTATTTTATTATTATTATCTTTACCT-
 GTTTTAGCAGGTGCTATTACTATATTAACAGATCGTAATTTAAATACT.

Holotype ♀. Guanacaste, Sector Pailas Dos, PL12-2, 10.7634, -85.335, 824 me-
 ters, Malaise trap, 13/ii/2014. Depository: CNC.

Host data. None.

Holotype voucher code. BIOUG28680-H11.

Paratypes. BIOUG28680-G08, BIOUG28770-H05. Depository: CNC.

Etymology. *Bracon anniemoriceae* is named to honor Annie Morice for her many
 years of cheerful office administration on behalf of Área de Conservación Guanacaste.

***Bracon barryhammeli* Sharkey, sp. nov.**

<http://zoobank.org/68D6A304-BB3D-4227-99FC-8D1D5930D266>

Figure 38

Diagnostics. BOLD:ACZ9844. Consensus barcode. TTTTATTGGAATTT-
 GATCAGGTTTATTAGGGTTATCAATAAGTTAATTAATTCGTTTAGAATT-
 AGGGACACCTAGAAGTTAATAATAAATGATCAAATTTATAATAGAATAG-
 TAACATCCCATGCTTTTATTATAATTTTTTTTATAGTAATACCTGTAAT-
 ATTAGGAGGATTTGGAAATTGACTATTACCTTTAATATTAGGAGCTCCT-
 GATATAGCTTTCCCACGAATAAATAATAAGATTTTGACTCATTATAC-
 CTTCTTTATTTTTGTTATTAATAAGAAGAATTCTGAATGTAGGGGTTGG-
 GACTGGGTGAACTATATACCCTCCATTATCTAGTTCTTTAGGACAT-
 AACGGATTATCGGTAGATTTAGCTATTTTTGCTTTACATATAGCTG-
 GAATATCCTCTATTTTAGGATCAATTAATTTTATTACAATTTT-
 TAATATACAAATATTAATTTAAAATTAGATCAATTAACTTTATTTATTT-
 GATCAATTTCTTATTACTACTTTTTTATTATTATATCTTTACCTGTTT-
 TAGCAGGAGCTATTACCATATTACTTACAGATCGT-----

Holotype ♂. Guanacaste, Sector San Cristobal, Estación San Gerardo, 10.8801,
 -85.389, 575 meters, Malaise trap, 3/viii/2015. Depository: CNC.

Host data. None.

Holotype voucher code. BIOUG28152-C12.

Paratypes. None.



Figure 38. *Bracon barryhammeli*, holotype.

Etymology. *Bracon barryhammeli* is named to honor Barry Hammel for his many years of dedicated curatorial and taxonomic efforts for the development of the former INBio plant collection, now in the Museo Nacional de Costa Rica, and now his furthering the BioAlfa program to DNA barcode all of Costa Rican eukaryote biodiversity, with an emphasis on all Costa Rica's plant species.

***Bracon bernardoespinozai* Sharkey, sp. nov.**

<http://zoobank.org/7D2DA716-0701-49EC-954C-E06447D7AED2>

Figure 39

Diagnostics. BOLD:ACG5363. Consensus barcode. TGTTTTATATTTTT-TATTTGGGATTTGAGCAGGAATAATTGGATTATCAATAAGATTAAT-TATTCGGTTAGAATTA---GGAATACCAGGAAATTTATTAATAATGAT-




Figure 39. *Bracon bernardoespinozai*, holotype.

CAAATTTATAATAGTATGGTTACTTCTCATGCTTTTGGTTATAATTTTTTTT-
TATAGTTATAACCAATTATAATTGGAGGATTTGGAAATTGATTAATTCCTTT-
AATATTAGGGGCTCCTGATATAGCATTCCCCCGTCTAAATAATATAA-
GATTTTGGTTAATTATTCCTTCAATAATTTTATTATTATTAAGAA-
GAGTTGTAAATGTAGGTGTAGGTACAGGATGAACAATTTATCCAC-
CTTTATCTTCTAATTTAGGTACAGAGGGGTTTCAGTAGATATAG-
CAATTTTTTCTTTACATTTAGCTGGGGTTTCTTCTATTTTAGGGGCAAT-
TAATTTTATTACAACAATTTTAAATATACATTTAAACATTATAAAATTA-
GATCAATTAACCTTTATTAATCTGGTCAATTTTATTACAACAATTTTAT-
GCTTTTATCTTTACCAGTATTAGCAGGTGCAATTACTATATTATTAACA-
GATCGAAATTTAAATACATCTTTTTT-----
-----.

Holotype ♂. Guanacaste, Sector Santa Rosa, Bosque San Emilio, 10.8438, -85.6138, 300 meters, Malaise trap, 30/vii/2012. Depository: CNC.

Host data. None.

Holotype voucher code. BIOUG05883-A04.

Paratypes. None.

Etymology. *Bracon bernardoespinozai* recognizes Bernardo Espinoza for his many years of dedicated curatorial and taxonomic efforts for the enhancement of the former INBio arthropod collection, now in the Museo Nacional de Costa Rica, and now his furthering the BioAlfa program to DNA barcode all of Costa Rican eukaryote biodiversity with an emphasis on Arctiinae.

***Bracon carlossanabriai* Sharkey, sp. nov.**

<http://zoobank.org/93F718BE-60A9-459B-96BA-D175305F7F1D>

Figure 40

Diagnostics. BOLD:ADA3386. Consensus barcode. GTTTATATTTTT-TATTTGGGATATGAGCTGGTATAGTAGGTTTATCTATAAGATTAAT-CATTCGTTTAGAATTAGGTATACCTGGTAGTTTACTAGGTAATGAT-CAAATTTATAATAGAATAGTTACAGCTCATGCTTTTGTAAATAATTTTTT-TATAGTTATACCAGTAATAATTGGTGGATTGGGAATTGATTAATTCCTT-TAATATTAGGGGCTCCTGATATAGCTTTTCCACGTTTAAATAATATAA-GATTTTGGTTATTAATTCCTTCATTAATTTTATTATTATTAAGAA-GAATTTTAAATGTAGGTGTAGGTAAGTTGAACAATATACCCTC-CATTATCTTCAAGATTAGGACATAGGGGTTTATCTGTTGATTTAGC-TATTTTTTCTTTACATTTAGCAGGGGTTTCTTCAATTATAGGAG-CAATAAATTTTATTACAATTTTAAATATACATTTATTAATATTAATAAT-AGATCAATTAACCTTATTAATTTGATCTATTTTATTACAACAATTTTATT-




Figure 40. *Bracon carlossanabriai*, holotype.

ATTATTATCTTTACCTGTTTTAGCAGGAGCTATTACTATA-----
-----.

Holotype ♂. Guanacaste, Sector San Cristobal, Estación San Gerardo, 10.8801, -85.389, 575 meters, Malaise trap, 14/iv/2014. Depository: CNC.

Host data. None.

Holotype voucher code. BIOUG28246-E07.

Paratypes. None.

Etymology. *Bracon carlossanabriai* is named to honor Carlos Sanabria for his many years of dedicated efforts on behalf of Costa Rica's Phytosanitary Service (Servicio Fitosanitario del Estado, or SFE), which in turn supports Costa Rica's new BioAlfa program to DNA barcode the country.

***Bracon chanchini* Sharkey, sp. nov.**

<http://zoobank.org/1D6F07B8-75B8-47E0-BDDD-D61AD13588EB>

Figure 41

Diagnosics. BOLD:ACR7966. Consensus barcode. ATTTTATATTTTTTATTTTG-GAATATGAGCTGGAATATTAGGTATATCTATAAGTTTAATTATTTCGATTA-



Figure 41. *Bracon chanchini*, holotype.

GAATTAGGTATAACCAGGTAGTTTATTGGGTAATGATCAAATTTATAACA-
GTATAGTTACTGCTCATGCTTTTGAATAAATTTTTTTTATAGTTATAC-
CAATTATAATTGGAGGGTTTGGGAATTGATTATTACCTTTAATATTAG-
GAGCCCCTGATATAGCATTCCCTCGTTTGAATAATATAAGGTTTTGAT-
TAATTATCCCTTCTTTAATTTTATTATTAATAAGAAGAATTTTAAATG-
TAGGTGTTGGAACTGGATGAACAGTATAACCCTCCTTTATCTTCTTCTT-
TAGGACATGGAGGATTATCTATAGATTTAGCTATTTTTTCTTTACA-
TATGGCTGGAATTTTCATCTATTTTAGGTTGCAATTAATTTTATTACAAC-
TATTTTAAATATGCATTTATTTATTTTGAAGTTGGATCAGTTAACTTT-
ATTAATTTGATCTATTTTTATTACAGTAATTTTATTATATTATCTTTAC-
CAGTTTTAGCTGGAGCAATCACTATATATTAAGTAT-----
-----.

Holotype ♀. Guanacaste, Sector Santa Rosa, Bosque San Emilio, 10.8438, -85.6138, 300 meters, Malaise trap, 11/vi/2012. Depository: CNC.

Host data. None.

Holotype voucher code. BIOUG17967-B03.

Paratypes. None.

Etymology. *Bracon chanchini* is named to honor Chanchin, an essential member of the fauna of Sector Orosi of ACG, for his dedication to the exploration and conservation of ACG Sector Orosi.

***Bracon christophervallei* Sharkey, sp. nov.**

<http://zoobank.org/D6CDAFAB-E699-4479-A6C6-DE2D25A6D401>

Figure 42

Diagnostics. BOLD:ADB0826. Consensus barcode. GTTTTATATTTTTTATTTG-
GTATATGAGCTGGGATAATTGGTTTATCAATAAGTTTAAATATTTCGTT-
TAGAATTAGGCATACCAGGATCTTTATTAAGAAATGATCAAATTTATAATA-
GAATAGTTACAGCTCATGCTTTTGTATAAATTTTTTTTATAGTTATAC-
CTATTATAATTGGTGGTTTTGGAAATGATTAATTCCTTTAATATTAG-
GTTCTCCAGATATAGCTTTCCCTCGTTTAAATAATATGAGATTTTGGAT-
TAATTATTCCTGCAATAATTTTATTATTATTAAGGAGAATTTTAAATG-
TAGGTGTAGGTACTGGTTGAACAATATACCCACCTTTATCTTCTTCATT-
AGGTCATAGAGGAATTTTCAGTTGATTTAGCTATTTTTTCTTTACATT-
TAGCTGGAGTTTCATCTATTTTAGGTTCAATTAATTTTATTACTAC-
CATTTTAAATATACATTTAAATATTTTAAAGATAGATCAATTAAGTTTATT-
AGTTTGATCAATTTTTATTACAACAATTTTATTACTTTTATCTTTACCT-
GTTTTAGCAGGT-----.

Holotype ♂. Guanacaste, Sector Pailas Dos, PL12-6, 10.7637, -85.333, 853 me-
ters, Malaise trap, 20/iii/2014. Depository: CNC.

Host data. None.

Holotype voucher code. BIOUG29096-E05.

Paratypes. None.



Figure 42. *Bracon christophervallei*, holotype.

Etymology. *Bracon christophervallei* is named to honor Christopher Valle, ex-fisher in ACG, for his new dedication to the conservation of ACG Sector Marino and the growth and survival of Chanchin as a member of Sector Orosi of ACG.

***Bracon erasmocoronadoi* Sharkey, sp. nov.**

<http://zoobank.org/47FD5F7C-0E33-4C70-ACE8-5CB49C990B46>

Figure 43

Diagnostics. BOLD:ADH0668. Consensus barcode. TTTTATTGGGAATATGAGCCGGAATATTAGGAATATCTATAAGTTTAATTATTCGGTTAGAATTAGGGATACCAGGTAGTTTATTGGGTAATGATCAAATTTATAATAGAATAGTTACTGCTCATGCTTTTGTAATGATTTTTTTTATAGTTATAACCAATTATAATTGGAGGATTTGGAAATTGATTACTACCTTAATATTAGGTGCTCCTGATATAGCATTCCTCGTTAAATAATATAAGATTTTGATTAATTATTCCTTCTTTAATTTTATTATTAATAAGAAGAATTTTAAATGTAGGTGTTGGAAGTGGTTGAACAGTTTACCCTCCCTTATCTTCTTTAGGTTCATAGAGGGCTATCTGTAGATTTAGC-




Figure 43. *Bracon erasmocoronadoi*, holotype.

TATTTTTCTTTACATATAGCTGGTATCTCCTCTATTTTAGGAGCAAT-
 TAATTTTATCACAACATTTTTAAATATACATTTATTTATTTTAAAATTA-
 GATCAATTGACTTTATTAATTTGATCAATTTTATCACAGTAATTTTAT-
 TACTATTATCTTTACCAGTTTTAGCTGGA-----

Holotype ♀. Guanacaste, Sector Cacao, Derrumbe, 10.9292, -85.4643, 1220 me-
 ters, Malaise trap, 26/ii/2015. Depository: CNC.

Host data. None.

Holotype voucher code. BIOUG32860-H09.

Paratypes. None.

Etymology. *Bracon erasmocoronadoi* is named to honor Erasmo Coronado for his
 many years of assistance to Sigifredo Marin and other GDFCF and ACG staff, in all
 aspects of Área de Conservación Guanacaste management.

***Bracon eugeniephillipsae* Sharkey, sp. nov.**

<http://zoobank.org/4A3D13F7-A4A5-4A13-B11A-10A2F17F5D90>

Figure 44

Diagnostics. BOLD:ADA9990. Consensus barcode. GTTTTATATTTTTTATTTG-
 GTTTATGATCAGGAATTTAGGTCTATCAATAAGTTTAAATTTATTCGATTA-
 GAATTAGGTATAACCAGGCAGGATATTAGGTAATGATCAAATTTATAATAG-



Figure 44. *Bracon eugeniephillipsae*, holotype.

TATTGTAACCTGCTCATGCTTTTGGTTATAATTTTTTTTATAGTTATAC-
CAATTATAATTGGTGGATTTGGAAATTGGTTATTGCCTTTAATATTAG-
GAGCTCCTGATATGGCATTYCCTCGTTTAAATAATATAAGATTTTGAT-
TAATTTTCCCTTCTTTAATTTTATTATTAATAAGTAGGATTTTAAATGTAG-
GAGCAGGTACAGGTTGGACAGTTTATCCTCCTTTATCTTCTTCATT-
AGGACATAGAGGTTTATCAGTTGATTTAGCTATTTTTTCTTTACA-
TATAGCTGGTGTATCTTCAATTTTAGGAGCAATTAATTTTATCACTA-
CAATTTTAAATATGCATTTAAATACTTTAAARTTAGATCAATTAACCTT-
TAATAATTTGATCAATTTTATTACTGTAATTTTATTATTGTTATCTTTAC-
CAGTTTTAGCAGGGGCTATTACTATATTATTAACCTGATCGA.

Holotype ♀. Guanacaste, Sector Pailas Dos, PL12-9, 10.76, -85.3341, 809 me-
ters, Malaise trap, 6/ii/2014. Depository: CNC.

Host data. None.

Holotype voucher code. BIOUG28680-G05.

Paratypes. BIOUG28680-A07, BIOUG28680-E08, BIOUG29219-D01.

Etymology. *Bracon eugeniephillipsae* is named to honor Eugenie (Jenny) Phillips for her many years of dedicated curatorial and taxonomic efforts for the development of the former INBio arthropod collection, now in the Museo Nacional de Costa Rica,

and now her administrative development of BioAlfa, the program to DNA barcode all of Costa Rican eukaryote biodiversity.

***Bracon federicomatarritai* Sharkey, sp. nov.**

<http://zoobank.org/3F366019-A277-40D5-A2EB-0239C6B8837D>

Figure 45

Diagnosics. BOLD:ACM9419. Consensus barcode. TGTCTTATATTTTT-TATTTGGTTTATGAGCTGGAATATTAGGTTTATCTATAAGTTTAAT-TATTCGATTAGAATTAGGTATACCTGGTAGATTATTAGGTAATGAC-CAAATTTATAATAGTATAGTTACAGCTCATGCTTTTGTAATAATTTTTT-TATAGTTTATACCAGTAATATTAGGAGGATTTGGAAATTGGTTAATTCCTT-TAATATTAGGGGCCCCAGATATAGCTTTCCCACGTTTAAATAACATAA-GATTTTGATTACTAATTCCTTCATTAATTTTATTATTATTAAGAAGAATTT-TAAATATTGGGGTTGGTACAGGTTGGACAATATACCCCCCATTATCAT-CAAATTTAGGACATAGAGGGATATCTGTTGATTTAGCAATTTTTTCTT-TACATTTAGCTGGAATTTCTTCAATTATAGGGTCAATAAATTTTATTA-



Figure 45. *Bracon federicomatarritai*, holotype.

CAACTATTTTAAATATACATTTAATTACAATAAACTAGATCAACTAACTT-
TATTAGTTTGATCAATTTTTATTACAACATTTTTACTATATTATCTC-
TACCTGTTTTAGCAGGGGCTATTACTATACTTTTAAACAGATCGTAAT-
TTAAATACTTCTTTTTTCGATTTTTTCAGGAGGAGGGGACCCTATTT-
TATTCCAACATTTATTT.

Holotype ♀. Alajuela, Sector Rincon Rain Forest, Sendero Anonas, 10.90527, -85.27881, 405 meters, caterpillar collection date: 18/iii/2014, wasp eclosion date: 30/iii/2014, 2 wasps eclosed from 2 cocoons. Depository: CNC.

Host data. Gregarious parasitoid of *Tebenna* Janzen02 (Choreutidae) feeding on *Ficus citrifolia* (Moraceae).

Caterpillar and holotype voucher codes. 14-SRNP-41359, DHJPAR0055286.

Paratype: One specimen same data as holotype. Depository: CNC.

Etymology. *Bracon federicomatarritai* is named in honor of Federico Matarrita's diligent and high-quality management of the ACG web site and guiding the parataxonomists to iteratively contribute to it.

***Bracon frankjoycei* Sharkey, sp. nov.**

<http://zoobank.org/BC84B5AB-1671-4A66-90AD-A8CCDF63BA65>

Figure 46

Diagnostics. BOLD:ACJ2744. Consensus barcode. TATTTTATATTTTT-
TATTTGGTATATGAGCAGGTATAGTAGGTTTATCTATAAGAT-
TAATTATTCGTTTAGAATTAGGTATACCT---GGGAGTTTATTAG-
GTAATGATCAAATTTATAATAGTATAGTTACAGCTCATGCTTTT-
GTAATAATTTTTTTTATAGTTATACCTATTATATTAGGTGGGTTTG-
GAAATTGGTTAATTCCTTTAATATTAGGAGCCCCTGATATAGCTTTC-
CCTCGATTAAATAATATGAGATTTTGATTATTAATCCCTTCAT-
TAATTTTATTATTATTAAGAAGAATTTTAAATGTTGGTGTAGG-
TACTGGGTGAACAATATACCCTCCATTATCTTCAAGATTAGGC-
CATAGAGGTTTATCTGTTGATTTAGCTATTTTTTCTTTACATT-
TAGCTGGTGTTTCTTCAATTATAGGGTCAATAAATTTTATTAC-
TACAATTTTAAATATACATTTATTAATGTTAAAAATAGATCAAT-
TAACTTTATTAATTTGATCAATTTTTATTACTACTATTTTATTATT-
ATTATCTTTACCAGTATTAGCAGGGGCTATTACAATATTATTAECT-
GATCGTAACTTAAATACTTCTTTTTTTGACTTTTCTGGCGGAGG
GG-----.

Holotype ♀. Guanacaste, Sector Santa Rosa, Bosque San Emilio, 10.8438, -85.6138, 300 meters, Malaise trap, 9/iv/2012. Depository: CNC.

Host data. None.

Holotype voucher code. BIOUG07560-C12.

Paratypes. None.



Figure 46. *Bracon frankjoycei*, holotype.

Etymology. *Bracon frankjoycei* is named to honor Frank Joyce for his many decades of insanely invaluable attention to the biodiversity and sociology on behalf of Parque Nacional Santa Rosa and now Área de Conservación Guanacaste.

***Bracon gerardovegai* Sharkey, sp. nov.**

<http://zoobank.org/625FF1A6-C32E-42BE-8003-64C97E2DE317>

Figure 47

Diagnostics. BOLD:ACW3155. Consensus barcode. TTATTAGGGATTTGATCTG-GAATTTTAGGATTATCTATAAGATTAATTATTCGGTTAGAACTAG-GAACTTCAGGATTTTATTAGGTAATGATCAAATTTATAATAGATTAG-TAACTTCTCATGCTTTTATTATAATTTTTTTTATAGTTATACCTATTATAC-



Figure 47. *Bracon gerardovegai*, holotype.

TAGGAGGATTTGGAAATTGATTAATCCCTTTAATATTGGGGGCTCCT-
 GATATAGCATTCCCTCGAATAAATAATATAAGGTTTTGACTTCTTATTC-
 CTTTCATTAATATTATTAATTTAAGAAGAATCTTAAATGTAGGAGTTG-
 GCACAGGGTGAACAATATATCCTCCTTTATCTTCTTCTATAGGTCA-
 TAGAGGATTATCTACAGATTTAGCAATTTTTTCTTTACATTTAGCAG-
 GAGCATCCTCAATTTTAGGAGCTATTAATTTTATTACAACAATTT-
 TTAATATAAAATTAAATTCATAAAATTAGATCAATTAACCTTTATTAATTT-
 GATCTATTTTAATTACTACAATTTTATTATTATTATCTTTACCTGTGT-
 TAGCTGGAGCTATTACTATATTATTAACGGAT.

Holotype ♀. Guanacaste, Sector San Cristobal, Estación San Gerardo, 10.8801, -85.389, 575 meters, Malaise trap, 2/xii/2013. Depository: CNC.

Host data. None.

Holotype voucher code. BIOUG22966-G03.

Paratype. BIOUG27938-F06. Depository: CNC.

Etymology. *Bracon gerardovegai* is named to honor Gerardo Vega (RIP) for his many years of dedicated and enthusiastic field assistance to Janzen and Hallwachs' field ecological studies in Costa Rica's Parque Nacional Corcovado and Parque Nacional Santa Rosa.

***Bracon germanvegai* Sharkey, sp. nov.**

<http://zoobank.org/20AB4DA8-ADFF-41D7-AA1F-564796FD611D>

Figure 48

Diagnostics. BOLD:ADL8270. Consensus barcode. TTATTAGGGATTT-GATCTGGAATTTTAGGATTATCTATAAGATTAATTATTTCGGTTAGAAC-



Figure 48. *Bracon germanvegai*, holotype.

TAGGAACTTCAGGATTTTTATTAGGTAATGATCAAATTTATAATA-GATTAGTAACTTCTCATGCTTTTATTATAATTTTTTTTATAGT-TATACCTATTATACTAGGAGGATTTGGAAATTGATTAATCCCTT-TAATATTGGGGGCTCCTGATATAGCATTCCCTCGAATAAATAATATAA-GGTTTTGACTTCTTATTCCTTCATTAATATTATTAATTTTAAGAA-GAATCTTAAATGTAGGAGTTGGCACAGGGTGAACAATATATCCTC-CTTTATCTTCTTCTATAGGTCATAGAGGATTATCTACAGATTTAG-CAATTTTTTCTTTACATTTAGCAGGAGCATCCTCAATTTTAGGAGCT-ATTAATTTTATTACAACAATTTTAAATATAAAATTAATTCATAAAATTA-GATCAATTAACCTTATTAATTTGATCTATTTTAAATTAATAAATTTAT-ATTATATCTTTACCTGTGTTAGCTGGAGCTATTACTATATTATTAACG-GAT.

Holotype ♂. Guanacaste, Sector Cacao, Derrumbe, 10.9292, -85.4643, 1220 me-ters, Malaise trap, 4/vi/2015. Depository: CNC.

Host data. None.

Holotype voucher code. BIOUG36580-A08.

Paratypes. None.

Etymology. *Bracon germanvegai* is named to honor German Vega for his many years of administrative and taxonomic efforts in the Museo Nacional de Costa Rica.

***Bracon isidrochaconi* Sharkey, sp. nov.**

<http://zoobank.org/5D43849F-37FC-4CB9-8D6B-4EAE482FF773>

Figure 49

Diagnostics. BOLD:ADA7614. Consensus barcode. GTTTTATATTTTTTATTTG-GAATATGAGCTGGTATAGTTGGTTTATCAATAAGAATAATTTATTCGTT-TAGAATTAGGTATACCTGGATTTTATTAATAAATGATCAAATTTATAATA-GAATAGTAACTGCTCATGCTTTTGTATAATTTTTTTTATAGTTATAC-CAATTATAATTTGGTGGATTTGGGAATTGATTAGTTCCCTTTAATATTAG-GTTCTCCAGATATAGCTTTCCCTCGTTTAAATAATATAAGATTTTGAT-TAATTATCCCAGCAATAATTTTATTATTATTAAGAAGAATTTAAATGTTG-GTGTTAGGTACAGGTTGAACAATTTACCCTCCTTTATCTTCTTCTT-TAGGACATAGAGGAATTTTCAAGTTGATTTAGCTATTTTTTCTTTA-CATTTAGCTGGTATTTTCACTATTTTAGGTTCAATTAATTTTATTA-CAACAATTTTAAATATACATTTAAATGTATTAAAGATAGATCAATTAACCT-TATTTGTTTGGTCAATTTTATTACTACAATTTTATTATTATTATCTTTAC-CTGTTTTAGCTGGAGCTATTACAATATTA-----

Holotype ♀. Guanacaste, Sector Pailas Dos, PL12-9, 10.76, -85.3341, 809 me-ters, Malaise trap, 23/i/2014. Depository: CNC.

Host data. None.

Holotype voucher code. BIOUG28721-H09.

Paratypes. None.



Figure 49. *Bracon isidrochaconi*, holotype.

Etymology. *Bracon isidrochaconi* is named to honor Isidro Chacon for his many years of dedicated curatorial and taxonomic efforts for the advancement of the former INBio arthropod collection, now in the Museo Nacional de Costa Rica, and now his furthering the BioAlfa program to DNA barcode all of Costa Rican eukaryote biodiversity with an emphasis on Notodontidae, butterflies, Bombycoidea, and Noctuoidea.

***Bracon jimlewisi* Sharkey, sp. nov.**

<http://zoobank.org/BCAEFC06-5469-44AA-9B8F-6F9BB5204248>

Figure 50

Diagnostics. BOLD:ADL5861. Consensus barcode. TGTTTTATATTTTT-TATTTGGGGTTTGATCTGGATTTTTAGGTTTATCTATAAGATTAAT-TATTCGTATAGAATTGAGTATACCAGGAAGATTATTAAGTAATGATCAAATT-TATAATAGTTTAGTAACTGCTCATGCTTTTGTATAATTTTTTTTATAGT-TATACCAGTAATAATTGGAGGTTTTGGAAAATTGATTAATTCCTTTAATATT-AGGGGCTCCTGATATAGCTTCCCTCGATTAAATAATATAAGATTTTG-GTTAATTATTCCTTCATTAATACTATTAATTTAAGAAGAATTTAAAT-GTTGGGGTAGGTACAGGTTGAACAATATACCCCCCTTTATCTTCTTCTT-TAGGGCATAGAGGTAATTCAACTGATTTAGCTATTTTTTCTTTACA-



Figure 50. *Bracon jimlewise*, holotype.

TATAGCTGGAATTTCTTCAATTTTAGGGGCTATTAATTTTATTACAAC-
 TATTTTAAATATAAAATTAATTTTTTTTAAAATTTGATCAATTAAC TTAT-
 TATTTGATCAATTTTAATTACAACAATTTTATTATTGTTATCTTTAC-
 CAGTTTTAGCTGGGGCAATCACAATA-----

Holotype ♀. Guanacaste, Sector Cacao, Derrumbe, 10.9292, -85.4643, 1220 meters, Malaise trap, 9/vii/2015. Depository: CNC.

Host data. None.

Holotype voucher code. BIOUG36967-F06.

Paratypes. None.

Etymology. *Bracon jimlewise* is named to honor Jim Lewis for his many years of dedicated volunteer curatorial and taxonomic efforts for the construction of the former INBio arthropod collection, now in the Museo Nacional de Costa Rica, and now his furthering the BioAlfa program to DNA barcode all of Costa Rican eukaryote biodiversity, with an emphasis on Hemiptera.



Figure 51. *Bracon josejaramilloi*, holotype.

***Bracon josejaramilloi* Sharkey, sp. nov.**

<http://zoobank.org/AB4F8A19-38C0-4D52-AB61-BC298878188B>

Figures 51, 52

Diagnostics. BOLD:ACK7911. Consensus barcode. TATTTTATATTTT-TATTTGGTATATGAGCTGGTATGTTAGGTTTATCAATAAGAATAAT-



Figure 52. *Bracon josejaramilloi* (12-SRNP-30473) ultimate instar wasp larvae below their host ultimate instar caterpillar *Lerema liris* (Hesperiidae); as a group they will spin a roof-in-common followed by their individual closely packed cocoons below that roof, adjacent to the cadaver of the caterpillar.

TATTCGGTTAGAATTAGGTATAACCAGGAAGATTACTAGGTAATGAT-
 CAAATTTATAATAGTATAGTTACTGCTCATGCATTTGTTATAATTTTTTT-
 TATAGTTATACCAATTATATTAGGAGGATTTGGAAATTGATTAGTTCCTT-
 TAATATTAGGAGCTCCTGATATAGCTTTCCCTCGTATAAATAATATAA-
 GATTTTGATTAATTATTCCTTCTTTAGTTTTATTATTATTAAGAA-
 GAATTTTAAATATTGGGGCAGGAACAGGATGAACATATATATCCTC-
 CTTTATCTTCTCATTTAGGTCATAGAGGTATATCAGTTGATTTAGC-
 TATTTTTTCTTTACATATAGCAGGGATTTTCATCAATTTTAGGATCTAT-
 TAATTTTATTACAACAATTTTAAATATACATTTATTTACTTTAAAATTA-
 GATCAATTAACCTTTATTAGTTTTGATCAATATTTATTACTACAATTTTATT-
 ATTATTATCTTTACCAGTTTTAGCAGGGGGTATTACAATATTATTAACA-
 GACCGTAAAYCTAAATACTTCATTTTTTTGATTTTTCTGGAGGAGGAGATC-
 CTATTTTATTCCAACATTTATTT.

Holotype ♀. Guanacaste, Sector Pitilla, Pasmompa, 440 meters, 11.01926, -85.40997, caterpillar collection date: 21/ii/2012, wasp eclosion date: 08/iii/2012, 11 wasps eclosed from 15 cocoons. Depository: CNC.

Host data. Gregarious parasitoid (Fig. 52) of *Lerema liris* (Hesperiidae) feeding on leaves of *Homolepis aturensis* (Poaceae).

Caterpillar and holotype voucher codes. 12-SRNP-30473, DHJPAR0049094.

Paratypes. Hosts = *Lerema liris* and *Morys valerius* (Hesperiidae). DHJPAR0049094, DHJPAR0028977, DHJPAR0058913.

Etymology. *Bracon josejaramilloi* is named in honor of José Jaramillo of Área de Conservación Guanacaste in recognition of his 30 years of managing ACG mechanics, telecommunication, computer, and internet processing for ACG and its web site.



Figure 53. *Bracon juanoseoviedoi*, holotype.

***Bracon juanoseoviedoi* Sharkey, sp. nov.**

<http://zoobank.org/ABC4DA51-51DA-4322-968B-E6C54DE67754>

Figure 53

Diagnostics. BOLD:ADB0539. Consensus barcode. ATTTTATATTTTTTATTTG-GTATATGAGCTGGAATATTAGGTTTATCAATAAGATTAATTAATTCGATTAGAAATTAGGAATACCAGGAAGATTATTAGGAAATGATCAAATTTATAATAGAAATAGTGACAGCTCATGCATTGTATAATTTTTTTTATAGTTATACCAATTATAATTGGAGGATTTGGAAATTGATTATTACCTTTAATATTAGGGGCTCCTGATATAGCTTTTCCTCGTCTTAATAATATAAGATTTTGATTAATTATCCGGCTTTAATTTTATTACTAATAAGAAGAATTTAAATGTAGGTGTAGGTACTGGTTGAACAGTTTATCCTCCTTTATCTTCTTTAGGTCATAGAGGTTATCTGTTGATTTAGCTATTTTTTCTTTACATATTGCTGGTATTTCTTCAATTTTAGGGGCAATTAATTTATTACAACAATTTTAAATATACATTTATATAAATTTAAATTTAGATCAATTAACTTTATTAACTT-

GATCAATTTTTATTACAGTAATTCTTTTACTTTTATCTTTACCAGTTT-TAGCTGGAGCTATTACTATACTTTTAACTGATCGA-----.

Holotype ♀. Guanacaste, Sector Pailas Dos, PL12-2, 10.7634, -85.335, 824 meters, Malaise trap, 13/ii/2014. Depository: CNC.

Host data. None.

Holotype voucher code. BIOUG28680-H09.

Paratypes. None.

Etymology. *Bracon juanoseoviedoi* is named to honor Juan José Oviedo for his new efforts on behalf of Costa Rica's Phytosanitary Service (Servicio Fitosanitario del Estado, or SFE), which in turn supports Costa Rica's new BioAlfa program to DNA barcode the country.

***Bracon juliodiazi* Sharkey, sp. nov.**

<http://zoobank.org/47151893-CF98-415F-9D15-F2596E66AF92>

Figure 54

Diagnostics. BOLD:ACG3370. Consensus barcode. TATTTTATATTTTATTTCG-GAATATGAGCAGGTATATTAGGATTATCTATAAGAATAATTATTTCGATTA-



Figure 54. *Bracon juliodiazi*, holotype.

GAATTAGGRATACCTGGGACTTTATTAGGCAATGATCAAATTTATAATA-
 GAATAGTGACAGCTCATGCATTTGTTATAAATTTTTTTTATAGTTATAC-
 CAATTATACTAGGGGGTTTCGGTAATTGATTAATTCCTTTAATATTAG-
 GAGCCCCAGACATAGCTTCCCTCGAATAAATAATATAAGATTTTGAT-
 TAATTATTCCTTCTTTAATTTTATTATTATTAAGAAGAATTTTAAATG-
 TAGGGGTAGGTACTGGATGAACTGTTTATCCTCCCTTATCTTCTTCTT-
 TAGGTCATAGAGGCATATCTGTTGATTTAGCAATTTTTTTCATTACATT-
 TAGCAGGTATTTCTTCAATTTTAGGTTCAATTAATTTTATTACAACATTTT-
 TAAATATAAAATTACATACAATAAAATTAGATCAATTAACCTTATTAATTTGAT-
 CAATTTTTTATTACTACAATTTTATTATTATTATCTTTACCAGTTYTAGCGG-
 GAGCTATTACAATATTATTAACCTGATCGAAATTTAAATACTTCATTTTTT-
 GATTTTTCTGGGGGAGGTGACCCTATTTTATTCCAACATTTATTT.

Holotype ♀. Guanacaste, Sector Santa Rosa, Bosque San Emilio, 10.8438, -85.6138, 300 meters, Malaise trap, 29/x/2012. Depository: CNC.

Host data. None.

Holotype voucher code. BIOUG09074-C11.

Paratypes. BIOUG09074-B05, BIOUG09074-B02. Depository: CNC.

Etymology. *Bracon julioldiazi* is named to honor Julio Diaz for his many years of dedicated guidance and administration of the ACG Protection and Fire Control Program.

***Bracon luzmariaromeroae* Sharkey, sp. nov.**

<http://zoobank.org/56DBE55B-8273-435C-A7C6-DA99BD00598E>

Figure 55

Diagnosics. BOLD:ADF0526. Consensus barcode. AATTTTATATTTTT-
 TATTTGGAATATGATCTGGAATAATTGGTTTATCTATAAGTTTAAAT-
 TATTCGTTTAGAATTAGGAATACCTGGAAGATTATTGAGAAATGAC-
 CAAATTTATAATAGAATAGTTACAGCTCATGCTTTAGTAATAATTTTTTT-
 TATAGTTATACCAATTATATTAGGAGGATTTGGTAATTGATTAATTCCTT-
 TAATATTAGGAGCTCCTGATATAGCTTCCCTCGATTAAATAATATAA-
 GATTTTGATTATTAATTCCTTCTTTAATTTTATTATTATTAAGAA-
 GAATTTTAAATGTTGGTGTTGGAACAGGATGAACTTTATACCCTC-
 CTTTATCTTCAAATTTAGGACATAATGGAGTATCTGTAGATTTATC-
 TATTTTTTCTTTACATTTAGCTGGTATTTTCATCAATTATAGGTTTCAT-
 TAAATTTTATTACTACTATTTTAAATATACATTTATTAATATTAATAATTA-
 GATCAATTAACCTTTATTAATTTGATCAATTTTTTATTACAACATTTTAT-
 TATTATTATCTTTACCTGTTTTAGCAGGAGCTATTACTATATTTAACT-
 GATCGTAATTTAAATACTTCATTTTTTTGATTTTTTCAGGAGGTGGTGACC-
 CAATTCATTTCAACATTTATTT.

Holotype ♂. Alajuela, Sector Rincon Rain Forest, Casa Keyner, 10.95644, -85.26611, 121 meters, caterpillar collection date: 13/viii/2016, wasp eclosion date: 23/viii/2016, six wasps eclosed from six cocoons. Depository: CNC.



Figure 55. *Bracon luzmariaromeroae*, holotype.

Host data. Gregarious parasitoid of *Vettius aurelius* (Hesperiidae) feeding on mature leaves of *Lasiacis sorghoidea* (Poaceae).

Caterpillar and holotype voucher codes. 16-SRNP-46268, DHJPAR0060193.

Paratypes. Five specimens, same data as holotype but still coded with their caterpillar code 16-SRNP-46268 (DHJPAR codes not assigned). Depository: CNC.

Etymology. *Bracon luzmariaromeroae* is named in recognition of Luz Maria Romero's 30+ years of facilitating ACG, developing its Biological Education Program, and coaching the parataxonomists to improve their databases and species pages on the ACG web site.

***Bracon manuelzumbadoi* Sharkey, sp. nov.**

<http://zoobank.org/3ADD20C5-CF2D-43E5-9D30-2CB0B83F2DA3>

Figure 56

Diagnosics. BOLD:ADH5864. Consensus barcode. GTGTTTTATATTTTTT-GTTTGGTATATGGTCTGGGATATTAGGGATATCTATAAGATTAATTATTC-GATTAGAATTAGGAATACCCGGTAGATTATTAGGGAATGATCAACTT-TATAATAGTATGGTAACAGCTCATGCTTTTGTAATAATTTTTTTTATAG-TAATACCTGTAATAATTGGGGGTTTTGGCAATTGATTATTACCTTTAAT-ATTAGGGTCCCCTGATATAGCTTCCCTCGTCTTAATAATATAA-



Figure 56. *Bracon manuelzumbadoi*, holotype.

GATTTTGATTGATTATTCCTTCATTAATTTTGTTATTAATAAGAA-
 GAATTTTGAATGTAGGTGTAGGTACTGGTTGAACTGTATATCCTC-
 CTTTATCTTCTTCTTTAGGACATAGGGGGATATCTGTTGATTTAGC-
 TATTTTTTCTTTACATATTGCTGGAGTATCCTCAATTTTAGGAGCAAT-
 TAATTTATTAGAACTATTTAAATATACATTATTATATTAAAAATTGGAT-
 CAATTAACTTTGTTAATTTGATCAATTTTATTACTGTTATTTTATTATT-
 ATTATCTTTACCAGTTTTAGCTGGTGCAATTACTATATTATTAAGTAT.

Holotype ♀. Guanacaste, Sector Cacao, Derrumbe, 10.9292, -85.4643, 1220 me-
 ters, Malaise trap, 2/iv/2015. Depository: CNC.

Host data. None.

Holotype voucher code. BIOUG33120-A12.

Paratypes. None.

Etymology. *Bracon manuelzumbadoi* is named to honor Manuel Zumbado for his many years of dedicated curatorial and taxonomic efforts for the construction of the former INBio arthropod collection, now in the Museo Nacional de Costa Rica, and now his furthering the BioAlfa program to DNA barcode all of Costa Rican eukaryote biodiversity, with an emphasis on Diptera.

***Bracon marialuisariasae* Sharkey, sp. nov.**

<http://zoobank.org/1312E3D0-1A85-4310-B52F-415EF5CA7412>

Figure 57

Diagnostics. BOLD:ADA9695. Consensus barcode. GTTTTATATTTTTT-
 GTTTGGGATATGATCTGGTATAATTGGTTTATCAATAAGTTTAAAT-
 TATTCGTTTAGAATTGGGTATACCAGGTAGATTATTAGGCAATGATCA-



Figure 57. *Bracon marialuisariasae*, holotype.

GATTTATAATAGTATAGTTACTGCTCATGCTTTTGTATAATTTTTTTT-
TATAGTTATGCCTGTAATATTAGGAGGGTTTGGGAATTGAT-
TAATTCCTTTAATGTTGGGTGCTCCTGATATAGCTTCCCTCG-
TATAAATAATATAAGGTTTTGGTTATTAATTCCTTCATTGGTTTTATT-
ATTACTAAGAAGAATTTTAAATGTTGGTGTGGGACTGGGTGAAC-
TATACCCTCCTTTATCTTCAAGATTAGGTCATAGTGGTTTGTGAGTT-
GATTTAGCTATTTTTCTTTACATTTAGCTGGGGTATCTTCAAT-

TATAGGGGCAATTAATTTTATTACAACCTATTTTAAATATACATTTATTTAT-
 ATTTAAATTAGATCAATTAACCTTTGTAAATTTGATCAATTTTATCACAAC-
 TATTTTATTATTATTATCATTACCTGTTTTAGCTGGAGCTATTACTATGT-
 TATTAACCTGATCGTAAT-----.

Holotype ♂. Guanacaste, Sector Pailas Dos, PL12-2, 10.7634, -85.335, 824 me-
 ters, Malaise trap, 23/i/2014. Depository: CNC.

Host data. None.

Holotype voucher code. BIOUG28680-C06.

Paratypes. None.

Etymology. *Bracon marialuisariasae* is named to honor Maria Luisa Arias for her
 decades of administrative effort on behalf of Parque Nacional Santa Rosa and now Área
 de Conservación Guanacaste.

***Bracon mariamartachavarriae* Sharkey, sp. nov.**

<http://zoobank.org/3BE747E2-E77A-4696-A376-C2081E31DDCD>

Figure 58

Diagnosics. BOLD:AAV6295. Consensus barcode. AATTTTATATTTCT-
 TATTTGGYATATGAGCAGGTATAGTAGGYTATCAATAAGTTTAAAT-
 TATTCGATTAGAATTAGGKATACCTGGRTCATTATTAGGWAATGAT-
 CAAATTTATAATAGAATAGTKACAGCTCATGCTYTARTWATAATTTTTTT-
 TATAGTTATAACCAGTAATATTAGGAGGTTTTGGTAATTGAT-
 TAATTCCTTTAATATTAGGWGCTCCTGATATAGCYTTCCTCGAT-
 TAAATAATATAAGTTTTTGRITAYTAATYCC TTCATTAATTTTATTAAT-
 ATTAAGAAGAATTTTAAATGTAGGTGTAGGTACAGGTTGAACTTTATAY-
 CCTCCATTATCYTCAAATTTAGGACATAGAGGDTTATCTGTTGATT-
 TAGCTATTTTTTTCTTTACATTTAGCTGGTGTATCTTCAATTATAG-
 GTTCAATAAATTTTATTACTACTATTTTAAATATACATTTATTAATAT-
 TAAATTAGATCAATTAACCTTTATTAATTTGATCAATTTTATTACAAC-
 TATTTTATTATTATTATCTTTACCYGTWTTAGCAGGWGCAATTACAAT-
 ATTATTAACCTGATCGAAATTTAAATACTTCATTTTTTTGATTTTTTCAG-
 GWGGAGGAGAYCCAATTYTATTYCAACATTTATTT. Terminal flagellomeres
 black, concolorous with basal flagellomeres.

Holotype ♀. Alajuela, Sector Rincon Rain Forest, Selva, 10.92291, -85.31877,
 410 meters, caterpillar collection date: 05/viii/2017, wasp eclosion date: 21/viii/2017;
 nine wasps eclosed from 11 cocoons. Depository: CNC.

Host data. Gregarious parasitoid of *Drephalys* Burns01 (Hesperiidae) feeding on
 mature leaves of *Vochysia guatemalensis* (Vochysiaceae).

Caterpillar and holotype voucher codes. 17-SRNP-80872, DHJPAR0061668.

Paratypes. Eight specimens, same data as holotype. Depository: CNC.

Other specimens. There are three specimens from French Guiana (e.g., AS-
 NUR330-11) and one from Argentina (BIOUG13458-C11) in the same BIN, none of



Figure 58. *Bracon mariamartachavarriae*, holotype.

which we consider to be conspecific with the Costa Rican specimens. Images on BOLD show that the French Guiana specimens have the terminal flagellomeres yellow. There are no images for the Argentinian specimen, but its locality makes it unlikely to be conspecific.

Etymology. *Bracon mariamartachavarriae* is named in honor of Maria Marta Chavarria in recognition of her persistent efforts as co-coordinator of ACG research; intense education efforts to adults, teenagers, and schoolchildren about ACG biology both terrestrial and marine; maintenance and data management of ACG weather data; ACG biopolitics; and rescue of key ACG animals.

***Bracon mariorivasi* Sharkey, sp. nov.**

<http://zoobank.org/99C8F6F3-0260-4DBF-AB07-6E7639A34D97>

Figure 59

Diagnostics. BOLD:ADA3193. Consensus barcode. GTATTATATTTTTTATTTTG-GTATATGATCTGGCATTTTAGGTTTATCAATAAGTTTAATAATTCGATTG-GAATTGGGGACGCCAGGTAGATTGTTAGGTAATGATCAAATTTATAA-TAGAAATGGTGACAGCTCATGCTTTTGTAATAATTTTTTTTATAGTTATAC-CAGTTATAGTTGGAGGTTTTGGAAATTGATTATTACCTTTAATATTAG-GATCTCCAGATATAGCATTTCCTCGATTAAATAATATAAGGTTTTGAC-TAATTATTCCTTCTTTAATTCITTTATTAATAAGAAGGATTTAAATGTAG-



Figure 59. *Bracon marioivasi*, holotype.

GAGTTGGTACGGGATGAACAGTTTATCCTCCTTTATCTTCTTCTTTAG-
 GTCATAGAGGTTTATCTATAGATTTAGCTATTTTTCTCTTCATATAGCAG-
 GAATTTCTTCAATTTAGGTGCTATTAATTTTATTTCTACAATTTT-
 TAATATACATTTATATAATTTAAAATTAGATCAATTAGTTTTATTAATTTG-
 GTCATTTTTATTACTGCTGTTTTATTATTGTTGTCATTACCTGTTTTG-
 GCAGGGGCTATTACAATACTTTTAAACAGAT-----.

Holotype ♂. Guanacaste, Sector San Cristobal, Estación San Gerardo, 10.8801, -85.389, 575 meters, Malaise trap, 17/ii/2014. Depository: CNC.

Host data. None.

Holotype voucher code. BIOUG28290-E07.

Paratypes. None.

Etymology. *Bracon marioivasi* is named to honor Mario Rivas for his support in ACG being able to purchase forested properties in the formation of ACG, and for the idea of Malaise trapping his pitaya plantations on behalf of BioAlfa.

***Bracon melissaespinozae* Sharkey, sp. nov.**

<http://zoobank.org/B7CB7C8C-4661-49EF-95C4-01591C397952>

Figure 60

Diagnostics. BOLD:ACJ4722. Consensus barcode. AATTTTATATTTTT-TATTTGGGATATGGTCTGGAATAATTGGTTTATCTATAAGTTTAAT-



Figure 60. *Bracon melissaespinozae*, holotype.

TATTCGATTAGAATTGAGAATACCTGGTAGATTATTAGGTAATGATCAAATTTATAATAGTATAGTAACAGCTCATGCTTTAATAATAATTTTTTTTATAGTTATACCAATTATATTAGGAGGTTTTGGGAATTGATTAATTCCTTTAATGTTAGGAGCTCCTGATATAGCTTTCCCACGTTTAAATAATATAAGTTTTTGGTTATTAATCCCCTCTTTAATTTTATTATTATTAAGAA GAATTTTAAATGTAGGGGTAGGAACAGGTTGAACTATATATCCACCTTTATCATCAAATATAGGACATAGAGGTTTATCTGTTGATTTAGCTATTTTTTCTTTACATTTAGCAGGTATTTCTTCAATTATAGGATCAATTAATTTTATTTCAACTATTTTAAATATACATTTAAAAATATTTAAATTA GATCAATTAACATTTAATTTGATCAATTTTTATTACA ACTATTTTATTATTGTTATCATTACCTGTTTTAGCGGGAGCAATTA CTATATATTTAACTGATCGAAATTTAAATACTTTTTTTTTGATTTTTTCAGGAGGAGGTGATCCAATTTTATTTCAACATTTATTT.

Holotype ♀. Guanacaste, Sector Santa Maria, Light Site Trail, Volcán Santa Maria, 10.75772, -85.30598, 840 meters, caterpillar collection date: 29/viii/2012, wasp eclosion date: 10/ix/2012, 16 wasps eclosed. Depository: CNC.

Host data. Gregarious parasitoid of unknown caterpillar in leaf nest on *Smilax spinosa* (Smilacaceae).

Caterpillar and holotype voucher codes. 12-SRNP-13169, DHJPAR0051204.

Paratypes. 15 specimens, same data as holotype, still labelled with 12-SRNP-13169. Depository: CNC.

Etymology. *Bracon melissaespinozae* is named in honor of Melissa Espinoza's proactive and growing abilities as a science reporter for all things ACG for the ACG web site (www.acguanacaste.ac.cr).

***Bracon nelsonzamorai* Sharkey, sp. nov.**

<http://zoobank.org/26E8A237-1A2C-46CC-A876-8062E4525228>

Figure 61

Diagnosics. BOLD:ADB4596. Consensus barcode. ATTTTATATTTTTTATTTGGGATATGAGCTGGGATAATTGGTTTATCAATAAGTTTAAAT TATTCGATTAGAATTAGGGATACCTGGAAGTTTATTAGGTAATGACCAAATTTATAATAGTATAGTTACTGCTCATGCTTTTATTATAATTTTTTTTATAGTTATACCTGTAATATTAGGAGGATTTGGAAATTGATTAATTCCTTTAATATTAGGAGCTCCTGATATAGCTTTCCCTCGTTTAAATAATATAAGATTTTGATTATTAATCCCTTCTTTAATTTTATTAATTTTGAGAA GAATTTTAAATATTGGGGTAGGCACAGGCTGAACTATATACCCCTTTATCGTCTAGATTAGGTCATAGAGGAGTATCTGTTGATTTAGCAATTTTTTCATTACATTTAGCAGGAATCTCTTCTATTATAGGAGCAATAAATTTTATTACCACTATTTTAAATATACATTTATTAATATTTAAATTAAGACCAATTAACCTTATTAATCTGATCAATTTTTATTACA ACTATTTTATTACTATCTTTACCAGTATTAGCTGGAGCTATCACTATACTATTAACA GATCGAAACCTAAAC-----.



Figure 61. *Bracon nelsonzamorai*, holotype.

Holotype ♂. Guanacaste, Sector Cacao, Derrumbe, 10.9292, -85.4643, 1220 meters, Malaise trap, 22/v/2014. Depository: CNC.

Host data. None.

Holotype voucher code. BIOUG29002-G10.

Paratypes. None.

Etymology. *Bracon nelsonzamorai* is named to honor Nelson Zamora for his many years of dedicated curatorial and taxonomic efforts for the growth of the former INBio plant collection, now in the Museo Nacional de Costa Rica, and his furthering the BioAlfa program to DNA barcode all of Costa Rican eukaryote biodiversity, with an emphasis on all of Costa Rica's plant species.

***Bracon nicklaphami* Sharkey, sp. nov.**

<http://zoobank.org/18DDD25E-1899-4827-AD86-FC3CA8767925>

Figure 62

Diagnostics. BOLD:ACP6341. Consensus barcode. AATTTTATATTTT-TATTTGGTATATGATCTGGTATAATTGGTTTATCAATAAGATTAAT-




Figure 62. *Bracon nicklaphami*, holotype.

TATTCGTTTAGAATTAGGTATACCTGGAAGATTATTAAGAAATGAT-
 CAAATTTATAATAGAATAGTCACAGCCCATGCTTTAGTAATGATTTTTT-
 TATAGTTATAACCAATTATATTAGGAGGTTTTGGAAATTGGTTAATTCCTT-
 TAATATTAGGTGCTCCTGATATAGCTTCCCTCGAATAAATAATATAA-
 GATTTTGATTATTAATTCCTTCTTTAATTTTGTTATTATTAAGAA-
 GAATTTTAAATGTAGGTGTAGGAACAGGATGGACATTATATCCTC-
 CTTTATCTTCAAATTTAGGTCATAGAGGTTTATCTGTGGATTTATC-
 TATTTTTTCTATTCATTTAGCTGGAATTTTCATCAATTATAGGTTTCAT-
 TAAATTTTATTACTACAATTTTAAATATACATTTATTAATATTAATAA-
 TAAATTTA-
 GATCAATTAECTTTATTAATTTGATCAATTTTATTACAECTATTTTAT-
 ATTATTATCTTTACCTGTTTTGGCAGGAGCTATTACTATATTATTAECT-
 GATCGTAATTTAAATACTTCATTTTTTGATTTTTTCAGGAGGTGGGGATC-
 CAATTTTATTTCAACATTTATTT.

Holotype ♀. Alajuela, Sector Rincon Rain Forest, Palomo, 10.96187, -85.28045, 96 meters, caterpillar collection date: 24/iv/2014, wasp eclosion date: 4/v/2014. Depository: CNC.

Host data. *Damas immacula* (Hesperiidae) feeding on *Geonoma congesta* (Arecaceae).

Holotype voucher code. DHJPAR0055350.

Paratypes. None.

Etymology. *Bracon nicklaphami* is named in honor of Nick Lapham's long-appreciated contributions to publicity for ACG and GDFCF, and now BioAlfa.

***Bracon ninamasisae* Sharkey, sp. nov.**

<http://zoobank.org/B622D924-8955-4563-8F87-0BAB42A782CE>

Figure 63

Diagnostics. BOLD:ADA4862. Consensus barcode. ATTTTATATTTTTTATTTG-GAATATGATCAGGAATAATTGGTCTATCAATAAGATTAATTATTCGGTTA-GAATTAAGAATACCTGGTAGATTATTAGGTAATGACCAAATTTATAATAG-TATAGTAACAGCTCATGCTTTAATAATAATTTTTTTTTATAGTTATACCAAT-TATATTAGGAGGATTGGAAATTGATTAATTCCTTTAATATTAGGAGCTC-CTGATATAGCTTTCCCACGTTTAAATAATATAAGTTTTTTGACTAT-TAATTCCTTCTTTAATTTTATTATTATTAAGAAGAATTTGAATATAGGAG-TAGGTACAGGTTGAACTTTATACCCACCTTTATCTTTAAGAATTGGT-CATAGAGGTTTATCTGTTGATTTAGCTATTTTTTCTTTACATTTAGCAG-GTATTTCTTCAATTATAGGATCAATTAATTTTATTTCAACTATTT-TAAATATACATTTAAAATCATTTAAAATTAGATCAATTAACATTATTAATTT-GATCAATTTTATTACAACATTTTATTATTATTATCATTACCTGTTT-TAGCAGGAGCAATTACTATA-----.

Holotype ♀. Guanacaste, Sector San Cristobal, Estación San Gerardo, 10.8801, -85.389, 575 meters, Malaise trap, 9/xii/2013. Depository: CNC.



Figure 63. *Bracon ninamasisae*, holotype.

Host data. None.

Holotype voucher code. BIOUG28011-B01.

Paratypes. None.

Etymology. *Bracon ninamasisae* is named to honor Nina Masis for her cheerful participation in the lives and dedication of the Masis + Boshart family as it carried out its vital role in the growth and management of the Guanacaste Dry Forest Conservation Fund and Área de Conservación Guanacaste.

***Bracon oliverwalshi* Sharkey, sp. nov.**

<http://zoobank.org/82D85FD6-06AA-441F-A9CB-F04A7D30D0B6>

Figure 64

Diagnostics. BOLD:ABV9910. Consensus barcode. AATTCTTTATTTTT-TATTTGGTATATGAGCAGGAATATTAGGTTTATCAATAAGATTAAT-TATTCGTTTAGAACTAGGAATACCAGGTAGATTATTAGGGAATGAC-CAAATTTATAATAGAATAGTTACAGCTCATGCTTTTGTATAATTTTTTTT-



Figure 64. *Bracon oliverwalshi*, holotype.

TATAGTTATACCAGTAATAGTTGGAGGGTTTGGGAATTGATTAT-
TACCTTTAATATTAAGGGCCCCTGATATAGCTTTCCCACGTT-
TAAATAATATAAGATTTTGGTTATTAATTCCTTCTTTATTTTATTAT-
TAATAAGAAGAGTATTAATGTAGGTGTTGGTACTGGATGAACAATA-
TATCCTCCTTTGTCTTCTTCTTTAGGTCATAGGGGTATATCAGTTGATT-
TAGCTATTTTCTTTACATATTGCGGGTATTTTCATCAATTTTAGGGGC-
TATAAATTTTATTTCAACTATTTTAAATATACATTTATTAACTTTAAAAT-
TAGATCAATTAACTTTATTTATTTGATCAATTTTATTACAACCTTTGTTAT-
TATTATATCTTTACCAGTATTAGCTGGGGCTATTACCATATTTAACT-
GATCGAAATTTAAATACTTCTTTTGGATTTTCTGGTGGAGGTGAC-
CCAATTTTATTTCAACATTTATTT.

Holotype ♀. Guanacaste, Sector Cacao, Sendero Cima, 10.933, -85.457, 1460 meters, Malaise trap, 9/iii/2009. Depository: CNC.

Host data. None.

Holotype voucher code. DHJPAR0046065.

Paratypes. None.

Etymology. *Bracon oliverwalshi* is named in honor of Oliver Walsh, son-in-law of Karen Sharkey.

***Bracon paulamarinae* Sharkey, sp. nov.**

<http://zoobank.org/941A0A53-E106-41AC-A724-5C14844F3DBC>

Figure 65

Diagnostics. BOLD:ADB2848. Consensus barcode. GTTTTATATTTTT-
TATTTGGTATATGGGCAGGAATAGTAGGATTATCAATAAGATTAAT-
TATTCGATTAGAATTAGGTATGCCTGGCAGATTACTGGGGGAATGAT-
CAAATTTATAATAGGATAGTAACAGCTCATGCTTTTGTAATAATTTTTTT-
TATAGTAATACCAGTTATATTAGGGGGGTTTGGCAATTGATTAATTCCTT-
TAATATTGGGTGCTCCAGATATGGCTTTCCCTCGATTAAATAATATAA-
GATTTTGGTTATTAATTCCTTCTTTAATTTTATTATTATTAAGAA-
GAATTTTAAATGTAGGGGTAGGAACTGGTTGAACAATATACCCTC-
CTTTATCTTCTAATTTAGGACATAGGGGATTGTCAGTTGATTTAGC-
TATTTTTTCTCTACATTTAGCTGGGGCATCTTCAATTATAGGGTC-
TATAAATTTTATTACTACAATTTAAATATACATTTAATAATATTTAAAT-
AGATCAATTAACTTTATTAATTTGGTCAATTTTATTACTACTATTT-
TATTATTATTATCTTTACCAGTTTGTAGCTGGAGCTATTACTATATTAT-
TAACT-----.

Holotype ♀. Guanacaste, Sector Cacao, Derrumbe, 10.9292, -85.4643, 1220 meters, Malaise trap, 9/vii/2015. Depository: CNC.

Host data. None.

Holotype voucher code. BIOUG28824-F05.

Paratypes. None.



Figure 65. *Bracon paulamarinae*, holotype.

Etymology. *Bracon paulamarinae* is named to honor Paula Marin for her cheerful participation in the lives and nutritional health of the Marin and Romero families as they have carried out its vital role in the growth and management of the Guanacaste Dry Forest Conservation Fund and Área de Conservación Guanacaste.

***Bracon rafamoralesi* Sharkey, sp. nov.**

<http://zoobank.org/83AEB11C-410C-420E-BC2E-F7BDE89794F0>

Figure 66

Diagnostics. BOLD:ADB5058. Consensus barcode. ATTTTATATTTTTTATTTG-GTATATGATCAGGTATAGTTGGTTTATCAATAAGGTTAATTATTTCGATTA-



Figure 66. *Brach rafamoralesi*, holotype.

GAATTAGGTTTACCTGGGAGTTTATTAGGTAATGATCAAATTTATAATA-
 GAATAGTTACTGCTCATGCTTTTATTATAATTTTTTTTATAGTTATAC-
 CTGTTATATTAGGGGGGTTTGGTAATTGATTAATTCCTTTAATATTAG-
 GAGCCCCAGATATAGCTTCCCTCGTTTAAATAATATAAGATTTTGGT-
 TATTATTTCTTCTTTAATTTTATTATTATTGAGAAGAATTTAAAT-
 GTTGGTGTAGGCACTGGTTGAACAATATATCCTCCTTTATCATCTAG-

GTTAGGTCATAGAGGTTTATCTGTTGATTTAGCAATTTTTTCTTTA-
 CATTTAGCTGGGGTTTCTTCTATTTTAGGTTCAATAAATTTATTA-
 CAACAATTTTAAACATGCATTTATTAATATTAAGTTAGATCAATTGACTT-
 TATTAATTTGGTCAATTTTTATTACAACCTATTTATTATTATTTGTCCTTAC-
 CTGTTTTGGCTGGTGCTATTACTATATTTATTAACAGAT-----

Holotype ♂. Guanacaste, Sector Pailas Dos, PL12-3, 10.7631, -85.3344, 820 meters, Malaise trap, 19/xii/2013. Depository: CNC.

Host data. None.

Holotype voucher code. BIOUG29288-B07.

Paratypes. None.

Etymology. *Bracon rafamoralesi* is named to honor Rafa Morales, an essential member of the fauna of Sector Orosi of ACG, for his dedication to exploration and management for conservation of ACG Sector Orosi and Estación Biologica Maritza within it.

***Bracon robertofernandezi* Sharkey, sp. nov.**

<http://zoobank.org/E73B1115-BC62-41C6-B5CE-2F8D1F70FE61>

Figure 67

Diagnostics. BOLD:ADC8245. Consensus barcode. GTTTTATATTTTT-
 TATTTGGGATATGAGCTGGCATGCTGGGGTTATCAATAAGATTGAT-
 TATTCGATTAGAATTAGGCATACCAGGAAGAATATTAGGTAATGAT-
 CAAATTTATAATAGTATAGTTACTGCGCATGCTTTTATTATAATTTTTT-
 TATGGTTATACCTATTATAATTGGTGGGTTTGGAAATTGATTACTACCAT-
 TAATATTAGGGGCCCGAGATATGGCATTTCCTCGATTAATAATATAA-
 GATTTTGATTAATTATTCCTGCTTTAATTATATTATTAATAAGTA-
 GAATTTTAAATGTTGGTGTAGGAAGTGGTTGAACTGTTTATCCTC-
 CTTTATCTTCTTCATTGGGGCATAGGGGGATATCTGTTGATTTAGC-
 TATTTTTTCATTACATATAGCTGGAATTTCTTCAATTTTAGGTGCAAT-
 TAATTTTATTACTACTATTTTTAATATACAACTATATTTTAAAATTA-
 GACCAATTAACCTTATTAATTTGATCAATTTTATCACAGTTGTCTTGT-
 TATTATTATCATACCAGTTTTAGCAGGAGCTATTACTATATTATTAAC-
 TACTCGT-----.

Holotype ♀. Guanacaste, Sector Pailas Dos, PL12-2, 10.7634, -85.335, 824 meters, Malaise trap, 30/x/2014. Depository: CNC.

Host data. None.

Holotype voucher code. BIOUG30497-D09.

Paratypes. None.

Etymology. *Bracon robertofernandezi* is named to honor Roberto Fernandez for his previous efforts on behalf of environmental planning for ICE, the National Electric Company, and now his work for BioAlfa the program to DNA barcode all of Costa Rican eukaryote biodiversity.



Figure 67. *Bracon robertofernandezi*, holotype.



Figure 68. *Bracon rogerblancoi*, holotype.

***Bracon rogerblancoi* Sharkey, sp. nov.**

<http://zoobank.org/25BCDF32-AD39-4A13-A507-C1AEB255BC34>

Figures 68, 69

Diagnostics. BOLD:AAA5369. Consensus barcode. AATTTTATATTTTTTATTTG-GTTTATGATCTGGTATAGTTGGATTATCTATAAGTTAATTATTCGTT-TAGAATTAGGTATACCTGGAAGATTATTAAGTAATGACCAAATTTATAATA-GAATAGTTACAGCTCATGCTTTAGTAATAATTTTTTTTATAGTTATAC-CAATTATATTAGGAGGATTTGGTAATTGATTAATTCCTTTAATATTAG-GTGCTCCTGATATAGCTTTCCTCGATTAAATAATATAAGATTTTGATT-ATTAATTCCTTCTTTAATTTTATTATTATTAAGAAGAATTTAAATGTTG-GAGTAGGAACAGGTTGAACTTTATACCCTCCTTTATCTTCAAATT-TAGGTCATAATGGTATATCTGTAGATTTATCTATTTTTTCTTTACATT-TAGCTGGTATTTTATCAATTTATAGGTTTCAATTAATTTTATTACTAC-TATTTTAAATATACATTTATTAACATTAATAATAGATCAATTAACCT-TATTAATTTGATCAATTTTTATTACAACCTATTTTATTATTATTATCTT-TACCTGTTTTAGCAGGRGCTATTACTATATTATTAACCTGATCGTAAT-TTAAATACTTCATTTTTTTGATTTTTTCAGGAGGTGGAGACCCAATTT-TATTTCAACATTTATTT.

Holotype ♀. Alajuela, Sector Rincon Rain Forest, Palomo, 10.96187, -85.28045, 96 meters, caterpillar collection date: 05/vii/2012, wasp eclosion date: 17/viii/2012, 8 wasps eclosed. Depository: CNC.




Figure 69. *Bracon rogerblancoi* (DHJPAR0029037) mass of white cocoons spun by the wasp larvae below their roof-in-common and end-to-end cocoons adjacent to the ultimate instar of a *Morys lydeDHJ01* (Hesperiidae, Hesperinae) caterpillar cadaver in its rolled grass leaf nest (06-SRNP-43580); prepupal larvae exposed by tearing away one wall of the leaf-silk caterpillar nest.

Host data. Gregarious parasitoid of *Lerema liris* (Hesperiidae) feeding on leaves of *Paspalum fasciculatum* (Poaceae) (Fig. 69).

Caterpillar and holotype voucher codes. 12-SRNP-68015, DHJPAR0049816.

Paratypes. Hosts = *Synapte salenus*, *Parphorus storax*, *Morys lydeDHJ01*, *Lerema liris* (all Hesperiidae, Hesperinae). 11 specimens, same data as holotype and DHJPAR0029034, DHJPAR0052239, DHJPAR0051799, DHJPAR0029037, DHJPAR0051186, DHJPAR0029035, DHJPAR0049816, DHJPAR0058162, DHJPAR0058165, DHJPAR0058166. Depository: CNC.

Etymology. *Bracon rogerblancoi* is named to honor Sr. Roger Blanco, former parataxonomist, and Research Program Coordinator, and now the Subdirector of ACG, in recognition of three decades of intense support and facilitation of ACG germination and growth.

***Bracon ronaldzunigai* Sharkey, sp. nov.**

<http://zoobank.org/96760F41-A15A-4D36-A47A-3548DB1E9DC0>

Figure 70

Diagnostics. BOLD:ACR7910. Consensus barcode. GTATTATATTTTTTATTTGGAATATGGGCAGGTATATTAGGTTTATCAATAAGTATAATTATTCGTTTGAATTAGGYAYAGTTGGAAGTTTATTAATAAATGATCAAATTTATAATAGTATTGTTACTTCTCATGCTTTTGTAAATAATTTTTTTTATAGTTATGCTGTAATAGTTGGGGGTTTTGGAAATTGATTATTACCTTTAATGTTAGGATCTCCTGATATAGCTTTTCTCGGTTAAATAATATAAGATTTTGATTACTTATTCCTTCTTTAATTATATATTGTTTAGTAGAGTTTTAAATATTGGTGTGGGGACTGGGTGAACTATATATCCTCCTTTATCTTCTTTATTAGGTCATGGTGGATTGTCAGTAGATTTAGCTATTTTTTCTTTACATATTGCAGGAGTTTCATCAATTTTAGGGGCTATTAATTTTATTTCAACTATTTTAAATATATTTTTATATACTTTAAAAATTAGATCAATTAACCTTTGTTGATTT




Figure 70. *Bracon ronaldzunigai*, holotype.

GATCAATTTTATTACAGCTATTTTGTTATTATTATCTTTACCTGTTT-TAGCAGGCGCTATTACAATACTATTAACAGATCGAAATTTAAAT.

Holotype ♀. Guanacaste, Sector San Cristobal, Estación San Gerardo, 10.8801, -85.389, 575 meters, Malaise trap, 19/v/2014. Depository: CNC.

Host data. None.

Holotype voucher code. BIOUG25142-A09.

Paratype. BIOUG18005-A01. Depository: CNC.

Etymology. *Bracon ronaldzunigai* is named to honor Ronald Zuniga for his many years of dedicated curatorial and taxonomic efforts for the advancement of the former INBio arthropod collection, now in the Museo Nacional de Costa Rica, and his furthering the BioAlfa program to DNA barcode all of Costa Rican eukaryote biodiversity, with an emphasis on Hymenoptera.

***Bracon sigifredomarini* Sharkey, sp. nov.**

<http://zoobank.org/8475D396-33AA-4B22-8250-E1D185CF4D70>

Figure 71

Diagnostics. BOLD:ACG5126. Consensus barcode. TATTTTATATTTTATTGGAATATGAGCTGGGATATTAGGTATATCTATAAGATTAATTATTCGTTTAGAATTAGGGGTACCAGGTAGCTTATTAGGAAATGATCAAATTTATAATAG-



Figure 71. *Bracon sigifredomarini*, holotype.

GATAGTTACTGCTCATGCTTTTGTAATAATTTTTTTTATAGTTATAACCAAT-TATAATTTGGAGGATTTGGAAATTTGATTATTACCTTTAATATTAGGGGCTC-CTGATATAGCATTCCCTCGTTTAAATAATATAAGGTTTTGATTGATTATTC-CTTCTTTAATTTTTATTATTAATAAGAAGAATTTTAAATGTAGGAGTTG-GTACTGGTTGAACAGTTTACCCTCCTTTATCTTCATCTTTAGGACATA-GAGGGCTATCTGTAGATTTAGCAATTTTTTCTTTACATATAGCTGG-TATTTTCATCTATTTTAGGTGCAATTAATTTTATTACAACATTTTTAAATATA-CATTTATTTATTTTGAAATTAGATCAATTAACCTTTATTAATTTGATCAATTTT-TATTACAGTTATTTTATTATTATTATCTTTACCAGTTTTAGCTGGGGCAAT-TACTATATTTAATACTGACCGAAATTTAAATACATCTTTTTTTT-GATTTTTCTGGAGGAGGGGATCCAATTTTATTCCAACATTTATTT.

Holotype ♂. Guanacaste, Sector Santa Rosa, Bosque San Emilio, 10.8438, -85.6138, 300 meters, Malaise trap, 30/vii/2012. Depository: CNC.

Host data. None.

Holotype voucher code. BIOUG05422-G01.

Paratypes. None.

Etymology. *Bracon sigifredomarini* is named to honor Sigifredo Marin for his decades of managerial soul and energy and effort on behalf of Parque Nacional Santa Rosa, Área de Conservación Guanacaste, and then the Guanacaste Dry Forest Conservation Fund projects in and around ACG.

***Bracon tihisiaboshartae* Sharkey, sp. nov.**

<http://zoobank.org/4877A43F-55D1-4003-80FA-A1E1216E0B7F>

Figures 72, 73

Diagnostics. BOLD:AAA5367. Consensus barcode. TGTATTATATTTTTTATTTG-GAATATGAGCYGGAATAATTGGTTTATCAATAAGTTTAATTATTCGTTTGAATTAGGRATAACCAGGTAGTTTAYTAGGTAATGATCAAATTTATAATAG-TATAGTTACAGCKCATGCTTTTATTATAATTTTTTTTATAGTTATACCAG-TAATATTAGGAGGWTTTGGTAATTGATTAGTTCCTTTAATATTAGGT-GCTCCTGATATAGCTTTYCCTCGAATAAATAATATAAGATTTTGATTAT-




Figure 72. *Bracon tihisiaboshartae*, holotype.

TAATTCCTTCATTAATTTTATTATTATTAAGAAGAATTTTAAATGTTGGT-GTAGGRACAGGCTGAACTATTTATCCTCCTTTATCTTCTATAATAGGT-CATAGAGGWATATCTGTRGATTTATCTATTTTYTCTTTACATTTAGCTGG-TATTTCTTCTATTATAGGATCGATTAATTTTATTACAACAATTTTAAATAT-ACATTTATTAATATTA AAAATTAGATCAATTA ACTTTATTTATTTGAT-CAATTTTAT TACA ACTATTTTATTATTAT TATCTTTACCTGTATTAGCAG-GAGCTAT TACTATAYTAT TAACTGATCGAAATTTWAATACTTCATTTTTT-GATTTTTCTGGAGGTGGGGATCCAATTYTATTTCAACATTTATTT. *Bracon tihisiaboshartae* and *B. alejandromasisi* occupy the same BIN. *Bracon tihisiaboshartae* can be differentiated from *B. alejandromasisi* by the color of the metasomal terga: entirely yellow in *B. tihisiaboshartae* and partly black in *B. alejandromasisi*. The two can also be differentiated based on their host caterpillars and style of cocoons, see note below.

Holotype ♀. Guanacaste, Sector Mundo Nuevo, Quebrada Tibio Perla, 10.76261, -85.42979, 330 meters, caterpillar collection date: 17/xi/2013, wasp eclosion date: 1/ xii/2013, 26 wasps eclosed. Depository: CNC.

Host data. Gregarious parasitoid of *Memphis boisduvali* (Nymphalidae) feeding on *Mespilodaphne veraguensis* (Lauraceae) (Fig. 72)

Caterpillar and holotype voucher codes. 13-SRNP-57185, DHJPAR0054608.

Paratype. Host = *Memphis pithyusa*: DHJPAR0040072. Depository: CNC.

Note. *Bracon alejandromasisi* and *Bracon tihisiaboshartae* are placed in the same BIN, but their COI barcodes differ by ca. 1%, and each is reared from different genera



Figure 73. *Bracon tihisiaboshartae* (09-SRNP-56390-DHJ474143.jpg) white-golden cocoons piled together in two masses on the leaf, rather than filling the nest cavity as the case with *Bracon alejandromasisi*; wasp exit hole is in the mass on the left.

of caterpillars (*Consul*, *Memphis*) feeding on very different plants (*Piper*, *Croton*). The cocoons of the former are dark brown and tightly fill the caterpillar nest (Fig. 32), whereas the cocoons of the later are white-golden and form an irregular mass in a much looser leaf roll nest of the host caterpillar, not filling it (Fig. 73). Experience has shown that with this level of difference within ACG ecosystems and hosts, larger sample sizes demonstrate that this species-level taxonomic hypothesis is almost certainly correct.

Etymology. *Bracon tihisiaboshartae* is name in honor of Tihisia Boshart in specific recognition of her rapid and high-quality rendering of artwork for Hymenoptera and Lepidoptera patronyms for major Costa Rican decision-makers helping ACG.

***Bracon wilberthbrizuelai* Sharkey, sp. nov.**

<http://zoobank.org/50707DEB-073E-45C8-AC51-D24B20D256E8>

Figure 74

Diagnostics. BOLD:ADB1539. Consensus barcode. ATTTTATACTTCTTATTCG-GAATATGAGCTGGAATAATTGGTTTATCTATAAGATTAATTATTCGGT-TAGAATTAGGTATACCTGGGAGATTATTAATAAATGACCAAATTTATAATA-GAATAGTCACAGCCCATGCTTTTATTATAATTTTTTTTATAGTTATACCT-GTAATATTAGGAGGGTTTGAAATTGATTAACCCCTTTAATATTAGGT-



Figure 74. *Bracon wilberthbrizuelai*, holotype.

GCTCCTGATATAGCTTTCCCTCGATTAAATAATATAAGATTTTGATTAT-
 TAATTCCTTCTTTAATTTTATTATTATTAAGAAGAATTTTAAATGTTGGGG-
 TAGGAACAGGTTGAACTATATACCCCCCATTTATCATCAAATTTAGGACA-
 CAGAGGTTTATCAGTTGATTTAGCTATTTTTCCTTACATTTAGCAG-
 GAATTTCTTCTATTATAGGGGCAATAAAATTTTATTTCTACTATTTTAAATAT-
 ACATTTATTTACATTAATAATAGATCAATTAACTTTATTTGTTTGATC-
 TATTTTATCACAAC TATTTATTACTATTATCTTTACCAGTTTTAGCTG-
 GTGCTATCACTATATTATTAACAGAT-----.

Holotype ♀. Guanacaste, Sector Pailas Dos, PL12-2, 10.7634, -85.335, 824 me-
 ters, Malaise trap, 2/i/2014. Depository: CNC.

Host data. None.

Holotype voucher code. BIOUG29474-A02.

Paratypes. None.

Etymology. *Bracon wilberthbrizuelai* is named to honor Wilberth Brizuela for his cheerful and always-ready restaurant at Nuevo Zelandia, that has supported many ACG staff and visitors.

Digonogastra Viereck, 1912

Digonogastra is a large and species rich genus restricted to the New World. Members attack larval Lepidoptera and Coleoptera. The generic assignment of many species of *Digonogastra* from *Cyanopterous* is difficult or impossible because the precise limits of the two are not well defined at present.

Digonogastra montylloydi Sharkey, sp. nov.

<http://zoobank.org/3C16F085-9C41-472D-89AD-8BA242602046>

Figure 75

Diagnostics. BOLD:ADD0356. Consensus barcode. ATTTTATATTTT-
 TATTTGGGATGTGATCTGGAATAGTAGGGTTATCAATAAGTTTAAAT-
 TATTCGATTAGAATTAGGAGTTCCTGGAAGGTTATTAGGTAATGAT-
 CAAATTTATAATAGAATAGTTACTGCTCATGCTTTTGTAATAATTTTTT-
 TATAGTTATACCAATTATATTAGGTGGATTTGGAAATTTGGTTAATTCCTT-
 TAATATTAGGTGCTCCTGACATAGCTTTCCCTCGAATAAATAATATAA-
 GATTTTGATTATTAATCCATCTTTATTAATATTATTGTTGAGAG-
 GAATTTTAAATGTGGGTGTAGGTACTGGATGAACAATTTATCCTC-
 CATTATCTTCATTTTTGGGACATGGAGGGATTTCTGTTGATTTAGC-
 TATTTTTTCTTTACATTTGGCTGGTGTTCCTTCAATTATAGGATCAAT-
 TAATTTTATTACAACAATTTTAAATATACGATTATTTTTTTTGAATTA-
 GATCAATTAACTTTATTTATTTGATCAATTTTATTACTACAATTTTATT-
 ATTATTATCTTTACCAGTTTTAGCTGGGGGAATTACTATATTATTAACA-
 GATCGTAATTTAAATACAAC TTTTTTGATTTTTCTGGTGGAGGAGATC-
 CAATTTATTTCAACATTTA.




Figure 75. *Digonogastra montylloydi*, holotype.

Holotype ♀. Guanacaste, Sector Pitilla, Estación Quica, 10.99697, -85.39666, 470 meters, caterpillar collection date 28/iv/2008, wasp eclosion date: 30/iv/2008. Depository: CNC.

Host data. *Oiketicus kirbyi* (Psychidae) feeding on *Byrsonima crassifolia* (Malpighiaceae). The gregarious wasp larvae spin their cocoons inside the bagworm silk and twig nest; the paratypes are sibs of the holotype.

Caterpillar and holotype voucher codes. 08-SRNP-70260, DHJPAR0028324.

Paratypes. Host = same as holotype: DHJPAR0028320, DHJPAR0028321, DHJPAR0028322, DHJPAR0028323. Depository: CNC.

Etymology. *Digonogastra montylloydi* is named in honor of Monty Lloyd's long-appreciated contributions to publicity for ACG, GDFCF, and now, BioAlfa.

***Digonogastra montywoodi* Sharkey, sp. nov.**

<http://zoobank.org/0BE3373C-9A72-461F-A0B9-295C9F8F0B18>

Figure 76

Diagnostics. BOLD:ADJ0327. Consensus barcode. TATATTATATTTTT-TATTTGGTATATGAGCTGGAATAATTGGTTTGTCTATAAGATTAAT-




Figure 76. *Digonogastra montywoodi*, holotype.

TATTCGTTTAGAGTTAGGTATAACGGGTAGAATATTAAATAATGAT-
 CAAATTTATAATAGAATAGTTACTGCTCATGCTTTTATTATAATTTTTT-
 TATGGTTATACCTATAATAGTAGGTGGATTTGGGAATTGATTAACACCTT-
 TAATATTAGGGGCTCCTGATATGGCTTTCCCACGAATAAATAATATAA-
 GATTTTGGTTATTGGTTCCTTCAATTTTATTATTAATATTAAGAA-
 GAATTATAAATATTGGAGTAGGTACTGGATGAACAATATATCCTC-
 CTTTATCTTCTTTATTAGGACATAGTGGAATTCAGTTGATTTAG-
 CAATTTTTCTTTACATTTAGCGGGGGTTTCTTCAATTATAGGTTCAAT-
 TAATTTTATTTCAACAATTTTAAATATACGTTTATTTTATTTAAAATTA-
 GATCAATTAACCTTTATTTATTTGATCAATTTTATTACAACAATTTTGTT-
 ATTATATCTTTACCTGTTTGGCGGGGGGTATTACTATGTTATTAAC-
 GATCGTAATTTAAATCTACATTTTGTGATTTTCTGGAGGAGGAGATC-
 CAATTTTATTTCAACATTTATTT.

Holotype ♀. Guanacaste, Sector Pailas, Catarata Borinquen, 10.817721, -85.390465, 945 meters, 29/i/2017, light-trapped. Depository: CNC.

Host data. None.

Holotype voucher code. DHJPAR0061034.

Paratypes. None.

Other material. A specimen from Panama is in the same BIN and is likely conspecific.

Etymology. *Digonogastra montywoodi* is named in honor of Monty Wood's (RIP) long-appreciated contributions to publicity for ACG, GDFCF, and now, BioAlfa.

***Digonogastra motohasegawai* Sharkey, sp. nov.**

<http://zoobank.org/D2C90F51-7D9F-4C1C-997D-28F4A4AAEAD5>

Figure 77

Diagnostics. BOLD:ADJ4657. Consensus barcode. GATATTGTATTTTTTATTTG-GTATATGGGCTGGGATAGTTGGTTTATCAATAAGATTAATTATTCGTT-TAGAGTTGGGGATACCTGGAAGGATGTTAGGTAATGATCAAATTTA-TAATAGAATAGTGACGGCACATGCTTTTGTAAATAATTTTTTTTATAGT-TATAACCAGTAATATTGGGGGGGTTTGGAAATTGGTTAATCCAT-TAATGTTAGGGGCTCCTGATATAGCTTCCCTCGAATAAATAATATAA-GGTTTTGATTACTTATTCCTTCAATTTTATTATTATTATTAAGAA-GAATTTTAAATATTGGRGTAGGTACAGGGTGAAGCTGTTTATCCTC-CTTTATCTTCATCTTTAGGACATAGAGGGGTATCAGTTGATTTAGC-TATTTTTTCTTTACATTTAGCTGGTGTTCCTTCTATTATAGGGTCAAT-TAATTTTATTACAACAATTTTAAATATACGTTTATTTTTTTTAAATTA-




Figure 77. *Digonogastra motohasegawai*, holotype.

GATCAATTAAC TTTATTTATTTGATCAATTTTTATTACAACAATTTTATT-
GTTATTATCTTTACCTGTTTTGGCAGGGGGAATTACAATACTATTAACA-
GATCGAAATTTAAATACAACATTTTTTGATTTTTCTGGGGGAGGGGATC-
CTGTTTTGTTTTCAACATTTATTT.

Holotype ♀. Guanacaste, Sector Pailas, Catarata Borinquen, 10.817721, -85.390465, 945 meters, 29/i/2017, light-trapped. Depository: CNC.

Host data. None.

Holotype voucher code. DHJPAR0061037.

Paratypes. DHJPAR0061039. Depository: CNC.

Etymology. *Digonogastra motohasegawai* is named in honor of Moto Hasegawa's long-appreciated contributions to publicity for ACG, GDFCF, and now, BioAlfa.

***Digonogastra natwheelwrighti* Sharkey, sp. nov.**

<http://zoobank.org/72B00897-B561-47A8-B2A0-BA7BC73DDE83>

Figure 78

Diagnosics. BOLD:ADM7321. Consensus barcode. AATATTGTATTTTT-
TATTTGGTATGTGAGCTGGTATAGTTGGATTATCAATAAGGTTGAT-



Figure 78. *Digonogastra natwheelwrighti*, holotype.

TATTCGTTTAGAATTAGGTATAACCAGGGAGTTTATTAGGTAATGATCA-
 GATTTATAATAGTATAGTAACTGCTCATGCTTTTATTATAATTTTTTTT-
 TATGGTTATACCTATTATATTAGGGGGATTGGGAATTGATTAATTCCTT-
 TAATATTGGGGGCCCCAGATATAGCTTTTCCTCGAATAAATAATATAA-
 GATTTTGATTACTTATTCCTTCTATTTTGTTGTTATTATTAAGGA-
 GATTTATAAATATTGGGGTGGTACAGGATGGACAGTTTATCCTC-
 CTTTATCTTCTTCTTTGGGGCATAGGGGTATTTTCAGTTGATTTAG-
 CAATTTTTCTTTACATTTAGCTGGTATTTCTTCAATTATGGGGTCAAT-
 TAATTTTATTTCTACTATTTTAAATATACATTTATTTTTTTTAAATTA-
 GATCAGTTAACTTTGTTTATTTGATCAATTTTTATTACAACAATTTTATT-
 GTTATTATCTTTACCTGTTTTAGCTGGGGGTATTACTATATTATTAACG-
 GATCGTAATTTAAATACAACTTTTTTTGATTTTTTCGGGGGGGGGAGATC-
 CTATTTTATTTCAACATTTATTT.

Holotype ♀. Guanacaste, Sector Pailas, PDL#5, 10.7627, -85.334, 825 meters, 4/i/2014, light-trapped. Depository: CNC.

Host data. None.

Holotype voucher code. DHJPAR0062413.

Paratypes. None.

Etymology. *Digonogastra natwheelwrighti* is named in honor of Nat Wheelwright's long-appreciated contributions to publicity for ACG, GDFCE, and now, BioAlfa.

***Digonogastra nickgrishini* Sharkey, sp. nov.**

<http://zoobank.org/DB0F73B8-9C0F-4D51-AFB8-19FC44B991F0>

Figure 79

Diagnostics. BOLD:ADJ3490. Consensus barcode. GGTATTATATTTTT-
 TATTTGGGATGTGATCAGGAATATTAGGTTTATCAATAAGAATAAT-
 TATTCGTTTAGAATTAGGGATAACCAGGAAGAATATTAGGTAATGAT-
 CAAATTTATAATAGAATAGTTACTATTCATGCTTTTATTATAATTTTTTTT-
 TATAGTTATACCAATTATATTAGGTGGATTGGTAATTGATTAATTCCT-
 TAATATTAGGGGCACCTGATATGGCTTTCCCTCGAATAAATAATATAA-
 GATTTTGATTAATTATTCCTTCTTTAATGTTATTATTATTAAGAA-
 GGGTAATAAATGTTGGAGTAGGAACTGGTTGAACATATATCCTC-
 CTTTATCATCATTTTTAGGTCATGGAGGAATATCAGTTGATTTAT-
 CAATTTTTCTTTACATTTGGCTGGAATTTCTTCAATTATGGGTGCAAT-
 TAATTTTATTACAACATTTTAAATATACGTTTATTTTTTTTAAAGTTA-
 GATCAGTTAACTTTATTTATTTGATCAATTTTTATTACTACAATTTTAT-
 TATTATTATCATTACCAGTTTTAGCTGGTGGAATTACAATATTATTAAC-
 TACTGTAATTTAAATACTACATTTTTTTGATTTTTCTGGAGGGGGGATC-
 CAATTTTATTTCAACATTTATTT.

Holotype ♀. Guanacaste, Sector Pailas, Catarata Borinquen, 10.817721, -85.390465, 945 meters, 29/i/2017, light-trapped. Depository: CNC.




Figure 79. *Digonogastra natwheelwrighti*, holotype.

Host data. None.

Holotype voucher code. DHJPAR0061042.

Paratypes. None.

Etymology. *Digonogastra nickgrishini* is named in honor of Nick Grishin's long-appreciated contributions to publicity for ACG, GDFCF, and BioAlfa.

Chapter 4: Cheloninae

Cheloninae have been viewed as solitary, koinobiont, egg-larval parasitoids, i.e., lay one egg in the egg of the host and delaying development until the host caterpillar is nearing maturity (van Achterberg 1990b; Shaw and Huddleston 1991; Shaw 1997; Hanson and Gauld 2006). Contrary to this generalization, of the 60 species reared by the inventory, *Chelonus motohasegawai* [2 records] (Fig. 81), *Chelonus michellevanderbankae* [13 records] (Figs 82, 83), and *Chelonus nataliaivanovae* [3 records] (Fig. 84) are gregarious. It is not known if these species are injecting multiple eggs into an egg of the host, or if the wasp eggs are polyembryonic. The question is complicated because oviposition behavior of Cheloninae is based on few records (Shaw and Huddleston



Figure 80. Cocoon of *Chelonus rodrigogamezi* (DHJPAR0050074).



Figure 81. Cocoons of *Chelonus motohasegawai* in the remains of the host caterpillar pupal chamber spun between sides of a plastic rearing bag (DHJPAR0042920).

1991). It is not even known if all chelonines are egg-larval parasitoids. For example, there are no rearing records for Adeliini and most of the less common chelonine genera such as *Pseudophanerotoma* and *Ascogaster*.

Quicke et al. (2012) noted that when gene trees of the barcode region of COI are the product of species-rich samples, they are impressively accurate in recapitulating



Figure 82. Multiple white larvae of *Chelonus michellevanderbankae* (DHJPAR0029134) inside its translucent host caterpillar (05-SRNP-30968).



Figure 83. Cocoons of *Chelonus michellevanderbankae*, (DHJPAR0039447); all larvae emerged from a single caterpillar (see Fig. 82).

the assumed phylogeny. Four of the six included genera are effectively monophyletic in the COI neighbor-joining tree (Suppl. material 3), and we obtained the same result with a multilocus tree that included extensive outgroups (not illustrated). Only two species cause the lack of monophyly for *Pseudophanerotoma*: *Pseudophanerotoma allisonbrownae* and *Pseudophanerotoma bobrobbinsi*. These are both nested within *Phanerotoma* in the tree (Suppl. material 3). *P. bobrobbinsi* is well nested within *Phanerotoma* even though it has all of the other characteristics of *Pseudophanerotoma*, other than being somewhat unusual in its dark coloration (Fig. 205). *Pseudophanerotoma*



Figure 84. Prepupae of *Chelonus nataliaivanovae* (DHJPAR0035559) inside the pupal chamber of a single caterpillar of its host (*Anacrusis turrialbae* 09-SRNP-44104) after the leaf ceiling was lifted off. The head and thorax capsule of the caterpillar are inside the ring of prepupae in the cocoons that they have spun; a yellow meconial pellet is at the posterior end of each cocoon.

allisonbrownae is placed as the sister to all *Phanerotoma* and its generic affiliation is somewhat questionable. Unlike all other members of *Pseudophanerotoma*, the second submarginal cell of the forewing does not intersect vein 1RS+M. Instead, it meets the junction of 1RS+M and crossvein cu-a. Furthermore, the origin of 1RS+M is close to vein M rather than high in the parastigma. However, unlike all members of *Phanerotoma*, *Pseudophanerotoma allisonbrownae* has more than 21 flagellomeres. We prefer to rely on this single character due to its clear definition and lack of intermediates. With these comments in mind, the New World genera may be identified using the key below.

All reared Cheloninae reported here are parasitoids of wild-caught leaf rolling and webbing “Microlepidoptera” caterpillars and none from “macrocaterpillars” even though there are 550+ species of leaf-sheltering or leaf-nest Hesperidae caterpillars in the rearing inventory (Janzen et al. 2011). The 66 reared species are derived from a sample of ca. 1,170 caterpillars among 719,000 “wild-caught then lab-reared” caterpillars of ca. 5,000 species over 40 years (1978–2018 inclusive) in all ACG ecosystems and habitats. However, if we restrict the summaries to the leaf-rolling and webbing “small” caterpillars in the ACG inventory (Crambidae, Gelechiidae, Depressariidae, Thyrididae, Oecophoridae, Tortricidae, Choreutidae, Immidae, Gracillariidae), the available sample is ca. 107,000 caterpillars of ca. 2,700 species. Because chelonine parasitization is both obvious and restricted, we can offer these generalizations, but further inventory is required to offer this for other subfamilies

Dan Boyce (1936) observed that a species of *Ascogaster* pupated within the pupal chamber of the host, and that has become the universal truth applied to all chelonines

(Hanson and Gauld 2006). The ACG rearing experience has confirmed this for all species of Cheloninae reared by the inventory, though the host pupal chamber ranges from a silk cocoon on a leaf surface to between two leaf surfaces silked together by the caterpillar. It is quite commonplace for the feeding caterpillar to live between two leaves lightly silked together, which then become the roof and floor of the chamber into which the wasp larva spins its cocoon after emerging from the prepupal caterpillar (or an earlier stage, whichever the case may be).

In some cases where there are many records for a single species of reared Cheloninae, this is because the host caterpillars are often gregarious and live in a sloppy mass of silked-together leaves. Presumably, the female moth lays a large mass of 50–200 eggs, and when a female chelonine wasp finds it, it has the opportunity to oviposit into many eggs. The consequence is that the eclosing wasps will be sibs (e.g., *Pseudophanerotoma alexsmithi*, *Chelonus sujeevanratnasinghami*, *Chelonus scottshawi*, *Chelonus gustavogutierrezii*).

The ACG rearing inventory has found that an identification trait of most chelonine cocoons is that they are squared at both apices, as shown in Fig. 80. This is diagnostic for most reared ACG members of the subfamily, with the occasional exception such as *Chelonus michellevanderbankae* (Fig. 83).

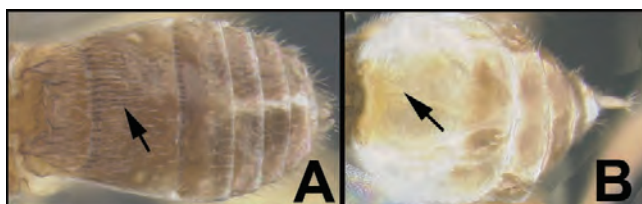
All *Adelius* and most *Ascogaster* and *Phanerotoma* were captured with Malaise traps and rarely reared. In part, this is because they may be parastioids of caterpillars that are miners in leaf tissue, rather than exposed in a leaf-silk webbing. For practical reasons, leaf-mining caterpillars are rarely reared in the ACG, remaining for further development of the inventory. For the Cheloninae NJ tree, see Suppl. material 3.

Key to New World genera of Cheloninae


- 1 A. RS of forewing not reaching wing margin; small specimens usually under 2 mm..... 2
- B. RS of forewing reaching wing margin; specimens usually longer than 2 mm..... 3



- 2 (1) A. First two metasomal terga sculptured; Nearctic..... *Paradelius*
- B. First two metasomal terga not or only weakly sculptured; widespread..... *Adelius*



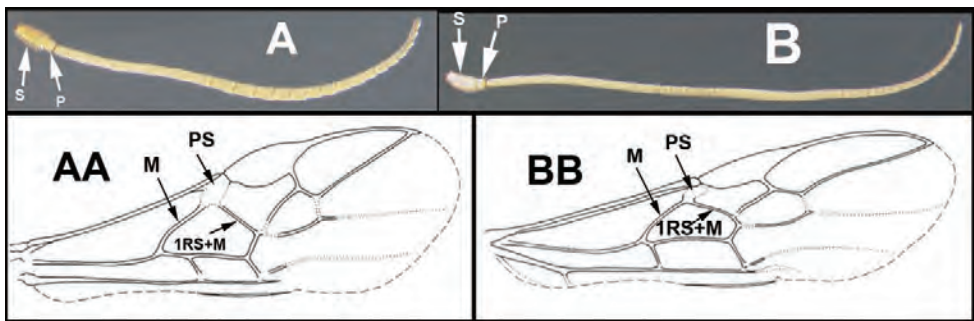
- 3(1) A. Metasomal carapace with two traverse depressions on..... 4
- B. Metasomal carapace without two traverse depressions 10



- 4(3) A. Forewing crossvein cu-a and vein M meeting or almost so; occipital carina incomplete dorsally; Chile, rare..... *Leptochelonus*
- B. Forewing crossvein cu-a originating far distal to M; occipital carina complete dorsally; widespread, common..... 5




- 5(4) A. Antenna with 23 antennal articles, including scape (S) and pedicel (P). AA. 1RS+M vein well distant from vein M and intersecting parastigma (PS)... 6
- B. Antenna with more than 23 antennal articles including scape (S) and pedicel (P). BB. 1RS+M vein intersecting vein M or parastigma (PS) very close to vein M..... 8



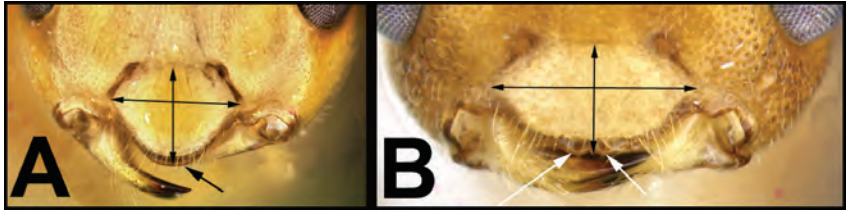
- 6(5) A. Clypeus without teeth or rounded protuberances; Neotropical, rare *Phanerotomoides*
- B. Clypeus with two or more teeth or rounded protuberances; widespread, common 7




- 7(6) A. Metasomal carapace decurved apically and covering all segments; wide-spread, common. *Phanerotoma*
- B. Metasomal carapace relatively flat apically and not covering all segments; Neotropical, rare *Huseyinia*



- 8(5) A. Clypeus ca. as long as wide and without teeth or rounded protuberances; Neotropical, rare. *Furcidentia*
- B. Clypeus distinctly wider than long and with teeth or rounded protuberances (the latter sometimes very weak) 9



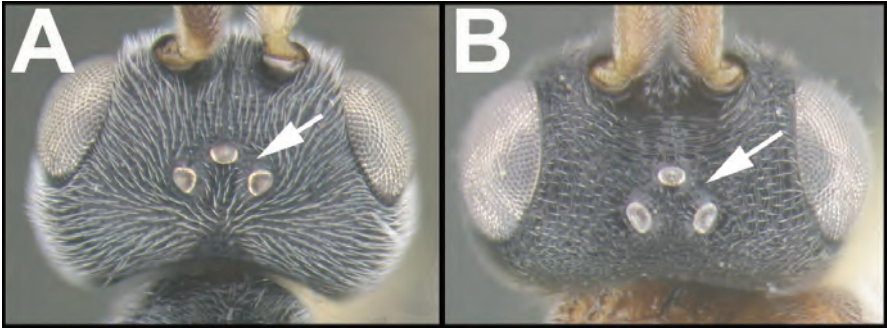
- 9(8) A. Latero-posterior margin of carapace with two large teeth; Neotropical; rare *Dentigaster*
- B. Latero-posterior margin of carapace without pair of large teeth; wide-spread; relatively common *Pseudophanerotoma*



- 10(3) A. Forewing 1-SR+M absent *Chelonus*
- B. Forewing 1-SR+M present 11



- 11(10) A. Ocelli forming an isosceles triangle..... *Ascogaster*
 – B. Ocelli forming an equilateral triangle *Leptodrepana*



Adelius Haliday, 1833

Adelius is worldwide in distribution. Hosts are leaf-mining Lepidoptera, e.g., Nepticulidae. Shimbori et al. (2019) revised the New World species of *Adelius* and included 19 species, seven of which are from Costa Rica.

Adelius adrianguadamuzi Sharkey, sp. nov.

<http://zoobank.org/647A5D50-F635-482C-AC34-B6A6796C4E87>

Figure 85

Diagnostics. BOLD:ADF7277. Consensus barcode. ATTTTATATTTTATATTTGGTATTTGATCAGGTGGTTTAGGTTTATCACTAAGAATAATAATTCGTATAGAATTAAGAACAGTAGGAAGTTATTTGGGTAATGATCAAATTTATAATAGAATTGTAACCTTCATGCTTTTGTGATAATTTTTTTATAGTTATACCAATTATAATTGGTGGATTTGGTAATTGGTTAATCCATTAATAGTAATAAGACCTGATATATCATTTCCCTCGAATAAATAATATGAGATTTTGATTATTAATTCCTTCTTTATTTTATTGATTATGAGAAGATTTGTAAATGTTGGTGTAGGTACAGGATGAACAGTTTATCCTCCTTTATCTTTAATTATAGGTCATGGTGGTGTAGCTGTAGATTTATCAATTTTTCTTTACACTTAGCTGGGATTTTCATCAATTATGGGTGCTATAAATTTTATTGT-TACAATTTTTAATAGATCAATATTAATAAATATTTAATAAAATTTCTTTATTTTGTTGATCTGTTTTATTACAGCTTTTTTATTGCTATTATCTTTACCAGTATTAGCTGGGGCTATTACTATATTATTAACCTGAT-----
 ----- . Similar to *A. excelsus* Bortoni and Shimbori, but differs slightly in color, and the hind tibia is much more swollen in *A. adrianguadamuzi*.

Holotype ♀. Guanacaste, Sector Cacao, Derrumbe, 10.9292, -85.4643, 1220 meters, 18–25/x/2014, Malaise trap. Depository: CNC.

Host data. None.

Holotype voucher code. BIOUG31661-B07.




Figure 85. *Adelius adrianguadamuzi*, holotype **A** BOLD image **B** mounted image.

Paratypes. None.

Note. The holotype and all but one paratype of *A. excelsus* are from high elevation localities in Colombia. The paratype of *A. excelsus* from Costa Rica is likely to be a member of *A. adrianguadamuzi* in the opinion of MJS.

Etymology. *Adelius adrianguadamuzi* is named to honor Sr. Adrian Guadamuz of GDFCF and ACG for his many years as a dedicated plant parataxonomist, and Malaise and mouse live trapper for ACG.

Adelius gauldi Shimbori & Shaw, 2019

Diagnostics. BOLD:ACJ2315. Image available on BOLD.

Host data. None.

Material examined. ♀, Guanacaste, Sector Santa Rosa, Bosque San Emilio, 10.8438, -85.6138, 300 meters, 16–23/iv/2012, Malaise trap. BIOUG07619-D09, BIOUG18398-G03.

Adelius janzeni Shimbori & Shaw, 2019

Diagnostics. BOLD:ACJ2270. Image available on BOLD.

Host data. None, Malaise trap.

Material examined. ♀, Guanacaste, Sector Santa Rosa, Bosque San Emilio, 10.8438, -85.6138, 300 meters, 16–23/iv/2012, Malaise trap. BIOUG07614-F11.

Ascogaster Wesmael, 1835

No described species of *Ascogaster* are documented from Costa Rica, and only two species are recorded from the Neotropics, i.e., Peru and Uruguay, though there are probably a few hundred species undescribed. Numerous lepidopteran families serve as

hosts. Here we add records from Tortricidae and Depressariidae, neither of which is a new family record.

Ascogaster gloriasihazarae Sharkey, sp. nov.

<http://zoobank.org/40E59D9E-D1CA-43DF-8187-D3C4DE6FE121>

Figure 86

Diagnostics. BOLD:ADA4144. Consensus barcode. ATTTTATATTTTATTTTGG-
GAATTTGATCAGGTATATTTGGTTTATCTTTAAGTCTAATTATTCGAATA-




Figure 86. *Ascogaster gloriasihazarae*, holotype.

GAATTAAGGTTCGGTTACAGCTTATTTAGGTAACGATCAAATTTATAACA-
GGTTAGTTACAATACATGCTTTTATTATAAATTTTTTTTATAGTTATAC-
CAATTATAATTGGTGGTTTTGGAAATTGATTAGTTCCTTTAATATTAG-
GTGGTCCTGATATATCATTTCCTCGAATAAATAATATAAGTTTTTGGAT-
TATTAATTCCTTCACTTTTTTTATTGATTATAAGAAGTTTTTGAAATG-
TAGGTGTGGGTACAGGATGAACAGTTTATCCTCCTTTATCATTAAAT-
TATTGGGCATGGTGGGGTATCAGTTGATATTAGAATTTTTTCTT-
TACATATAGCTGGAATATCTTCTGTAATAGGTGCATTAAATTTTTATTG-
TAACAATTATAAATATATGAATTGGAGTAAAATATATAGATAAATTTGTCTT-
TATTCACTTGATCAGTTTTTTATTACAGCTATTTTATTATTACTATCCTT-
GCCTGTTTTAGCTGGTGCAATTACTATATTATTAAGTATCGAAATTTTA
AT-----.

Holotype ♂. Alajuela, Sector San Cristobal, Estación San Gerardo, 10.8801, -85.389, 575 meters, 16–23/xii/2013, Malaise trap. Depository: CNC.

Host data. None.

Holotype voucher code. BIOUG28068-C02.

Paratypes. None.

Etymology. *Ascogaster gloriasihazarae* is named to honor Sra. Gloria Sihezar of GDFCF and ACG for three decades of outstanding parataxonomist inventory of ACG biodiversity.

***Ascogaster grettelvegae* Sharkey, sp. nov.**

<http://zoobank.org/D75F27FE-F2B1-4AFD-BD59-0E59B1783315>

Figure 87

Diagnostics. BOLD:ABX8525. Consensus barcode. TATTTGGACTATCTT-
TAAGTTTAATTATTCGAATAGAATTAAGTTCTATTACTTCTTATT-
TAGGTAATGATCAGATTTATAATAGAGTAGTTACTCTACATGCATT-
TATTATAAATTTTTTTTATAGTTATAACCTATTATAAATTGGCGGTTTTG-
GAAATTGGTTGGTTCCTTTAATGTTAGGAGGACCAGATATATCATTTC-
CTCGAATAAATAAATTTAAGATTTTGATTGTTAGTACCTTCAATTATTTTT-
ATTAATTAATAGAAGTTTTATTAATGTAGGGGTAGGAACAGGATGAACT-
GTATATCCGCCTTTATCTCTTATAAATTGGCCATAGAGGAGCTTCTG-
TAGATTTAAGTATTTTTTCTTTGCATTTAGCTGGAATATCCTCTAT-
TATAGGGGCTGTAAATTTTTATTGTTACTATTTTAAATATAAGTTTTA-
GATTTAAAATATAGATAAATTTCTTTGTTTGTGTGATCAATTATAAT-
TACTGCAATTTTATTACTTCTATCTTTACCTGTCTTAGCAGGTGCAAT-
TACTATATTATTAACAGATCGAAATTTAAATACTAGATTTTTTTGACCC-
CTCAGGGGGCGGTGATCCAATTTTATATCAACATTTATTT.

Holotype ♂. Guanacaste, Sector San Cristobal, Tajo Angeles, 10.865, -85.415, 540 meters, caterpillar collection date: 13/i/2011, wasp eclosion date: 05/ii/2011. Depository: CNC.

Host data. *Episimus ortygia* (Tortricidae) feeding on *Vismia baccifera* (Hypericaceae).




Figure 87. *Ascogaster grettelvegae*, holotype.

Caterpillar and holotype voucher codes. 11-SRNP-180, DHJPAR0043010.

Paratypes. None.

Etymology. *Ascogaster grettelvegae* is named to honor Sra. Grettel Vega of SINAC for her support of BioAlfa as Director of SINAC, Costa Rica's National System of Conservation areas.

***Ascogaster guillermopereirai* Sharkey, sp. nov.**

<http://zoobank.org/AC1B5BAE-45B0-4461-A606-5346E33BA829>

Figure 88

Diagnostics. BOLD:ACJ4048. Consensus barcode. AATTTTATATTTTATATTTG-GAATTTGATCAGGAATAAATGGATTATCTTTAAGTTTATTAATTCGTATA-GAATTAAGTTCAGTTTCTTCTTATTTAGGTAATGATCAAATTTATAATA-GAATTGTAACATAACATGCTTTTATTATAAATTTTTTTTATAGTTATAC-CTATTATAAATTGGAGGCTTCGGAAATTGATTAGTTCCTTTAATATT-AGGGGCTCCTGATATATCTTCCCTCGATTGAATAATTTGAGATTTT-GATTATTAATTCCTTCACTTTTTTTTTTATTAATTGGTGTTATTTT-GAATTCAGGAGTTGGAAGTGGATGAACAGTTTATCCACCGTTGTCAT-TAGGTATTTATCATAGAGGTATTTCTGTAGATTTAAGTATTTTTTCTT-



Figure 88. *Ascogaster guillermopereirai*, holotype.

TACATATAGCTGGAATATCTTCAATTTTAGGGGCCTTAAATTTTATTAT-
TACTATTTATTGTATATGGTTAGGTTCAAAAAATATGGATAAGTTATCTT-
TATTTGTTTGATCAGTAATAATTACTGCATTTTATTAATTACATCTT-
TACCAGTTCTAGCAGGCGCAATTACTATATTATTAAGTATCGTAAT-
TTAAATACTAGATTTTGTGATCCTTCTGGTGGTGGTATCCTGTTTAT-
TATCAACATTTATTT.

Holotype ♂. Alajuela, Sector San Cristobal, Rio Blanco Abajo, 10.90037-85.37254, 500 meters, caterpillar collection date: 27/ix/2012, wasp eclosion date: 15/x/2012.

Host data. *Mictopsichia* Janzen330 (Tortricidae) feeding on *Marcgravia nepenthoides* (Marcgraviaceae).

Caterpillar and holotype voucher codes. 12-SRNP-5277, DHJPAR0051332.

Paratype. Host = *Mictopsichia* Janzen330: DHJPAR0051327.

Etymology. *Ascogaster guillermopereirai* is named to honor Sr. Guillermo Pereira of GDFCF and ACG for his many decades as a dedicated inventory parataxonomist, Malaise and mouse live-trapper, and specimen processor for ACG.

***Ascogaster gustavocheverrii* Sharkey, sp. nov.**

<http://zoobank.org/BFE71690-5F48-4078-BDB1-78A58E988C6E>

Figure 89

Diagnostics. BOLD:AAL0574. Consensus barcode. TATTTTATATTTTATATTTG-GAATTTGATCTGGTATAGTTGGTTTATCCTTAAGTTTATTAATTTGTATA-GAATTAAGATTAGTTTCTTCTTATTTAGGTAATGATCAAATTTATAATA-GAGTAGTTACTATACATGCTTTTATTATAAATTTTTTTTATAGTTATAC-CAATTATAAATTGGCGGTTTCGGAAATTGATTAGTTCCTTTAATATT-AGGAGCTCCTGATATGTCTTTTCCTCGTTTAAATAATTTAAGTTTTTC-GACTTTTGGTTCCTTCTCTATTTTATTCAATATTAAGAGGTATTT-TAAATACTGGGAATGGTACAGGATGAACAGTATATCCACCATTATCAT-TAGGAATATATCATAGAGGTATTTCTGTAGATCTTAGAATTTTTTCTTTA-CATATAGCTGGTATATCATCAATTTTAGGAGCTTTAAATTTTATTATTAC-TATTTATTGTATATGAATTGGTTTTAAAAATATAAATAAATTATCATTAT-WTGTTTTGATCTGTATTAATTAATACTTTTATTAAATTAACATCTTTACCT-GTATTAGCAGAAGCTATTACTATATTATTAACCTGATCGTAATTTAAATACT-AGATTTTTTGATCCATCTGGTGGAGGAGATCCTGTATTATATCAACATTT.

Holotype ♀. Alajuela, Sector San Cristobal, Sendero Huerta, 10.93, -85.372, 527 meters, caterpillar collection date: 18/xi/2013, wasp eclosion date: 12/xii/2013. Depository: CNC.

Host data. *Megalota crassana* (Tortricidae) feeding on *Croton schiedeanus* (Euphorbiaceae).

Caterpillar and holotype voucher codes. 13-SRNP-6613, DHJPAR0054560.




Figure 89. *Ascogaster gustavocheverrii*, holotype.

Paratypes. Hosts = *Megalota ochreoapex*, *Megalota spinulosa*, *Megalota simpliciana*, *Megalota delphinosema*, *Megalota crassana*. DHJPAR0042852, DHJPAR0042856, DHJPAR0045414, DHJPAR0046941, DHJPAR0049003, DHJPAR0053678, DHJPAR0054566, DHJPAR0062572. Depository: CNC.

Etymology. *Ascogaster gustavocheverrii* is named to honor Sr. Gustavo Echeverri for his thousands of hectares donated to ACG and financial support of the ACG Biological Education Program.

***Ascogaster katyvandusena* Sharkey, sp. nov.**

<http://zoobank.org/92F7806C-A676-43EF-8A14-DDA750B864F>

Figure 90

Diagnostics. BOLD:AAK1026. Consensus barcode. AATTTTGTATTTT-TATTTGGCATTTGATCCGGTGTATTTGGGTTGTCTTTAAGATTAAT-TATTCGAATAGAATTAAGTTCAGTCACTTCTTATTTAGGTAATGATCAGATTTATAATAGTATTGTCACCCTTCATGCATTTATTATAATTTT-TATAGTTATAACCAATTATAATTGGAGGTTTTGGAAATTGATTAGTTCCTTTAATGTTAGGGGGTCCAGATATATCATTCCTCGTATAAATAATT-TAAGATTTTGATTATTGGTTCCTTCAATTATTTACTAATTAATAGAA-




Figure 90. *Ascogaster katyvandusena*, holotype.

GTTTTATTAATGTTGGGGTAGGGACAGGATGAACTGTTTATCCAC-
CTTTATCTCTTATTATTGGACATAGAGGAGCTTCTGTAGATATAA-
GAATTTTTCTTTACATTTAGCTGGTATATCTTCAATTATAGGGGCTG-
TAAATTTTATTGTTACTATTTTAAACATAAGATTTAGGTTTAAAAATATG-
GATAAATTTCCCTTTATTTGTTTGATCAATTATAATTACTGCAATTTTAT-
TATTATTATCTTTACCTGTTTTAGCAGGTGCAATTACTATATATTAACA-
GATCGAAATTTAAATAACAAGTTTTTTTTGACCCTTCAGGGGGGGGAGAC-
CCAATTTTATATCAGCATTATT.

Holotype ♂. Guanacaste, Sector San Cristobal, Tajo Angeles, 10.865, -85.415, 540 meters, caterpillar collection date: 18/viii/2010, wasp eclosion date: 31/viii/2010. Depository: CNC.

Host data. *Megalota spinulosa* (Tortricidae) feeding on *Croton schiedeanus* (Euphorbiaceae).

Caterpillar and holotype voucher codes. 10-SRNP-4345, DHJPAR0055824.

Paratype. Host = *Amorbia decerpтана*: DHJPAR0035314. Depository: CNC.

Etymology. *Ascogaster katyvandusenae* is named to honor Mrs. Katy Van Dusen of Monteverde and Cuajiniquil for her decades of support of ACG activities with birds and marine projects, and chief collaborator with Frank Joyce.

***Ascogaster luisdiegogomezi* Sharkey, sp. nov.**

<http://zoobank.org/4536F2C5-83FB-41FF-8D49-19D61C2DB7F0>

Figure 91

Diagnostics. BOLD:ACC1221. Consensus barcode. AATTTTGTATTTT-
TATTTGGTATTTGATCAGGTATAATTGGTTTATCTTTAAGTTTAT-
TAATTCGTATAGAATTAAGATCAGTTTCTTCTTATTTAGGAAATGAT-
CAAATTTATAATAGGGTAGTAACAATGCATGCTTTTATCATAATTTTTT-
TATAGTTATACCTATTATAATTGGTGGTTTTGGGAATTGATTAGTTC-
CTTTAATATTAGGATCTCCTGATATATCTTTTCCTCGATTAAATAAT-
TAAGTTTTTGATTATTAATTCCTTCTTTATTTTTTTTATTAATTAGAG-
GTATTTTAAATATTGGAGTTGGTACAGGATGAACTGTTTATCCAC-
CATTATCATTAGGTATATTTCATAGAGGAATTCAGTTGATTAA-
GAATTTCTCTTTACATATAGCAGGCATATCTTCTATTTTAGGAGCTT-
TAAATTTTATTACTATTTTTTGTATATGATTTGGATTTAAATATATA-
GATAAATTATCTTTATTTATTTGATCAGTAGTAATTACTGCATTTTAT-
TAATTACATCTTTACCCGTTTTAGCAGGTGCTATTACAATATATTAACA-
GATCGAAATTTAAATACTAGTTTTTTTTGACCCTTCTGGTGGAGGTGACC-
CAATTTTATATCAACATTTGTTT.

Holotype ♀. Alajuela, Sector San Cristobal, Sendero Huerta, 10.93, -85.372, 527 meters, caterpillar collection date: 09/vi/2012, wasp eclosion date: 04/vii/2012. Depository: CNC.

Host data. *Stenoma Janzen*414 (Depressariidae) feeding on *Ocotea atirrensis* (Lauraceae).



Figure 91. *Ascogaster luisdiegogomezi*, holotype.

Caterpillar and holotype voucher codes. 12-SRNP-2366, DHJPAR0049931.

Paratypes. None.

Etymology. *Ascogaster luisdiegogomezi* is named to honor Sr. Luis Diego Gomez (RIP) for his strong biopolitical support of Janzen and Hallwachs in the initiation of their Costa Rican biodiversity research adventures in the 1960s–1970s.

***Chelonus* Panzer, 1806**

Chelonus is worldwide in distribution with ca. 1000 described species and many more undescribed. Hosts include a wide range of lepidopterous families. Here we follow Kittel et al. (2015) and include *Microchelonus* in *Chelonus*. Papp (2016) described 25 species of *Microchelonus* and included a key to the species occurring in central and South America. Of these, all but one occurs in Costa Rica or Honduras, and it is likely that some of the species described below may turn out to be junior synonyms; which we will discover when, and if, the holotypes are barcoded. Judging by the similarly sized revision of *Leptodrepana* by Dadelahi et al. (2018), synonyms would be few. The species descriptions in Papp (2016) lack photographic images, and although the line drawings and descriptions are detailed, they do not provide enough diagnostic power for accurate identification. Though the types could be borrowed, this would dramatically retard the rate of description and still result in uncertainty. The types of Papp's species are deposited in the following collections: Department of Entomology, Utah State University, Logan (USA); Hungarian Natural History Museum, Budapest (Hungary); USNM = United States National Museum of Natural History, Washington (USA); and Zoological Institute and Museum, The University, Lund (Sweden).

***Chelonus alejandrozaldivari* Sharkey, sp. nov.**

<http://zoobank.org/055B5F06-2534-40FF-B504-2D129C0B0E55>

Figure 92

Diagnostics. BOLD:ACO0288. Consensus barcode. TACATTATATTT-TATTTTTGGTATTTGATCTGGAATATTTGGTTTATCTTTAAGTTTACT-TATTCGAATAGAATTAAGGATAGGAGGTAGATTATTATTAATGATCAAT-TATATAATAGTTTAGTAACATTRCATGCTTTTGTAATAATTTTTTT-TATAGTTATACCTGTTATAATTGGAGGYTTTGGTAATTGATTAATTCCTT-TAATATTAGGATTACCTGATATAGCTTCCCTCGTATAAATAATATAA-GATTTTGGTTATTAATTCCTTCATTAACTTTATTAATTTTAAGGG-GATTTATTAATATAGGGGTAGGTACAGGTTGAACTGTTTATCCTC-CTTTATCTTCTTTAATTGGTTCATGGAGGAATTTCTGTTGATTTATC-TATTTTTTCTTTACATTTAGCAGGAGCTTCTTCTATTATAGGCGCAAT-TAATTTTATTGTTACTATTTTAAATACTTGAATATTAAGTAAATATTTAGA-TAAGTTTCCTTTATTTTCATGATCTGTTTTTATTACTGCTATTTTATTAT-TATTATCATTRCCAGTATTAGCYGGTGCAATTACTATATTATTAAGAGA-TCGTAATTTAAATACTAGATTTTTTTGATCCTTCTGGTGGAGGRGAYCCT-GTTTTATATCAACATTTATTT.



Figure 92. *Chelonus alejandrozaldivari*, holotype.

Holotype ♂. Guanacaste, Pailas Dos, PL12-3, 10.7631, -85.3344, 820 meters, 05-18/xii/2014, Malaise trap PL12-3A. Depository: CNC.

Host data. None.

Holotype voucher code. BIOUG44692-B02.

Paratypes. BIOUG43804-H09, BIOUG44551-E11. Depository: CNC.

Etymology. *Chelonus alejandrozaldivari* is named to honor Dr. Alejandro Zaldívar-Riveron for his research in braconid phylogeny and taxonomy.

***Chelonus gustavogutierrez* Sharkey, sp. nov.**

<http://zoobank.org/509D89B0-0D2D-4B8B-9F02-C04931C583BD>

Figure 93

Diagnostics. BOLD:AAA6603. Consensus barcode. AATATTATATTTTATATTTG-GAATTTGATGTGGRATAATAGGATTGTCATTAAGAGTAWTAATTCGTAT-AGAATTAAGAAGAGTAATAAGATTATTTTATAATGATCAATTATATAATA-GAATTGTTACTATGCATGCTTTTATTATAATTTTTTTTATAGTTATAC-CATTAATAATTGGTGGATTTGGRAATTGATTAATTCCACTAATATTAG-GATTATCAGATATAATTTTTTCTCGAATAAATAATATAAGATTTTGATT-GTTACTACCTTCAATTATTTTATTAATTATAGGTGGATTTGTTAATATAG-



Figure 93. *Chelonus gustavogutierrez*, holotype.

GAGCAGGTACAGGATGAACAGTTTATCCACCTTTATCATTATTAATAGGT-CATAGAGGAATCTCAGTAGATTTATCTATTTTTCTTTACATTTAGCTG-GTATATCTTCAATTATAGGTTCAATTAATTTTATTGTTACTATTTATTAATA-CATGATTAAATATAAAATATATGGATAAATATCCTTTATTTGTTTGATCAG-TATTTATTACTACTATTTTATTATTATTATCTTTGCCAGWTTTGGCTG-GAGCAATTACTATATTATTAAGTGATCKAAATTTAAATACTAGTTTTTTT-GATCCTTCAGGTGGTGRTGATCCAGTATTATATCAACAYTTATTT.

Holotype ♂. Alajuela, Sector Rincon Rain Forest, Flecha, 10.947, -85.315, 491 meters, caterpillar collection date: 15/ix/2009, wasp eclosion date: 27/ix/2009. Depository: CNC.

Host data. *Omiodes cuniculalis* (Crambidae) feeding on *Gliricidia sepium* (introduced) (Fabaceae), and a variety of other woody species.

Caterpillar and holotype voucher codes. 09-SRNP-80021: DHJPAR0037990.

Paratypes. Host = *Omiodes cuniculalis*, Pyralidae 09-SRNP-71481: DHJPAR0037185, DHJPAR0037164, DHJPAR0029095, DHJPAR0029096, DHJPAR0029097, DHJPAR0029099, DHJPAR0029100, DHJPAR0029084, DHJPAR0029083, DHJPAR0029081, DHJPAR0029080, DHJPAR0029092, DHJPAR0029091, DHJPAR0029090, DHJPAR0029089, DHJPAR0029101, DHJPAR0037985. Depository: CNC.

Etymology. *Chelonus gustavogutierrezii* is named to honor Dr. Gustavo Gutierrez of the Universidad de Costa Rica for his enthusiastic Universidad de Costa Rica support for BioAlfa development.

***Chelonus gustavoinduni* Sharkey, sp. nov.**

<http://zoobank.org/5F5D038F-0679-43E2-8451-26A7DC2AC374>

Figure 94

Diagnosics. BOLD:ADA0356. Consensus barcode. GTATTATATTTTATTTTTG-GTATTTGATCTGGAGTTTTAGGATTATCATTAAGATTAATTTTAC-GAATAGAATTAAGAGTGTTAGGAAGGTTATTAATAAATGATCAATTA-TATAATAGGGTAGTTACTTTACATGCTTTTGTAATAATTTTTTTTATG-GTTATAACCAGTAATAATTGGAGGATTTGGAAATTGATTAGTTCCAT-TAATATTAGGATTACCAGATATAGCTTTTCCACGAATAAATAATATAA-GATTTTGGTTATTAATTCCTTCATTAATAATGTTATTATTGAGAA-GATTTGTAAATATAGGTGTAGGTACAGGATGAACGGTTTATCCAC-CATTATCTTCATTAATAGGACATGGTGGTATTTTACAGTAGATTTAT-CAATTTTTTCTTTACATTTAGCAGGTGCATCTTCTATTATGGGGGCAAT-TAATTTTATTGTAACGGTAATAAATACTAATTTTAAGATTGGGTTTATAGA-TAAATTTCCATTATTTGTTTGATCAGTTTTAATTACGGCTATTTTATTAT-TATTATCATTGCCAGTATTAGCCGGTGCTATTACTATATTATTA.

Holotype ♂. Guanacaste, Sector San Cristobal, Estación San Gerardo, 10.8801, -85.389, 575 meters, 22–29/vi/2015, Malaise trap. Depository: CNC.



Figure 94. *Chelonus gustavoinduni*, holotype.

Host data. None.

Holotype voucher code. BIOUG28148-H10.

Paratypes. None.

Etymology. *Chelonus gustavoinduni* is named to honor Sr. Gustavo Induni of SINAC for his enthusiastic SINAC support for BioAlfa development.

***Chelonus harryramirezi* Sharkey, sp. nov.**

<http://zoobank.org/2CA5A1E2-5B44-4A98-90F5-83EE43600D54>

Figure 95

Diagnostics. BOLD:AAE2698. Consensus barcode. AATATTATATTTTATTTTGG-
GAATTTGATGKGAATGTTAGGTTTATCATTAAAGAGTTATAATTCGTATA-
GAATTAAGAAGGACATTAAGTTTATTCTATAATGATCAATTATATAATA-
GAATTGTTACTATACATGCTTTTATTATAATTTTTTTTATAGTTATAC-
CATTAATAATTGGAGGGTTTGGAAATTGATTAATTCCTTTAATATTAG-
GTTTATCAGATATAATTTTTCCTCGTATAAATAATATAAGATTTTGAT-
TATTAATTCCTTCAATTATTTTATTAATTATAGGGGGTTTGTAAATA-
CAGGGGCAGGTACAGGATGAACAGTTTATCCTCCTTTATCATTATTGA-
TAGGTCATAGAGGGGTATCAGTAGATTTATCAATCTTTTCTTTACATT-
TAGCTGGAGCATCATCTATTATGGGTTCTATTAATTTTATTGTAAC-
TATTATTAATACTTGGTTGAATATAAAATATATAGATAAATATCCTT-
TATTTGTTTGATCTGTTTTATTACCACAATTTTGTTATTATTATCTT-



Figure 95. *Chelonus harryramirezi*, holotype.

TACCAGTTTTAGCTGGGGCAATTACTATATTATTAAGAGATCGAAAT-TAAATACTAGATTTTTTGATCCTTCAGGGGGTGGAGAYCCAGTATTATATCAACATTTATTT.

Holotype ♂. Alajuela, Sector Rincon Rain Forest, Quebrada Bambu, 10.93, -85.252, 109 meters, caterpillar collection date: 14/ii/2013, wasp eclosion date: 01/iii/2013. Depository: CNC.

Host data. *Omiodes humeralis* (Crambidae) feeding on *Inga sapindoides* (Fabaceae).

Caterpillar and holotype voucher codes. 13-SRNP-75542, DHJPAR0051927.

Paratypes. Hosts = *Omiodes humeralis*. DHJPAR0023700, DHJPAR0020624, DHJPAR0020623, DHJPAR0020802, DHJPAR0038012, DHJPAR0038013, DHJPAR0038014, DHJPAR0020804, DHJPAR0046938, DHJPAR0051326, DHJPAR0051328, DHJPAR0051330, DHJPAR0055229, DHJPAR0054564, DHJPAR0054938. Depository: CNC.

Etymology. *Chelonus harryramirezi* is named to honor Sr. Harry Ramirez of GD-FCF and ACG for his many decades as a dedicated inventory parataxonomist, Malaise and mouse live-trapper, and specimen processor for ACG.




Figure 96. *Chelonus hartmanguidoi*, holotype.

***Chelonus hartmanguidoi* Sharkey, sp. nov.**

<http://zoobank.org/747BBCFD-2013-449B-96DF-926A6A0E8CA0>

Figure 96

Diagnostics. BOLD:AAD1994. Consensus barcode. AATATTATATTTTATTTTTGGAATTTGGTGTGGAATAATAGGATTATCCTTAAGAGTTATGATTCGTATAGAGTTAAGAAGAACAATAAGATTATTTTGTAATGATCAATTATATAATGAATTGTACTATACATGCTTTTATTATAATTTTTTTTATAGTTATACCATTAATAATTGGGGGGTTTGGAAATTGATTAATYCCTTTAATATTAGGTTTATCAGATATAATTTTCCCTCGTATAAATAATATAAGATTTTGATTATTAATCCCTTCAATTATTTTATTAATTATAGGAGGATTTGTAAATATAGGTGCAGGTACAGGATGAACAATTATCCGCCTTTATCATTTAATAGGTCATAGTGGGATTTTTCAGTAGATTTATCAATTTTTCTTTACATTTAGCTGGGGCATCATCTATTATAGGTTCAATTAATTTTATTGTGACTATTATTAATACTTGATTAAATATAAAGTATATGGATAAATATCCTTTATTTGTTTTGATCTGTTTTTATTACTACAATTTTATTATTATCTTTTRCCTGTTTTAGCTGGGGCAATTACTATACTATTAAGAGATCGAAATTTAAATACTAGATTTTTTTGATCCTTCAGGGGGTGGGGACCCAGTATTATACCAACATTTATTT.

Holotype ♀. Alajuela, Sector Rincon Rain Forest, Palomo, 10.962, -85.28, 96 meters, caterpillar collection date: 19/i/2011, wasp eclosion date: 10/ii/2011. Depository: CNC.

Host data. *Omiodes* Janzen05 (Crambidae) feeding on *Entada gigas* (Fabaceae).

Caterpillar and holotype voucher codes. 11-SRNP-67022, DHJPAR0042543.

Paratypes. Hosts = *Omiodes* Janzen03, spiloBioLep01 BioLep577, *Piletosoma thialis*, *Omiodes* Janzen05, *Phostria cyrisalis*. DHJPAR0029154, DHJPAR0029166, DHJPAR0035222, DHJPAR0035307, DHJPAR0035308, DHJPAR0035312, DHJPAR0035313, DHJPAR0036398, DHJPAR0046801, DHJPAR0046947, DHJPAR0052896, DHJPAR0053677, DHJPAR0053686, DHJPAR0054439, DHJPAR0054570, DHJPAR0054571, DHJPAR0056957, DHJPAR0056958, DHJPAR0056963, DHJPAR0056968, DHJPAR0056969. Depository: CNC.

Etymology. *Chelonus hartmanguidoi* is named to honor Sr. Hartman Guido of ICE for his years of crucial support for the ACG-ICE-GDFCF bioinventory project of PL12 geothermal site at Pailas II on the boundary of ACG.

***Chelonus hazelcambroneroae* Sharkey, sp. nov.**

<http://zoobank.org/4D48BB03-76E3-4A6D-B32C-8DF5D74C71EE>

Figure 97

Diagnostics. BOLD:AAE9128. Consensus barcode. TATATTATATTTTATTTTTG-GAGTTTGAAGTGGGATAATAGGTTTATCATTAAGAGTTATAATTCGTATA-GAATTAAGGAGTGTTATAAGATTATTTAGTAATGATCAGTTATATAATAG-GATTGTTACAATACATGCCTTTGTAATAATTTTTTTTATAGTTATACCTT-TAATAATTGGAGGATTGGAAATTGATTAGTTCCTTTAATATTAGGAT-TATCTGATATAATTTCCCTCGAATAAATAATATAAGATTTTGATTAT-




Figure 97. *Chelonus hazelcambroneroae*, holotype.

TAATTCCTTCACTTATTTTATTAATTATAGGTGGATTTGTTAATATAG-
GTGCTGGGACAGGATGAACAGTTTATCCTCCTTTATCATTATTAATAG-
GTCATAGAGGAATTTTCAGTAGATTTATCTATTTTCTTTACATT-
TAGCTGGAATATCATCAATTATAGGTTCAATTAATTTTATTGTTACTAT-
TATAAATACTTGATTACATGTAAAATATATAGATAAATATCCATTATTT-
GTTTGATCTGTATTTATTACAACATTTTATTATTGTTATCATTGC-
CAGTTTTAGCAGGAGCAATTAATATATTAAGTGATCGAAATTTAAAT-
ACAAGATTTTTTGATCCATCAGGTGGAGGTGATCCAGTATTATAT-
CAACATTTATTT.

Holotype ♀. Alajuela, Sector San Cristobal, Sendero Huerta, 10.93, -85.372, 527 meters, caterpillar collection date: 27/vii/2012, wasp eclosion date: 25/viii/2012. Depository: CNC.

Host data. Crambidae: *Prenesta scyllalis*DHJ02 (Crambidae) feeding on *Allomarkgrafia plumeriiflora* (Apocynaceae).

Caterpillar and holotype voucher codes. 12-SRNP-3201, DHJPAR0049930.

Paratypes. Host = *Prenesta scyllalis*DHJ02: DHJPAR0030990, DHJPAR0030989, DHJPAR0030988, DHJPAR0022199. Depository: CNC.

Etymology. *Chelonus hazelcabroneroae* is named to honor Sra. Hazel Cabronero for her many years as a dedicated inventory parataxonomist and specimen preparer in BioLep for the ACG bioinventory.

***Chelonus iangauldi* Sharkey, sp. nov.**

<http://zoobank.org/81CDE458-F370-46E0-ABE6-EBC9DFF3009E>

Figure 98

Diagnostics. BOLD:AAD4709. Consensus barcode. AATATTATATTTTATTTTGG-
GAGTTTGAAGAGGRATAATAGGGTTATCTTTAAGAGTAATAATTCGTAT-
AGAATTAAGAAGAGTAATAAGATTATTTTATAATGATCAATTATATAATA-
GAATTGTAACGATACATGCTTTTATTATAATTTTTTTTATAGTTATAC-
CATTAAATAGTAGGAGGATTTGGAAATGATTAATTCCTTTAATATTAG-
GATTATCTGATATAATTTTTCCTCGAATAAATAATATAAGATTTTGATT-
ATTAATTCCTTCAATTATTTTATTAATTATAGGTAGATTTGTTAATATAG-
GAGCTGGAACAGGGTGAACAGTATATCCTCCATTATCATTATTAG-
TAAGACATAGAGGAATTTCTGTAGATTTATCTATTTTTTCTTTACATT-
TAGCTGGAATATCATCAATTATAGGTTCAATTAATTTTATTGTTACTATTT-
TAAATACTTGAATATATAAAAAATATATAGATAAATATCCATTATTTGTGT-
GATCTATTTTTATTACAACAATTTTATTATTATTATCATTACCAGTTTTG-
GCTGGTGCAATTAATATATTAAGTGATCGAAATTTAAATACAA-
GATTTTTTGATCCATCAGGAGGAGGAGATCCAGTATTATACCAACATT-
TATTT.

Holotype ♀. Alajuela, Sector San Cristobal, Quebrada Garcia, 10.861, -85.426, 495 meters, caterpillar collection date: 20/vii/2009, wasp eclosion date: 11/x/2009. Depository: CNC.



Figure 98. *Chelonus iangauldi*, holotype.

Host data. *Prenesta scyllalis*DHJ01 (Crambidae) feeding on *Forsteronia spicata* (Apocynaceae).

Caterpillar and holotype voucher codes. 09-SRNP-4322, DHJPAR0037165.

Paratypes. Host = *Prenesta scyllalis*DHJ01: DHJPAR0037160, DHJPAR0037183, DHJPAR0036726, DHJPAR0037168, DHJPAR0037175, DHJPAR0037169, DHJPAR0040017. Depository: CNC.

Etymology. *Chelonus iangauldi* is named to honor Dr. Ian Gauld (RIP) for his decades of highly enthusiastic support for all things taxonomic and bioinventory of Costa Rica in general and ACG specifically, with special emphasis on wasps in the family Ichneumonidae.

***Chelonus isidrochaconi* Sharkey, sp. nov.**

<http://zoobank.org/0B58ED94-6FBE-4F68-907A-604D45333A33>

Figure 99

Diagnostics. BOLD:AAC8260. Consensus barcode. AATATTATATTTTGTATTTGGAATTTGAAGAGGTATAATTGGGYTATCATTAAGAGTTATAAATTCGTATAGAATTAAGTAGGGTAATAAGATTATTTTCTAAYGATCAATTGTATAATAGAATTGTGACTATACATGCTTTTATTATAATTTTTTTTATAGTAATACCTTTRATAATTGGRGGTTTTGGAAATTGGYTAATTCCTTAAATATTAGGATTATCTGATATAATTTTCCCTCGAATAAATAATATAAGATTTTGGTTATTAATTCCTTCAATTATTTTATTAATTATAGGCGGATTTGTAATATAGGAGCTGGGACAGGATGAACAGTGTATCCYCCTTTATCTTTATTAATAGGTCATAGAGGGGTGTCAGTTGATTTATCTATTTTTTCTT-




Figure 99. *Chelonus isidrochaconi*, holotype.

TACATTTAGCTGGGGCTTCATCAATTATAGGKTCAATTAATTTTATTGT-TACTATTATAAATACTTGGTTACATATTAAGTATATAGATAAAATAYCCAT-TATTTGTTTGATCTGIATTTATTACAACATTTCTTTTATTATATCATTAC-CAGTTTTAGCTGGAGCAATTACTATATATTATTAAGTGATCGAAATTTAAAT-ACAAGATTTTTTGAYCCTTCAGGAGGGGGRGAYCCTGTATTGTAT-CAACATTTATTT.

Holotype ♀. Alajuela, Sector San Cristobal, Estación San Gerardo, 10.88, -85.389, 575 meters, caterpillar collection date: 26/v/2012, wasp eclosion date: 16/vi/2012. Depository: CNC.

Host data. *Parastenien retractoris* (Crambidae) feeding on *Trichostigma octandrum* (Phytolaccaceae).

Caterpillar and holotype voucher codes. 12-SRNP-2158, DHJPAR0049008.

Paratypes. Host = *Parastenien retractoris*: DHJPAR0037159, DHJPAR0037174, DHJPAR0037181, DHJPAR0037166, DHJPAR0037172, DHJPAR0037173, DHJPAR0037162, DHJPAR0037176, DHJPAR0037179, DHJPAR0048983, DHJPAR0048984, DHJPAR0048986, DHJPAR0048987, DHJPAR0048988. Depository: CNC.

Etymology. *Chelonus isidrochaconi* is named to honor Sr. Isidro Chacon of BioAlfa for his decades of dedicated support and action for the taxonomy and biodiversity of Costa Rica in general and specifically INBio, Costa Rica's Instituto Nacional de Biodiversidad and the Museo Nacional de Costa Rica.

***Chelonus janecheverriae* Sharkey, sp. nov.**

<http://zoobank.org/456F0E51-57E4-45D8-AB2D-DDCBE03FB7A0>

Figure 100

Diagnostics. BOLD:AAL5555. Consensus barcode.

GTAATAGGCTTATCTTTAAGTGTAATAATTCGTATAGAATTAA-
GAAGTGTAATAAGATTATTTTATAATGATCAATTATATAATAGAATT-
GTAACTATACATGCTTTTATTATAATTTTTTTTATAGTTATGCCTT-
TAATAATTGGGGGGTTTGGAAATTGATTAATTCCTTTAATGTTAG-
GTTTATCTGATATAATTTTTCTCGAATAAATAATATAAGATTTT-
GATTATTAATTCCTTCAATTATTTTATTAATTATAGGAGGATTTGT-
TAATATAGGGGCTGGCACAGGATGAACAGTTTATCCGCCATTATCAT-
TATTAATAGGTCATAGTGGTGTTCAGTAGATTTATCTATTTTTTCTT-
TACATTTGGCAGGAGCCTCATCTATTATAGGTTCAATTAATTTTATTGT-
GACTATTATAAATACTTGGATGTATTATAAATACATAGATAAATATCCAT-
TATTTGTTTGATCAGTATTTATTACAACCTATTTATTATTATTATCAT-
TACCAGTTTTAGCTGGTGCAATTACTATATATTAAGAGACCGAAATTT-
GAACACAAGATTTTTTGATCCATCAGGGGGGGGGGG.

Holotype ♀. Alajuela, Sector Rincon Rain Forest, San Lucas, 10,918, -85.303, 320 meters, caterpillar collection date: 02/ii/2010, wasp eclosion date: 20/ii/2010. Depository: CNC.




Figure 100. *Chelonus janecheverriae*, holotype.

Host data. crambidJanzen01 Janzen27 (Crambidae) feeding on *Calathea lutea* (Marantaceae).

Caterpillar and holotype voucher codes. 10-SRNP-40463, DHJPAR0039179.

Paratypes. None.

Etymology. *Chelonus janecheverriae* is named to honor Sra. Jane Echeverri for her lifetime support of Sr. Gustavo Echeverri in their high-quality management of Costa Rican farms and their financial support for decades of ACG's Programa de Educación Biológica for the school children in the schools surrounding ACG.

***Chelonus jeffmilleri* Sharkey, sp. nov.**

<http://zoobank.org/4E814E27-51E7-4E8F-B84E-9787B9C873EB>

Figure 101

Diagnostics. BOLD:ACF0845. Consensus barcode. AATATTATATTTTTTATTTG-GAATTTGAAGTGGGATAATAGGTTTATCTTTAAGTGTAAATAATTCG-TATAGAATTAAGAAGTGTAAATAAGATTATTTTATAATGATCAATTATA-TAATAGAATTGTAAC TATACATGCTTTTATTATAATTTTTTTTATAGT-



Figure 101. *Chelonus jeffmilleri*, holotype.

TATGCCTTTAATAATTGGGGGATTTGGAAATTGATTAATCCCTTTAAT-
 ATTAGGATTATCTGATATAAATTTTCCTCGAATAAATAATATAAGATTTTC-
 GATTATTAATTCCTTCAATTATTTTATTAATTATAGGAGGATTCGT-
 TAATATAGGGGCTGGTACGGGATGAACAGTTTATCCTCCATTATCAT-
 TATTAATAGGTCATAGTGGAGTTTCAGTAGATTTATCTATTTTTTCTT-
 TACATTTGGCAGGGGCTTCATCTATTATAGGTTCAATTAATTTTATTGT-
 GACTATTATAAATACTTGGTTACATTATAAATATATAGATAAATATCCAT-
 TATTTGTTTGATCAGTATTTATTACAACCTATTTTATTATTATTATCATTAC-
 CAGTTTTAGCTGGTGCAATTACTATATTTATTAAGAGATCGAAATTTAAAT-
 ACAAGATTTTTTGATCCATCAGGGGGAGGAGACCCAGTATTATATCAG-
 CATTATTT.

Holotype ♂. Guanacaste, Sector Del Oro, Quebrada Trigal, 11.027, -85.495, 290 meters, caterpillar collection date: 04/viii/2009, wasp eclosion date: 18/viii/2009. Depository: CNC.

Host data. *Phostria oajacalis* (Crambidae) feeding on *Merremia umbellata* (Convolvulaceae).

Caterpillar and holotype voucher codes. 09-SRNP-22201, DHJPAR0040375.

Paratypes. Host = *Eulepte* Solis15: DHJPAR0042859, DHJPAR0042862. Depository: CNC.

Etymology. *Chelonus jeffmilleri* is named to honor Dr. Jeff Miller for his enthusiastic and productive interest in bringing the ACG caterpillars and their moths and butterflies into public view through book publications and public presentations.

***Chelonus jennyphillipsae* Sharkey, sp. nov.**

<http://zoobank.org/C3C57E01-AA1B-4E55-A265-47CDDF468030>

Figure 102

Diagnosics. BOLD:ACL6996. Consensus barcode. AATGTTATATTTTT-
 TATTTGGAATTTGGAGTGGGATAATAGGTTTATCTTTGAGTG-
 TAATAATTCGTATAGAATTAAGAAGTGAATAAGATTATTTTATAATGAT-
 CAATTATATAATAGAATTGTAACCTATACATGCTTTTATTATAATTTTTTT-
 TATAGTTATGCCTTTAATAATTGGGGGATTTGGGAATTGGTTAATCC-
 CTTTAATATTAGGATTATCTGATATAAATTTTCCTCGAATAAATAATAA-
 GATTTTGTTACTAATTCCTTCAATTATTTTATTAATTATAGGAGGATTT-
 GTTAATATGGGGGCTGGTACGGGATGAACAGTTTATCCTCCATTATCAT-
 TATTAATAGGTCATAGTGGAGTTTCAGTAGATTTATCTATTTTTTCTT-
 TACATTTGGCAGGGGCTTCATCTATTATAGGTTCAATTAATTTTATTGT-
 GACTATTATAAATACTTGATTGCATTTTAAATATATAGATAAATATCCAT-
 TATTTGTTTGATCAGTATTTATTACAACCTATTTTATTATTATTATCATTAC-
 CAGTTTTAGCTGGTGCAATTACTATATTTATTAAGAGATCGAAATTTAAAT-
 ACAAGATTTTTTGATCCATCAGGGGGAGGGGATCCAGTATTATACCAG-
 CATTATTT.




Figure 102. *Chelonus jennyphillipsae*, holotype.

Holotype ♀. Alajuela, Sector Rincon Rain Forest, Malaguenya, 10.956, -85.284, 221 meters, caterpillar collection date: 14/x/2013, wasp eclosion date: 30/x/2013. Depository: CNC.

Host data. *Eulepte* Janzen12 (Crambidae) feeding on *Vitex cooperi* (Lamiaceae).

Caterpillar and holotype voucher codes. 13-SRNP-79751, DHJPAR0053682.

Paratypes. None.

Etymology. *Chelonus jennyphillipsae* is named to honor Dr. Jenny Phillips of BioAlfa for her decades of enthusiastic taxonomic and administrative support of INBio, parataxonomists, and all matters biodiversity of Costa Rica coupled with intensely developing BioAlfa of Costa Rica.

***Chelonus jeremydewaardi* Sharkey, sp. nov.**

<http://zoobank.org/84B46263-B836-4162-B57F-CE88A37EFE72>

Figure 103

Diagnostics. BOLD:AAB1653. Consensus barcode. AATATTATATTTTT-TATTTGGGATTTGAAGTGGAATAATAGGTYTATCTTTAAGTG-TAATAATTCGTATAGAATTAAGAAGTGTAATRAGATTATTTTATAATGAT-CAATTATATAATAGAATTGTAACATACATGCTTTTATTATAATTTTTTT-TATAGTTATGCCTTTAATAATTGGGGGATTTGGAAATTGATTAATCC-CTTTAATATTAGGATTATYTGATATAATTTTTYCTCGAATAAATAATATAA-GATTTTGATTATTAATTCCTTCAATTATTTTATTAATTATAGGAGGATTT-GTTAATATAGGGGCTGGWACAGGGTGAACAGTTTATCCYCCATTATCAT-




Figure 103. *Chelonus jeremydewaardi*, holotype.

TATTAATAGGTCATAGTGGAGTTTCAGTAGATTTATCTATTTTTTCTT-
TACATTTGGCAGGGGYTTCATCTATTATAGGTTCAATTAATTTTATTGT-
GACTATTATAAATACTTGRYTACATTATAAATATATAGATAAATATCCGT-
TATTTGTTTGGTCAGTATTTATTACAACATTTTATTTATTATTATCATTAC-
CAGTTTTAGCTGGTGCAATTACTATATTTATTAAGAGATCGAAAYTTAAAT-
ACAAGATTTTTTGATCCATCAGGGGGAGGAGAYCCAGTATTATATCAG-
CATTTATTT.

Holotype ♂. Guanacaste, Sector Pitilla, Bullas, 10.987, -85.385, 440 meters, caterpillar collection date: 29/v/2014, wasp eclosion date: 15/vi/2014. Depository: CNC.

Host data. *Syllepis marialis* (Crambidae) feeding on *Allophylus pilospermus* (Sapindaceae).

Caterpillar and holotype voucher codes. 14-SRNP-70940, DHJPAR0055376.

Paratypes. Hosts = Crambidae: *Asturodes fimbriauralis*, *Asturodes junkoshimurae*, *Ceratocilia sixolalis*, *Desmia benealis*DHJ02, *Desmia* Janzen03, *Desmia* ploralisDHJ10, *Desmia* Solis100, *Eulepte* Solis15, *Herpetogramma salbialis*, *Herpetogramma* Solis10, *Leucochromodes melusinalis*DHJ02, *Microthyris prolongalis*DHJ02, *Omiodes fulvicauda*, *Patania* Solis03, *Patania* Solis04, *Phostria cyrisalis*, *Psara obscuralis*DHJ01, *Salbia cassidalis*, spiloBioLep01 BioLep311, spiloJanzen01 Janzen14DHJ02, *Syllepis marialis*. DHJPAR0029069, DHJPAR0029070, DHJPAR0029117, DHJPAR0035309, DHJPAR0035311, DHJPAR0035315, DHJPAR0036400, DHJPAR0037182,

DHJPARG0037862, DHJPARG0037979, DHJPARG0037981, DHJPARG0037982,
 DHJPARG0037989, DHJPARG0039121, DHJPARG0039502, DHJPARG0040364,
 DHJPARG0040368, DHJPARG0042084, DHJPARG0042093, DHJPARG0042096,
 DHJPARG0042857, DHJPARG0042860, DHJPARG0045402, DHJPARG0045403,
 DHJPARG0045408, DHJPARG0046798, DHJPARG0046935, DHJPARG0048091,
 DHJPARG0048092, DHJPARG0048093, DHJPARG0048094, DHJPARG0048097,
 DHJPARG0048104, DHJPARG0048169, DHJPARG0048973, DHJPARG0050072,
 DHJPARG0051337, DHJPARG0052887, DHJPARG0052891, DHJPARG0053674,
 DHJPARG0053681, DHJPARG0055370, DHJPARG0056949, DHJPARG0058149,
 DHJPARG0062180, DHJPARG0062181, DHJPARG0062182, DHJPARG0062183,
 DHJPARG0062184, DHJPARG0062185, DHJPARG0062186, DHJPARG0062187,
 DHJPARG0062188, DHJPARG0062189, DHJPARG0062190, DHJPARG0062191.

Depository: CNC.

Other material. A specimen registered in BOLD (NHM749343) from Belize shares the same BIN and is likely conspecific. It was not examined and is not part of the type series.

Etymology. *Chelonus jeremydewardi* is named to honor Dr. Jeremy deWaard for his many years laboring in execution and administration of the field and laboratory actions performed by the Centre for Biodiversity Genomics to rapidly and accurately DNA barcode tens of thousands of Costa Rican insects.

***Chelonus jessiehillae* Sharkey, sp. nov.**

<http://zoobank.org/467DEF33-1830-4D9D-BB45-CB4B8207B0D4>

Figure 104

Diagnostics. BOLD:AAW4588. Consensus barcode. TATATTATATTTTATATTTTGGAAATTTGATGTGGGATATTAGGGTTATCTTTAAGATTAATGATTCGTATGGAATTAAGAAGAGTAATAAGTTTATTTTTTAAATGATCAAT-TATATAATAGAATTGTTACTATACATGCTTTTGTAAATAATTTTTTTTATAG-TAATACCAGTAATAATTGGGGGGTTTGGTAATTGATTAGTTCCTT-TAATATTAGGGTTATCTGATATAATTTTTCCACGAATGAATAACATAA-GTTTTTGGTTATTAATTCCTTCAATTATTTTATTAATTATAGGAGGATTTGTAAATATAGGGGCAGGTACTGGGTGGACAGTTTATCCACCATTATCTT-TATTAATAGGTCATAGAGGGGTATCTGTTGATTTATCAATTTTTTCTTTA-CATTTAGCAGGTATATCATCAATTATAGGTTCAATTAATTTTATTGTTAC-TATTGTTAATACATGATTATTAATTAATTATATAGATAAATATCCTTTATTTGTATGGTCAGTGTTTATTACTACAATTTTATTATTATTATCTTTACCG-GTTTTAGCTGGTGCAATTAATTAATTAAGAGATCGTAATTTAAATAC-TAGATTTTTTGTATCCTTCAGGAGGAGGGGATCCAGTTTTATAC-CAACATTTATTT.

Holotype ♂. Alajuela, Sector Rincon Rain Forest, Sendero Albergue Crater, 10.849, -85.328, 980 meters, caterpillar collection date: 10/viii/2010, wasp eclosion date: 31/viii/2010. Depository: CNC.




Figure 104. *Chelonus jessiehillae*, holotype.

Host data. gelJanzen01 Janzen349 (Gelechiidae) feeding on *Mikania banisteriae* (Asteraceae).

Caterpillar and holotype voucher codes. 10-SRNP-4459, DHJPAR0042088.

Paratypes. None.

Etymology. *Chelonus jessiehillae* is named to honor Mrs. Jesse Hill for her decades of support for ACG in general and specifically the Parataxonomist Program conducting the field aspects of the bioinventory of all of ACG.

***Chelonus jesusaldei* Sharkey, sp. nov.**

<http://zoobank.org/73C6675C-BC13-47D0-8E0E-BD34271B5D5B>

Figure 105

Diagnostics. BOLD:ABY3312. Consensus barcode. TATAATATATTTTGTATTTG-GAATTTGATGTGGGATATTAGGTTTATCTTTGAGATTAATAATTCGTATA-GAATTAAGAAGAGTAATAAGTTTATTTTATAATGATCAATTATATAATA-GAATTGTTACTATACATGCTTTTGTAAATAATTTTTTTTATAGTAATAC-



Figure 105. *Chelonus jesusaldei*, holotype.

CTATTATAATTGGAGGTTTTGGAAATTGATTAATTCCTTTAATATTAG-
GTTTATCAGATATAATTTTTTCCTCGAATAAATAATATAAGATTTTGATT-
ATTACTTCCTTCAATTATTTTATTAATTATAGGAGGATTTGTAATATAG-
GAGCAGGTACTGGTTGAACAGTTTATCCACCATTATCTTTATTAATAGGT-
CATAGTGGAAATTTCTGTTGATTTATCAATTTTTCTTTACATTTAGCAG-
GTATATCTTCTATTATAGGTTCAATTAATTTTATTGTTACTATTATTAATA-
CATGAATATTAATAAATTATATAGATAAATATCCTTTATTTGTATGATCAG-
TATTTATTACTACAATTTTATTATTATTATCTTTACCAGTTTTGGCTG-
GTGCTATTACAATGTTATTAAGAGATCGAAATTTAAATACAAGATTTTTT-
GATCCATCAGGAGGAGGTGATCCAGTGTATATCAACATTTATTT.

Holotype ♂. Guanacaste, Sector El Hacha, Estación Los Almendros, 11.032, -85.528, 290 meters, caterpillar collection date: 01/iv/2011, wasp eclosion date: 08/v/2011. Depository: CNC.

Host data. *Herpetogramma phaeopteralis* (Crambidae) feeding on *Scleria latifolia* (Cyperaceae).

Caterpillar and holotype voucher codes. 10-SRNP-4459, DHJPAR0048100.

Paratypes. None.

Etymology. *Chelonus jesusaldei* is named to honor Sr. Jesus Ugalde for his many years of dedicated administrative support to the national biodiversity inventory under way by INBio, the National Biodiversity Institute of Costa Rica, the collection from which now resides in the Museo Nacional de Costa Rica.

***Chelonus jimlewisii* Sharkey, sp. nov.**

<http://zoobank.org/9FA4CF2C-4CDC-48AB-999A-4326FDAD203B>

Figure 106

Diagnostics. BOLD:AAF2610. Consensus barcode. TATATTATATTTTT-
TATTTGGAATTTGATCAGGCATATTAGGATTATCTTTAAGTT-



Figure 106. *Chelonus jimlewise*, holotype.

TAATAATTCGTATAGAACTAAGTAGGGTTATAAGATTATTT-
TATAATGATCAGTTATATAATAGGATTGTAECTATACATGCATTT-
GTAATAATTTTTTTTATAGTTATACCAGTAATAATTGGTGGATTTG-
GRAATTGATTAATTCCTTTAATATTAGGCTTATCTGATATAATTTCC-
CTCGAATAAATAACATAAGATTTTGATTATTATTACCTTCAATTTTTT-
TATTAATTATAGGAGGATTTGTTAATATGGGGGCAGGAACTG-
GTTGAACRGTTTATCCACCATTATCTCTAATAATGGGACATAGGG-
GAATTTCTGTAGATTTATCAATTTTTTCTTTACATTTAGCAG-
GCATATCTTCAATTATAGGATCAATTAATTTTATTGTAECTATTAT-
TAATACTTGATTGATTTATAATTATATGGATAAATATCCTTTATTTG-
TATGATCAGTATTTATTACTACAATTTTATTATTATTATCTTTACCAGT-
ATTAGCTGGGGCTATTACTATATTTATTAAGAGATCGAAATTTAAATAC-
TAGGTTTTTTGATCCTTCAGGGGGAGGAGACCCAGTTTTATAT-
CAACATTTTRTTT.

Holotype ♀. Alajuela, Sector Rincon Rain Forest, Palomo, 10.962, -85.28, 96 meters, caterpillar collection date: 16/x/2012, wasp eclosion date: 01/xi/2012. Depository: CNC.

Host data. *Neoleucinodes* Janzen02 (Crambidae) feeding on *Heliconia irrasa* (Heliconiaceae).

Caterpillar and holotype voucher codes. 12-SRNP-68630, DHJPAR0051336.

Other material. Several specimens that were not examined but that are in BOLD (e.g., DHJPAR0054551) and in the Janzen and Hallwachs database are recorded from *Neoleucinodes alegralis* (Crambidae). Depository: CNC.

Etymology. *Chelonus jimlewisei* is named to honor Dr. Jim Lewis for his years of dedicated taxonomic and curatorial support, especially with Hemiptera, of the INBio collection now deposited in the Museo Nacional de Costa Rica.

***Chelonus jimmilleri* Sharkey, sp. nov.**

<http://zoobank.org/1A8A19E5-54B3-4EAD-917A-95AE052A98B2>

Figure 107

Diagnostics. BOLD:ADM8275. Consensus barcode. TATATATATATTTTATTTTGGAAATTTGATCTGGTATATTAGGATTATCTTTAAGATTAATAATTCGTATA-GAATTAAGAAGAGTAATAAGATTATTTTATAATGATCAATTATATAATAG-TATTGTTACTATACATGCATTGTAAATAATTTTATGTTATACCAG-



Figure 107. *Chelonus jimmilleri*, holotype.

TAATAATTGGGGGATTTGGGAATTGGTTAGTTCCTTTAATATTAGGAT-
TATCTGATATAATTTTTCCTCGAATAAATAATTTAAGATTTTGGTTGT-
TAGTGCCTTCAATTATTTTATTAATTATAGGTGGATTTGTAAATATGGGT-
GCAGGAAGTGGTTGAACAGTTTATCCTCCATTATCTTTATTAATAGGTCAT-
AGAGGAATTTCTGTTGATTTATCAATTTTCTTTACATTTGGCTGGTA-
TATCTTCAATTATAGGTTCAATTAATTTTATTGTAAC TATTATTAATACTT-
GATTAATAATTAATATATAGATAAAATATCCTTTATTTGTATGATCAGTATTT-
ATTACTACAATTTTATTATTATTATCTTTACCAGTGTTAGCTGGTGCTATT-
ACAATATATTAAGAGATCGTAATTTAAATACTAGATTTTGTATCCTTCAG-
GAGGGGGAGATCCAGTTTATATCAGCATTTATTT.

Holotype ♀. Alajuela, Sector Rincon Rain Forest, Palomo, 10.9619, -85.2804, 96 meters, caterpillar collection date: 02/xi/2017, wasp eclosion date: 07/xii/2017. Depository: CNC.

Host data. *Antaeotricha* Janzen78 (Depressariidae) feeding on *Hylaeanthe hoffmannii* (Marantaceae).

Caterpillar and holotype voucher codes. 17-SRNP-46525, DHJPAR0062576.

Paratypes. Host = *Antaeotricha* Janzen78: DHJPAR0062577, DHJPAR0062578. Depository: CNC.

Etymology. *Chelonus jimmilleri* is named to honor Dr. Jim Miller of the American Museum of Natural History for his years of enthusiasm for taxonomic and biodiversity support for understanding the Notodontidae of Costa Rica and those also working on its taxonomy.

***Chelonus jimwhitfieldi* Sharkey, sp. nov.**

<http://zoobank.org/ADABAC0C-CAA1-4E9A-8FCE-8F64CC02AE9C>

Figure 108

Diagnosics. BOLD:ACC1273. Consensus barcode. TATATTATATTTTAT-
TATTTGGAATATGATGTGGGATTTTAGGTTTATCTTTAAGATTTGAT-
GATTCGGATAGAGTTAAGAAGTGTAATGAGTTTATTTTCTAATGATCAAT-
TATATAATAGGATTGTCACTATACATGCTTTTGTAAATAATTTTTTTATG-
GTTATAACCAATTATAATTGGCGGATTTGGAAATGGTTAATTCATTAAT-
ATTAGGATTATCAGATATGATTTTTCCTCGGATAAATAATATAAGATTTT-
GAT TATTGGTTCCCTTCAATTATATTAAAT TATAAGAGGATTTGT-
GAATATGGGAGCAGGGACTGGGTGGACTGTGTATCCTCCTTTGTGCTT-
GTTGATAGGTCATAGAGGTATTTTCAGTAGATTTATCTATTTTTTCTTT-
GCATTTGGCAGGAGTTTCTTCAATTATAGGCTCAATTAATTTTATTG-
TAACTATTGTTAGTACTTGAATAAGTTTAAAATATATAGATAAAATATTCGT-
TATTTGTTTGATCTGTGTTTATTACTACTATTTTATTATTATTATCTTTAC-
CAGTGTTAGCTGGGGCAATTACTATATTATTAAGTGATCGAAATTTAAAT-
ACAAGTTTTTTTGATCCTTCTGGTGGGGGAGATCCTGTATTATAT-
CAACATTTATTT.



Figure 108. *Chelonus jimwhitfieldi*, holotype.

Holotype ♀. Guanacaste, Sector Pitilla, Medrano, 11.016, -85.381, 380 meters, caterpillar collection date: 22/viii/2012, wasp eclosion date: 13/ix/2012. Depository: CNC.

Host data. *Prenesta scyllalis* (Crambidae) feeding on *Forsteronia spicata* (Apocynaceae).

Caterpillar and holotype voucher codes. 12-SRNP-72051, DHJPAR0050070.

Paratype. Host = *Prenesta scyllalis* DHJ01: DHJPAR0050073. Depository: CNC.

Etymology. *Chelonus jimwhitfieldi* is named to honor Dr. Jim Whitfield of the University of Illinois for his decades of mentorship to DHJ about Braconidae taxonomy and stimulus for their collection and rearing from ACG, while carrying out many braconid taxonomic projects for ACG specimens.

***Chelonus johanvalerioi* Sharkey, sp. nov.**

<http://zoobank.org/1BED0947-BBCE-4227-ACEC-DE685A0D37B9>

Figure 109

Diagnostics. BOLD:AAF2611. Consensus barcode. TATATTATATTTTATATTTGGAATTTGGKSCGGCATATTAGGYTTATCATTAAGATTAATAATTCGTATAGAATTAAGAAGTGTAATAAGATTATTTTATAATGATCAATTGTATAATGAATTGTAACAATACATGCTTTTGTATAATTTTTTTTATAGTTATGC-CAGTGATAATTGGAGGATTTGGTAATTGGTTGGTTCCTTAATATTAGGGTTATCAGATATAATTTTCCCTCGTATAAATAATATAAGATTTTG-GTTACTAATTCCTTCAATTATTTTATTAATTATGGGTGGTTTTG-TAAATATAGGGGCAGGTACAGGTTGGACAGTTTATCCACCTTTATCTC-



Figure 109. *Chelonus johanvalerioi*, holotype.

TATTAAGAAGACATAGAGGAATTTTCGGTGGATTTATCTATTTTTTCTTT-
GCATTTAGCAGGGGCTTCTTCAATTATAGGGTCTATTAATTTTATTAT-
TACTATTATTAATACATGGATAGTGTTAAGTAACATAGATAAATATTCTT-
TATTTGTTTGATCTGTTTTTATTACAACAATTTTATTGTTATTATCTTT-
GCCTGTTTTAGCAGGGGCTATYACTATATTATTAAGTGACCGAAAT-
TAAATACTAGTTTTTTTGATCCTTCTGGAGGGGGTGAYCCAGTGTTG-
TACCAACATTTATTT.

Holotype ♂. Guanacaste, Sector San Cristobal, Tajo Angeles, 10.865, -85.415, 540 meters, caterpillar collection date: 19/viii/2010, wasp eclosion date: 13/ix/2010. Depository: CNC.

Host data. *Ceratocilia* Janzen02 (Crambidae) feeding on *Cosmibuena grandiflora* (Rubiaceae).

Caterpillar and holotype voucher codes. 10-SRNP-4589, DHJPAR0042090.

Paratypes. Hosts = *Ceratocilia* Janzen02, *Phostria latiapicalis*, *Pilocrocis purpurascens* (all Crambidae). DHJPAR0029142, DHJPAR0036388, DHJPAR0036728, DHJPAR0039119, DHJPAR0042087, DHJPAR0042092, DHJPAR0048106, DHJPAR0052096, DHJPAR0055381, DHJPAR0055397, DHJPAR0055398, DHJPAR0055951, DHJPAR0056967, DHJPAR0057408, DHJPAR0057409. Depository: CNC.

Etymology. *Chelonus johanvalerioi* is named to honor Sr. Johan Valerio of ICE for his many years of mentorship of DHJ for the ACG-ICE-GDFCF project to biomonitor PL12 in Pailas II and the new ICE road crossing Sector Mundo Nuevo of ACG.

***Chelonus johnburnsi* Sharkey, sp. nov.**

<http://zoobank.org/96E3D1A8-5991-4FC3-87A4-1F347776A42A>

Figure 110

Diagnostics. BOLD:ACJ4065. Consensus barcode. AATATTATATTTTATTTTTTGGTATATGGGCAGGTATAATAGGTTTATCATTAAAGAATAATGATTTCGAATGGAATTAAGAAGTGTATGAGATTATTTTTTTAGGGATCAATTATATAATAGATTAGTAACTATACATGCATTTATTATAATTTTTTTTATAGTTATACCT-




Figure 110. *Chelonus johnburnsi*, holotype.

ATTATAAATTGGAGGATTTGGAAATTTGGTGGTGGCATTGATATTGGGTT-
TATCAGATATAATTTTTCCTCGAATAAATAATATAAGATTTTGATTAT-
TAATCCATCTTTATTTTATTAATTATAGGTGGATTTGTAAATACA-
GGGGCTGGTACAGGATGAAGTGTATCCTCCATTATCTTTATTAATAG-
GTCATGGAGGAGTTTCAGTTGATTTATCAATTTTCTTTACATT-
TAGCTGGTGCATCATCTATTATAGGATCTATAAATTTTATTTGTTAC-
TATTTTAAATACATGAATAAAATTAAGTATATAGATAAATTTTCATTATT-
TATTTGGTCAGTATTAATTACTACTATTTTATTACTTTTGTTCATTGCCTG-
TATTAGCTGGGGCAATTACAATATTGTTAAGAGATCGTAATTTAAATACT-
AGATTTTTTGATCCTTCAGGAGGGGGGACCCTGTATTATATCAACATT-
TATTT.

Holotype ♂. Alajuela, Sector Rincon Rain Forest, Palomo, 10.962, -85.28, 96 meters, caterpillar collection date: 02/i/2013, wasp eclosion date: 05/ii/2013. Depository: CNC.

Host data. *Spilomela pantheralis* (Crambidae) feeding on *Celtis iguanaea* (Ulmaceae).

Caterpillar and holotype voucher codes. 13-SRNP-67036, DHJPAR0051324.

Paratypes. None.

Etymology. *Chelonus johnburnsi* is named to honor Dr. John Burns of the Smithsonian Institution for his decades of taxonomic projects and mentorship of DHJ and WH about the Hesperidae of ACG, as well as happily accepting their DNA barcoding as part of their taxonomic discovery.

***Chelonus johnnoyesi* Sharkey, sp. nov.**

<http://zoobank.org/563844C1-75BF-4A4C-B3A3-5A22BAF1B25B>

Figure 111

Diagnosics. BOLD:ACF7386. Consensus barcode. AATATTATATTTTATTTTTG-
GTATTTGATGTGGAGTTTATAGGTTTATCTTTAAGTTTATTAATTCG-
TATGGAATTAAGAAGGGTAATAAGTTTATTTATAAATGATCAATTGTA-
TAATAGAGTTGTTACTATGCATGCTTTTGTAAATAATTTTTTTTATGGT-
TATACCAGTTATAGTTGGTGGGTTTGGAAATTTGATTAGTACCTTTAAT-
ATTAGGGCTATCTGATATAATTTTTCCTCGAATAAATAATATAAGTTTTT-
GATTATTATTTTCTTCAATTATTTTATTAGTTATAGGTGGATTTAT-
TAATATGGGGGTTGGAACAGGGTGAAGTGTATCCCCCATTATCTT-
TAATGATGGGTCATAGGGGATTTCCGTTGATTTATCAATTTTTTCTTT-
ACATTTGGCTGGGATATCGTCAATTATAGGTTCTATTAATTTTATTTGTTA-
CAACAATTAATACATGATTAAGGTTACTTTATATAGATAAATATTCATTATT-
TATTTGATCTATTTTATTACTACAATTTTATTGTTATTATCTTTACCT-
GTCTTAGCTGGGGCAATTACTATATTATTAAGTGATCGAAATTTAAATAC-
TAGATTTTTTGATCCTTCAGGAGGAGGAGA-----.



Figure 111. *Chelonus johnnoyesi*, holotype.

Holotype ♀. Guanacaste, Sector Santa Rosa, Bosque San Emilio, 10.8438, -85.6138, 300 meters, 11-18/vi/2012, Malaise trap. Depository: CNC.

Host data. None.

Holotype voucher code. BIOUG05181-G09.

Paratypes. None.

Etymology. *Chelonus johnnoyesi* is named to honor Dr. John Noyes of The Natural History Museum, London, for his decades of enthusiastic support and actions with the taxonomy of Encyrtidae wasps of Costa Rica in general, and specifically for INBio and ACG.

***Chelonus jorgebaltodanoi* Sharkey, sp. nov.**

<http://zoobank.org/65FC430A-82DB-4308-98AF-B285744E72E9>

Figure 112

Diagnostics. BOLD:ACK4767. Consensus barcode. AATTCTT-TATTTTCATTTTGGGATTTGATCTGGTGTAATAGGGTTATCTTTAAGTT-

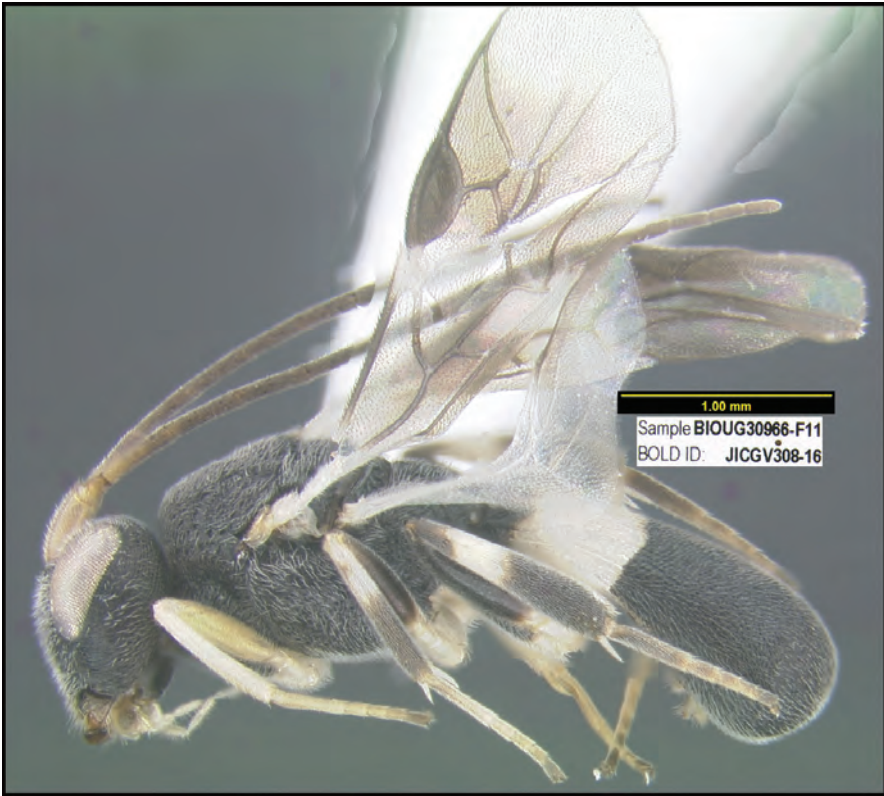


Figure 112. *Chelonus jorgebaltodanoi*, holotype.

TATTAATTCGTATGGAAYTAAGGAGAGTAATAAGATTAYTTATAAATGAT-
 CAATTATATAATAGTATTGTTACTATACATGCTTTTATTATAATTTTTTT-
 TATGGTTATACCTGTAATAGTTGGGGGATTTCGAAATTGATTAATTC-
 CTTTAATATTAGGTTTATCTGATATAATTTTTCTCCTCGTATAAATAATT-
 TAAGATTTTGATTACTGATCCCATCAATTATTTTATTAYTATTAGGAG-
 GYTTACTAATACAGGGGCTGGAACAGGATGAACTGTGTATCCTC-
 CATTATCTTTAATAATAGGACATAGAGGAATTCAGTTGATTTGT-
 CAATYTTTTCTTTGCATTTAGCTGGGGCTTCTTCTATTATAGGATCTAT-
 TAATTTTATTGTAACAACAATTAATACATGATTA AAAAATAACTAAYATAGA-
 TAAATATCTTTATTTGTATGATCTATTTTATCACTACAATTTTACTTTT-
 ATTATCTTTACCAGTTTGTAGCYGGGGCAATTACTATATTATTAAGAGATC-
 GAAATTTAAATACTAGGTTTTTTGATCCTTCTGGTGGTGGGGACCCTG-
 TATTATACCAGCATTATTT.

Holotype ♀. Guanacaste, Pailas Dos, PL12-2, 10.7634, -85.335, 824 meters, 10–17/iv/2014, Malaise trap PL12-2A. Depository: CNC.

Host data. None.

Holotype voucher code. BIOUG30966-F11.

Paratypes. Both Malaise-trapped. BIOUG08913-A09, BIOUG28821-H05. Depository: CNC.

Etymology. *Chelonus jorgebaltodanoi* is named to honor Sr. Jorge Baltodano (RIP) for his many years as a neighboring collaborator with ACG and for accepting the challenge of being the first President of the Comité Local for ACG; part of his ranch is now a permanent part of ACG thanks to his foresight and spirit for conservation.

***Chelonus jorgehernandezii* Sharkey, sp. nov.**

<http://zoobank.org/A865A598-3741-487C-9D9C-2F0050652CF1>

Figure 113

Diagnostics. BOLD:ADB2931. Consensus barcode. ATTCTT-TATTTTCATTTTTGGGATTTGATCTGGTRTAATAGGGTTATCTTTAAGTT-TACTAATTCGTATGGAECTAAGAAGAGTAATAAGGTTACTTATAAATGAT-CAATTATATAATAGTATCGTTACTATGCATGCTTTTATTATAATTTTTTT-TATGGTTATGCCTGTAATAGTTGGTGGATTTGGTAATTGATTAATTC-CTTTAATATTAGGTTTATCTGATATAATTTTCCCCGTATAAATAATTTAA-



Figure 113. *Chelonus jorgehernandezii*, holotype.

GATTTTGATTATTGATTCCGTCAATTATTTTATTATTATTAGGAGGTTTT-
 ATTAATAYAGGGGCTGGAACAGGATGAACTGTGTATCCTCCATTATCTT-
 TAATAATAGGACATAGAGGAATTCAGTTGATTGTCAATTTTTCTTT-
 GCATTTAGCTGGAGYTTCTTCTATTATAGGATCTGTTAATTTTATTG-
 TAACAACAATTAATACATGATTAATAATACTAATATAGATAAATATCTT-
 TATTTGTATGATCTATTTTATTACCACAATTTTACTTTTATTATCTT-
 TACCAGTTTTAGCTGGGGCAATCACTATATTATTAAGAGACCGAAAT-
 TAAATACTAGGTTTTTT.

Holotype ♀. Guanacaste, Pailas Dos, PL12-3, 10.7631, -85.3344, 820 meters, 05-12/xii/2013, Malaise trap PL12-3A. Depository: CNC.

Host data. None.

Holotype voucher codes: BIOUG29282-F08.

Paratype. Malaise-trapped. BIOUG29803-C11. Depository: CNC.

Etymology. *Chelonus jorgehernandezi* is named to honor Sr. Jorge Hernandez of GDFCF and ACG for his many years as a dedicated inventory parataxonomist for ACG.

***Chelonus josealfredohernandezi* Sharkey, sp. nov.**

<http://zoobank.org/A3ECBC91-E1A6-4FCD-B7E4-DEE0D3D65D2D>

Figure 114

Diagnostics. BOLD:ADC6444. Consensus barcode. AATTCTTTATTT-
 TATTTTTGGAATTTGATCTGGTATAATAGGGTTATCTTTAAGTTTAT-
 TAATTCGTATGGAATTA---AGAAGAGTAACAAGGTTATTTATAAATGAT-
 CAATATATAATAGTATGTTACTATACATGCTTTTGTAATAATTTTTTT-
 TATAGTTATACCTGTAATAGTAGGTGGATTTGGAAATTGATTAATTCCTT-
 TAATATTAGGTTTGTCCGATATAATTTTTTCTCGTATGAATAATTTAA-
 GATTTTGATTATTGATTCCATCAATTATTTTATTAATAATAGGAGGTTTT-
 ATTAATATAGGGGCTGGAACGGGATGAACTGTTTATCCCCATTATCAT-
 TAATAATAGGACATAGGGGAATTCAGTTGATTTATCAATTTTTTCTT-
 TACATTTAGCTGGGGCTTCTTCTATTATAGGGTCAATTAATTTTATTGT-
 TACAGTGATTAATACATGATTAATAATACTAATATAGATAAATATCTT-
 TATTTGTTTGATCTATTTTATCACTACAATTTTACTTTTATTATCTT-
 TACCAGTTTTAGCTGGAGCTATTACAATATTATTAAGAGACCGAAAT-
 TAAATACTAGATTTTTTGATCCTTCGGGTGGGGGAGATCC-----.

Holotype ♀. Guanacaste, Pailas Dos, PL12-9, 10.76, -85.3341, 809 meters, 15-22/v/2014, Malaise trap PL12-9A. Depository: CNC.

Host data. None.

Holotype voucher code. BIOUG29216-H07.

Paratypes. None.

Etymology. *Chelonus josealfredohernandezi* is named to honor Sr. Jose Alfredo Hernandez of CONAGEBIO for his deep understanding and advising for the Costa Rican government permits for BioAlfa bioinventory.



Figure 114. *Chelonus josealfredohernandezi*, holotype.

***Chelonus josefernandeztrianai* Sharkey, sp. nov.**

<http://zoobank.org/9702D736-3794-4079-9EBA-7B2B6060ADC7>

Figure 115

Diagnostics. BOLD:ACJ1335. Consensus barcode. AATTTTGTATTT-TATTTTTTGG AATATGATCAGGGATAATAGGATTATCATTAAGGTTAT-TAATTCGAATAGAATTAAGTATGTGGGTAGATTATTTATAAATGATCAGT-TATATAATAGAATTGTAACAATACATGCATTTATTATAATTTTTTTTATAGT-CATACCAATTATAAATTGGTGGTTTTGGGAATTGATTAATTCCTTTAAT-ATTAGGATTACCAGATATAATTTTTCTCGAATAAATAATATAAGATTTT-GATTATTAATTCCTTCAATTATTTTATTAATTATAGGGGGATTTG-TAAATATAGGAGTTGGAAGTGGTTGAACTGTATATCCACCTTTATCTT-TATTAATAAGACATAGAGGTATTTTCAGTAGATTTATCAATTTTTTCTTT-GCATTTAGCTGGGATATCTTCAATTATAGGGTCTATTAATTTTATTGT-TACAATTTTAAATACATGAATAAATAAAAAAATGATAGATAAATTTCTTT-TATTTGTTTGATCAGTATTTATTACAACAATTTTATTATTATTATCTTTAC-CAGTTTTAGCTGGAGCAATTACAATGTTGTTAAGTGATCGAAATTTAAAT-ACAAGATTTTTTGATCCTTCTGGTGGAGGAGATCCAGTATTATAT-CAACATTTATTT-----.

Holotype ♂. Guanacaste, Sector Santa Rosa, Bosque San Emilio, 10.8438, -85.6138, 300 meters, 02–09/iv/2012, Malaise trap. Depository: CNC.



Figure 115. *Chelonus josefernandeztrianai*, holotype.

Host data. None.

Holotype voucher code. BIOUG07458-A09.

Paratypes. None.

Etymology. *Chelonus josefernandeztrianai* is named to honor Dr. José Fernandez-Triana for his many years of mentoring and taxonomic applications to the bioinventory of the Microgastrinae, Braconidae, of ACG.

***Chelonus josehernandezcortesi* Sharkey, sp. nov.**

<http://zoobank.org/1B4DB395-27E9-4E3D-B9FC-7E9B95D0F216>

Figure 116

Diagnostics. BOLD:ACR6579. Consensus barcode. ATATTATATTTTATTTTTG-GTATATGATCTGGAATATTAGGTTTATCATTAAGTTTATTAATTCGAAT-AGAATTAAGAATTACGGGTAGATTATTTATAAATGATCAATTATATAA-TAGAATTGTAACTATACATGCTTTTATTATAATTTTTTTTTATGGTTATAC-CAATTATAATTGGTGGTTTTGGGAATTGACTAATCCACTAATATTAG-GTTTACCTGATATGATTTTTCCCTCGAATAAATAATAAGTTTTTGATT-ATTAATACCTTCGTTATTATTGTTATTATTAGGAGGATTTGAAATATAG-GAGTAGGAACAGGTTGAACAGTTTATCCACCATTTATCTTTATTAATAG-GTCATAGTGGAATTTCAAGTTGATTTATCAATTTTTCTTTACATT-TAGCTGGGGCATCTTCAATTATAGGATCAATTAATTTTATTGTAACAATT-ATTAATACATGAATAAATAAATAAATTTATAGATAAATTTCCATTATTTGTTT-



Figure 116. *Chelonus josehernandezcortesi*, holotype.

GATCAGTATTTATTACTACAATTTTGTATTATTATCTTTACCAGTATT-
AGCTGGTGCAATTACAATATTATTAAGTGATCGAAATTTAAAT.

Holotype ♀. Guanacaste, Pailas Dos, PL12-3, 10.7631, -85.3344, 820 meters, 13–20/ii/2014, Malaise trap PL12-3A. Depository: CNC.

Host data. None.

Holotype voucher code. BIOUG29681-C10.

Paratype. Malaise-trapped. BIOUG17842-H09. Depository: CNC.

Etymology. *Chelonus josehernandezcortesi* is named to honor Sr. José Hernandez of GDFCF and ACG for his many years as a dedicated inventory parataxonomist for ACG.

***Chelonus josemanuelperezii* Sharkey, sp. nov.**

<http://zoobank.org/2F9DB29F-7FEB-45A2-8F31-2F0B0EB0C17E>

Figure 117

Diagnostics. BOLD:ACZ8757. Consensus barcode. AATATTATATTTTTTTATTTG-
GTTTATGAAGAGGAATTTTAGGTTTGTCAATTAAGTTTGTAAATTCGTAT-
AGAATTAAGAATAGTTGGTAGATTATTTATAAATGATCAGCTATATAATA-
GAATTGTAACATACATGCTTTTATTATAATTTTTTTTATAGTTATACCT-
GTAATAATTGGAGGATTTGGAAATTGATTAGTTCCTTTAATATTAGGGT-
TATCAGATATAATTTTTCCACGAATAAATAATATAAGATTTTGATTGT-
TAATTCCTTCTATTTTGTATTAAATATAGGAGGATATGTGGGAACAGGGG-
TAGGTACTGGTTGAACGTTTATCCACCTTATCTTTATTAATTGGCCAT-
AGTGGAAATTTCTGTAGATTATCTATTTTCTTTACATTTAGCTGGAG-
TATCATCAATTATGGGATCTGTAAATTTATTGTTACTATTATAAATACTT-
GAATAGAAAAATAAACATGGATAAATATCTTTATTTATTTGATCTGTTTT-
TATTACTACTATTTTATTATTATTATCTTTACCTGTGTTAGCAGGTGCT-
ATTACTATATTATTAAGTGATCGTAATTTGAATACAAGATTTTTTTGATC-
CTTCAGGTGGGGGGGATCCAGTATTATATCAACATTTATTT.

Holotype ♀. Guanacaste, Sector San Cristobal, Estación San Gerardo, 10.88, -85.389, 575 meters, 29/xii/2014–05/i/2015, Malaise trap. Depository: CNC.

Host data. None.




Figure 117. *Chelonus josemanuelperezii*, holotype.

Holotype voucher code. BIOUG28039-F05.

Paratypes. All Malaise-trapped. BIOUG27759-B05, BIOUG28037-E12, BIOUG28039-G01. Depository: CNC.

Etymology. *Chelonus josemanuelperezii* is named to honor Sr. Jose Manuel Perez of GDFCF and ACG for his many years as a dedicated inventory parataxonomist for ACG.

***Chelonus josephinerodriguezae* Sharkey, sp. nov.**

<http://zoobank.org/2BC7B303-AC7A-4ACC-BF11-B435C889C995>

Figure 118

Diagnostics. BOLD:ADG0772. Consensus barcode. ATATTATATTTTCATTTTTGGTTTATGAAGCGGAATTTTAGGTTTATCATTAAGTTTATTAATTCGAATAGAATTAAGAATAGTAGGAAGTTTATTTTAAATGATCAATTATATAATAGAATGTAAACAATACATGCTTTTATTATAATTTTTTTTATAGTTATACCAATTATAATTGGTGGATTTGGGAATTGATTAGTTCCATTAATATTAGGATTATCTGATATAATTTTTCCACGAATAAATAATATAAGATTTTGATTATTAATTCCTTCAATTTTATTATTAATTTTAGGAAGATATGTAGGTACTGGAGCAGGAACAGGATGAACTGTATATCCACCATTATCTTTATTAATAGGTCATAGAGGAATATCTGTAGATTTATCAATTTTTCTTTACATTTAGCTGGAATTTCTTCTATTATAGGTTCAATTAATTTTATTGTGACAATATAAATACTTGAATATTAATAAATAATATAGATAAATAATTCATTATTTATTGATCTGTTTTTATTACAATTTTTATTGTTATTATCTTTACCTGTATTAGCTGGTGCAATTACAATATTATTAAGTGATCGTAAT-----.



Figure 118. *Chelonus josephinerodriguezae*, holotype.

Holotype ♀. Guanacaste, Sector Cacao, Derrumbe, 10.9292, -85.4643, 1220 meters, 25/xii/2014–01/i/2015, Malaise trap. Depository: CNC.

Host data. None.

Holotype voucher code. BIOUG31680-G05.

Paratypes. None.

Etymology. *Chelonus josephinerodriguezae* is named to honor Dr. Josephine Rodriguez of the University of Virginia's College at Wise, for her intense collaboration and taxonomy of ACG Microgastrinae as part of the ACG ongoing Biodiversity Inventory.

***Chelonus juanmatai* Sharkey, sp. nov.**

<http://zoobank.org/D888F34C-1362-499D-BE02-4FFAC8EF1724>

Figure 119

Diagnosics. BOLD:ABY3313. Consensus barcode.

AATATTATATTTTTTTATTTGGTTTATGAAGAGGAATTTTtaggTTT-
GTCATTAAGTTTGTTAATTTCGTATAGAATTAAGAATAGTTGGTAGAT-
TATTTATAAATGATCAGCTATATAATAGAATTGTAAC TATACATGCTTT-
TATTATAATTTTTTTTATAGTTATACCTGTAATAATTGGAGGATTTG-
GAAATTGATTAGTTCCTTTAATATTAGGGTTATCAGATATAATTTTTTC-
CACGAATAAATAATATAAGATTTTGATTGTTAATTCCTTCTATTTTGT-
TATTAATTATAGGAGGATATGTGGGAACAGGGGTAGG TACTGGTT-
GAACTGTTTATCCACCTTTATCTTTATTAATTGGCCATAGTGGAATTTCT-
GTAGATTTATCTATTTTTTTCTTTACATTTAGCTGGAGTATCATCAAT-
TATGGGATCTGTAAATTTTATTGTTACTATTATAAATACTTGAATA-
GAAAAATAAACATGGATAAATATTCTTTATTTATTTGATCTGTTTTT-
ATTACTACTATTTTATTATTATTATCTTTACCTGTGTTAGCAGGTGCT-
ATTACTATATTATTAAGTGATCGTAATTTGAATACAAGATTTTTTTGATC-
CTTCAGGTGGGGGGGATCCAGTATTATATCAACATTTATTT.



Figure 119. *Chelonus juanmatai*, holotype.

Holotype ♂. Alajuela, Sector San Cristobal, Finca San Gabriel, 10.878, -85.393, 645 meters, caterpillar collection date: 13/viii/2011, wasp eclosion date: 29/viii/2011. Depository: CNC.

Host data. immidjanzen01 Janzen23 (Immidiae) feeding on *Pentagonia donnell-smithii* (Rubiaceae).

Caterpillar and holotype voucher codes. 11-SRNP-3192, DHJPAR0048103.

Paratypes. None.

Etymology. *Chelonus jankoshimurae* is named to honor Sr. Juan Mata for his outstanding laboratory photography contributions to the INBio, MN, and BioAlfa taxonomy publications from BioAlfa and his interest in Mantodea.

***Chelonus jankoshimurae* Sharkey, sp. nov.**

<http://zoobank.org/D4EF9F0A-F329-4130-934E-9D41DF6A8E24>

Figure 120

Diagnostics. BOLD:AAF2633. Consensus barcode. AATATTATATTTTATTTTGTG-TATATGATGTGGTATACTTGGATTATCATTAAGTATATTAATTCGAATA-GAATTAAGTATAGTTTCAAGTTTATTAATAAATGATCAATTATATAATA-GAATTGTTACAATACATGCATTTGTAATAATTTTTTTTATGGTTATAC-




Figure 120. *Chelonus jankoshimurae*, holotype.

CARTTATAATTGGTGGATTTGGGAATTGGTTAATTCATTAAATATTAGGATTATCAGATATAATATTTCCACGAATAAATAATATAAGATTTTGATTGT-TAGTACCGTCAATTATATTATTAATTTTAAGAGGTTTTATTAATACTG-GTGTGGAACTGGATGAACAGTTTATCCCCATTATCTTTATTAATAG-GTCATGGGGGAATTTCTGTAGATTTATCAATTTTTCTTTACATT-TAGCAGGGGCTTCATCAATTATAGGTTCAATTAATTTTATTGTTACAG-TAATAAATCTTGAATAAAAATTAAGTTATATAGATAAAATTTGCTTTATTT-GTTTGATCAGTTTTTATTACAACAATTTTATTATTATTATCTTTACCGGT-ATTAGCAGGAGCTATTACTATATTATTAAGGGATCGAAATTTAAATACAA-GATTTTTTTGATCCTTCAGGAGGAGGAGATCCTGTATTATATCAACATT-TATTT.

Holotype ♂. Guanacaste, Sector Orosi, Maderos, 11.005, -85.475, 510 meters, caterpillar collection date: 19/vi/2010, wasp eclosion date: 07/vii/2010. Depository: CNC.

Host data. *Diaphania hyalinata*DHJ02 (Crambidae) feeding on *Gurania makoyana* (Cucurbitaceae).

Caterpillar and holotype voucher codes. 10-SRNP-21385, DHJPAR0040366.

Paratypes. Hosts = *Diaphania hyalinata*DHJ01, *Diaphania hyalinata*DHJ02. BIOUG17755-H07, DHJPAR0021626, DHJPAR0029175, DHJPAR0029176, DHJPAR0039504, DHJPAR0040367, DHJPAR0040373, DHJPAR0040374. Depository: CNC.

Etymology. *Chelonus junkoshimurae* is named to honor Sra. Junko Shimura of the Convention for Biological Diversity for her biopolitical support of BioAlfa and conservation of tropical biodiversity.

***Chelonus kateperezae* Sharkey, sp. nov.**

<http://zoobank.org/897CDE06-4307-45D2-9B80-5E347CF359AB>

Figure 121

Diagnostics. BOLD:ACR8387. Consensus barcode. TATTTTATGTTTGGTATATGATCAGGTATATTAGGTTTATCTTTAAGATTAATTATTCGAATAGAATTAGGAACTTTAAAACTTTATTGTTTAAATGATCAATTATATAATAGATTAGTTACTTTACATGCTTTTGTAAATAATTTTTTTTATGGTTATGCCAGTAATAATTGGTGGTTTTGGAAATTGATTAATTCCTTTAATATTAGGTTTATCAGATATAATTATTTCCACGTATAAATAATATAAGTTTTTTGATTATTAGTGCCATCAATGATTTTATTATTAAATAAGTGGTTTTGTAAATGTTGGAGTTGGTACAGGTTGAACGGTTTATCCTCCTTTATCTTCTTTAATTGGTCATAGGGGTGTATCGGTTGATATATCGATTTTTTTCTTTACATT-TAGCAGGGATATCATCAATTATGGGAGCAATTAATTTTATTGTAAGTGT-TATAAATACTTGATTAAAATATAATTTTATAGATAAAATTTTCCTTTATTTGTTTGATCAGTGTATATTACAGCTATTTTATTATTATTGTCTTTAC-CAGTTTTAGCAGGGGCTATTACTATATTGTTAAGGGAT-----
-----.



Figure 121. *Chelonus kateperezae*, holotype.

Holotype ♀. Guanacaste, Sector Santa Rosa, Bosque San Emilio, 10.8438, -85.6138, 300 meters, 04-11/vi/2012, Malaise trap. Depository: CNC.

Host data. None.

Holotype voucher code. BIOUG17967-C10.

Paratypes. None.

Etymology. *Chelonus kateperezae* is named to honor Ms. Kate Perez for her many years laboring in execution and administration of the field and laboratory actions performed by the Centre for Biodiversity Genomics to rapidly and accurately DNA barcode tens of thousands of Costa Rican insects from Malaise traps installed by ACG and BioAlfa.

***Chelonus luciariosae* Sharkey, sp. nov.**

<http://zoobank.org/44660355-15FF-48BC-8BDE-3786E8A31516>

Figure 122

Diagnostics. BOLD:ACM2853. Consensus barcode. TACTTTATATT-TAATTTTTGGTATATGATCAGGTATATTTGGTTTATCTTTAAGTTTAT-TAATTCGTTTAGAATTAAGTGGATTAATAAGATTTTTTAATAATGAT-CAATTATATAATAGAATAATTACTTTACATGCTTTTATTATAATTTTTTT-TATAGTAATACCAATTATAATAGGTGGTTTTGGAAATTGATTAATTC-CAATAATATTGGGTTTAATAGATATAGCTTTTCCTCGATTAAATAATT-



Figure 122. *Chelonus luciariosae*, holotype.

TAAGGTTTTGATTATTAATTCCTTCAATTATATTATTAGTTATAAGTAGATTTGTA AATAGTGGTTCTGGTACAGGTTGAACAGTTTATCCTCCATTATCTTCATTAATAGGTCATGGGGGGGTATCAGTAGATATAAC-TATTTTTTCTTTACATTTAGCAGGTGTGCTTCAATTTTAAGATCAAT-TAATTTTATTGTA ACTATTTTAAATAGTTGAATAAATGTAAAGTATATA-GATAAATTCCTTTATTTATTTGATCTGTTTTTCTTACAGCAATTTAT-TATTATATCTTTACCTGTATTAGCAGGGGCAATTA CTATATTAAGAGATCGAAATATAAATACTAGATTTTTTGATTCTTCAGGAGGAGGTGATC-CTATTTGTATCAGCATTATT.

Holotype ♂. Alajuela, Sector San Cristobal, Jardin Estrada, 10.865, -85.397, 722 meters, caterpillar collection date: 30/xii/2013, wasp eclosion date: 24/i/2014. Depository: CNC.

Host data. chryBioLep01 BioLep174 (Pyrilidae) feeding on *Mansoa hymenaea* (Fabaceae).

Caterpillar and holotype voucher codes. 13-SRNP-7596, DHJPAR0054557.

Paratypes. Host = chryBioLep01: BioLep174, DHJPAR0054549, DHJPAR0054550, DHJPAR0054552, DHJPAR0054555, DHJPAR0054559, DHJPAR0054561, DHJPAR0054563, DHJPAR0054567, DHJPAR0054782. Depository: CNC.

Etymology. *Chelonus luciariosae* is named to honor Sra. Lucia Rios of GDFCF and ACG for her many years as a dedicated inventory parataxonomist for ACG.

***Chelonus luzmariaromeroae* Sharkey, sp. nov.**

<http://zoobank.org/5E315E19-5A3A-4092-BD8A-88E5DD2784D2>

Figure 123

Diagnostics. BOLD:AAM1444. Consensus barcode. GACATTATATTTT-TATTTGGTATATGATCAGGGTTTTTTGGTTTATCATTAAGAATAT-TAATTCGTATAGAATTAAGTTCTTTAGGTAGATTATTAATAAATGAT-




Figure 123. *Chelonus luzmariaromeroae*, holotype.

CAATTGTATAATAGAATTGTAACATGTCATGCTTTTATTATAATTTTTTTT-
 TATAGTTATACCAATTATAATTGGTGGATTTGGTAATTGGATAGTTCCTT-
 TAATGTTAGGTATATGTGATATAATATTTCCCTCGAATAAATAATATAA-
 GATTTTGGATATTAATACCTTCTTTAATAATATTAATTTTAGGAA-
 GGTTAGTAAATATGGGTGTTGGGACAGGATGAACAGTTTATCCTC-
 CTTTATCTTTATTAATAGGACATGGGGGGATYTCCTTAGATTTAT-
 CAATTTTTCTTTACATTTAGCAGGGATTTCTTCAATTTTAGGTTCTAT-
 TAATTTTATTGTAACATTTTAAATACTTGRATAGAAAAAAATTTTGG-
 GATATATTTCCCTTTATTTATTTGATCAGTATTTATTACAACAATTTTAT-
 TATTATATCATTACCAGTATTAGCTGGCGCAATTACTATACTTTTAAAGT-
 GATCGTAATTTAAATACAAGATTTTTTGATCCTGCTGGTGGAGGGGATC-
 CTGTATTATATCAACATTTATTT.

Holotype ♂. Alajuela, Sector San Cristobal, Tajo Angeles, 10.865, -85.415, 540 meters, caterpillar collection date: 12/viii/2011, wasp eclosion date: 28/viii/2011. Depository: CNC.

Host data. *Dichomeris* Janzen703 (Gelechiidae) feeding on *Koanophyllon hylonoma* (Asteraceae).

Caterpillar and holotype voucher codes. 11-SRNP-3178, DHJPAR0048167.

Paratypes. Hosts = *Dichomeris* Janzen703, *Dichrorampha* Janzen322. DHJPAR0037974, DHJPAR0037975. Depository: CNC.

Etymology. *Chelonus luzmariaromeroae* is named to honor Sra. Luz Maria Romero for her decades of conducting and developing the ACG Biological Education Program, followed by more than a decade of mentoring the parataxonomists as to how to better manage and polish their field databases and their Species Pages on the ACG web site.

***Chelonus manuelpereirai* Sharkey, sp. nov.**

<http://zoobank.org/0D813931-7C78-4E1D-B03C-0B14E77A159D>

Figure 124

Diagnostics. BOLD:ACP7116. Consensus barcode. AACATTATATTTTTTTA-
 TATGGAATATGATCTGGATTTTTTGGTCTATCACTAAGTATATTAATTC-
 GAATAGAATTAAGATCTTTAGGAAGATTTTTATTAAATGATCAATTA-
 TATAATAGAATTGTTACAATACATGCATTTATTATAATTTTTTTTATAGT-
 TATACCTATATAGTAGGTGGTTTTGGAAATTGAATAGTTCCCTATAAT-
 ATTAGGTTTACCAGATATAATTTTTCCACGAATAAATAATTTAAGATTTT-
 GATTATTAATTCATCATTAATTTTATTAATTTTAAGTAGTTTAGT-
 TAATTCAGGAGTTGGTACAGGTTGAACCGTTTATCCACCTTTATCAT-
 TATTAATAGGTCATAGAGGAATTTTCCAGTTGATTTATCAATTTTTTCTT-
 TACATTTAGCTGGAGCATCTTCAATTTTAGGATCAATTAATTTTATTG-
 TAACTACATTAATACTTTGAATAAAAAAAATATTTATAGATACTTATCCAT-
 TATTTATTTGATCAATTTTTATTACTACAATTTATTATTATTATCTTTAC-
 CTGTTTTAGCTGGTGCAATTACAATATTATTAAGAGATCGAAATTTAAAT-



Figure 124. *Chelonus manuelypereirai*, holotype.

ACAAGATTTTTTGACCCAGCAGGTGGGGGAGATCCTGTACTTTAT-
CAACATTTATTT.

Holotype ♂. Alajuela, Sector Rincon Rain Forest, Sendero Juntas, 10.907, -85.288, 400 meters, caterpillar collection date: 30/iv/2014, wasp eclosion date: 12/v/2014. Depository: CNC.

Host data. gelJanzen01 Janzen501 (Gelechiidae) feeding on *Gouania polygama* (Rhamnaceae).

Caterpillar and holotype voucher codes. 14-SRNP-42146, DHJPAR0055499.

Paratypes. None.

Etymology. *Chelonus manuelypereirai* is named to honor Sr. Manuel Pereira of GD-FCF and ACG for his many years as a dedicated inventory parataxonomist for ACG.

***Chelonus manuelzumbadoi* Sharkey, sp. nov.**

<http://zoobank.org/8A153768-F490-4F0B-BAA3-26E031C68307>

Figure 125

Diagnostics. BOLD:ACW6597. Consensus barcode. GTTTTATATTT-
TATTTTTGGAATATGGAGGGGGGTTTTGGGTTTGTCTTTAAGAT-
TAATTTTACGAATAGAATTAAGTGTTTTAGGTAGATTAATTA AAAATGAT-
CAATATATAATAGTG TAGTA ACTATACATGCTTTTGT AATAATTTTTTT-
TATGGTTATACCAGTTATAATTGGTGGTTTTGGATTAGTTCCATTAAT-
GTTGGGTTTGCCAGATATAGCATTTCCTCGAATGAATAATATAAGATTTT-
GATTATTAATTCCTTCATTATTATATTATTATTATTAGGGGGGTTTAT-
TAATAGAGGAGTGGGAACAGGGTGA ACTGTATATCCTCCATTATCGT-
CATTAATTGGTCACGGTGG AATTTCTGTAGATTTATCAATTTTTTCTT-
TACATTTAGCAGGGATATCTTCAATTATAGGAGCTATTAATTTTATTG-
TAACAGTAATAAATATAAGTTTTGATTTAAAATGTATAGATAAATATTCAT-
TATTTGTATGGTCAGTTTTGATTACAGCGGTTTTATTGTTGTTATCAT-
TACCTGTTTTGGCTGGTGAATTACTATATTATTAAGTGAT.



Figure 125. *Chelonus manuelzumbadoi*, holotype.

Holotype ♀. Guanacaste, Sector San Cristobal, Estación San Gerardo, 10.8801, -85.3889, 575 meters, 23–30/xii/2013, Malaise trap. Depository: CNC.

Host data. None.

Holotype voucher code. BIOUG23153-E04.

Paratypes. None.

Etymology. *Chelonus manuelzumbadoi* is named to honor Sr. Manuel Zumbado as an outstanding parataxonomist turned curator of Diptera in the INBio-MN insect collection and now part of the BioAlfa national biodiversity inventory.

***Chelonus marianopereirai* Sharkey, sp. nov.**

<http://zoobank.org/2AAA7D76-F632-4409-B00A-E2001FBF8492>

Figure 126

Diagnostics. BOLD:ADC0083. Consensus barcode. TTTATTTTTGGAATTT-GAGCAGGAGTTTTAGGTTTATCTTTAAGATTAATTTTACGAATAGAAT-TAAGTGTATTAGGAAGCTTATTAATAAATGATCAATTATATAATAGTGTG-



Figure 126. *Chelonus marianopereirai*, holotype.

GTTACTATACATGCTTTTGTAATAATTTTATGGTGATACCAATTATGATTGGGGGATTTGGTAATTGATTAATCCATTAATATAGGATTACCTGATATAGCTTTCCACGAATAAATAATATAAGATTTGATTATTAATTCCTTCATTAATATTATTGTTATTAAGAAGATTTGTAAATACAGGTGTAGGAAGTGGATGAACAGTTTATCCACCATTATCATTAATAGGTCATGGAGGAATTTCCGTGGATTTATCAATTTTCTTTACATTTAGCAGGTATCTTCAATTATAGGAGCAATTAATTTATTGTTACAGTTTAAATACAAATTTTGATATAAATTATATAGACAAATTTCCATTATTTGTATGATCTGTATTAATTACAGCAATTTATTATTATTGTCATTACCTGTTTAGCTGGTGCAATTACTATA-----.

Holotype ♀. Guanacaste, Pailas Dos, PL12-3, 10.7631, -85.3344, 820 meters, 06–13/xi/2014, Malaise trap PL12-3A. Depository: CNC.

Host data. None.

Holotype voucher codes: BIOUG30255-D09.

Paratypes. None.

Etymology. *Chelonus marianopereirai* is named in honor of Sr. Mariano Pereira formerly of GDFCF and ACG for his many years as a dedicated inventory parataxonomist for ACG.

***Chelonus maribellealvarezae* Sharkey, sp. nov.**

<http://zoobank.org/9DC0539E-EA83-4F4A-B66C-E77640C240D3>

Figure 127

Diagnostics. BOLD:AAM1066. Consensus barcode. AGTATTATATTTTATTTTTGGKATATGATCGGGGGTTTTGGGTTTATCTYTAAGGTAAATAATTCGTATAGAATTRAGTATATTAGGTAGTATATTTATAAATGATCAATTATATAATAGAATTGTTACTATACATGCTTTTATTATAATTTTATATAGTTATAACCAATTATAATTGGAGGATTTGGAAATTGATTAGTACCATTAATATTAGGTTTACCAGATATAATTTTTCCTCGAATAAATAATATAA-



Figure 127. *Chelonus maribellealvarezae*, holotype.

GATTTTGATTAYTAATTCCTTCTTTATTATTATTAATTATAAGAAGTTTYG-
TAAATACAGGTGTAGGAAGTGGATGAACAGTTTATCCTCCATTATCTT-
TATTAATAGGTCATAGGGGTATTTTCAGTAGATTTATCAATTTTTTCTT-
TACATTTAGCAGGTATRTCTTCAATTATRGGGTCAATTAATTTTTATTGT-
TACTGTYTTAAATACATGAATAAATAATAAATTAATAGATAARTTTTTCTT-
TATTTGTTTGATCRATTTTTATTACAACAATTTTATTATTGTTATCTT-
TACCTGTTTTAGCGGGRGCTATTACTATATTAYTAAGGGATCGAAAT-
TTAAATACTAGATTTTTTGATCCTTCTGGAGGGGGGGATCCTATTTA-
TATCAACATTTATTT.

Holotype ♂. Guanacaste, Sector Mundo Nuevo, Vado Miramonte, 10.772, -85.434, 305 meters, caterpillar collection date: 18/xii/2009, wasp eclosion date: 31/xii/2009. Depository: CNC.

Host data. *Antaeotricha* Janzen221 (Depressariidae) feeding on *Desmodium procumbens* (Fabaceae).

Caterpillar and holotype voucher codes. 09-SRNP-58092, DHJPAR0038214.

Paratype. Host = elachjanzen01 Janzen38: DHJPAR0051929.

Etymology. *Chelonus maribellealvarezae* is named to honor Sra. Maribelle Alvarez of CONAGEBIO for her collaboration and support with the entire biodiversity permitting needs for BioAlfa and other ACG Biodiversity inventory.



Figure 128. *Chelonus markmetzi*, holotype.

***Chelonus markmetzi* Sharkey, sp. nov.**

<http://zoobank.org/E36B52F1-B99C-4B7A-8650-8FBA3BC914B8>

Figure 128

Diagnostics. BOLD:AAA4444. Consensus barcode. TATATTATATTTTATK-TTTGGGTATATGGGCTGGATTTTGGGATTATCATTAAAGATTATTAATTCG-GATAGAATTGAGAGTGCTAGGYAGAGTATTTACTAATGAYCAATTATA-TAATAGAATTGTAAC TATACATGCTTTTGTAATAATTTTTTTATGGT-TATACCAATTATGATTTGGTGGATTTGGRAATTGGTTGGTACCTTTGAT-ATTAGGATTACCGGATATAATTTTTCCTCGAATAAATAATATAAGTTTTT-GATTATTAATTCATCTTTAATATATTAATATTAGGGGGATTTGT-CAATATAGGGGTAGGTACTGGTTGAACAGTTTACCCCCATTATCTT-TATTAATAGGTCATAGAGGAGTTTCTGTTGATTTATCAATTTTTTCTTTA-CATATAGCGGGAGTYTCATCTATATAGGATCRGTAAATTTTATTGTAAC-TATTTTAAATACTTGAATAAAAAATGATTTTATAGATAAATTTCTTTATT-TATTTGATCTGTATTATTACTACTATTTTATTATTATTATCGTTACCWG-TATTAGCAGGGGCTATTACTATATTATTAAGTGAYCGTAATTTAAATACAA-GATTTTTTGATCCATCAGGTGGGGGGGATCCAATTTTATATCAACATT-TATTI.

Holotype ♀. Guanacaste, Sector Mundo Nuevo, Estación La Perla, 10.767, -85.433, 325 meters, caterpillar collection date: 18/v/2011, wasp eclosion date: 31/v/2011. Depository: CNC.

Host data. *Herpetogramma phaeopteralis* (Crambidae) feeding on *Axonopus fissifolius* (Poaceae).

Caterpillar and holotype voucher codes. 11-SRNP-5549, DHJPAR0045350.

Paratypes. Hosts = *Herpetogramma phaeopteralis*. DHJPAR0045335, DHJPAR0045355, DHJPAR0055996, DHJPAR0055997, DHJPAR0056052, BIOUG17653-H06, BIOUG18660-H04. Depository: CNC.

Other material. Specimens from Mexico (BIOUG19755-A08, BIOUG20526-D01) share the same BIN on BOLD and may be conspecific. They were not examined.

Etymology. *Chelonus markmetzi* is named to honor Dr. Mark Metz of the Smithsonian Institution and USDA for his open-mindedness in exploring and conducting the biopolitics of micromoth taxonomy and patronyms for ACG and BioAlfa.

***Chelonus markshawi* Sharkey, sp. nov.**

<http://zoobank.org/02143B0E-E380-4706-B6B3-F736FBCCD763>

Figure 129

Diagnostics. BOLD:ACL6642. Consensus barcode. GATACTTTATTTTATTTTTG-GTATTTGATCAGGAATATTAGGTTTATCTTTGAGAATAAT'TATTCGTT-TAGAGTTAATTTATGTTGGGAGATTTTAAACAAATGATCAGTTA-TATAATAATATGTAACTATACATGCATTTATTATAATTTTTTTTATAGTAAT-




Figure 129. *Chelonus markshawi*, holotype.

GCCAGTAATAATTGGGGGGTTTGGAAATTGATTGGTTCCTTTAATATTAGGATTATCAGATATATCTTTTCCTCGTATAAATAATATAAGATTTTGATTATTAATTCCTTCAATTTTAATAATGTTAATAAGGGGGTTTGTAATATGGGTGCAGGAAGTGGATGAACAGTGTATCCTCCTTTATCTTTAAGTATGGGTCATAGTGGTATTTCTGTAGATATAGTAATTTTTCTTTTACATTTAGCTGGGATATCTTCTATATGGGTGCTATTAATTTTATTACTACTGTAATGAATACTTGAATAAATGTAAAATTAATAGATAAATTTTCCTCTATTTATTTGATCTGTTATATTACAGCAATTTTATTATTGTTATCATTGCCTGTGTTGGCAGGAGCAATTACTATATATTAAGAGATCGTAATATAAATACAAGATTTTTTGATTCATCTGTGGTGGAGATCCTGTATATATCAACATTTATTT.

Holotype ♀. Alajuela, Sector Rincon Rain Forest, Quebrada Escondida, 10.899, -85.275, 420 meters, caterpillar collection date: 01/vii/2013, wasp eclosion date: 04/ix/2013. Depository: CNC.

Host data. *Stenoma* Janzen142 (Depressariidae) feeding on *Calyptrogyne trichostachys* (Arecaceae).

Caterpillar and holotype voucher codes. 13-SRNP-42923, DHJPAR0053672.

Paratypes. None.

Etymology. *Chelonus markshawi* is named to honor Dr. Mark Shaw of National Museums Scotland for his many decades of exploring the natural history and taxonomy of European parasitic Hymenoptera.

***Chelonus martajimenezae* Sharkey, sp. nov.**

<http://zoobank.org/850545F0-13F0-4268-A7CB-B7F7D75AE078>

Figure 130

Diagnostics. BOLD:ADA0878. Consensus barcode. GTATTATATTTTTTATTTGGATTATGATCAGGTGTAATAGGTTTATCATTAAAGAATAATATTTCGTTTTGAGTTAATATATCCTGGAGCATTTATAGGAAATGATCAATTATATAAAGAGTTGTTACTATACATGCATTTGTAATGATTTTTTTTATAGTTATACCGGTAATAATTGGAGGATTTGAAATTTGATTAATTCCTTTAATATTAGGTTTACCGGATATAGCTTTTCCACGAATAAATAATATAAGGTTTTGATTATTAATACCTTCAATATTATTYTTAATTATAGGTAGATTATTAATAGAGGCACTGGTACTGGATGAACCGTTTATCCACCTTTATCTTTAATTATAGGTCATAGTGGTATTTTCAGTTGATTTTACAATTTTTCTTTACATTTGGCTGGAATATCATCAATTATAGGTGCTTTAAATTTTATTGTTACTATTATTAATACTTGAATAAGAAAAATTTATATAGATAAATTTCTTTTRTTTGATGATCAGTATTTATTACAGCAATTTTGTTATTAATATCTTTACCTGTTT-TAGCTGGGGCAATTACTATATTATTAAGTGATCGTAATATTAAT.

Holotype ♂. Alajuela, Sector San Cristobal, Estación San Gerardo, 10.8801, -85.389, 575 meters, 25/viii-01/ix/2014, Malaise trap. Depository: CNC.

Host data. None.

Holotype voucher code. BIOUG27764-E10.

Paratypes. None.




Figure 130. *Chelonus martajimenezae*, holotype.

Etymology. *Chelonus martajimenezae* is named to honor Sra. Marta Jimenez, former director of CONAGEBIO, for her welcoming and exploratory attitude about Costa Rican national biodiversity inventory preview of BioAlfa.

***Chelonus mayrabonillae* Sharkey, sp. nov.**

<http://zoobank.org/EE46ACA-428A-4F16-8217-61FCC46A261D>

Figure 131

Diagnosics. BOLD:ADB0889. Consensus barcode. GTATTATATTTTTTATTTG-GATTATGATCAGGTGTAATAGGTTTATCATTAAGAATAATTATTCGTTTT-GAGTTAATATATCCTGGAGCATTTATAGGAAATGATCAATTATATAATA-GAGTTGTTACTATACATGCATTTGTAATGATTTTTTTTTATAGTTATAC-CGGTAATAATTGGAGGATTTGGAAATTGATTAATTCCTTTAATATTAG-GTTTACCGGATATAGCTTTTCCACGAATAAATAATATAAGGTTTTGAT-TATTAATACCTTCAATATTATTYTTAATTATAGGTAGATTATTAATAGAG-GCACTGGTACTGGATGAACCGTTTATCCACCTTTATCTTTAATTATAG-GTCATAGTGGTATTTTCAGTTGATTTTACAATTTTTTCTTTACATTTG-GCTGGAATATCATCAATTATAGGTGCTTTAAATTTTATTTGTTACTATTAT-TAATACTTGAATAAGAAAAATTTATATAGATAAATTTTCTTTRITTTGAT-GATCAGTATTTATTACAGCAATTTTGTATTAAATATCTTTACCTGTTT-TAGCTGGGGCAATTACTATATTATTAAGTGATCGTAATATTAAT.

Holotype ♀. Guanacaste, Pailas Dos, PL12-9, 10.76, -85.3341, 809 meters, 03–10/vii/2014, Malaise trap PL12-9A. Depository: CNC.



Figure 131. *Chelonus mayrabonillae*, holotype.

Host data. None.

Holotype voucher code. BIOUG29390-E08.

Paratypes. All Malaise-trapped. BIOUG28728-G11, BIOUG28876-C11, BIOUG29391-H05, BIOUG29395-G08, BIOUG29397-E02, BIOUG29501-H09, BIOUG29509-E11. Depository: CNC.

Etymology. *Chelonus mayrabonillae* is named to honor Sra. Mayra Bonilla of Costa Rica for her unflagging support of the Stroud-Bonilla family for decades of development and management of ACG.

***Chelonus meganmiltonae* Sharkey, sp. nov.**

<http://zoobank.org/3787BB74-CBA8-4608-BE52-4FA3D75FEE1C>

Figure 132

Diagnostics. BOLD:ADA8853. Consensus barcode. ATATTATATTTTATTTTTG-GAATTTGGTCTGGTATTTTGGGTTTATCATTAAGTATAATAATTCGAATA-




Figure 132. *Chelonus meganmiltonae*, holotype.

GAATTAAATTGTACTGGAAGTTTGTTTATTAATGATCAATTATATAATA-
 GATTAGTAACTATACATGCGTTTGTAATAATTTTTTTTATGGTTATAC-
 CAGTAATAATTGGTGGTTTTGGAAATTGATTAATTCCTTTAATATTAG-
 GATTATCTGATATAGCTTTTCCTCGAATAAATAATATGAGTTTTTGATT-
 ATTAATTCCTTCAATTTTTATATTAATTATTAGTAGATTTGTAAATATAG-
 GTGTTGGTACTGGTTGGACTGTATATCCACCTTTATCTTCATTATT-
 AGGTCATAGTGGTGTATCTGTTGATATAGCTATTTTTTCTTTACATT-
 TAGCTGGAATATCATCAATTATAGGTGCTATTAATTTTATTGTTAC-
 TATTTTAAATACATGAATAATAAATTTATTAATAGATAAATTTCCATTATTT-
 GTTTGATCAGTATTTATTACTGCTTTATTATATTATTATCATTACCTGT-
 ATTAGCTGGTGCAATTACTATATTATTAAGAGATCGTAAT-----
 -----.

Holotype ♂. Guanacaste, Pailas Dos, PL12-1, 10.7642, -85.335, 828 meters, 20–27/ii/2014, Malaise trap PL12-1A. Depository: CNC.

Host data. None.

Holotype voucher code. BIOUG28769-G03.

Paratypes. None.

Etymology. *Chelonus meganmiltonae* is named to honor Sra. Megan Milton for her many years laboring in execution and administration of the field and laboratory

actions performed by the Centre for BioDiversity Genomics to rapidly and accurately DNA barcode tens of thousands of Costa Rican insects found in ACG.

***Chelonus melaniamunozae* Sharkey, sp. nov.**

<http://zoobank.org/7B616FF6-D3C8-4AD1-A877-4431420D70C4>

Figure 133

Diagnostics. BOLD:AAM1107. Consensusbarcode. AATTTTATACTTTATTTTTG-GAATATGATCAGGTATATTAGGTTTATCTTTAAGTATAATAATTCGTT-TAGAATTAGCTTTTACTGGAAGTTTATTTATTAATGATCAATTATATAAAT-TATTAGTAACTTTACATGCTTTTGTAAATAATTTTTTTTATAGTAATGC-CATTAATAAATTGGAGGATTTGGAAATTGATTAATTCCTTTAATATTAG-GTTTACCTGATATAGCTTTTCCCTCGAATGAATAATATAAGATTTTGACT-ATTAATTCCTTCAATTTTATTAATTATAAGAAATTTTGTTAATATAG-GAGTAGGTACTGGATGAACAGTATATCCTCCATATCTTCTTTAATAGGT-CATAGAGGTATTTCTGTTGATTTGGCTATTTTCTTTACATTTGGCAG-




Figure 133. *Chelonus melaniamunozae*, holotype.

GAATATCTTCTATTATAGGAGCTATTAATTTTATTGTAAGTGTAAATTAAT-
WCTTGAATAAAAAATTTATATATAGATAAAATTATCTTTATTTGTTTGATCT-
GTTTTTATTACTGCAATTTTATTATTATTATCATTACCTGTATTAGCAG-
GAGCTATTACTATATTATTAAGAGATCGTAATATAAATACAAGATTTTTT-
GATTCATCTGGGGGAGGAGATCCTATTTTATATCAACATTTATTT.

Holotype ♂. Guanacaste, Sector Pitilla, Sendero Mismo, 10.988, -85.42, 680 meters, caterpillar collection date: 10/iii/2010, wasp eclosion date: 25/iii/2010. Depository: CNC.

Host data. gelJanzen01 Janzen758 (Gelechiidae) feeding on *Coccoloba porphyrostachys* (Polygonaceae).

Caterpillar and holotype voucher codes. 10-SRNP-30674, DHJPAR0039043.

Paratypes. Hosts = gelJanzen01 Janzen758. DHJPAR0039052, DHJPAR0039064, DHJPAR0039065. Depository: CNC.

Etymology. *Chelonus melaniamunozae* is named to honor Sra. Melania Muñoz of CONAGEBIO for her collaboration and support with the entire biodiversity permitting needs for BioAlfa and other ACG Biodiversity inventory.

***Chelonus michaelstroudi* Sharkey, sp. nov.**

<http://zoobank.org/4BAD763C-520B-488D-8F94-66D03001EB02>

Figure 134

Diagnostics. BOLD:ACR3626. Consensus barcode. TATATTATATTTTATTTTTG-
GAATATGATCTGGAATATTTGGTTTATCATTTGAGTATAATTATTCGTT-
TAGAATTAATTTATCCTGGAAGT---TTATTAATGAATGATCAATTG-
TATAATAGG-----GTAATTACTATACATGCTTTTGTAATAATTTTTTT-
TATAGTTATACCTATTATAATTGGGGGTTTTGGAAATTGATTAATTCCTT-
TAATGTTGGGTTTACCGGATATAGCATTTCCCTCGTATAAATAATATAA-
GATTTTGATTATTAATCCCTTCATTAATTATATTAATTATAGGAGGTTT-
TATTAATATAGGAGCAGGTAAGTACTGGTTGAACTATTTATCCTCCATTATCAT-
CATTAATAGGACATAGTGAATATCTGTAGATTTATCTATTTTTTCTTT-
GCATTTAGCTGGAATATCTTCAATTATAGGTGCTATTAATTTTATTGT-
TACAGTATTAATACTTGAATAGATATT-AAATTTATAGATAAATATCCAT-
TATTTGTATGATCAGTATTTATTACAGCTTTTTTATTATTATTATCATTAC-
CTGTATTAGCAGGAGCAATTAATTAAGGGATCGAAATATAAAT-
ACAAGATTTTTTGATTCTTCTGGAGGGGGAGATCCAGTTTTTATAT-
CAACATTTATTT.

Holotype ♂. Guanacaste, Sector Pitilla, Medrano, 11.016, -85.381, 380 meters, caterpillar collection date: 11/vi/2014, wasp eclosion date: 26/vi/2014. Depository: CNC.

Host data. gelJanzen01 Janzen485 (Gelechiidae) feeding on *Rinorea deflexiflora* (Violaceae).

Caterpillar and holotype voucher codes. 14-SRNP-71020, DHJPAR0056003.




Figure 134. *Chelonus michaelstroudi*, holotype.

Paratypes. None.

Etymology. *Chelonus michaelstroudi* is named for Sr. Michael Stroud for his highly meritorious behavior of collaborating with his parents in their efforts to support ACG as a whole and biodiversity development specifically.

***Chelonus michellevanderbankae* Sharkey, sp. nov.**

<http://zoobank.org/F4DE854C-9490-45C0-AEE4-D706B9291E79>

Figure 135

Diagnostics. BOLD:AAT8838. Consensus barcode. TGTTTTATATTTTATTTTTG-GAATATGATCAGGTATATTAGGATTATCTTTAAGATTATTAATTCGTATG-GAATTGAGAATAACTGGAAGATTATTAATAAATGATCAATTATATAATAG-TATTGTTACATTACATGCTTTTATTATAATTTTTTTTTATAGTTATACCAAT-TATAATTGGTGGATTTGGTAATTGATTAATTCCTTTAATATTAGGGTYAC-CTGATATAGCTTTTCCWCGAATAAATAATATAAGATTTTGGTTATTAATTC-CGTC AATTTTTTTATTGATTTTAGGTGGATTTGTTAATATAGGAGCTGG-GACTGGTTGAACAGTTTATCCTCCATTATCTTTATTAATTGGTCAT-AGTGGAGCTTCAGTGGATATATCAATTTTTTTCATTACATTTGGCTG-GAATATCTTCAATTATAGGAGCAATTAATTTTATTGTAACAGTAATTAATA-CATGAATAGATATAAAATTAATAGATAAATTTCTTTATTTGTTTGATCAG-TATTTATTACTGCAATTTTATTATTGTTGTCCTTGCCTGTATTAGCTG-GTGCTATTACTATAT'TATTAAGAGATCGTAATTTAAATACAAGATTTTTT-GATCCATCTGGTGGGGGGGATCCTGTTTTATATCAGCATTTATTT.



Figure 135. *Chelonus michellevanderbankae*, holotype.

Holotype ♀. Guanacaste, Sector Pitilla, Sendero Mismo, 10.988, -85.42, 680 meters, caterpillar collection date: 16/ii/2010, wasp eclosion date: 08/iii/2010. Depository: CNC.

Host data. Gregarious parasitoid of *Anacrusis nephrodes* (Tortricidae) feeding on *Zygia palmana* (Fabaceae).

Caterpillar and holotype voucher codes. 10-SRNP-30487, DHJPAR0038977.

Paratypes. Host = *Anacrusis nephrodes*: DHJPAR0029134, DHJPAR0029135, DHJPAR0039447, DHJPAR0040018, DHJPAR0040021, DHJPAR0040406, DHJPAR0047069, DHJPAR0049118, DHJPAR0050964, DHJPAR0055415. Depository: CNC.

Etymology. *Chelonus michellevanderbankae* is named for Dr. Michelle Van Der Bank of South Africa in recognition of her broad efforts to introduce DNA barcoding into the process of understanding South African biodiversity for its conservation.

***Chelonus mingfangi* Sharkey, sp. nov.**

<http://zoobank.org/D03A34F0-3F6A-482A-A279-9525BE55A3D9>

Figure 136

Diagnosics. BOLD:ADA5459. Consensus barcode. ATTTTATATTTTTTATTTG-GTATATGGTCAGGAATATTAGGATTATCTTTAAGAATATTAATTCGTATA-



Figure 136. *Chelonus mingfangi*, holotype.

GAATTAAGGTTTTCTGGAAGGTTATTTTTTAAATGATCAATTATATAATAG-
 GATTGTTACTATACATGCTTTTTGTTATAATTTTTTTTTATAGTGATAC-
 CAATTATAATTGGGGGATTGGAAATTGATTAATTCCTTTAATATTAG-
 GATTACCTGATATAGCTTTTCCTCGAATAAATAATATAAGATATTGATT-
 ATTAATTCCTTCTTTATTAATATTAATAATAAGTGGATTATTAATATAG-
 GAGTAGGTAAGGATGAACTATTTATCCTCCTTTATCATTATTAATAG-
 GTCATGGAGGTATTTCTGTGGATATATCAATTTTTTCTTTACATT-
 TAGCTGGGATATCTTCTATTATAGGAGCTATTAATTTTATTATTACTAT-
 TATTAATACTTGAATAGATATTAATTTTATAGATAAGTTTCCTTTATTTGT-
 TATGTCAGTTTTTATTACTGCTATTTTATTATTATTATCATTACCAGTATT-
 AGCAGGGGCTATTACTATATTATTAAGAGATCGTAAT-----
 -----.

Holotype ♂. Guanacaste, Sector San Cristobal, Estación San Gerardo, 10.8801, -85.389, 575 meters, 24–31/iii/2014, Malaise trap. Depository: CNC.

Host data. None.

Holotype voucher code. BIOUG28344-E03.

Paratypes. None.

Etymology. *Chelonus mingfangi* is named for Mr. Ming Fang of Japan and Hawaii for his magnanimous collaboration with Mrs. Jessie Hill in supporting the growth and survival of the ACG parataxonomist program and its operations.

***Chelonus minorcarmonai* Sharkey, sp. nov.**

<http://zoobank.org/1B96D92D-BE87-49BA-8A25-B863FACB6790>

Figure 137

Diagnostics. BOLD:ADB0320. Consensus barcode. ATTTTATATTTTTTATTTG-
 GTATATGATCTGGTATATTAGGATTATCATTAAGTATATTAATTCGTATA-
 GAATTAAGATTTTTCTGGTAGGTTATTTATAAATGATCAATTATATAA-
 TAGAATTATTACTTTACATGCTTTTTGTTATAATTTTTTTTTATAGTTATAC-
 CTATTATAATTGGTGGATTTGGTAATTGATTAGTTCCTTTAATATTAG-
 GTTTACCTGATATAGCTTTTCCTCGAATAAATAATATAAGATTTTGATT-
 ATTAATTCCTTCATTATTATATTATTAATAAGAGGATTATTAATATAG-
 GTGTAGGTACAGGTTGAACAGTTTATCCACCTTTATCATTATTAATTG-
 GTCATGGTGGAAATTTCTGTTGATATATCAATTTTTTCTTTACATT-
 TAGCTGGTATATCATCAATTATAGGTGCAATTAATTTTATTGTTACTAT-
 TATTAATACATGATTAAATATTAATTATATAGATAAATTTCTTTATTTG-
 TAATATCAGTTTTTATTACTGCAATTTTATTATTATTATCTTTACCAGTTT-
 TAGCAGGTGCTATTACTATATTATTAAGGGATCGTAATATAAATACAA-
 GATTTTTT.

Holotype ♀. Guanacaste, Pailas Dos, PL12-3, 10.7631, -85.3344, 820 meters, 05–12/xii/2013, Malaise trap PL12-3A. Depository: CNC.

Host data. None.



Figure 137. *Chelonus minorcarmonai*, holotype.

Holotype voucher code. BIOUG29282-H09.

Paratypes. All Malaise-trapped. BIOUG28697-B07, BIOUG29112-C06, BIOUG29112-F08, BIOUG29415-F01. Depository: CNC.

Etymology. *Chelonus minorcarmonai* is named to honor Sr. Minor Carmona of GDFCF and ACG for his many years as a dedicated inventory parataxonomist for ACG.

***Chelonus monikaspringerae* Sharkey, sp. nov.**

<http://zoobank.org/095F7A77-3C26-4B51-82A9-436A6080BC5F>

Figure 138

Diagnostics. BOLD:ACU3782. Consensus barcode. ATATTATATTTTATATTTG-GAATATGATCTGGTATATATGGTTTGTCTTTAAGTTTATTAATTCGTATG-GAATTAAGGATAGCAGGTAGGTTATTTGTGAATGATCAATTATACAA-TAGAGTTGTTACTTTACATGCTTTTATTATAATTTTTTTTATAGTTAT-



Figure 138. *Chelonus monikaspringerae*, holotype.

GCCTATTATAATTGGTGGTTTTGGAAATTGATTAATTCCATTAATATT-
 AGGTTTACCTGATATAGCATTTCCTCGTATAAATAATATAAGATTTTG-
 GTTATTGATTCCATCTTTAATTATGTTAACATTAAGAGGATTTGT-
 TAATATAGGGGCAGGTACTGGATGAACTGTTATCCTCCTTTATCTT-
 TATTAATTGGTCACGGGGGTATTTCTGTTGATATATCAATTTTTTCTTTA-
 CATTTAGCAGGGATATCTTCTATTATAGGGGCTATTAATTTTATTGTTAC-
 TATTATTAATACATGAATAAATAAATAAATTTATAGATAAATTTCTTTATTT-
 GTTTGATCAGTTTTTATTACTGCTATTTATTATTATTATCTTTACCTGT-
 ATTAGCAGGTGCTATTACTATATTATTAAGTGATCGTAAT-----

Holotype ♀. Alajuela, Sector San Cristobal, Estación San Gerardo, 10.88, -85.389, 575 meters, 19–26/viii/2013, Malaise trap. Depository: CNC.

Host data. None.

Holotype voucher code. BIOUG19587-A04.

Paratypes. None.

Etymology. *Chelonus monikaspringerae* is named in honor of Dr. Monika Springer of the Universidad de Costa Rica for her welcoming reaction to the concept of DNA barcoding Costa Rican aquatic insects for their identification.

***Chelonus moniquegilbertae* Sharkey, sp. nov.**

<http://zoobank.org/4A270B26-3A4E-4563-A1C9-E987702F4E9B>

Figure 139

Diagnostics. BOLD:AAJ0370. Consensus barcode. TATATTATATTTTATTTTTTGGAATATGGTCAGGAATATTAGGATTGTTCGTTGAGTTTATTGATTCGTATAGAATTAAGGTTAACAGGTAGGTTATTTTTTAAATGATCAACTTTATAATAGAGTAGTAAC TATACATGCTTTTATTATAATTTTTTTTATAGTTATAACCTATTATAATTGGTGGATTGGAAATTGATTGGTTCCATTAATGTTAGGTTTACTGATATAGCATTTCCCTCGAATAAATAATATAAGATTTTGATTGTTAATTCCTGCTATTATTTTGATGATTTTAAAGAGGGTTTGTTAATATAGGAGCTGGTACTGGTTGAACAGTTTATCCTCCTTTATCTTCTTTGATAGGACATGGTGAATTTCTGTTGATATATCAATTTTTCTTTACATTTAGCTGGAGCTTCATCAATTATAGGTGCTATTAATTTTATTGTTACAGTAATTAATACTTGAATAAATATTAATTTATAGATAAATTTCTTTATTTGTTTGATCAGTATTATTACTGCTATTTTATATTATATCTTTACCTGTATTAGCGGGTGC-TATTACTATATTATTAAGAGATCGTAATATAAATACAAGATTTTTTGATCCTTCTGGTGGTGGAGATCCAGTTTTATATCAACATTTATTT.




Figure 139. *Chelonus moniquegilbertae*, holotype.

Holotype ♂. Guanacaste, Sector Pitilla, Estación Quica, 10.997, -85.397, 470 meters, caterpillar collection date: 09/viii/2009, wasp eclosion date: 31/viii/2009. Depository: CNC.

Host data. Gregarious parasitoid of *Antaeotricha spurca* (Depressariidae) feeding on *Cassia grandis* (introduced) (Fabaceae).

Caterpillar and holotype voucher codes. 09-SRNP-71792, DHJPAR0040022.

Paratypes. Hosts = *Omiodes humeralis* (Crambidae) elachJanzen01 Janzen235 (Depressariidae), elachJanzen01 Janzen38 (Depressariidae). DHJPAR0020801, DHJPAR0020805, DHJPAR0042517, DHJPAR0051323. Depository: CNC.

Etymology. *Chelonus moniquegilbertae* is named in honor of Mrs. Monique Gilbert of the GDFCF office in Vermont who is Chief Development Officer for GDFCF as well as “general fixer of many important things”.

***Chelonus motobasegawai* Sharkey, sp. nov.**

<http://zoobank.org/67B8F20E-B8BC-40C0-9ACD-142EDB3C8A8E>

Figure 140

Diagnostics. BOLD:AAW3555. Consensus barcode. TATTTTATATTTTATATTTGGTATATGAGCAGGTATATTAGGTTTATCATTAAAGTTTATTAATTCGTATAGAATTAAGATTAAGTGGTAGTTTATTTATAAATGATCAATTATATAATAGTGTAGTTACTTTACATGCTTTTATTATAAATTTTTTTTATAGTTATAACCAAT-TATAAATTGGTGGGTTTGGAAATTGATTAGTTCCTTTAATATTAGGAT-TACCTGATATAGCATTTCCCTCGAATAAATAATATAAGATTTTGATTATTAGTTCCTTCTTTATTTTTAATATTATTAAGTAGAATAGTTAATATAGGTGTAGGAAGTGGATGAACAGTTTATCCTCCTTTATCTTCATTAGTTGGTCATGGAGGAATTGCAGTAGATATATCAATTTTTTCTTTACATATAGCTGGGGCATCTTCTATTATAGGAGCAATTAATTTTTATTGT-TACTATTTTAAATTCTTGAATTGAAACTAAATTTATCGATAAATTTCCCTTATTGTATGATCAGTATTTATTAAGACTGCAATTTATTATTTGTTATCTTTACCTGTATTAGCTGGTGAATTAACAATGTTATTAAGAGATCGTAATTTAAAT-ACAAGATTTTTTGATCCTTCAGGGGGAGGAGACCCAGTTTTATATCAACATTTATTT.

Holotype ♀. Guanacaste, Sector Cacao, Estación Cacao, 10.927, -85.468, 1150 meters, caterpillar collection date: 07/i/2011, wasp eclosion date: 04/ii/2011. Depository: CNC.

Host data. Gregarious parasitoid of *Anacrusis ellensatterleeae* (Tortricidae) feeding on *Rondeletia costaricensis* (Rubiaceae).

Caterpillar and holotype voucher codes. 11-SRNP-35011, DHJPAR0042920.

Paratype. Host = *Ardeutica* Brown002 (Tortricidae): DHJPAR0030992. Depository: CNC.



Figure 140. *Chelonus motohasegawai*, holotype.

Etymology. *Chelonus motohasegawai* is named for Dr. Motohiro Hasegawa of JICA, Japan in recognition of his many years of facilitating and causing the integration of Costa Rican SINAC activities with ICE activities through his outstanding example for the Pailas II Geothermal Development Project beginning in 2013.

***Chelonus nataliaivanovae* Sharkey, sp. nov.**

<http://zoobank.org/DBB3275F-091B-42EA-BBB7-77BF7BC114FD>

Figure 141

Diagnostics. BOLD:AAF2632. Consensus barcode. TATATTATATTTTATTTTTG-GAATATGGTCAGGTATATTAGGGTTATCTTTAAGATTAATAATTCGAATA-GAATTGAGATTAAGGGGAAGATTATTTATAAATGATCAATTATATAATA-GAATTGTTACTTTACATGCTTTTGTATAAATTTTTTTTATAGTAATAC-CAATTATAATTGGGGGATTTGGAAATTGRTTAGTTCCTTTAATATTAGG-GYTRCCAGATATAGCTTTTCCACGTATAAATAATATAAGATTTTGATTAT-TAATTCCTTCACTTTTTTTAATAATTTTAAGGAGGTTTATTAATATAGGT-GTAGGGACAGGTTGAACAGTTTATCCTCCATTATCATCTTTAATTGGT-CATGGTGGTATTTCAAGTTGATATATCAATTTTTTCTTTACATTTAGCAGG-YATATCTTCAATTATAGGAGCAATTAATTTTATTGTAECTATTTTAAATACAT-




Figure 141. *Chelonus nataliaivanovae*, holotype.

GAATTAATAATAAATTTATGGATAAATTCCTTTATTTGTTTGATCTGTATT-TATTACTGCAATTTTATTATTGTTATCTTTACCTGTATTAGCTGGGGC-TATTACTATATTATTAAGTGATCGTAATTTAAATACTAGATTTTTTGATC-CTTCTGGAGGGGGGGATCCTGTATTGTATCAGCATTWTTT.

Holotype ♂. Guanacaste, Sector Pitilla, Bullas, 10.987, -85.385, 440 meters, caterpillar collection date: 28/iv/2011, wasp eclosion date: 13/v/2011. Depository: CNC.

Host data. Gregarious parasitoid of *Antaeotricha* Janzen140DHJ03 (Depressariidae) feeding on *Zygia longifolia* (Fabaceae).

Caterpillar and holotype voucher codes. 11-SRNP-65195, DHJPAR0042960.

Paratypes. Hosts = *Omiodes humeralis* (Crambidae), *Spilomela pantheralis* (Crambidae), *Antaeotricha* BioLep38 (Depressariidae), *Antaeotricha ianthina* EPR01 (Depressariidae), *Antaeotricha* Janzen140DHJ03 (Depressariidae), *Antaeotricha* Janzen401 (Depressariidae), *Antaeotricha spurca* (Depressariidae). *Amorbia productana* (Tortricidae), *Amorbia revolutana* (Tortricidae), *Anacrusis nephrodes* (Tortricidae), *Anacrusis turrialbae* (Tortricidae), *Megalota vulgaris* (Tortricidae), *Strepsicrates* Brown37 (Tortricidae). DHJPAR0029133, DHJPAR0034268, DHJPAR0035316, DHJPAR0035415, DHJPAR0035559, DHJPAR0039111, DHJPAR0040019, DHJPAR0040020, DHJPAR0045406, DHJPAR0049124, DHJPAR0049786, DHJPAR0052897, DHJPAR0053679, DHJPAR0055461, DHJPAR0056713. Depository: CNC.

Etymology. *Chelonus nataliaivanovae* is named to honor Dr. Natalia Ivanova for her many years laboring in execution and administration of the laboratory actions performed by the Centre for Biodiversity Genomics to rapidly and accurately DNA barcode tens of thousands of Costa Rican insects.

***Chelonus nelsonzamorai* Sharkey, sp. nov.**

<http://zoobank.org/9102140F-F0DA-473D-B49C-FDE454EB7666>

Figure 142

Diagnosics. BOLD:ADB4135. Consensus barcode. ATTTTATATTTTATTTTGGTATATGATCTGGAATATTAGGATTATCATTAAGATTATTAATTCGTTTAGAATTAGGTATATTAGGTAGTTTATTAATAAATGATCAATTATATAATAGAATAGTTACTTTACATGCATTTGTAATAATTTTTTTTATAGTTATACCTATTATAATTGGAGGTTTTGGTAATTGATTAATTCCTTTAATGTTAGGTTTACCAGATATAGCATTTCCTCGAATGAATAATATAAGATTTTGATTATTAATTCATCTATATTTATATTGTTAATAGGGGGATT'TGTTAATGCTGGTGCTGGAAGTGGTTGAACAGTTTATCCACCTTTATCTTCAATTATAGGACATAGGGGGGTATCTGTTGATATATCAATTTTTTCATTACATTTGGCTGGGATATCATCTATTATAGGTGCAATTAATTTTATTATTACTTCAATAAATACTTGAATATTAATAAATATATTGATAAATTTCCCTTATTTGTGTGATCGGTTTTAATTACAGCTATTTTATTATTATTATCATTACCTGTATTAGCAGGGGCTATTACTATGCTTTTAAGTGATCGTAATT-TAAATACA-----.




Figure 142. *Chelonus nelsonzamorai*, holotype.

Holotype ♀. Guanacaste, Pailas Dos, PL12-9, 10.76, -85.3341, 809 meters, 19-26/vi/2014, Malaise trap PL12-9A. Depository: CNC.

Host data. None.

Holotype voucher code. BIOUG29298-C10.

Paratypes. None.

Etymology. *Chelonus nelsonzamorai* is named to honor Dr. Nelson Zamora for his decades of taxonomic research and field surveys for the plants of Costa Rica, invaluable for the ecological understanding of ACG and the Costa Rica as a whole.

***Chelonus normwoodleyi* Sharkey, sp. nov.**

<http://zoobank.org/D118BBA8-3F6E-4E0A-BCA5-359486C9A962>

Figure 143

Diagnostics. BOLD:AAW3564. Consensus barcode. GATTTTGTATTTTATATTTGGGATATGAGCTGGAATATTAGGTTTATCATTAAGAATATTGATCCGAATAGAGTTGAGTGTAATTGGAAGATTAATATTAATGATCAATTGTATAATAGAATTGTAACCTTGCATGCTTTTGTAATAATTTTTTTTATGGTGATACCAATTATAATTGGTGGTTTTGGAAATTGATTAGTTCCATTAATAATTGGTTTACCTGATATAGCTTTTCCTCGAATAAATAATATAAGTTATTGATTGTTGATTCCCTTCTTTATTTTTATTATTATCAAGGGGATTTGTAAATACAGGAGTAGGTACTGGTTGGACAGTTTATCCTC-




Figure 143. *Chelonus normwoodleyi*, holotype.

CTTTATCTTCACTAACGGGTCATGGGGGTGTTTCTGTTGATTTGTC-TATTTTTTTCATTACATTTAGCTGGTTCTTCTTCTATTATAGGTGCTAT-TAATTTTATTGTTACAAGRITGAATACTTGATTGAGTATTTATTATATG-GATAAGATTTCTTTATTTGTTTGATCTGTATTAATTAAGTCTATTTTAT-TATTGTTATCCTTACCGGTRTTAGCGGGTGCTATTACTATACTTTTAA-GAGACCGAAATTTAAATACTAGATTTTTTTGATCCTTCTGGTGGGGGT-GACCCAGTATTATATCAACATTTATTT.

Holotype ♂. Alajuela, Sector San Cristobal, Sendero Huerta, 10.93, -85.372, 527 meters, caterpillar collection date: 22/ii/2013, wasp eclosion date: 28/iii/2013. Depository: CNC.

Host data. *Stenoma* BioLep82 (Depressariidae) feeding on *Luehea seemannii* (Malvaceae).

Caterpillar and holotype voucher codes. 13-SRNP-880, DHJPAR0051920.

Paratypes. Host = *Stenoma* BioLep82: DHJPAR0036402, DHJPAR0048089, DHJPAR0048090, DHJPAR0048196. Depository: CNC.

Etymology. *Chelonus normwoodleyi* is named to honor Dr. Normal Woodley of the Smithsonian Institution and USDA for his decades of Tachinidae fly taxonomy for ACG.

***Chelonus osvaldoespinozai* Sharkey, sp. nov.**

<http://zoobank.org/1CF9C9DC-F60A-4925-B275-B132541DDF38>

Figure 144

Diagnostics. BOLD:ABU8005. Consensus barcode. TGTATTATATTTTATTTTTG-GTATATGATCTGGGATATTAGGTTTATCACTAAGTATATTAATTCGAATA-GAATTAAGTTTGGTAGGTAGATTATTAATAAATGATCAGTTATATAATA-GAATTGTTACTTTACATGCCTTTGTTATAATTTTTTTTATAGTTATAC-CAATTATAAATTGGTGGATTTGGTAATTGATTAATTCCTTTAATATT-AGGTTTACCTGATATAGCATTTCACGATAAATAATATAAGATATT-GACTATTAATTCCTTCTTTATTTATATTATTATTAAGTGGATTTGT-TAATATAGGGGTAGGTACTGGATGAACAGTTTATCCTCCTTTATCCT-TATTGATTGGTCATGGGGGAATTTCTGTAGATTTATCTATTTTTTC-TYTACATTTAGCTGGAATATCTTCTATTATAGGGGTCYATTAATTTAT-TACTACTAGATTAATACTTGAATTAATAAAGTATATGGATAAATTYC-CTTATTTGTTTGGTCAGTATTAATTAAGTCTGTTTTATTATTATTGT-CYTTACCTGTATTGGCAGGTGCTATTACTATATTATTAAGGGATCGAAAT-TTAAATACCAGATTTTTTTGATCCATCTGGTGGGGGGGATCCAGTTTTA-TATCAGCATTATTT.

Holotype ♂. Alajuela, Sector Rincon Rain Forest, Sendero Venado, 10.897, -85.27, 420 meters, caterpillar collection date: 24/iv/2011, wasp eclosion date: 21/v/2011. Depository: CNC.

Host data. *Stenoma* Janzen230 (Depressariidae) feeding on *Xylopia frutescens* (Annonaceae).




Figure 144. *Chelonus osvaldoespinozai*, holotype.

Caterpillar and holotype voucher codes. 11-SRNP-41837, DHJPAR0042858.

Paratype. Host = *Stenoma* Janzen230: DHJPAR0052184. Depository: CNC.

Etymology. *Chelonus osvaldoespinozai* is named to honor Sr. Osvaldo Espinoza of GDFCF and ACG for his many years as a dedicated inventory parataxonomist for ACG.

***Chelonus pamelacastilloae* Sharkey, sp. nov.**

<http://zoobank.org/257D7007-E999-4561-AAC0-AADED3913464>

Figure 145

Diagnosics. BOLD:AAK1568. Consensus barcode. GATATTATATTTTATTTTTG-GTATATGATCGGGAATTTTAGGTTTATCTTTGAGAATATTAATTCGTATA-GAGTTAAGATTAAGAGGAAGTTTGTTAATAAATGATCAGTTATATAATA-GAATTGTTACTTTACATGCTTTTATTATAATTTTTTTTATGGTTATAC-CAATTATAATTGGGGGTTTTGGAAATTGATTAGTTCCTTTAATGTTAG-GAGTTCCAGATATAGCATTTCCACGAATAAATAATATAAGATATTGGT-TATTAATTCCGTCTTTATTTATATTAATTATAAGAAGATTTGTTAAT-




Figure 145. *Chelonus pamelacastilloae*, holotype.

GTAGGTGTAGGTACGGGTTGAACAGTTTATCCACCATTATCTTTAT-TAATTGGTCATGGTGGAGTTTCTGTAGATATATCAATTTTTCTTTA-CATTTAGCTGGGATATCTTCAATTATAGGTGCTATTAATTTTATTGT-TACTGGGGCAAATAGATGAATAAAGAATAAAATTTATAGATAAATATCCAT-TATTTGTATGGTCAGTATTGATTACTGCGTTATATTACTATTATCTTT-GCCAGTATTGGCGGGAGCTATTACTATATTATTAAGAGATCGTAAT-ATAAATACTAGGTTTTTTTGATCCTTCAGGTGGTGGGGATCCAGTATTA-TATCAACATTTGTTT.

Holotype ♂. Alajuela, Sector Rincon Rain Forest, Sendero Venado, 10.897, -85.27, 420 meters, caterpillar collection date: 29/vii/2011, wasp eclosion date: 26/viii/2011. Depository: CNC.

Host data. *Antaeotricha* BioLep91 (Depressariidae) feeding on *Tachigali costaricensis* (Fabaceae).

Caterpillar and holotype voucher codes. 11-SRNP-43517, DHJPAR0045401.

Paratypes. None.

Etymology. *Chelonus pamelacastilloae* is named for Sra. Pamela Castillo, Costa Rica's Vice-Minister for the Environment in the Ministry of the Environment and Energy (MINAE) and for her welcoming response to BioAlfa for Costa Rica.

***Chelonus paulgoldsteini* Sharkey, sp. nov.**

<http://zoobank.org/54BEFAD8-22E1-4AEC-8A9E-A4D6D2094E13>

Figure 146

Diagnostics. BOLD:AAE9140. Consensus barcode. GGTGTTATATTT-TATTTTTGGGATATGGGCCGGAGTATTGGGCTTATCATTAAG-



Figure 146. *Chelonus paulgoldsteini*, holotype.

TATATTAATTCGAATGGAATTAAGGGTGAGAGGTAGGTTATT-
 TATAAATGATCAGTTATATAATAGAATTGTGACTTTACATGCTTTT-
 GTTATAATTTTTTTTATAGTTATGCCAATTATAATTGGGGGGTTTGG-
 GAATTGGYTGATTCCCTTTAATATTAGGGGGTCCGGATATGGCTTTTC-
 CTCGAATGAATAATATAAGTTATTGGTTATTAATTCCTTCTTTATTTA-
 TATTGGTAGTTAGGAGGTTTATTAATATGGGGGTAGGTACGGGATGAAC-
 CGTTTATCCTCCTTTATCATTATTAATTGGTCATGGGGGYGTGTCAGTG-
 GATATATCAATTTTTTCTTTACATTTAGCTGGTGCGTCTTCAAT-
 TATAGGGGCGATTAATTTTATTGTGACAGGGGTTAATACGTGGATAA-
 GTAATAAATTAATAGATAAGTTCCCTTTATTTGTGTGATCAGTAATAAT-
 TACTGCGGTATTTATTGCTATTGTCTTTACCAGTTTTAGCTGGGGCAAT-
 TACAATGTTGTTAAGGGATCGTAATTTAAATACAAGATTTTTTCGATC-
 CTYMRGGGGGGGGGGRTCCTGTATTATATCAGCATTATTT.

Holotype ♀. Guanacaste, Sector San Cristobal, Tajo Angeles, 10.865, -85.415, 540 meters, caterpillar collection date: 23/ii/2011, wasp eclosion date: 23/iii/2011. Depository: CNC.

Host data. elachBioLep01 BioLep754 (Depressariidae) feeding on *Tapirira brenesii* (Anacardiaceae).

Caterpillar and holotype voucher codes. 11-SRNP-830, DHJPAR0042851.

Paratypes. Hosts = *Stenoma* BioLep86 (Depressariidae), elachBioLep01 BioLep754 (Depressariidae). DHJPAR0035526, DHJPAR0035527, DHJPAR0035528,

DHJPAR0039120, DHJPAR0042855, DHJPAR0046940, DHJPAR0048102, DHJPAR0048980, DHJPAR0051921, DHJPAR0051923, DHJPAR0051928, DHJPAR0056954, DHJPAR0056976. Depository: CNC.

Etymology. *Chelonus paulgoldsteini* is named for Dr. Paul Goldstein of the Smithsonian Institution and USDA in recognition of his intense care and curation and taxonomic processing of the thousands of species of DNA barcoded ACG moths being deposited in the collections of the National Museum of Natural History.

***Chelonus paulhansoni* Sharkey, sp. nov.**

<http://zoobank.org/ECF20A71-B9F7-4A17-832D-0B8319D6011B>

Figure 147

Diagnostics. BOLD:ACB1254. Consensus barcode. TGTATTATATTTTATTTTTGGTATATGATGTGGGGTTTTGGGTTTGTCTATAAGGGTATTAATTCGTATAGAATTAAGAATATCTGGAAGATTATTGTTAAATGATCAATATATAATAGAATGTGACTTTACATGCTTTTATTATAATTTTTTTTATGGTTATACCAATTATGATTGGGGGATTTGGAAATTGATTAGTTCCTTTAATATTAGGGTTACCTGATATAGCATTTCCTCGAATAAATAATATAAGATATTGATTATTAATTCATCTTTATTTTTGTTATTAATAAGTGGATTTATTAATGTGGGGGTAGGTAAGTGGTGAACAGTTTATCCTCCATTATCTTTATTAATTGGACATGGAGGAATTTTCAGTAGATATATCAATTTTTTCATTACATTTAGCTGGGGTTTCATCAATTATAGGTGCAATTAATTTATTACTACAATTATAAATATATGATTAATAAATAAATTTATAGATAAATTTTCCTT-



Figure 147. *Chelonus paulhansoni*, holotype.

TATTTGTATGATCAGTTTTGATTACTGCATTTTTATTATTATTATCTT-TACCAGTTTTGGCAGGTGCTATTACTATATTATTAAGTGATCGTAAT-ATAAATAACAAGATTTTTTGATCCTTCAGGTGGGGGGGATCCAATTTA-TATCAACATTTATTT.

Holotype ♂. Alajuela, Sector Rincon Rain Forest, Quebrada Bambu, 10.93, -85.252, 109 meters, caterpillar collection date: 27/x/2012, wasp eclosion date: 14/xi/2012. Depository: CNC.

Host data. *Antaeotricha* Janzen204 (Depressariidae) feeding on *Miconia xalapensis* (Melastomataceae).

Caterpillar and holotype voucher codes. 12-SRNP-77452, DHJPAR0051343.

Paratypes. Hosts = *Antaeotricha* Janzen204. DHJPAR0048978, DHJPAR0049326, DHJPAR0061491. Depository: CNC.

Etymology. *Chelonus paulhansonii* is named for Dr. Paul Hanson of the Universidad de Costa Rica in recognition of his decades of cheerful entomological and taxonomic interaction with the taxonomists and biodiversity of ACG and INBio.

***Chelonus paulheberti* Sharkey, sp. nov.**

<http://zoobank.org/08C6D536-1D5C-4AFE-884C-79CDD52A8766>

Figure 148

Diagnostics. BOLD:AAN2554. Consensus barcode. TATATTATATTTTATTTTGGTATATGATGTGGTATATTGGGGTTGTCTTTAAGTATATTGATTCGTATAGAGTTAAGAATATCAGGTAGACTTTTATTAAATGATCAATTATATAATA-



Figure 148. *Chelonus paulheberti*, holotype.

GAATTGTAACYTACATGCTTTTATTATAATTTTTTTTTATAGTTATAC-
 CTGTAATAATTGGGGGATTTGGTAATTGATTAATTCCTTTAATATTAG-
 GATTACCTGATATGGCTTTTCCCTCGAATAAACAATATAAGTTAYTGATT-
 ATTAATTCCTTCATTATTTATACTAATAATAAGAGGATTTATTAATACAG-
 GAGTTGGAACCGGTTGAACTGTTTATCCTCCATTATCATTATTAATTG-
 GACATGGGGGGATTTCTGTAGATATATCAATTTTTTCTTTACATT-
 TAGCAGGGGCTTCTTCAATTATGGGGGCAATTAATTTTATTACTIONAT-
 TATAAATATGTGATTAGTAAAAAGTTTTATGGATAAATATCCTTTATTTG-
 TATGATCAGTTTTAATTACTIONGAGTTTTGTTATTATTATCTCTTCCTGT-
 GTTAGCAGGGGCTATTACTATATTATTAAGAGATCGTAATATAAATACTA-
 GATTTTTTGATCCTTCAGGAGGGGGGATCCTATTTTATATCAACATTT-
 GTTT.

Holotype ♀. Alajuela, Sector San Cristobal, Quebrada Garcia, 10.861, -85.426, 495 meters, caterpillar collection date: 27/ii/2011, wasp eclosion date: 22/iii/2011. Depository: CNC.

Host data. elachBioLep01 BioLep754 (Depressariidae) feeding on *Tapirira brenesii* (Anacardiaceae).

Caterpillar and holotype voucher codes. 11-SRNP-869, DHJPAR0042850.

Paratypes. Hosts = *Antaeotricha* Janzen233 (Depressariidae), elachBioLep01 BioLep754 (Depressariidae), elachBioLep01 BioLep55 (Depressariidae), *Stenoma* BioLep86 (Depressariidae). DHJPAR0039503, DHJPAR0042854, DHJPAR0042861, DHJPAR0042863, DHJPAR0048105, DHJPAR0048972. Depository: CNC.

Etymology. *Chelonus paulheberti* is named for Dr. Paul Hebert founder and major motor of the Centre for Biodiversity Genomics at the University of Guelph, Canada, and his invention of the DNA barcoding concept for identification of all species anywhere anytime by anyone.

***Chelonus petronariosae* Sharkey, sp. nov.**

<http://zoobank.org/209DE698-C073-48B8-91EC-1D0BFF4ADA>

Figure 149

Diagnostics. BOLD:ACB1255. Consensus barcode. TATATTATATTT-
 TATTTTTGGTATATGATGTGGAGTTTTAGGTTTATCTTTAAGTATAT-
 TAATTCGAATAGAATTAAGGGTATCTGGTAGATTATTATTAATGAT-
 CAATTATATAATAGTATTGTAACCCTACATGCCTTTATTATAATTTTTTT-
 TATAGTTATACCAGTAATAATTGGTGGATTTGGAAATTGATTAGTACCTT-
 TAATATTAGGTTTACCTGATATAGCATTTCCTCGAATAAATAATATAAGA-
 TATTGATTATTAATTCCTTCATTATTTATATTATTAATGAGGGGATTTAT-
 TAATATGGGGGTAGGTACTGGTTGAACAGTTTATCCCCCTTTATCAT-



Figure 149. *Chelonus petronariosae*, holotype.

TATTGATTGGTCATGGAGGTATTTCTGTAGATATATCAATTTTTTCATTACATTTAGCAGGGGCTTCTTCAATTATAGGAGCTATTAATTTTATTACTACTATTATAAATATATGAATAAATAGGAGATTTATAGATAAATATCCATTATTTGTATGATCAGTATTAATTACAGCGTTTTTATTATATTATCTTTACCGGTATTAGCAGGAGCTATTACTATATATTAAGGGATCGTAATATAAATACAA-GATTTTTTGATCCTTCAGGTGGAGGTGACCCAATTTTATATCAACATT-TATTT.

Holotype ♀. Alajuela, Brasilia, Moga, 11.012, -85.349, 320 meters, caterpillar collection date: 13/iii/2012, wasp eclosion date: 04/iv/2012. Depository: CNC.

Host data. *Antaeotricha* Janzen146 (Depressariidae) feeding on *Lonchocarpus guatemalensis* (Fabaceae).

Caterpillar and holotype voucher codes. 12-SRNP-65223, DHJPAR0048976.

Paratypes. None.

Etymology. *Chelonus petronariosae* is named to honor Sra. Petrona Rios of GD-FCF and ACG for her many years as a dedicated inventory parataxonomist for ACG.

***Chelonus ramyamanjunathae* Sharkey, sp. nov.**

<http://zoobank.org/40C69855-B931-44B8-A203-57C850D16096>

Figure 150

Diagnostics. BOLD:ABA9309. Consensus barcode. AACATTATATTT-TATTTTTGGTATATGATGTGGAGTTTTAGGTTTATCTTTAAGTATAC-TAATTCGAATAGAATTAAGTATATCTGGGAGATTATTTAAATGATCAGT-TATATAATAGTATTGTAACCTTTACATGCTTTTATTATAATTTTTTTTATG-GTTATGCCGGTAATAATTGGGGGATTTGGTAATTGATTAGTACCTT-TAATATTAGGTTTACCTGATATAGCATTTCCCTCGGATGAATAATATAAGA-TATTGGTTATTAATTCCTTCATATTTATATTATTAATAAGTGGTTTTAT-TAATATAGGGGTGGGGACAGGTTGAACGGTTTATCCTCCTTTATCTTT-GTTAATTGGTCATGGGGGTATTTTCAGTAGATATATCAATTTTTTTCAT-TACATTTAGCTGGGGCTTCTTCAATTATAGGTGCTATTAATTTTATTAC-TACAATTTTAAATATATGAATAAAAAGAAAATTTATGGATAAATTTCCCT-TATTTGTTTGATCTGTATTAATTACTGCATTTTTACTTTTTGTTATCAT-TACCTGTTTTGGCAGGGGCTATTACTATATTATTAAGTGATCGAAAT-



Figure 150. *Chelonus ramyamanjunathae*, holotype.

ATAAATACTAGATTTTTTTGATCCTTCAGGGGGAGGTGATCCAATTT-TATACCAACATTTATTT.

Holotype ♀. Alajuela, Sector Rincon Rain Forest, Malaguenya, 10.956, -85.284, 221 meters, caterpillar collection date: 07/vii/2011, wasp eclosion date: 25/vii/2011. Depository: CNC.

Host data. *Antaeotricha* Janzen321 (Depressariidae) feeding on *Combretum fruticosum* (Combretaceae).

Caterpillar and holotype voucher codes. 11-SRNP-67386, DHJPAR0045410.

Paratypes. Hosts = *Antaeotricha* Janzen126, *Antaeotricha* Janzen146, *Antaeotricha* Janzen321. DHJPAR0040016, DHJPAR0045411, DHJPAR0045412, DHJPAR0045413, DHJPAR0048971, DHJPAR0048975, DHJPAR0055366, DHJPAR0055369. Depository: CNC.

Etymology. *Chelonus ramyamanjunathae* is named to honor Ms. Ramya Manjunatha for her many years of detailed, dedicated, gatekeeper and analytical role for all of the barcodes and BOLD updates into the Centre for Biodiversity Genomics.

***Chelonus randallgarciai* Sharkey, sp. nov.**

<http://zoobank.org/88CF8C4D-5A67-47CB-B9E0-EAC703E9A7C7>

Figure 151

Diagnostics. BOLD:ADR1783. Consensus barcode. AACATTATATTT-TATTTTTGGGATATGATGTGGAGTTTTAGGTTTATCTTTAAG-TATACTAATTCGAATGGAATTAAGTGTATCTGGGAGGTATTAT-TAAATGATCAGTTATATAATAGTATTGTAACCTTTACATGCTTTTATT-ATAATTTTTTTTATGGTTATGCCGTAATAATTGGGGGATTTGGTAATT-GATTAGTACCTTTAATATTAGGTTTACCTGATATAGCATTTCCTCGTAT-GAATAATATAAGATATTGGTTATTAATTCCTTCATTATTTATATATTAA-TAAGGGGTTTTATTAATATAGGGGTGGGGACAGGTTGAACGGTTTTATC-CCCCTTTATCTTTATTAATTGGTCATGGGGGTATTTTCAGTAGATATAT-CAATTTTTTCATTACATTTAGCTGGGATTTCTTCAATTATAGGTGCTAT-TAATTTTATTACTACAATTTTAAATATATGAATAAAAAGAAAATTTATG-GATAAATTCCTTTATTTGTTTGGTCTGTATTAGTTACTGCATTTT-TACTTTTATTATCATTACCTGTTTTGGCAGGGGCTATTACTATATAT-TAAGTGACCGAAATATAAATACTAGATTTTTTTGATCCTTCAGGGGGAG-GTGACCCAATTTTATATCAGCATTATTT.

Holotype ♀. Guanacaste, Sector San Cristobal, Sendero Huerta, 10.9305, -85.3722, 527 meters, caterpillar collection date: 25/v/2018, wasp eclosion date: 14/vi/2018. Depository: CNC.

Host data. *Antaeotricha* Janzen146 (Depressariidae) feeding on *Lonchocarpus guatemalensis*.

Caterpillar and holotype voucher codes. 18-SRNP-926, DHJPAR0062693.




Figure 151. *Chelonus randallgarciai*, holotype.

Paratypes. None.

Etymology. *Chelonus randallgarciai* is named to honor Sr. Randall Garcia for his decades of essential administrative roles in the founding of ACG and subsequent founding and ongoing life of INBio to the present day.

***Chelonus rebeckakittelae* Sharkey, sp. nov.**

<http://zoobank.org/28D344D0-F5D2-4CBF-AB66-CD2929DD078E>

Figure 152

Diagnostics. BOLD:ACB1121. Consensus barcode.

GTGGAGTTTTGGGATTATCTTTAAGGATATTAATTCGTATGGAGT-
TAAGAATATCTGGAAGGTTATTGTTGAATGATCAGTTATATAATA-
GAATCGTTACTTTACATGCTTTTATTATAATTTTTTTTATAGTTATGC-



Figure 152. *Chelonus rebeccakittelae*, holotype.

CTGTAATAATTGGTGGGTTTGGTAATTGATTAATTCCTTTAATATT-
 AGGGTTGCCTGATATAGCTTTTCCACGTATAAATAATATAAGTTATTGAT-
 TATTAATTCCTTCATTAATTTATATTATTAATAAGGGGATTTATTAATATAG-
 GAGTAGGAAGTGGTTGAACGGTTATCCTCCATTATCATTATTAATTG-
 GACATGGAGGTATTCAGTAGATATATCAATTTTTTCTTTACATTTG-
 GCTGGGGCTTCTTCTATTATAGGGGCTATTAATTTTATTACTACAAT-
 TATAAATATATGAGTAATTAAGGATTTATAGATAAATATCCTTTATTT-
 GTATGATCAGTATTTATTACTGCATTTTTATTATTATTATCATTACCAG-
 TATTGGCTGGGGCTATTACTATATTATTAAGAGATCGTAATATAAATACAA-
 GATTTTTTGATCCTTCAGGGGGGGGGGA-----.

Holotype ♀. Guanacaste, Sector El Hacha, Estación Los Almendros, 11.032, -85.528, 290 meters, caterpillar collection date: 20/ii/2012, wasp eclosion date: 10/v/2012. Depository: CNC.

Host data. *Antaeotricha* Janzen224 (Depressariidae) feeding on *Microdesmia arboorea* (Chrysobalanaceae).

Caterpillar and holotype voucher codes. 12-SRNP-20443, DHJPAR0048982.

Paratypes. None.

Etymology. *Chelonus rebeccakittelae* is named for Dr. Rebecca Kittel, visiting the Smithsonian Institution and contributing her efforts to identify Cheloninae braconids reared from the ACG biodiversity inventory in the 2019's and before.

***Chelonus robertoespinozai* Sharkey, sp. nov.**

<http://zoobank.org/590136BB-61BE-4C97-88F9-F7BC978941B2>

Figure 153

Diagnostics. BOLD:AAD4678. Consensus barcode. GATATTATATTT-TATTTTTGGCATATGGTGTGGAGTATTAGGATTATCTTTAAGTATAT-TAATTCGAATAGAATTAAGGATATCTGGTAGTTTATTAATAAATGAT-CAATTATATAATAGTATTGTAACCTTTACATGCTTTTATTATAATTTTTTT-TATAGTTATACCTGTTATGATTGGAGGATTTGGTAATTGATTAATTCCTT-TAATATTAGGATTACCTGATATAGCTTTYCCTCGAATGAATAATATAAGT-TATTGATTATTAATTCCTTCATTATTTTTATTATTAATAAGAGGATTTAT-TAATATAGGGGTTGGTACTGGATGAACAGTTTATCCTCCATTATCAT-TATTAATTGGGCATGGGGGAATTTTCAGTAGATATATCAATTTTTTCTT-TACATTTAGCTGGGGCATCTTCAATTATAGGTGCTATTAATTTATTAC-TACAAATTATAAATATATGGGTGGTTAGGAGGTTTATAGATAAATATCCTT-TATTTGTGTGGTCGGTGTAAATTACTGCCTTTTTATTATTATTATCTT-TACCTGTATTAGCAGGGGCTATTACTATATTATTAAGTGATCGTAATAT-GAATACAAGATTTTTTGATCCTTCAGGAGGGGGGATCCAATTTTATAT-CAACATTTATTT.



Figure 153. *Chelonus robertoespinozai*, holotype.

Holotype ♀. Alajuela, Brasilia, Moga, 11.012, -85.349, 320 meters, caterpillar collection date: 24/x/2011, wasp eclosion date: 18/xi/2011. Depository: CNC.

Host data. elachJanzen01 Janzen211 (Depressariidae) feeding on *Miconia argentea* (Melastomataceae).

Caterpillar and holotype voucher codes. 11-SRNP-66100, DHJPAR0046939.

Paratypes. Host = *Ategumia lotanalis* (Crambidae): DHJPAR0029174, DHJPAR0029177. Depository: CNC.

Etymology. *Chelonus robertoespinozai* is named to honor Sr. Roberto Espinoza of GDFCF and ACG for his many years as a dedicated inventory parataxonomist for ACG.

***Chelonus robertofernandezi* Sharkey, sp. nov.**

<http://zoobank.org/B90F0801-30A2-441C-998D-D05788ABF0C1>

Figure 154

Diagnostics. BOLD:ACJ5332. Consensus barcode. AATATTATATTTTATTTTGTG-TATATGGTGTGGAGTTTTAGGGTTATCTTTGAGAATATTAATTCG-GATAGAATTAAGTATATCTGGAAGTTTATTATTAATGATCAATTA-TATAATAGTATCGTAACTTTACATGCTTTTATTATAATTTTTTTTATG-GTTATACCTGTTATAATTGGTGGATTTGGTAATTGATTAATTCCTT-TAATGTTAGGATTACCTGATATAGCTTTTCCTCGAATAAATAATATAAGT-TATTGATTATTGATTCCTTCATTATTTATACTATTAATAAGGGGATTTGT-TAATATAGGAGTTGGTACTGGTTGAACAGTTTATCCTCCTTTATCCT-TATTAATTGGGCATGGAGGTATTTTACAGTAGATATATCAATTTTTTCTT-TACATTTAGCTGGTGCTTCATCAATTATAGGTGCTATTAATTTATTAC-TACAGTTATAAATATATGGGTGGTTAGGAGATTTATAGATAAATATCCTT-TATTTGTATGATCAGTATTAATTACTGCATTTTATTATTATTATCATTAC-CTGTATTAGCGGGGGCTATTACTATGTTATTGAGTGATCGTAATATAAAT-ACAAGATTTTTTGATCCCTCAGGGGGGGGAGACCCAATTTTATAT-CAACATTTATTT.

Holotype ♂. Alajuela, Sector Rincon Rain Forest, Vado Rio Francia, 10.901, -85.289, 400 meters, caterpillar collection date: 26/vii/2013, wasp eclosion date: 13/viii/2013. Depository: CNC.

Host data. *Antaeotricha* Janzen110 (Depressariidae) feeding on *Ardisia compressa* (Primulaceae).

Caterpillar and holotype voucher codes. 13-SRNP-42816, DHJPAR0052883.

Paratypes. None.

Etymology. *Chelonus robertofernandezi* is named to honor Sr. Roberto Fernandez of GDFCF and BioAlfa for his years of environmental planning for ICE followed by his current facilitation of the interaction between BioAlfa and ICE and other sectors of Costa Rican society while administrating the field aspects of the SINAC participation in BioAlfa Malaise-trapping of national parks.



Figure 154. *Chelonus robertofernandezi*, holotype.

***Chelonus rociocheverriae* Sharkey, sp. nov.**

<http://zoobank.org/E71E6775-0D50-4133-BC63-10EE45F80893>

Figure 155

Diagnostics. BOLD:ACB1122. Consensus barcode. AATATTATATTTTATTTTTG-GAATATGGTGTGGAGTTTTAGGGTTATCTTTAAGTATTTTAATTC-GAATAGAATTAAGTATAACTGGAAGATTATTTATAAATGATCAATTA-




Figure 155. *Chelonus rocioecheverriae*, holotype.

TATAATAGAATTGTAACCTTGCATGCTTTTATTATAATTTTTTTTATAGT-TATACCCGTTATGATTGGTGGATTTGGTAATTGATTAATTCCTTTGATATTAGGGTTACCTGATATGGCATTTCACGAATGAATAATATAAGT-TATTGATTATTAATTCCTTCATTATTTATATTATTAATAAGAGGATTTATTAATATAGGAGTAGGTACAGGATGAACAGTTTATCCTCCTTTATCTTTATTAATTGGGCATGGTGGTATTTCCGTAGATATATCAATTTTTCTTTACATTAGCTGGGGCTTCTTCAATTATAGGTGCTATTAATTTTATTACTACGAT-TATAAATATATGAATAAATAAAAAGTTTATAGATAAATATCCTTTATTTGTGTGATCAGTATTAATTACTIONGCTTTTATTATTATTATCTTTACCTGTATTAGCAGGAGCTATTACTIONTATTAAGAGATCGTAATATAAATACGAGATTTTTTTGATCCTTCAGGAGGGGGTGATCCAATTTTATATCAACATTTATTT.

Holotype ♀. Alajuela, Brasilia, Moga, 11.012, -85.349, 320 meters, caterpillar collection date: 13/iii/2012, wasp eclosion date: 01/iv/2012. Depository: CNC.

Host data. *Antaeotricha* Janzen146 (Depressariidae).

Caterpillar and holotype voucher codes. 12-SRNP-65224, DHJPAR0048970.

Paratypes. None.

Etymology. *Chelonus rocioecheverriae* is named to honor Srta. Rocio Echeverri of Guanacaste and Proparques (NGO) for her lifelong enthusiasm for integrating Costa Rican conservation with its socio-economy.

***Chelonus rodrigomezi* Sharkey, sp. nov.**

<http://zoobank.org/EBEE6078-ABE5-478B-AA04-6A5554E75D26>

Figure 156

Diagnostics. BOLD:AAJ0362. Consensus barcode. AATATTATATTT-TATTTTTGGGATATGATGTGGGGTTTTAGGRTRTRCTYTAAGTATAC-TAATTTCGAATGGAATTAAGAATAACTGGGAGGTATTATATAAATGAT-CAATTATATAATAGAATTGTAACCTTTACATGCTTTTATTATAATTTTTTT-TATGGTTATGCCTGTYATGATTGGYGGATTTGGTAATTGATTAATTC-CYYAATGTTGGGTTTACCTGATATAGCATTYCCTCGAATGAATAATATAA-GTTATTGATTATTAATYCCYTCATTATTTATATTATTAATAAGGGGATTT-ATTAATATAGGTGTGGGYACTGGATGAACAGTTTATCCYCCTTTATCTT-TATTAATTGGTCATGGGGGTATTTT CAGTAGATATRTCAATTTTTTCTT-TACATTTAGCTGGGGCTTCTTCAATTATAGGTGCTATTAATTTTATTAC-TACYATTATAAATATATGAATAAATAAGAAATTTATAGATAAATATCCTT-TATTTGTATGATCTGTATTAATTACAGCATTTTTATTATTATTATCTTTRC-CTGTATTGGCAGGGGCTATTACTATATTATTAAGTGATCGTAATAT-GAATAACAAGRTTTTTTTGATCCYTCAGGAGGAGGAGAYCCAATTTTATAY-CAACAYTTWWT.

Holotype ♂. Alajuela, Sector Rincon Rain Forest, Sendero Juntas, 10.907, -85.288, 400 meters, caterpillar collection date: 03/vi/2010, wasp eclosion date: 19/vi/2010. Depository: CNC.

Host data. *Antaeotricha* Janzen88 (Depressariidae).



Figure 156. *Chelonus rodrigomezi*, holotype.

Caterpillar and holotype voucher codes. 10-SRNP-41977, DHJPAR0040365.

Paratypes. Hosts = *Antaeotricha* Janzen88. DHJPAR0029168, DHJPAR0040359, DHJPAR0040360, DHJPAR0040361, DHJPAR0040362, DHJPAR0040363, DHJPAR0040370, DHJPAR0042097, DHJPAR0046937, DHJPAR0048098, DHJPAR0048099, DHJPAR0050074, DHJPAR0050121, DHJPAR0051329, DHJPAR0051335, DHJPAR0051341, DHJPAR0052880, DHJPAR0052884, DHJPAR0052885, DHJPAR0052888, DHJPAR0052892, DHJPAR0052893, DHJPAR0052894, DHJPAR0052895, DHJPAR0053675, DHJPAR0053680, DHJPAR0054554, DHJPAR0054558, DHJPAR0054562, DHJPAR0054565, DHJPAR0055230, DHJPAR0055358, DHJPAR0055359, DHJPAR0055361, DHJPAR0055362, DHJPAR0055374, DHJPAR0055375, DHJPAR0055378, DHJPAR0055383, DHJPAR0055385, DHJPAR0055394, DHJPAR0055401, DHJPAR0055993, DHJPAR0055994, DHJPAR0055999, DHJPAR0056001, DHJPAR0056349, DHJPAR0056352, DHJPAR0056951, DHJPAR0056953, DHJPAR0056956, DHJPAR0056959, DHJPAR0056971, DHJPAR0062574, DHJPAR0062575.

Etymology. *Chelonus rodrigomezii* is named to honor Dr. Rodrigo Gámez for his founding role for ACG both logistically and philosophically, and then the same for INBio and its enormous impact on Costa Rica and the international world of conservation through national biodevelopment.

***Chelonus ronaldzunigai* Sharkey, sp. nov.**

<http://zoobank.org/1BBCE9DF-1873-44B2-9EA7-50E2E2C4CFFA>

Figure 157

Diagnostics. BOLD:AAK1016. Consensus barcode. AATACTATATTTTATTTTTTGGGAATATGATGTGGAGTTTTAGGATTATCATTAAGTATATTAATTCGAATAGAATTAAGAATAACTGGAAGATTATTTATAAATGATCAGTTATATAATAGTATTTGTGACTTTACATGCTTTTATTATAATTTTTTTTATGGTTATACCTGTTATAATTGGTGGATTGGTAATTGATTAATTCCTTTAATATTAGGATTACCTGATATAGCATTTCCTCGAATGAATAATATAAGTTATTGATTATTAATTCCTTCATTATTTATATTATTGATAAGGGGTTTTATTAATATAGGAGTTGGTACTGGATGAACAGTTTATCCCCATTATCATTTAATTGGGCATGGAGGTATTTTACAGTGGATATATCAATTTTTTCTTTACATTTAGCGGGGGCTTCTCAATTATAGGTGCTATTAATTTTTATTACTACGATTATAAATATGTGGATAATTAAGAATTTATAGATAAATATCCTTTATTTGTATGATCAGTATTAATTACTGCATTTTTATTATTATTTATCTTTACCTGTATTGGCAGGGGCTATTACTATATTATTAAGTGATCGTAATATAAATACAAGATTTTTTGTATCCTTCTGG-----.

Holotype ♀. Alajuela, Sector San Cristobal, Puente Palma, 10.916, -85.379, 460 meters, caterpillar collection date: 16/ix/2009, wasp eclosion date: 07/x/2009. Depository: CNC.



Figure 157. *Chelonus ronaldzunigai*, holotype.

Host data. *Antaeotricha* Janzen134 (Depressariidae) feeding on *Calophyllum brasiliense* (Calophyllaceae).

Caterpillar and holotype voucher codes. 09-SRNP-4814, DHJPAR0037167.

Paratypes. None.

Etymology. *Chelonus ronaldzunigai* is named to honor Sr. Ronald Zuñiga for his decades of taxonomic curation and support of the Hymenoptera portion of the INBio and Museo Nacional insect collection, and now the same role for BioAlfa for Costa Rica in general and ACG specifically.

***Chelonus rosibelizondoe* Sharkey, sp. nov.**

<http://zoobank.org/88D2E819-0B1C-46B2-A961-6FFB5D551F60>

Figure 158

Diagnostics. BOLD:AAM1446. Consensus barcode. AATATTATATTT-TATTTTTGGGAATATGGTGTGGAGTTTTAGGATTATCATTAAGTATAT-TAATTCGAATAGAATTAAGAATAACTGGAAGATTATTTATAAATGATCAGT-TATATAATAGGATTGTGACTTTACATGCTTTTATTATAATTTTTTTTATG-



Figure 158. *Chelonus rosibelelizondoae*, holotype.

GTTATACCTGTAATAATTGGTGGATTGGTAATTGATTAATTCCTT-
 TAATGTTAGGATTACATGATATAGCATTTCCTCGAATGAATAATATAAGT-
 TATTGATTATTAATTCCTTCATTATTTATATTATTGATAAGGGGATTTAT-
 TAATATAGGGGTTGGTACTGGATGAACAGTTTATCCTCCATTGTCAT-
 TATTAATTGGGCATGGAGGTATTTTTCAGTGGATATATCAATTTTTTCTT-
 TACATTTGGCGGGGGCTTCTTCAATTATAGGTGCCATTAATTTTATTAC-
 TACGATTATAAATATGTGGATAATTAAAAGATTTATAGATAAATATCCTT-
 TATTTGTATGATCAGTATTAATTACTGCATTTTATTATTATTATCTTTAC-
 CTGTATTGGCGGGGGCTATTACTATATTATTAAGTGATCGTAATATAAAT-
 ACAAGATTTTTTGACCCTTCTGGTGGGGGGGATCCAATTTTGAT-
 CAACATTTATTT.

Holotype ♀. Alajuela, Sector San Cristobal, Puente Palma, 10.916, -85.379, 460 meters, caterpillar collection date: 17/x/2012, wasp eclosion date: 21/xi/2012. Depository: CNC.

Host data. *Antaeotricha renselariana* (Depressariidae) feeding on *Pterocarpus rohrii* (Fabaceae).

Caterpillar and holotype voucher codes. 12-SRNP-4584, DHJPAR0051334.

Paratype. Host = *Antaeotricha* Janzen146 (Depressariidae): DHJPAR0038004. Depository: CNC.

Etymology. *Chelonus rosibelelizondoe* is named honor of Sra. Rosibel Elizondo for her decades of being an enthusiastic and dedicated biodiversity teacher of 4-5-6th grade students living near ACG, through the ACG Programa de Educación Biológica.

***Chelonus rostermoragai* Sharkey, sp. nov.**

<http://zoobank.org/CE8C68A1-E60B-43AE-AE72-7655D7F9DB32>

Figure 159

Diagnostics. BOLD:ACJ3551. Consensus barcode. AATATTATATTTTATTTTTG-GAATATGGTGTGGAGTTTTGGGATTATCATTAAGTATATTAATTCGAATA-GAATTAAGAATAACYGGAAGATTATTTATAAATGATCAGTTGTATAATAG-GATTGTRACTTTACATGCTTTTATCATAATTTTTTTTTATGGTTATAC-CTGTTATAATTGGTGGATTTGGTAATTGATTAATTCATTAAATGTTAG-GATTACCTGATATAGCATTTCCCTCGAATGAATAATATAAGTTATTGATT-ATTAATTCCTTCATTATTTATATTATTGATAAGAGGATTTATYAATATAG-GAGTTGGTACTGGATGAACAGTTTATCCTCCATTATCATTATTAATTG-GACATGGGGGTATTTCCGGTAGATATATCAATTTTTTCTTTGCATT-TAGCGGGAGCTTCTTCAATTATAGGTGCCATTAATTTATTACTACTAT-



Figure 159. *Chelonus rostermoragai*, holotype.

TATAAATATGTGGATAATTAAAAGATTTATAGATAAATATCCTTTATTTG-TATGATCAGTATTAATTACTGCATTTTAYTATTATCTTTACCGGT-ATTAGCAGGAGCTATTACTATAT'TATTAAGTGATCGTAATATAAATACAA-GATTTTTTGTATCCTTCTGGGGGGGAGATCCAATTTTGTATCAACATC-TATTT.

Holotype ♀. Alajucla, Sector San Cristobal, Sendero Huerta, 10.93, -85.372, 527 meters, caterpillar collection date: 08/ii/2013, wasp eclosion date: 01/iii/2013. Depository: CNC.

Host data. *Antaeotricha stigmatias*DHJ01 (Depressariidae) feeding on *Tetrapteryx tinifolia* (Malpighiaceae).

Caterpillar and holotype voucher codes. 13-SRNP-616, DHJPAR0051922.

Paratypes. Host = *Antaeotricha stigmatias*DHJ01: DHJPAR0051925, DHJPAR0051926, DHJPAR0053673, DHJPAR0053685, DHJPAR0056000. Depository: CNC.

Etymology. *Chelonus rostermoragai* is named to honor Sr. Roster Moraga of GD-FCF and ACG for his many years as a dedicated inventory parataxonomist for ACG.

***Chelonus ruthfrancoae* Sharkey, sp. nov.**

<http://zoobank.org/659469DE-E73C-4C4E-BA35-11FD39BDE3B7>

Figure 160

Diagnostics. BOLD:AAW4589. Consensus barcode. AATATTATATTT-TATTTTTGGRATATGGTGTGGRGTTTTAGGRTTATCTTTAAGTGAT-TAATTCGAATAGAATTAAGAATAACTGGAAGGTTATTTATAAATGATCAGT-TATATAATAGGATTGTAACCTTTACATGCTTTTATATAATTTTTTTTATG-GTTATACCTGTAATGATTGGKGGGTTTGGTAATTGATTAATTC CCT-TAATGTTAGGATTACCTGACATAGCATTTCCTCGTATGAATAATATAAGT-TATTGATTAYTAATTCCTTCATTATTTATATTATTAATAAGGGGATTTAT-TAATATAGGAGTTGGGACTGGATGAACAGTTTATCCTCCATATCAT-TATTAATTGGYCATGGRGGTATTTTCAGTAGATATATCAATTTTTTTCAT-TACATTTAGCYGGGGCTTCTTCAATTATAGGTGCTATTAATTTTATTAC-TACTATTATGAATATATGAATAATTAAGAGATTTATGGATAAATATCCTT-TATTTGTATGATCAGTGTTAATTACTGCATTTTTGTTATTATATCTT-TACCTGTTTTGGCWGGAGCTATTACTATAT'TATTAAGTGATCGTAAT-ATAAATACAAGATTTTTTGTATCCCTCAGGAGGGGGGATCCAATTTTA-TATCAACATTTATTT.

Holotype ♂. Alajucla, Sector San Cristobal, Sendero Huerta, 10.93, -85.372, 527 meters, caterpillar collection date: 27/i/2013, wasp eclosion date: 27/i/2013. Depository: CNC.

Host data. *Antaeotricha similis*EPR02 (Depressariidae) feeding on *Inga oerstediana* (Fabaceae).

Caterpillar and holotype voucher codes. 12-SRNP-5796, DHJPAR0051094.




Figure 160. *Chelonus ruthfrancoae*, holotype.

Paratypes. Hosts = *Antaeotricha* BioLep46, *Antaeotricha* Janzen13, *Antaeotricha* Janzen290, *Antaeotricha* Janzen31, *Antaeotricha* similisEPR02, *Antaeotricha* similisEPR03, *Cerconota* Janzen82 (Depressariidae), *Stenomoma* Janzen09 (Depressariidae). DHJPAR0042089, DHJPAR0042091, DHJPAR0050136, DHJPAR0051344, DHJPAR0055363, DHJPAR0055399, DHJPAR0056353, DHJPAR0056354, DHJPAR0056950, DHJPAR0056962. DHJPAR0056965. Depository: CNC.

Etymology. *Chelonus ruthfrancoae* is named to honor Srta. Ruth Franco of GD-FCF and ACG for her many years as a dedicated inventory parataxonomist for ACG.

***Chelonus scottmilleri* Sharkey, sp. nov.**

<http://zoobank.org/E8DB235A-5916-4FFE-B517-E37BAE4761A2>

Figure 161

Diagnostics. BOLD:ABY5286. Consensus barcode. AATATTATATTTTATTTTTG-GAATATGGTGTGGAGTTTTAGGATTATCTTTAAGTATATTAATTCGAATA-GAATTAAGAATAACTGGGAGGCTATTTATAAATGATCAGTTATATAATA-GAATTGTGACCTTACATGCTTTTATTATAATTTTTTTTATGGTTATAC-CTGTAATGATTGGTGGATTTGGTAATTGATTAATTCCTTTAATGTTAG-GATTACCTGATATAGCATTTCCTCGTATGAATAATATAAGTTATTGATT-



Figure 161. *Chelonus scottmilleri*, holotype.

ATTAATTCCTTCATTATTTATATTATTGATAAGGGGATTTATTAATATAG-
GAGTTGGAACGGATGAACAGTTTATCCTCCATTATCATTATTAATTG-
GTCATGGGGGTATTTCTGTAGATATATCAATTTTTTCTTTACATT-
TAGCTGGTGCTTCTTCAATTATAGGTGCTATTAATTTTATTACTACAAT-
TATAAATATATGAATAATAAAAGGTTTATAGATAAATATCCTTTATTTG-
TATGATCAGTATTAATTACTGCATTTTATTATTATATCTTTACCTGT-
GTTGGCTGGGGCTATTAATAATTATTAAGTGATCGTAATATAAATACAA-
GATTTTTTGATCCCTCAGGAGGAGGGGATCCAATTTTATATCAGCATT-
TATTT.

Holotype ♂. Guanacaste, Sector Pitilla, Estación Quica, 10.997, -85.397, 470 meters, caterpillar collection date: 22/vi/2010, wasp eclosion date: 09/vii/2010. Depository: CNC.

Host data. *Antaeotricha radicalis*EPR03 (Depressariidae) feeding on *Miconia trinervia* (Melastomataceae).

Caterpillar and holotype voucher codes. 10-SRNP-71898, DHJPAR0040369.

Paratypes. Hosts = *Antaeotricha* Janzen04, *Antaeotricha* Janzen204, *Antaeotricha marmorea*, *Antaeotricha radicalis*, *Antaeotricha radicalis*EPR02, *Antaeotricha radicalis*EPR03. DHJPAR0035310, DHJPAR0039122, DHJPAR0045285, DHJPAR0048095, DHJPAR0048096, DHJPAR0051325, DHJPAR0051339, DHJPAR0051345, DHJPAR0053670, DHJPAR0055384, DHJPAR0055388, DHJPAR0055389, DHJPAR0061492. Depository: CNC.

Etymology. *Chelonus scottmilleri* is named to honor Dr. Scott Miller of the Smithsonian Institution for his decades of peripheral and direct support of the establishment of ACG and the permanent deposit of the ACG inventory voucher specimens, both DNA barcoded and not, as well as facilitating their collateral information integration with that of older specimens in the same Smithsonian collections.

***Chelonus scottshawi* Sharkey, sp. nov.**

<http://zoobank.org/BBE86EA2-FF1B-4E61-96C2-D59C8D089E88>

Figure 162

Diagnostics. BOLD:ABX5499. Consensus barcode. AATATTATATTTTATTTTTGGAATATGATGTGGAGTTT TAGGRTTATCTTTAAGTATRTTAATTCGAATA GAATTAAGAATAACTGGAAGATTATTTATAAATGATCAGTTATATAATA GAATTGTRACTTTRCAYGCTTTTATTATAATTTTTTTTATGGTTATACCTGTAATGATTGGTGGRTTTGGTAATTGATTRATTCCTTTAATGYTAGGATTACCTGATATAGCATTYCCTCGTATGAATAATATAAGTTAYTGATTATTAATYCCTTCATTATTTATATTATTGATAAGGGGRTTTATTAATATAGGAGTTGGAAGTGGATGAACAGTTTATCCTCCATTGTCATTATTAATTGGTCATGGRGGTATTTCTGTAGATATATCAATTTTTTCTTTACATTTAGCTGGTGCTTCTTCAATTATAGGTGCTATTAATTTTATTACTACAATTATAAATATATGAATAATTAAGAGATTTATAGATAAATAYCCTTTATTTGTATGATCAGTATTAATTACTGCAYTTTTGTATTATTATCTTTACCTGTGTTGGCTGGGGCTATTACCATATATTAAGTGAYCGTAATATAAATACAAGATTTTTTGAYCCCTCAGGAGGAGGGGAYCCAATTTTATATCAACATTTATTT.

Holotype ♂. Alajuela, Sector Rincon Rain Forest, Quebrada Guarumo, 10.904, -85.284, 400 meters, caterpillar collection date: 3/iii/2011, wasp eclosion date: 30/iii/2011. Depository: CNC.

Host data. *Antaeotricha* Janzen146 (Depressariidae) feeding on *Lonchocarpus oliganthus* (Fabaceae).

Caterpillar and holotype voucher codes. 11-SRNP-41083, DHJPAR0042853.

Paratypes. Hosts = *Antaeotricha* Janzen146, *Antaeotricha* Janzen24, *Antaeotricha* Janzen245, *Antaeotricha* Janzen40, *Antaeotricha* Janzen49, *Antaeotricha renselariana*. DHJPAR0036381, DHJPAR0036382, DHJPAR0036383, DHJPAR0036384, DHJPAR0036386, DHJPAR0036387, DHJPAR0036389, DHJPAR0036393, DHJPAR0036395, DHJPAR0036403, DHJPAR0037988, DHJPAR0037992,



Figure 162. *Chelonus scottshawi*, holotype.

DHJPAR0037995, DHJPAR0039505, DHJPAR0048979, DHJPAR0048981,
 DHJPAR0048992, DHJPAR0049007, DHJPAR0049018, DHJPAR0051924,
 DHJPAR0052182, DHJPAR0052183, DHJPAR0052185, DHJPAR0052186,
 DHJPAR0052187, DHJPAR0052280, DHJPAR0054573, DHJPAR0055360,
 DHJPAR0055365, DHJPAR0055372, DHJPAR0055377, DHJPAR0055379,
 DHJPAR0055380, DHJPAR0055386, DHJPAR0055387, DHJPAR0055391,
 DHJPAR0055392, DHJPAR0055393, DHJPAR0055395, DHJPAR0055396,
 DHJPAR0055991, DHJPAR0056955, DHJPAR0062573, DHJPAR0062697.
 Depository: CNC.

Etymology. *Chelonus scottshawi* is named to honor Dr. Scott Shaw of the University of Wyoming for his enthusiastic taxonomizing of ACG Braconidae in the ACG biodiversity inventory.



Figure 163. *Chelonus sergioriosi*, holotype.

***Chelonus sergioriosi* Sharkey, sp. nov.**

<http://zoobank.org/FE0A159A-0A25-49A5-A2C4-218F1E30A36C>

Figure 163

Diagnostics. BOLD:ACA6835. Consensus barcode. AATATTATATTT-TATTTTTGGTATATGATCTGGTATATTTGGTTTATCATTAAGTT-TATTAATTCGTATAGAATTGAGAATTTCTGGAAC TTTATTTGG-TAATGATCAATTATATAATAGTATTGTAAC TTTTRCATGCATTTATT-ATAATTTTTTTATAGTTATRCCAGTTATAATTGGTGGTTTTGGAAAT-TGATTAGTTCCATTAATATTAGGATTACCAGATATAGCTTTTCCTCG-TATAAATAATATAAGGTTTTGATTATTAATACCTTCATTATTTATAT-TAATTATAAGAGGATTTGTAAATATAGGAGTAGGAAC TGGTTGAACT-GTTTATCCTCCRTTATCTTTATTAATAGGACATGGTGGAGTTTCG-GTAGATATATCAATTTTTTTCTTTACATTTAGCTGGTATATCTTCAAT-TATAGGAGCTATTAATTTTATTGTTACTATTATGAATATATGAATAA-GAATAGTTTTTTTTGATAAATATCCTTTATTTGTATGATCAGTATTAAT-

TACTGCGGTATTATTATTATTATCATTACCAGTTTTAGCTGGTGCTAT-TACTATATTATTAAGAGATCGAAACTTAAATACAAGATTTTTTTGATC-CTTCAGGKGGWGGTGAYCCAGTATTATATCAACATTTATTT. Distribution restricted to Central America.

Holotype ♂. Guanacaste, Sector Santa Rosa, Bosque San Emilio, 10.8438, -85.6138, 300 meters, 25/ii-11/iii/2013, Malaise trap. Depository: CNC.

Host data. None.

Holotype voucher code. BIOUG10752-A09.

Paratypes. None.

Etymology. *Chelonus sergioriosi* is named to honor Sr. Sergio Rios of GDFCF and ACG for his many years as a dedicated inventory parataxonomist for ACG.

Note. A specimen from Collier County, Florida, United States (BOLD code BIOUG02575-C01) shares the same BIN, but the color of the hind leg is dramatically different making it unlikely to be conspecific. The hind femur and tibia of the Florida specimen are pale yellow, whereas the tibia of *C. sergioriosi* is brown. More specimens from the two localities will need to be barcoded and examined to confirm the consistency of this difference.

***Chelonus sigifredomarini* Sharkey, sp. nov.**

<http://zoobank.org/C10EA736-7D53-4FFB-A8E7-B233EDC2DFA0>

Figure 164

Diagnostics. BOLD:AAM1445. Consensus barcode. AATTTTATATTT-TATTTTTTGGTATTTGAAGAGGTATATTTGGTTTATCTTTAA-GAATAATAATTCGTTTAGAATTATCATTACTGGTAATTTAATAATAAAT-GATCAATTATATAATAGTATTGTTACTATACATGCTTTTATTAT-GATTTTTTTTTTAGTTATAACCAGTTATAATTGGTGGTTTTGGTAATT-GATTAATTCCATTAATATTAGGTTTATGTGATATATGTTTTCCCTCGAAT-GAATAATATAAGATTTTGATTATTAATACCTTCWTTATTTATATTAATTA-TAAGAGGATTTGTAAATACAGGTGTAGGTACAGGTTGGACTTTGTATC-CTCCATTATCYTTATTAATAGGTCATAGGGGAATTTCAGTAGATATATC-TATTTTTTCTTTACATTTAGCTGGAATATCTTCAATTATAGGAGCTAT-TAATTTTATTTGTAACAATTGTTAAYACTTGGATAATAAAAAGTTTATATA-GATAAAATTTCAATATTTGTTTGGTCAGTTTTAATTACTGCTGTATTAT-TATTATATCTTTACCTGTTTTAGCAGGAGGTATTACTATATTATTAAGT-GATCGGAATTTAATACAACATTTTTTTGATTCTTCAGGAGGTGGTGATC-CTATTTTGTATCAACATTTATTT.

Host data. *Euacidalia certissa* (Geometridae) feeding on *Leucaena multicapitula* (Fabaceae).

Holotype ♂. Alajuela, Sector Rincon Rain Forest, Estación Llanura, 10.933, -85.253, 135 meters, caterpillar collection date: 28/xi/2009, wasp eclosion date: 19/xii/2009. Depository: CNC.



Figure 164. *Chelonus sigifredomarini*, holotype.

Host data. None.

Caterpillar and holotype voucher codes. 09-SRNP-76655, DHJPAR0037978.

Partypes. None.

Etymology. *Chelonus sigifredomarini* is named to honor Sr. Sigifredo Marin for many decades of intense conservation administration of ACG itself followed by the same intelligent care and development for GDFCF field projects and the members of the ACG Parataxonomist Program.

***Chelonus stevearonsoni* Sharkey, sp. nov.**

<http://zoobank.org/6D1B0ABD-898E-4647-9C8E-4921B93C2BCE>

Figure 165

Diagnostics. BOLD:AAW3558. Consensus barcode. TGTTTTATATTTTAT-TATAGGTATATGATCTGGTGTATTTGGATTGTCATTAAGTATACT-TATTCGTTTAGAATTATCTTTTCCTGGAAGTTTAATAATAAATGAT-CAATTATATAATAGTTTAAATTACTATACATGCTTTTATTATAATTTTTTT-TATAGTTTATACCAGTTATAATTGGTGGTTTTGGTAATTGATTAGTTCCAT-TAATATTAGGTTTATGTGATATATGTTTTTCCTCGAATAAATAATATAA-GATTTTGATTATTGGTTCCTTCTTTAATTTTATTAATTTCAAGTTCTTT-TATTAATACTGGGGTTGGTACTGGATGAACTGTTTATCCTCCAT-




Figure 165. *Chelonus stevearonsoni*, holotype.

TATCTTTATTAATAGGTCATAGAGGTATTTTCAGTAGATTTATC-
TATTTTTTCTCTTCATTTGGCTGGTATATCATCAATTATAGGAGCAAT-
TAATTTTATTGTAACGTGAATTAATACTTGAATATTAATAAATTATATAGA-
TAAATTATCTTTATTTGTATGATCTGTAATAATTACAGCTGTATTATTATT-
ATTATCTTTACCAGTATTAGCTGGTGCTATTACTATATATTAAGAGATC-
GAAATATAAATAACAACATTTTTTTGATTCTTCAGGTGGYGGAGATCCTG-
TATTGTATCAACATTTATTT.

Holotype ♀. Guanacaste, Sector Pitilla, Gazo, 10.98, -85.386, 485 meters, caterpillar collection date: 18/iii/2014, wasp eclosion date: 06/iv/2014. Depository: CNC.

Host data. *Leuciris fimbriaria* (Geometridae) feeding on *Mimosa watsonii* (Fabaceae).

Caterpillar and holotype voucher codes. 14-SRNP-70585, DHJPAR0055364.

Paratypes. Host = *Leuciris fimbriaria*: DHJPAR0016436, DHJPAR0029120, DHJPAR0042849. Depository: CNC.

Etymology. *Chelonus stevearonsoni* is named to honor Mr. Steve Aronson of Britt Coffee and NGO Proparques for his essential support to ACG internet connectivity and subsequent development of forest walkways for handicapped visitors.




Figure 166. *Chelonus stevestroudi*, holotype.

***Chelonus stevestroudi* Sharkey, sp. nov.**

<http://zoobank.org/CD59760D-5EFD-4654-8E07-022040344CA4>

Figure 166

Diagnostics. BOLD:AAW3557. Consensus barcode. TATTTTATATTT-TATTTTGGCATATGATGTGGTATATTCGGATTATCTTTAAGTATAT-TAATTCGTATAGAATTAGGTACTTTAAAAAGATTATTTATAAATGATCAGT-TATATAAYGGRTTAGTTACTATACATGCATTTATTATAATTTTTTT-TATAGTTATACCAATTATAATTGGTGGATTGGTAATTGATTAGTTCCAT-TAATATTAGGATTACCTGATATATCTTTTCTCGTATAAATAATATAAGT-TATTGATTATTGATTCCCTTCATTATTTATATTAATTATAAGAAGTTTTG-TAAATATGGGGGTTGGTACAGGTTGAACTGTRTATCCACCATTATCTT-TATTAATGGGACATAGGGGAGTTTCTGTAGATATAGCTATTTTTTCTT-TACATTTAGCGGGRGCTTCATCTATTATAGGTGCAATTAATTTTATTAT-TACAAGGTAAATACTTATATAAAATTAAGTTATATAGAAAAATTCCTT-TATTTGTTTGATCAGTATTAATTAAGTTATATAGAAAAATTCCTT-TACCAGTATTAGCGGGGGCTATTACAATATTGTTAAGAGATCGAAAT-ATAAATACTAGATTTTTTTGATCCAGCAGGAGGGGATCCATTATTG-TATCAACATTTATTT.

Holotype ♂. Alajuela, Sector San Cristobal, Sendero Huerta, 10.93, -85.372, 527 meters, caterpillar collection date: 03/viii/2014, wasp eclosion date: 23/viii/2014. Depository: CNC.

Host data. *Antaeotricha* Janzen13 (Depressariidae) feeding on *Inga oerstediana* (Fabaceae).

Caterpillar and holotype voucher codes. 14-SRNP-3582, DHJPAR0056351.

Paratypes. Host = *Antaeotricha* BioLep46, *Antaeotricha* Janzen290, *Antaeotricha* similisEPR01: DHJPAR0020803, DHJPAR0056002, DHJPAR0056004. Depository: CNC.

Etymology. *Chelonus stevestroudi* is named to honor Mr. Steve Stroud of Escazu, Costa Rica for his decades of support, both financial and psychological, for all things ACG and the subsequent spin-out of BioAlfa, and its exploration of private ecotourism at Hacienda Baru.

***Chelonus sujeevanratnasinghami* Sharkey, sp. nov.**

<http://zoobank.org/BC52D59F-4D5E-41DB-B559-B6F335CD6CF8>

Figure 167

Diagnostics. BOLD:ABW9828. Consensus barcode. TGTATTATATTT-TATTTTTGGGATATGGTCTGGTATATTAGGTTTATCTTTAAGTATAT-TAATTCGTATAGAATTAGTATATCCTGGTAGATTATTAATAAATGAT-CAATTATATAATAGATTAGTTACTATACATGCATT'TATTATAATTTTTTT-TATAGTGATACCTATTATAAATTGGTGGATT'TGGAAATTGATTAATTCCTT-TAATGTTAGGATTACCTGATATAATTTTTTCCTCGTATAAATAATATAA-GATTTTTGATTATTAATTCCTTCTTTAATAATATTAATTTTTAAGAAT-ATTAGTTAATATGGGGGTAGGGACAGGATGAACAGTTTATCCTC-CTTTATCTTCATTAATAGGTCATAGGGGAGTAAGTGTAGACATAGC-TATTTTTTCTTTGCATTTAGCTGGGATATCATCAATTATAGGAGCTAT-




Figure 167. *Chelonus sujeevanratnasinghami*, holotype.

TAATTTTATAGTAACTGTGTAAATAGATGGATACATTATAGTTATATA-
GATGTAATACCTTTATTTGTTTGATCAGTTTTTATTACGGCAATTTTAT-
TATTATATCATACCTGTATTAGCCGGTGCTATTACTATATTATTAAGA-
GATCGTAATATAAATACTACATTTTTTGTATCCTACGGGAGGGGGAGACC-
CAATTTTATATCAACATTTATTT.

Holotype ♂. Alajuela, Brasilia, Gallinazo, 11.018, -85.372, 360 meters, caterpillar collection date: 09/i/2012, wasp eclosion date: 24/i/2012. Depository: CNC.

Host data. *Rhobonda gaurisana*DHJ04 (Choreutidae) feeding on *Ficus donnell-smithii* (Moraceae).

Caterpillar and holotype voucher codes. 12-SRNP-65012, DHJPAR0046942.

Paratypes. Host = *Rhobonda gaurisana*DHJ04: DHJPAR0046943, DHJPAR0046944, DHJPAR0046945, DHJPAR0046946, DHJPAR0047222, DHJPAR0047223, DHJPAR0047229, DHJPAR0047230. Depository: CNC.

Etymology. *Chelonus sujeevanratnasinghami* is named to honor Dr. Sujeevan Ratnasingham of the Centre for Biodiversity Genomics at the University of Guelph for designing and executing the intellectual and logistic guts of BOLD at the CBG, without which CBG would have no purpose.

***Chelonus sureshnaiki* Sharkey, sp. nov.**

<http://zoobank.org/566B6104-153F-429C-80ED-529F05E812EE>

Figure 168

Diagnostics. BOLD:AAW3556. Consensus barcode. TATATTATATTT-
TATTTTTGGTATATGAAGAGGTATACTAGGTTTATCTTTAAGTTTAT-
TAATTCGTATAGAATTAAGATTTAGGGGAAGTTTATTTCAAAAATGAT-
CAATTATATAATAGAATTGTAACATACATGCTTTTGTAAATAATTTTTTT-
TATAGTTATACCAATTATAGTAGGGGGTTTTGGAAATTGATTGATTTC-
CTTTAATATTAGGTATACCTGATATAATTTCCCTCGAATAAATAATATAA-
GATTTTGATTATTAATTCCTTCATTGTTAATATTAATTTTTGGGGGATT-
TATTAATATAGGTGTAGGTAAGTGGATGAACATATATCCTCCATTATCAT-
TATTAATGAGACATGGAGGAATGTCAGTAGATATTTCAATTTTTTCGT-
TACATTTAGCTGGTATATCTTCAATTATAGGATCAATTAATTTTATTG-
TAACTATTATAATAGTATGAATTGAAAAAATATATATAGATAAATTTTCTT-
TATTTTTATGATCTATTTAATTAATACTACAATTTTATTGTTATTATCTT-
TACCTGTATTGGCTGGTGCTATTACAATATTATTAAGAGATCGTAAT-
ATAAATACTAGATTTTTTGTATCCCGCTGGGGGCGGGGATCCAGTATTG-
TATCAACATTTATTT.

Holotype ♀. Guanacaste, Sector Pitilla, Medrano, 11.016, -85.381, 380 meters, caterpillar collection date: 05/ix/2014, wasp eclosion date: 27/ix/2014. Depository: CNC.

Host data. *Microsca hedralis* (Thyrididae) feeding on *Alchornea latifolia* (Euphorbiaceae).



Figure 168. *Chelonus sureshnaiki*, holotype.

Caterpillar and holotype voucher codes. 14-SRNP-71641, DHJPAR0056350.

Paratype. Host = *Rhodoneura terminalis* (Thyrididae); DHJPAR0029162. Depository: CNC.

Etymology. *Chelonus sureshnaiki* is named to honor Dr. Suresh Naik for his sterling role in the sequencing and information management roles of the Centre for Biodiversity Genomics of the University of Guelph.

***Chelonus torbjornekremi* Sharkey, sp. nov.**

<http://zoobank.org/8DC2985C-3A9C-4D28-92B3-FDAFDFC598BE>

Figure 169

Diagnostics. BOLD:ACZ0402. Consensus barcode. AATATTATATTTTTTATTTGGAATTTGAAGTGGAGTTATAGGTTTGTCTTTAAGTATAATAATTCG-TATAGAATTGAGAAGTGAATAAGATTATTTTATAATGATCAGTTA-TATAATAGAATTGTTACTATACATGCTTTTATTATAATTTTTTTTATAG-TAATACCTTTAATAATTGGGGGATTTGGAAATTGATTAATTCATT-GATGTTAGGATTGTCTGATATAATTTTTTCCTCGAATAAATAATATAA-



Figure 169. *Chelonus torbjornekremit*, holotype.

GATTTTGGTTATTAATTCCTTCAATTATTTTATTAATTATAGGGGGATT-
 GTAAATATAGGGTCTGGAACAGGGTGAACAATTTATCCTCCATTATCAC-
 TATTAATAGGCCATAGGGGAGTTTCAGTAGATTTATCTATTTTTTCTT-
 TACACTTAGCAGGTATATCATCTATTATAGGTTCAATTAATTTTATTGT-
 TACTATTATAAATACTTGATTACACATTAATATATAGATAAATATCCTT-
 TATTTGTTTGATCTGTATTTATTACAGTTATTTTATTATTAATATCATTAC-
 CAGTTTLAGCTGGGGCAATTACTATATTATTAAGTGATCGAAATTTAAAT-
 ACAAGATTTTTTTGATCCATCAGGAGGGGGAGATCCGGTATTGTAT-
 CAACATTTATTT.

Holotype ♂. Alajuela, Sector Rincon Rain Forest, Cafecito, 10.94404, -85.31738, 455 meters, caterpillar collection date: 10/x/2014, wasp eclosion date: 26/x/2014. Depository: CNC.

Host data. pyrausJanzen01 Janzen26 (Crambidae) feeding on *Baccharis trinervis* (Asteraceae).

Caterpillar and holotype voucher codes. 14-SRNP-81300, DHJPAR0056964.

Paratypes. Hosts = pyrausJanzen01 Janzen26, *Aponia* Janzen469 (Crambidae). DHJPAR0045404, DHJPAR0060594, DHJPAR0061493. Depository: CNC.

Etymology. *Chelonus torbjornekremi* is named to honor Dr. Torbjorn Ekrem of the NTNU University of Museum in Norway for his eager and high quality administrative and science participation in the iBOL international meetings in South Africa and in Trondheim, Norway, and especially in support of BioAlfa and the ACG-ICE project to biomonitor the Pailas II geothermal site.

***Chelonus yeimycedenoae* Sharkey, sp. nov.**

<http://zoobank.org/F174E937-8073-4E3D-A9E3-B0EE0D15EC93>

Figure 170

Diagnostics. BOLD:ADW6358. Consensus barcode. TATTATATTTTCAT-ATTTGGTATATGATCTGGTATATTTGGATTATCATTAAGTTTAT-TAATTCGAATAGAATTAAGAGTATCGGGTAGTTTATTTATAAAT-GATCAATTATATAATAGAATTGTTACTTTACATGCATTTATTAT-AATTTTTTTTATAGTTATGCCAATTATAATTGGTGGATTTGGAAATT-GATTAATTCCTTTAATATTGGGTTTACCTGATATATTATTTCCAC-GAATAAATAATATAAGTTTTTGATTATTAATACCTTCATTAATTAT-ATTAATATTGAGTAGATTTGTAAATATAGGAGTAGGTACAGGTT-GAACTATTTATCCTCCATTATCTTTATTAATTGGTCATGGTG-GAATTTTCAGTGGATATCAATTTTTTCTTTACATTTAGCTG-GAATATCTTCAATTATAGGTGCTATTAATTTTATAGTTACAATTAT-TAATACATGAATAAGTAATAATTATATAGATAAATTTTCTTTATTTGTTT-GATCAGTTTTTATTACTGCAATTTTATTATTATTATCTTTACCTGTTT-TAGCTGGTGCTATTAATATAATTAAAGAGATCGAAATATAAATACAA-GATTTTTTGATCCTTCAGGTGGGGGTGATCCAATTTTATATCAG-CATTTAT-----.

Holotype ♂. Guanacaste, Pailas Dos, PL12-3, 10.7631, -85.3344, 820 meters, 05-18/xii/2014, Malaise trap PL12-3A. Depository: CNC.

Host data. None.

Holotype voucher code. BIOUG44134-G02.

Paratypes. None.

Etymology. *Chelonus yeimycedenoae* is named to honor Srta. Yeimy Cedeño of SINAC in recognition of her energetic high-quality representation of Costa Rica and BioAlfa in the CBD meeting in Egypt in 2018.



Figure 170. *Chelonus yeimycedenoae*, holotype.

***Leptodrepana* Shaw, 1983**

Leptodrepana species are found throughout the New World. Dadelahi and Shaw (2018) described the first 24 Costa Rican species of the genus. Only one of these, *L. alexisae*, was captured in our Malaise traps and none was reared. Its identification was based on

morphological inspection rather than its barcode. Hosts are unknown for the genus, and we do not treat any reared species here. This strongly suggests that the hosts are leaf-miners since these were not included in the Janzen and Hallwachs rearing program.

***Leptodrepana alexisae* Dadelahi & Shaw, 2018**

Figure 171

Diagnostics. BOLD:ABV9918. Consensus barcode. GGTATTTTATATTT-TATTTTTTGGTATATGATCTGGCATATTTGGTTTATCATTAAGTT-TAATAATTCGAATAGAGTTAAGTTCTTTAACATCTTTTATAGGTAATGAT-CAAATTTATAATAGAATTGTTACTATACATGCATTTATTATAATTTTTTT-TATGGTTATACCAATTATAATTGGTGGTTTTGGAAATTGATTAATTCCAT-TAATATTAGGGGGTCCAGATATAGCATTTCCCTCGTATAAATAATATAA-GATTTTGACTATTAATTCCATCATTATTAATATTAATTATGAGAAGGTTAG-



Figure 171. *Leptodrepana alexisae*.

TAAATGTTGGTGTGGGGACAGGATGAACAGTTTATCCTCCTTTATCTT-TATTAATAGGTCATGGGGGAATTTCTGTAGATTTAAGAATTTTTTCTT-TACATTTAGCGGGAGCTTCATCAATTATAGGTGCAATTAATTTTATTGT-TACAATTATGAATATATGATTAGGTATAAAATATATAGATAAAATTTCTT-TATTTAGATGATCAGTTTTAATTACTGCTATTTTATTATTATTATCATTAC-CTGTTTTAGCTGGGGCAATTACAATATTATTAACAGATCGAAATTTAAAT-ACAAGATTTTTTGATCCGGCAGGAGGTGGGGATCCAATTTTGTAT-CAACATTTATTT.

Imaged specimen. ♀: Guanacaste Province, Sector Cacao, Sendero Arenales, 10.92471, -85.46738, 1080 meters, University of Wyoming Insect Museum, Laramie, Wyoming.

Host data. None.

Voucher code of imaged specimen conspecific with the holotype. BIOUG33274-F09.

Other material. All Malaise-trapped: DHJPAR0045916, DHJPAR0045947, DHJPAR0046006, DHJPAR0046011, DHJPAR0046014, DHJPAR0046015, DHJPAR0046029, DHJPAR0047295, DHJPAR0047294, DHJPAR0047288, DHJPAR0047301, DHJPAR0047309, DHJPAR0047318, DHJPAR0047319, DHJPAR0047323, DHJPAR0047325, DHJPAR0047327, DHJPAR0047332, BIOUG36488-A02, BIOUG36495-H04.

***Leptodrepana erasmocoronadoi* Sharkey, sp. nov.**

<http://zoobank.org/3ADDCFC4-0A04-4DF4-8E2B-8F6A74E039A3>

Figure 172

Diagnostics. BOLD:ADA3192. Consensus barcode. TTTATTTTTTGGGAATATGATCAGGAATATTTGGATTATCATTAAGATTATTAATTCGTATAGAATTAAGTTCTATCACAACCTTATATTGGAAATGATCAGATTTATAATAGAATT-




Figure 172. *Leptodrepana erasmocoronadoi*, holotype **A** image on BOLD **B** mounted image, head missing.

GTTACTATACATGCTTTTATTATAATTTTTTTTTTATAGTTATACCTG-
 TAATAATTGGGGGATTTGGAAATTGATTAGTACCTTTAATAATAGGTG-
 GTCCTGACATATCTTCCCTCGTATAAATAATATAAGATTTTGATTATT-
 ATTACCTTCATTAATTTTATTAATATAAGGAGTTTAGTAAATGTAGGT-
 GTTGGTACTGGTTGAACAGTTTATCCTCCTTTATCTTTATTAATGGGT-
 CATGGAGGTATTTAGTAGATTTAAGAATTTTTCTTTACATTTAGCTG-
 GAGCTTCTTCAATTATAGGAGCTATTAATTTTATTGTAACAATTT-
 TAAATATATGATTTAGTAAAAAATATATAGATAAGATTTCTTTATTTAGGT-
 GATCAGTATTTATTACAGCAATTTTATTATATTATCATTACCAGTATT-
 AGCTGGAGCAATTACAATATTATTAACAGATCGAAATTTAAATACA-----
 -----.

Holotype ♀. Alajuela, Sector San Cristobal, Estación San Gerardo, 10.8801, -85.389, 575 meters, 24–31/iii/2014, Malaise trap. Depository: CNC.

Host data. None.

Holotype voucher code. BIOUG28344-E11.

Paratypes. None.

Etymology. *Leptodrepana erasmocoronadoi* is named to honor Sr. Erasmo Coronado of Liberia, Costa Rica for his years of high-quality service in the GDFCF field administration of the GDFCF field projects.

***Leptodrepana felipechavarriai* Sharkey, sp. nov.**

<http://zoobank.org/DF89B051-E22C-4919-972D-0E6A1AFCAB42>

Figure 173

Diagnostics. BOLD:ADB5898. Consensus barcode. ATTTTATATTTTATTTTTG-
 GTTTATGATCAGGAATATTTGGGTGTGCATTGAGGTTAATGATTC-
 GAATAGAATTAAGTTCAGTGGGTACTTATATAGGTAATGATCAAATTT-
 TATAATAGGATTGTAACAATACATGCATTTATCATAATTTTTTTTATAGT-
 TATACCAGTTATAATTGGTGGATTTGGAAATTGATTGATTCCTTT-
 GATGTTGGGGGGCCTGATATATCTTTTCCTCGAATGAATAATATAA-
 GATTTTGGTTGTTGGTACCATCATTATTTATATTAATTTTAAGAA-
 GTTTAGTAAATACTGGGGTAGGGACTGGGTGAACAGTTTATCCTC-
 CTTTATCTTTATTAATAGGTCATGGAGGAATTTAGTTGATTTAA-
 GAATTTTTTCATTACATTTAGCGGGGGCATCATCTATTATAGGGGCT-
 ATTAATTTTATTGTAATAATATAATGGTTAGGGTTAAATTTT-
 TAGATAAAATTTCTTTATTTAGGTGATCAGTGTAAATTACTGCAATTT-
 TATTATATTATCTTTACCAGTTTAGCTGGAGCAATTACAATGTTATT-
 GACA-----.

Holotype ♂. Guanacaste, Pailas Dos, PL12-3, 10.7631, -85.3344, 820 meters, 03–10/iv/2014, Malaise trap PL12-3A. Depository: CNC.

Host data. None.

Holotype voucher code. BIOUG29764-B11.

Paratypes. None.



Figure 173. *Leptodrepana felipechavarriai*, holotype.

Etymology. *Leptodrepana felipechavarriai* is named to honor Sr. Felipe Chavarria of Santa Rosa, ACG, for his decades of detail accurate handling of GDFCF accounting for GDFCF field projects, taking very high-quality images of ACG biodiversity, and being a core role in ACG and INBio Biodiversity Prospecting projects.

***Leptodrepana freddyquesadai* Sharkey, sp. nov.**

<http://zoobank.org/DDCC1A20-85C1-4A30-85A2-5CD6A5F4CE19>

Figure 174

Diagnostics. BOLD:ADD4610. Consensus barcode. TTATATTTTATTTTGG-
GAATATGGTCTGGGATGTTTGGGTATCATTAAAGATTGTTAATTCGAAT-
AGAATTAAGTTCATTAACCTTCATATATGGGGAATGATCAAATTTATAA-
TAGAGTTGTAAC TATACATGCATTTATTATAATTTTTTTTATGGTGA-
TACCAATTATAATTGGTGGATTTGGAAATTGATTAATTCATTAATAT-
AGGTGGTCCTGATATAGCGTTTCCACGAATAAATAATATAAGGTTTGG-
GTTATTAATTCCTTCATTATTTTATTAATTTAAGAAGATTAGTAAAT-
GTAGGTGTTGGAAC TGGATGAACAGTTTATCCGCCTTTATCTTTAT-



Figure 174. *Leptodrepana freddyquesadai*, holotype.

TAATAGGGCATAGGGGAATTTTCAGTGGATTTAAGAATTTTTCTT-
TACATTTAGCTGGAGCATCTTCAATTATGGGAGCAATTAATTTATTG-
TAACAATTATAAATATATGAATAGGTGTAAATTATATAGATAAAAATTTCTT-
TATTTAGATGATCAGTATTAATTACAGCTATTTATTATTATTATCTTTGC-
CAGTTTTAGCAGGTGCTATTACAATATTATTAAGTAT-----
-----.

Holotype ♀. Guanacaste, Pailas Dos, PL12-2, 10.7634, -85.335, 824 meters, 10–17/iv/2014, Malaise trap PL12-2A. Depository: CNC.

Host data. None.

Holotype voucher code. BIOUG30966-F04.

Paratypes. None.

Etymology. *Leptodrepana freddyquesadai* is named to honor Sr. Freddy Quesada of GDFCF and ACG for his many years as a dedicated inventory parataxonomist for ACG.



Figure 175. *Leptodrepana gilbertfuentesii*, holotype.

***Leptodrepana gilbertfuentesii* Sharkey, sp. nov.**

<http://zoobank.org/EF09ACDF-488B-46FB-90EE-67F197B2A7F1>

Figure 175

Diagnosics. BOLD:ACF7385. Consensus barcode. AATTTTATATTT-TATTTTTGGAATATGATCAGGTTTATTTGGTTTATCATTAAGATTAT-TAATTCGTATAGAATTAAGTTCAGTTTCA--AGATATTTAGGTAATGAT-CAAATTTATAATAGTGTAGTTACAATACATGCATTTATTATAATTTTTTT-TATAGTTATAACCAATTATAATTGGTGGTTTTGGAAATTGATTAATTCGGT-TAATGTTAGGAGGTCCAGATATAGCTTTTCCTCGTATAAATAATATAA-GATTTTGGTTATTGGTTCCTTCTTTATTTTTATTGATTTTAAGAA-GTTTAGTTAATGTTGGTGTGGTACGGGTGAAACAGTTTATCCTC-CTTTATCTTTGTTAATAGGTCATGGTGGAATTTCTGTAGATTTAA-GAATTTTTCTTTACATTTAGCTGGTGCTTCCTCTATTATAGGAGCTAT-TAATTTTATTGTAACAATTATTAATATATGAATAGGA--ATAAAATTTATA-GATAAAATTTCTTTATTTAGATGATCTGTTTTAATTACTGCAATTTTAT-TATTATTATCTTTACCTGTTTTAGCAGGTGCTATTACTATATTGTTAACT-GATCGAAATTTAAATACTAGATTTTTTGATCCTGCAGGTGGAGGGGATC-CAATTTTGATCAACATTTATTT.

Holotype ♀. Guanacaste, Sector Santa Rosa, Bosque San Emilio, 10.8438, -85.6138, 300 meters, 11-18/vi/2012, Malaise trap. Depository: CNC.

Host data. None.

Holotype voucher code. BIOUG05181-B07.

Paratypes. None.

Etymology. *Leptodrepana gilbertfuentesi* is named to honor Sr. Gilbert Fuentes of OTS/OET San Jose office for his diligent librarian efforts with ACG and other Costa Rican biodiversity publications.

***Leptodrepana manuelriosi* Sharkey, sp. nov.**

<http://zoobank.org/89A0AC1F-6C36-462D-A215-CF483DD9B7C6>

Figure 176

Diagnostics. BOLD:ACR7934. Consensus barcode. ATAAAATTTATAGATAAAATTTCTTTATTTAGATGATCTGTTTTAATTACTGCAATTTTATTATTATCTTTACCTGTTTTAGCAGGTGCTATTACTATATTGTTAACTGATCGAAATTTAAATACTAGATTTTTTGATCCTGCAGGTGGAGGGGATCCAATTTTGATATCAACATTTATTTATTTTATATTTTATTTTGGAAATATGATCTGGGATATTTGGTTTATCATTAAGTTTAATTATTCGAATAGAATAAGATCAGTAACATCTTTTTTAGGAAATGATCAAATTTATAATAGAGTAGTAACAATGCATGCATTTATTATAATTTTTTTTATAGTTATACCAATATAAATTGGGGGATTTGGAAATTGATTAATTCCTTTGATATTAGGAGGTCCTGATATAGCTTTTCCACGAATAAATAATATAAGATTTTGATTATTAATTCCTTCATTGTGTATATTAATTTAAGAAGATTAGTTAATATAGGAGTAGGGACAGGTTGAACAGTATATCCTCCTTTATCTTTATTAATAGGACATGGAGGGATTTCAGTAGATTTAGGGATTTTTTCATTACATTTAGCAGGAGCTTCATCAATTATAGGGGCAATTAATTTTATTGTAACAATATAAATATATGATTAGGAATAAAAATATATAGATAAGATTTTCATTATTTAGATGATCAGTTTTAATTACTGCAATTCATTTATTATTTATCTTTACCTGTATTAGCA-----.




Figure 176. *Leptodrepana manuelriosi*, holotype **A** image on BOLD **B** mounted image.

Holotype ♀. Guanacaste, Sector Santa Rosa, Bosque San Emilio, 10.8438, -85.6138, 300 meters, 04–11/vi/2012, Malaise trap. Depository: CNC.

Host data. None.

Holotype voucher code. BIOUG18005-B12.

Paratypes. None.

Etymology. *Leptodrepana manuelriosi* is named to honor Sr. Manuel Rios of GD-FCF and ACG for his many years as a dedicated inventory parataxonomist.

Phanerotoma Wesmael, 1838

There are 37 species recorded from the Neotropical region but none from Costa Rica (Yu et al. 2016). Eleven species are recorded from Panama, mostly described by Zettel (1990), and some of the species described here may be revealed as junior synonyms if and when the holotypes are barcoded. Judging from the similarly sized revision of *Leptodrepana* by Dadelahi et al. (2018), synonyms are unlikely. Recorded hosts are mostly from Pyralidae and Tortricidae. Only two of the 23 species treated here are reared, both from species of Pyralidae. The lack of host records, given the species-richness of the genus in Costa Rica, suggests that many may use leaf-miners as hosts, since this group has not been a focus of the Janzen and Hallwachs rearing program.

Phanerotoma almasolisae Sharkey, sp. nov.

<http://zoobank.org/E9E20D15-EBC6-456C-9A38-826A5A4C8B7E>

Figure 177

Diagnostics. BOLD:ADB0692. Consensus barcode. ATATTATATTTTTTATTTGGAATATATTCAGGATTTTTTGGATTATCTTTTAGAATTATAATTCGATTAGAATTAAGAGTCTTAGGACAAATAATAGGAAATGATCAAATTTATAATATAATAGTAACAATTCATGCATTTGTTATAATTTTTTTTATAGTTATACCTATTATAATTTGGAGGATTTGGAAATTGATTAATTCCTTTAATATTGGGAGGTCCTGATATAAGATTTCTCCTCGAATGAATAATATAAGATTTTGATTATTAATTCCTTCTTTATTATTATTAATTATATCAAGATTTATTAATATAGGGGTAGGTACAGGTTGAACAGTTTATCCTCCTTTATCATTAATTATAGGACATGGGGGTGTATCTGTAGATTTAGTAATTTTTCTTTACATTTGGCTGGAATTTCTTCAATTTTAGGTGCAATTAATTTATTAGAACTATTTTAAATATATGATATAATATAAAAGAAGACTAGAAAATTTATCTTTATTTAGATGATCTGTTGCTATTACTGCTTTATTGTTATTATTATCTTTACCAGTTTTAGCAGGTGCAATTACTATATTA-----.

Holotype ♀. Guanacaste, Pailas Dos, PL12-6, 10.7637, -85.333, 853 meters, 20–27/iii/2014, Malaise trap PL12-6A. Depository: CNC.

Host data. None.

Holotype voucher code. BIOUG29157-B02.

Paratypes. None.



Figure 177. *Phanerotoma almasolisae*, holotype.

Etymology. *Phanerotoma almasolisae* is named to honor Dr. Alma Solis of the Smithsonian and USDA for her decades of diligent and enthusiastic support for Costa Rican biodiversity development and taxonomy in INBio, ACG, and her home office in the USA, with special emphasis on Pyraloidea microlepidopteran identifications.

***Phanerotoma alvaroherrerai* Sharkey, sp. nov.**

<http://zoobank.org/C3A75DCE-FBD5-422C-B9D1-99DBE25017CF>

Figure 178

Diagnostics. BOLD:AAL8247. Consensus barcode. GAGTTTTA-TATTTTTTATTTGGTATTTATTTCAGGGTTTTTAGGTTTATCTT-




Figure 178. *Phanerotoma alvaroherrerai*, holotype.

TAAGAATAATAATTCGTTTAGAATTAAGAGTGTTAGGGGREGATAY-
TAGGTAATGATCAAATTTATAATACAATTGTTACTATTCATGCTTT-
TATTATAATTTTTTTTATAGTAATACCAATTATAATTGGAGGRTTGTG-
GRAATTGATTAGTRCCTTTAATATTAGGTGGTCCTGATATAAGRTTYC-
CTCGAATAAATAATATAAGATTTTGGTTATTAATTCCTTCATTAATTT-
TAATAATTTTATCTAGTTTTGTMAATGTTGGGGCTGGTACTGGATGAAC-
ARTYTAYCCTCCTTTRTCATTATTAGTTGGKCATGGGGGGTTTCAGTT-
GATTTAGTAATTTTTTCTTTACATTTGGCAGGYRTTCTTCAATTT-
TAGGGGCAATTAATTTATTAGTACAGTTTAAATATATGAGTTGGG-
TATAAAATGATAGATAAATTATCTTTRTTATTTTTCTGTAGTAAT-
TACAGCATTATTATTATTATCTTTACCTGTTTTAGCTGGGGCYAT-
TACAATRTTATTATTGGATCGAAATTTAAATACTAGATTTTTTTGATCCTA-
GAGGMGGTGGGGATCCAGTTTTGTATCAACATTTATTT.

Holotype ♂. Guanacaste, Sector Santa Rosa, Bosque San Emilio, 10.8438, -85.6138, 300 meters, 21–28/i/2013, Malaise trap. Depository: CNC.

Host data. None.

Holotype voucher code. BIOUG18290-F04.

Paratypes. All Malaise-trapped. BIOUG07918-F10, BIOUG09739-D11, BIOUG09739-C01, BIOUG08348-E03, BIOUG09739-H08, BIOUG10016-F02,

BIOUG10017-G06, BIOUG10112-B02, BIOUG10112-B03, BIOUG10112-E11, BIOUG10247-E11, BIOUG17575-A10, BIOUG18289-H10, BIOUG18290-A04, BIOUG18290-D02, BIOUG18290-F04, BIOUG18290-F11, BIOUG18397-C11, BIOUG18398-B05, BIOUG18430-E07, BIOUG18499-D10, BIOUG18499-F05, BIOUG18499-F06. Depository: CNC.

Other material. Two specimens from the same BIN were found on BOLD; one from Oklahoma (BOLD voucher 09BBHYM-914) and the other from southern Florida (BOLD voucher 10BBHYM-1201). We doubt that they are conspecific with the Costa Rican specimens based on their distributions, but they were not examined and deserve closer scrutiny.

Etymology. *Phanerotoma alvaroherrerai* is named to honor Sr. Alvaro Herrera for his long patience and efforts in the administration of the debt swap purchase of 22A of Sector Rincon Rain Forest in ACG in 2014–2015.

***Phanerotoma anacordobae* Sharkey, sp. nov.**

<http://zoobank.org/3279D75C-BF9D-4772-ACB1-753380B2DCAE>

Figure 179

Diagnostics. BOLD:ACJ2167. Consensus barcode. GAGTTTTA-TATTTTTTATTTGGTATTTATTCTGGGKTTTTAGGTTTRTCTT-TAAGAATAATAATTCGATTGGAATTAAGAGTWTTAGGGGAAATATT-AGGTAATGAYCAAATTTATAATACAATTGTAACATTCATGCTTT-TATTATAATTTTTTTTATAGTYATACCAATTATAATTGGTGGTTTTG-GTAATTGATTAGTWCCTTAATATTAGGTGGACCTGATATAAGAT-TYCCTCGAATAATAATAAGATTTTGATTATTAATTCCTTCAT-TAATTTAATAATTTTATCTAGTTTTTGAAATGTAGGGGCTGGAACCTG-GATGRACAGTTTATCCTCCTTTATCATTATTAGTTGGTCATGGTG-GTATTTT CAGTTGATTTAGTAATTTTTTCTTTACATTTGGCAGG-TATTTCTTCAATTTTAGGTGCAATTAATTTATTAGTACTGTWTTAAATA-TATGGGTTGRTTATAAATGATAGATAAATATCTTTATTTATTTTTTCT-GTAGTAATTACAGCATTGTTATTGTTATTATCTTTACCTGTATTAGCTG-GAGCAATTACAATGTTATTGTTGGATCGAAATTTAAATACAAGATTTTTT-GACCCAAGAGGTGGAGGAGATCCAATTTTATATCAACATTTATTT.

Holotype ♀. Guanacaste, Sector Santa Rosa, Bosque San Emilio, 10.8438, -85.6138, 300 meters, 16–23/iv/2012, Malaise trap. Depository: CNC.

Host data. None.

Holotype voucher code. BIOUG07616-D05.

Paratypes. All Malaise-trapped. BIOUG07616-F09, BIOUG07781-H06, BIOUG07918-H09, BIOUG08266-F05, BIOUG10016-G07, BIOUG10016-H06, BIOUG10017-H03, BIOUG10247-H02, BIOUG10753-B11, BIOUG17335-B07, BIOUG17335-E04, BIOUG17335-H08, BIOUG17346-E10, BIOUG17684-B01, BIOUG17684-B12, BIOUG17684-D11, BIOUG18290-C10, BIOUG18290-D04,



Figure 179. *Phanerotoma anacordobae*, holotype.

BIOUG18290-E12, BIOUG18290-G07, BIOUG18290-H09, BIOUG18397-C12, BIOUG18398-B04, BIOUG18398-D11, BIOUG18398-F09, BIOUG18398-G07, BIOUG18498-H02, BIOUG18499-A12, BIOUG18499-H09, BIOUG18661-G06, BIOUG18664-E01.

Etymology. *Phanerotoma anacordobae* is named to honor Sra. Ana Cordoba of GD-FCF and ACG for her many years as a dedicated inventory parataxonomist for ACG.

***Phanerotoma anamariamongae* Sharkey, sp. nov.**

<http://zoobank.org/87CAC79F-2097-4F30-A5C6-04AB0B0314CC>

Figure 180

Diagnostics. BOLD:ADA6322. Consensus barcode. AGTTTATATTTTATTTG-GTATTTATTCAGGATTTTTRGGDYATCTTTAAGAATAATAATTCGTT-TAGAATTAAGAGTATTAGGRGAAATATTAGGTAATGATCAAATTTATAAT-ACAATTGTAACATATYCATGCTTTTATTATAATTTTATAGTTATAC-CAATTATAATTGGTGGGTTTGGAAATGATTAGTACCTTTAATATTAG-GTGGTCCTGATATAAGGTTTCCTCGAATAAATAATAAGTTTGTATT-ATTAATTCCTTCATTAATTTAATAATTTGTCTAGRTTTGTAATGTAG-GAGCTGGAAGTGGGTGAACAGTTTAYCCTCCTTTATCATTATTARTTG-



Figure 180. *Phanerotoma anamariamongae*, holotype.

GRCATGGTGGTGTTCAGTTGATTTGGTAATTTTTCTTTACATT-TAGCRGGTRTTTCTTCAATTTTAGGKGC AATTAATTTATTAGAACG-GTTTTAAATATATGAATTGGTTATAAAATAATGGATAAATTGTCTTTATT-TATTTTTTCTGTAGTGATTACAGCATTATTRTATTATTATCTTTACCT-GTTTTAGCTGGGGCAATTACAATATTATTATTGGATCGAAATTTAAATA-CAAGATTTTT.

Holotype ♀. Guanacaste, Pailas Dos, PL12-9, 10.76, -85.3341, 809 meters, 06–13/ii/2014, Malaise trap PL12-9A. Depository: CNC.

Host data. None.

Holotype voucher code. BIOUG28728-G08.

Paratypes. All Malaise-trapped. BIOUG28388-H02, BIOUG28667-D07, BIOUG28651-A02, BIOUG28674-H11, BIOUG28743-A02, BIOUG28678-G12,

BIOUG28721-A12, BIOUG28770-H07, BIOUG28770-H10, BIOUG28770-H11, BIOUG28724-C04, BIOUG28728-A09, BIOUG28728-G09, BIOUG28728-G10, BIOUG28729-D07, BIOUG28846-B09, BIOUG28823-E08, BIOUG28825-B01, BIOUG28777-A04, BIOUG28779-B01. Depository: CNC.

Etymology. *Phanerotoma anamariamongee* is named to honor Srta. Ana Maria Monge for her enthusiastic support for the integration of the NGO BioAlfa into the SINAC government bureaucracy.

***Phanerotoma andydeansi* Sharkey, sp. nov.**

<http://zoobank.org/CA8F53F2-12E7-49B7-9D16-7957061D1060>

Figure 181

Diagnostics. BOLD:ADA7613. Consensus barcode. GTATTATATTTTTTATTTG-GTATTTATTCAGGATTTTATAGGTTTATCATTAAGAATAATAATTCGATTAGAATTAAGAGTTTATAGGTGAAATGTTAGGGAATGATCAGGTTTATAATCAATTGTTACAATACATGCTTTTGTAAATAATTTTTTTTATAGTTATACCAATTATAATTGGAGGTTTTGGGAATTGATTAGTACCTTTAATATTAGGTGGTCCTGATATAAGTTTTCTCGAATAAATAATATAAGATTTTGATTGTTAATTCCTTCTTTAATTTTAATAATTTTATCAAGATTTGTAAATGTTG-



Figure 181. *Phanerotoma andydeansi*, holotype.

GTGCTGGTACAGGATGAACAGTTTATCCTCCTTTATCATTATTAATTG-
 GTCATGGTGGTATTTTCAGTTGATTTAGTAATTTTTTCTTTACATTTG-
 GCAGGTATTTTCATCAATTTTAGGTGCTATTAATTTTATTAGAACA-
 GTTTTAAATATATGAATTAGTTTAAAAATAATAGATAAATTAACATTATT-
 TATTTTTTCTGTAATAATTACAGCAATATTATTATTGTTGTCATTACCT-
 GTWTTGGCTGGAGCAATTACAATATTATTATTAGATCGAAATATAAAT.

Holotype ♀. Guanacaste, Pailas Dos, PL12-6, 10.7637, -85.333, 853 meters, 01-08/v/2014, Malaise trap PL12-6A. Depository: CNC.

Host data. None.

Holotype voucher code. BIOUG29322-E10.

Paratypes. All Malaise-trapped. BIOUG28394-F08, BIOUG28673-C05, BIOUG28764-F10, BIOUG28766-E08, BIOUG28722-F01, BIOUG28728-H01, BIOUG28823-E07, BIOUG28830-H02, BIOUG29059-D04, BIOUG29060-G09, BIOUG29064-E01, BIOUG29140-A12, BIOUG29146-E10, BIOUG29322-E08, BIOUG29322-E10, BIOUG29377-F12, BIOUG29403-F11, BIOUG29406-G10, BIOUG29388-H08, BIOUG29398-F04, BIOUG29530-G09, BIOUG29511-G04, BIOUG29725-C09, BIOUG29991-F01, BIOUG30959-G11. Depository: CNC.

Etymology. *Phanerotoma andydeansi* is named to honor Dr. Andy Deans of Pennsylvania State University for his intense taxonomic development of ACG Microgastriinae wasps and his later contributions as a museum director.

***Phanerotoma angelagonzalezae* Sharkey, sp. nov.**

<http://zoobank.org/44A35082-2B56-44FC-BE21-843A96D159BE>

Figure 182

Diagnosics. BOLD:ADB3156. Consensus barcode. GTATTATATTTTTT-
 GTTTGGAATTTATTCAGGAATTTAGGTTTATCATTAAAGTATAA-



Figure 182. *Phanerotoma angelagonzalezae*, holotype.

TAATTCGATTAGAATTAAGAGTTTTGGGGGAAATATTAGGTAATGAT-
 CAAGTTTATAATATAATAGTAACCTATTCATGCTTTTATTATAATTTTTTT-
 TATAGTTATAACCAATTATAATTGGGGGATTTGGAAATTGGT-
 TAGTACCTTTAATATTAGGAGGTCCTGATATAAGATTTCCCTCG-
 TATAAATAATATAAGATTTTGGTTATTAATTCCATCTTTAATATTAT-
 TAATTTTATCAAGATTTGTAAATATAGGAGCTGGAACAGGATGAAC-
 TATTTACCCTCCATTATCATTAAATATTAGGTCATGGAGGAGTTTCTGIA-
 GATTTAGTAATTTTTTCATTACATTTAGCAGGTATTTTCATCAATTTTAG-
 GTGCAATTAATTTTATTAGAACAGTTTTAAATATATGATTTATAAAAAG-
 TATAATAGATAAATTGTCTTTATTTATTTTTTCAGTAGTTATTACTGCAT-
 TATTATTATTATTATCATTACCGTTTTAGCTGGAGCTATTACTATATT-
 ATTAATAGATCGTAATTTAAAT.

Holotype ♀. Guanacaste, Pailas Dos, PL12-3, 10.7631, -85.3344, 820 meters, 08–15/v/2014, Malaise trap PL12-3A. Depository: CNC.

Host data. None.

Holotype voucher code. BIOUG29845-C10.

Paratypes. All Malaise-trapped. BIOUG29320-A09, BIOUG29862-C07, BIOUG30984-H06. Depository: CNC.

Etymology. *Phanerotoma angelagonzalezae* to honor Dr. Angela Gonzalez, Director of CONAGEBIO, for her constant encouragement and facilitation of the growth and development of BioAlfa for Costa Rica.

***Phanerotoma angelsolisi* Sharkey, sp. nov.**

<http://zoobank.org/4EF4BC86-D742-4524-95B2-9C0DB4768031>

Figure 183

Diagnostics. BOLD:AAG8211. Consensusbarcode. TGTATTRTATTTTTTTWTTTG-
 GAATTTATTCAGGTATTTTTGGTTTRTCATTAAGTATAATAATTCGATTA-
 GAATTAAGAGTTTTAGGAGAARTRTTAGGTAATGATCAAGTTTATAATA-
 CAATTGTWACAATTCATGCTTTTATTATAATTTTTTTTTATGGTTATAC-
 CARTTATAATTGGTGGTTTTGGWAATTGATTARTTCCTTTAATATTAG-
 GAGGTCCYGATATAAGRTTTCCTCGAATAARTAATAAGATTTTGRT-
 TATTAATTCCTTCTTTATTAATATTAATTTTATCAAGTTTTRTTAATG-
 TAGGTGYTGAACAGGTTGAACRTWTAYCCTCCTTTRTCTTTAYTRG-
 TAGGTCATGGAGGTGTTTCRGTTGATATAGTAATTTTTCTTTACATT-
 TAGCAGGAATTTTCWTC AATTTTRGGTGCTATTAATTTTATTAGAA-
 CAGTTTTAAATATATGGTTTGATTATRAAATAATAGATAAAAYTGTCTT-
 TATTTATTTTTCTGTAKTTATTACAGCATTATTATTATTATYATCYT-
 TACCTGTTTTAGCTGGTGCAATTACDATATATTTRTTAGATCGAAAT-
 TTAAAKACAAGATTTTTTGATCCAAGAGGAGGTGGGGATCCTATTT-
 TATAYCAACATTTATTT. Restricted to Central America.



Figure 183. *Phanerotoma angelsolisi*, holotype.

Holotype ♀. Guanacaste, Pailas Dos, PL12-3, 10.7631, -85.3344, 820 meters, 12–19/xii/2013, Malaise trap PL12-3A. Depository: CNC.

Host data. None.

Holotype voucher code. BIOUG29415-C09.

Paratype. BIOUG07751-A11. Depository: CNC.

Other material. BIOUG07751-A11 (Malaise-trapped) from Honduras was examined and considered conspecific, and it is included as a paratype. There are dozens of specimens in the same BIN that are from widespread locations across Canada and the USA. Several of these were examined and they differ significantly in color from the Mesoamerican specimens and are not considered conspecific. See BOLD for details.

Etymology. *Phanerotoma angelsolisi* is named to honor Mr. Angel Solis of BioAlfa for his decades of enthusiastic taxonomic and administrative support of INBio, parataxonomists, and all matters biodiversity of Costa Rica coupled with intensely developing BioAlfa of Costa Rica.

***Phanerotoma barryhammeli* Sharkey, sp. nov.**

<http://zoobank.org/20727B66-1867-44F3-A71D-22C19A9F7C06>

Figure 184

Diagnostics. BOLD:ADG7956. Consensus barcode. AGTATTATATTTTT-TATTTGGTATTTATTCAGGTGTATTAGGTTTATCTTTAAG-TATAATAATTCGATTAGAATTGAGGGTTTTAGGAGAAATGTTAGG-TAATGATCAAGTTTATAATACTATTGTTACTATTTCATGCTTTTATT-ATAATTTTTTTTATAGTTATAACCAATTATAATTGGTGGGTTTGGAATTG-GTTAGTTCCATTAATATTAGGGGGACCTGATATAAGATTCCCTCGTAT-GAATAATATAAGGTTTTGGTTATTAGTACCTTCATTAATTTTATTAGTTT-TATCAAGATTTGTAAATATAGGGGTTGGTACAGGATGAACAGTTTACC-CTCCATTATCTTTAACATTAGGACATGGAGGTATTTTCAGTAGATTTAG-



Figure 184. *Phanerotoma barryhammeli*, holotype.

TAATTTTTCTTTACATTTAGCAGGTATTTCTTCAATTTTGGGGGCGAT-
 TAATTTTATTAGTACAGTATTAATATATGATTTAATTATAAAATGATAGA-
 TAAATTATCTTTATTTATTTTTCTGTAGTAATTACAGCATTATTATTATT-
 ATTATCTTTACCTGTTTTAGC.

Holotype ♂. Guanacaste, Sector Cacao, Derrumbe, 10.9292, -85.4643, 1220 me-
 ters, 19-26/ii/2015, Malaise trap. Depository: CNC.

Host data. None.

Holotype voucher code. BIOUG32861-A06.

Paratypes. None.

Etymology. *Phanerotoma barryhammeli* is named to honor Dr. Barry Hammel of the Missouri Botanical Garden and the Museo Nacional de Costa Rica for his decades of direct mentoring and plant taxonomy for the plants of Costa Rica.

***Phanerotoma bernardoespinozai* Sharkey, sp. nov.**

<http://zoobank.org/7A4AFFC3-D95B-43D3-91A8-3BDDA2CD2EE2>

Figure 185

Diagnostics. BOLD:ACJ8069. Consensus barcode. AGTTTTATATTTTTT-
 GTTAGGTATATATTTCTGGAATAATAGGTTTATCATTAAGTTTAT-
 TAATTCGTTTGGAAATTAAGTGTTTTAGGA-----TGTATAATAGGTAATGAT-
 CAAGTTTACAATATAATTGTTACTATTCATGCATTTATTATAAATTTTTT-
 TATAGTTATAACCAATTATAATTGGTGGATTTGGAAATTGATTAGTTCCAT-
 TAATATTAGGTGGACCTGATATAAGTTTTCCCTCGAATAAATAATATAA-
 GTTTTTGGTTATTAATTCCTTCTTTAATTTTATTAATAATATCAAGTTTT-
 GAAATGTTGGTGCTGGAAGTGGTTGAACTGTTTATCCACCATTATCAT-
 TAATAATTGGTCATGGAGGAATTTCTGTTGATTTAGTAATTTTTTCTT-
 TACATTTGGCTGGAATTTCTTCAATTTTAGGTGCTATTAATTTTATTTT-
 TACTGTATTAATATATGATTTAATTTAAAAATATAGAAAAAATATCTT-
 TATTTATTTGATCTGTTGTTATTAATTTACTGCTTTATTTATTTATTTATCTT-
 TACCTGTTTTAGCAGGTGCTATTACTATATTTAATAGATCGAAATT-
 TAAATACAAGATTTTTTGATCCAAGAGGAGGTGGTGATCCTGTGTTA-
 TATCAACATTTATTT.

Holotype ♀. Guanacaste, Sector Santa Rosa, Bosque San Emilio, 10.8438,
 -85.6138, 300 meters, 04/vi/2012, Malaise trap. Depository: CNC.

Host data. None.

Holotype voucher codes. BIOUG08356-H07.

Paratypes. None.

Etymology. *Phanerotoma bernardoespinozai* is named to honor Sr. Bernardo Espinoza for his decades of high-quality taxonomic actions for the curation and taxonomy of the INBio and now Museo Nacional insect collection, with special emphasis on BioAlfa and the Arctiidae of ACG and Costa Rica in overall.



Figure 185. *Phanerotoma bernardoespinozai*, holotype.

***Phanerotoma calixtomoragai* Sharkey, sp. nov.**

<http://zoobank.org/3EBB00F5-4300-4B7C-AEAF-BAD2A0E0F1C8>

Figure 186

Diagnostics. BOLD:ABV9880. Consensus barcode.

AATTTTATATTTTATTTTGGAAATGTATTCAGGAATAATAGGTT-
TATCATTAAAGTTTATTAATTCGTTTAGAATTAAGAGTTTATAGGAAATA-



Figure 186. *Phanerotoma calixtomoragai*, holotype.

TATTAGGTAATGATCAAGTTTATAATATAATTGTTACTATTCATGCTTT-
TATTATAATTTTTTTTATAGTAATACCTATTATAATTGGAGGTTTTG-
GAAATTGGTTAATTCCTTTAATATTAGGAGGTCCTGATATAAGATTTTC-
CTCGGATGAATAATATAAGGTTTTGATTATTAGTTCCTTCTT-
TAATTTTATTGAGTATGTCAAGATTTATTAATATAGGGGTTGGAA-
CAGGTTGAACAGTTTATCCTCCTTTATCTTTAATAATTGGACATG-
GTGGGGTTCCGTTGATTTAGTTATTTTTTCTTTACATTTAGCTG-
GAATTTCTTCAATTTTAGGGGCTATTAATTTTATTAGAACTATTT-
TAAATATATGAATTAATCTTAAAATAATAGATAAATTATCTTTATTTATTT-
GATCTGTTATGATTACTGTTTTATTATTGTTATTATCTTTACCAGTTT-
TAGCAGGAGCTATTACTATATTTATTAATAGATCGAAATCTTAATACAA-
GATTTTTTGATCCAAGAGGAGGGGGGATCCAGTATTATATCAGCATT-
TATTT.

Holotype ♀. Guanacaste, Sector Cacao, Sendero Cima, 10.933, -85.457, 1460 meters, 20/x/2008, Malaise trap. Depository: CNC.

Host data. None.

Holotype voucher code. DHJPAR0045952.

Paratypes. None.

Etymology. *Phanerotoma calixtomoragai* is named to honor Sr. Calixto Moraga of GDFCF and ACG for his many years as a dedicated inventory parataxonomist for ACG.

***Phanerotoma carolinacanoae* Sharkey, sp. nov.**

<http://zoobank.org/802AF82F-83EC-4362-AD29-E73939990644>

Figure 187

Diagnostics. BOLD:ADB0776. Consensus barcode. TTATTATATTTTTTATTTTG-GTATATATTCTGGAATAATAGGATTATCTTTAAGATTATTAATTCGTT-



Figure 187. *Phanerotoma carolinacanoae*, holotype.

TAGAATTAAGGGTTTTAGGTAATATATTAGGGAATGATCAAATTTATAA-
 TATAGTTGTTACTATTCATGCTTTTTATTATAATTTTTTTTATAGTAATAC-
 CAGTTATAATTGGTGGTTTTGGAAATTGATTAATTCCTTTAATGTTAG-
 GAGGTCCTGATATAAGATTTCCCTCGAATAAATAATATAAGTTTTTGATT-
 GTTAATTCCTTCATTAATGTTATTAAGATTATCAAGATTTATTAATATAG-
 GTGCTGGAAGTGGTTGAACTATTTACCCTCCTTTATCCTTAATAATTG-
 GTCATGGAGGATTTTCTGTTGATATAGTAATTTTTTTCATTACATT-
 TAGCTGGAATTCATCAATTTTAGGAGCAATTAATTTTATCACTACA-
 GTTTTAAATATATGGTTTAATATAAAAATAATAGATAAATTATCTTTATT-
 TATTTGATCAGTAATTATTACTGCTTTATTATTATTATTATCTTTACCTGT-
 ATTAGCAGGAGCAATTACAATATTATTAATAGATCGTAAT-----
 -----.

Holotype ♂. Guanacaste, Pailas Dos, PL12-9, 10.76, -85.3341, 809 meters, 16-23/i/2014, Malaise trap PL12-9A. Depository: CNC.

Host data. None.

Holotype voucher code. BIOUG28722-E11.

Paratypes. None.

Etymology. *Phanerotoma carolinacanoae* is named to honor Sra. Carolina Cano of GDFCF and ACG for her many years as a dedicated inventory parataxonomist for ACG.

***Phanerotoma christerhanssoni* Sharkey, sp. nov.**

<http://zoobank.org/70A14DC8-2B5E-45DF-BEDC-8ED7975F0360>

Figure 188

Diagnostics. BOLD:ACL3879. Consensus barcode. TGTTTTATATTTTT-
 TATTTGGAATGTATTCAGGAATAATAGGTTTATCTTTAAGATTAT-
 TAATTCGTTTGGAAATTAAGTGTATTAGGGTCAATATTAGGTAATGAT-
 CAAATTTATAATATAGTTGTTACAGTTCATGCTTTTTATTATAATTTTTTT-
 TATAGTTATACCTATTATGATTGGTGGTTTTGGAAATTGATTAGTTCCTT-
 TAATATTAGGAGGACCTGATATAAGGTTCCCTCGAATAAATAATATAA-
 GATTTTGATTGTTAATTCCTTCATTAATATTATTATGTTTATCTAGATTT-
 ATTAATATAGGTGCTGGTACAGGTTGAACTGTTTATCCTCCTTTATCTT-
 TAATAATTGGTCATGGGGGAATTTAGTAGATTTAGTAATTTTTTTCAT-
 TACATTTAGCAGGAATTTTCATCAATTTAGGTGCTATTAATTTATTA-
 GAACTGTGTTGAATATGTGATTTAAATTGAAAATAATAGATAAATTATCAT-
 TATTTATTTGATCAGTTATAATTACTGCTTTATTGTTATTGTTATCTT-
 TACCTGTATTGGCAGGTGCAATTAATTAATAGATCGTAAT-
 TAAATACAAGTTTTTTTTGATCCTAGAGGTGGTGGTGATCCAATTTTA-
 TATCAACATTTATTT.

Holotype ♀. Guanacaste, Sector Santa Rosa, Bosque San Emilio, 10.8438, -85.6138, 300 meters, 31/xii/2012-07/i/2013, Malaise trap. Depository: CNC.

Host data. None.

Holotype voucher code. BIOUG09826-F06.



Figure 188. *Phanerotoma christerhanssoni*, holotype.

Paratypes. All Malaise-trapped. BIOUG10016-H08, BIOUG17462-A10, BIOUG17575-C11, BIOUG17616-B12, BIOUG18290-F03, BIOUG18397-B07. Depository: CNC.

Etymology. *Phanerotoma christerhanssoni* is named to honor Dr. Christer Hansson of Lund University, Sweden, for his huge contribution to the taxonomy of the Eulophidae of Costa Rica overall, and ACG specifically.

***Phanerotoma christompsoni* Sharkey, sp. nov.**

<http://zoobank.org/9BD9D022-74E7-4BAC-A7C9-262B2E2DD74E>

Figure 189

Diagnostics. BOLD:ACL5703. Consensus barcode. TGTTTTATATTTTT-TATTTGGAATATATTCAGGTATGTTAGGTTTATCATTAAAGTTTAT-



Figure 189. *Phanerotoma christompsoni*, holotype.

TRATTCGTTTGGAAATTAAGTGTTTTAGGATCTATATTAGGTAATGAT-
 CAAATTTATAATATAATTGTTACTRTTCATGCTTTTATTATAATTTTTT-
 TATAGTTATAACCAATTATAATTGGTGGKTTTGGAAATTGATTAGTTCCTT-
 TAATATTAGGGGGTCCTGATATAAGTTTTCCCTCGAATAAATAATATAA-
 GATTTTGATTATTAATTCCTTCATTAATAT'TATTATGTTTATCAAGATTT-
 ATTAATATAGGAGCTGGAACAGGATGAACAGTGTATCCACCTTTATCCT-
 TAATAATTGGTCATGGAGGAATTCAGTAGATTTAGTAATTTWTTCKT-
 TACATTTGGCTGGAATTTCTTCTATTTTAGGTGCAATTAATTTTATTA-
 GAACTGTTTTAAATATRTGATTTTATTAAAAATAATAGATAAATTATCAT-
 TRTTTATTTGATCAGTAATWATTACTGCTTTATTATTATTATTATCTTTAC-
 CTGTATTAGCRGGTGCTATTACAATATTATTAATGGATCGAAATTTAAAT-
 ACAAGRTTTTTTGATCCTAGAGGTGGTGGAGATCCAATTTTATAT-
 CAACATTTATTT.

Holotype ♀. Guanacaste, Sector Santa Rosa, Bosque San Emilio, 10.8438, -85.6138, 300 meters, 17–24/xii/2012, Malaise trap. Depository: CNC.

Host data. None.

Holotype voucher code. BIOUG09739-B06.

Paratypes. All Malaise-trapped. BIOUG05346-A11, BIOUG08356-G03, BIOUG05422-D07, BIOUG08904-A11, BIOUG08905-F02, BIOUG08905-F11, BIOUG08911-A03, BIOUG09435-D11, BIOUG09435-D12, BIOUG09739-B06, BIOUG09739-F12, BIOUG09827-A02, BIOUG10017-D06, BIOUG17494-A10, BIOUG17494-C11, BIOUG17569-F01, BIOUG17569-F07, BIOUG17575-E05, BIOUG17575-E09, BIOUG18290-E11, BIOUG18290-F08, BIOUG18397-B01, BIOUG18551-A08. Depository: CNC.

Etymology. *Phanerotoma christhompsoni* is named to honor Dr. Chris Thompson of the Smithsonian Institution for his decades and continuing intense enthusiasm for the taxonomy of Costa Rican Syrphidae flies and subsequent development of the INBio collections and training of INBio curators, including their current financial support.

***Phanerotoma davesmithi* Sharkey, sp. nov.**

<http://zoobank.org/38A42B33-C0E3-4FD4-894A-74E2655E0CA4>

Figure 190

Diagnostics. BOLD:ADB4617. Consensus barcode. GTTTTATATTT-TATATTTGGAATATATTCAGGAATGTTAGGTTTATCATTGAGAT-TATTAATTCGTTTAGAATTGAGTGTTTTAGGYTCTATATTGGG-TAATGATCAAATTTATAATATAATTGTTACTATTCATGCTTTTAT-TATAATTTTTTTTATAGTTATAACCAATTATAATTGGTGTTTGGAAATTGATTAGTGCTTTAATATTAGGTGGTCCTGATATAA-GTTTTCCCTCGTATAAATAATATAAGATTTTGATTATTAATTCCTTCAT-TAATATTATTATGTTTATCTAGATTTATTAATATAGGAGCTGGAA-CAGGATGAACYGTTTATCCTCCATTATCTTTAATAAATTGGACATG-GTGGAAATTTCTGTAGATTTAGTAATTTTTTCGTTACATTTAGCAG-GAATTTCTTCAATTTTAGGTGCTATTAATTTTATTAGAACTGTTT-TAAATATATGATTTAAATTTAAAATAATAGATAAATTTATCTTTATTTATTT-GATCAGTAATTATTACTGCTTTATTTATTGTTATTATCTTTACCTGTATT-AGCAGGTGCAATTACTIONTATTAATGGATCGAAATTTAAAT.

Holotype ♀. Guanacaste, Pailas Dos, PL12-6, 10.7637, -85.333, 853 meters, 05–12/vi/2014, Malaise trap PL12-6A. Depository: CNC.

Host data. None.

Holotype voucher codes: BIOUG29436-A09.

Paratypes. All Malaise-trapped. BIOUG29437-F01, BIOUG29584-C07, BIOUG29964-B02, BIOUG29992-B03, BIOUG29999-D12, BIOUG30041-B07, BIOUG30497-D05, BIOUG30507-F05. Depository: CNC.



Figure 190. *Phanerotoma davesmithi*, holotype.

Etymology. *Phanerotoma davesmithi* is named to honor Dr. Dave Smith of the Smithsonian Institution for his enthusiastic taxonomic treatments of ACG sawflies.

***Phanerotoma davidduthiei* Sharkey, sp. nov.**

<http://zoobank.org/75606537-A4EC-467F-9DAE-F5C36EB5A8C7>

Figure 191

Diagnostics. BOLD:ACL9696. Consensus barcode. TATTTTATATTTTATTTTGTG-GTATATATTCAGGTATATTAGGATTATCTTTAAGAATAATAATTCGTT-



Figure 191. *Phanerotoma daidduthiei*, holotype.

TAGAATTAAGAGTTTTAGGATCATTATTAGGTAATGATCAAATT-TATAATATAATAGTTACTAGACATGCTTTTATTATGATTTTTTTTATAGT-TATACCAATTATGATTGGAGTTTTGGAAATTGATTAATTCCTTTAAT-ATTAGGGGGTCCTGATATAAGTTTTCTCTGTATAAATAATATAAGTTTTT-GATTATTAATTCCTTCTTTATTTTTTGTTAGTTTTTATCAAGATATAT-TAATATAGGGGCAGGTACAGGTTGAACTGTTTATCCTCCATTATCTT-TAATAATAGGTCATGGAGGTATTTCACTGTTGATTTAGTAATTTTTTCTT-TACATTTAGCTGGAGTTTCTTCAATTTTAGGAGCTATTAATTTTATTA-CAACAGTTTTAAATATGTGATTTAATATTAATAATAGATAAGTTAAGTT-TATTTATTTGGTCTGTATTAATTACTGCATTATTATATTATTATCTTTAC-CTGTATTAGCAGGGCAATTACAATATTATTAATAGATCGTAATTTAAAT-ACAAGATTTTTTGATCCTAGAGGAGGTGGGGATCCTGTATTATAT-CAACATTTATTT.

Holotype ♀. Guanacaste, Sector Santa Rosa, Bosque San Emilio, 10.8438, -85.6138, 300 meters, 11–18/ii/2013, Malaise trap. Depository: CNC.

Host data. None.

Holotype voucher code. BIOUG10247-H11.

Paratypes. None.

Etymology. *Phanerotoma daidduthiei* is named to honor Dr. David Duthie, retired from the CBD in Montreal, for his enthusiastic support for the action and philosophy of ACG from its very beginning in 1985 through to the present day.

***Phanerotoma dirksteinkei* Sharkey, sp. nov.**

<http://zoobank.org/9658754F-D3AD-4858-85DD-059237800CC8>

Figure 192

Diagnostics. BOLD:ACA7259. Consensus barcode. GAATTTTTRTATTTTTT-GTTTGGTATATATTCAGGAATTTTAGGTTTATCTTTAA-GRATAATAATTCGTTTAGAATTGAGGGTTTTRGGTTCAATATT-AGGTAATGATCAGATTTATAATATGATAGTGACTAGGCATGCATT-TATTATAATTTTTTTTATAGTTATACCTATTATAAATTGGTGGATTTG-GTAATTGGTTGGTTCCTTTAATATTGGGGGGTCCTGATATAAGAT-TYCCTCGAATAATAATAAGATTTTGATTATTAATTCCATCTT-TATTTTTATTAATTTTGTCTAGRTTTATTAATATAGGGGCAGGTA CTG-GTTGAACTRTTATCCTCCATTATCTTTGATAATGGGTCATGGAG-



Figure 192. *Phanerotoma dirksteinkei*, holotype.

GAATTTTCAGTTGATTTAGTAATTTTTTCTTTACATTTAGCTGG-TATTTTCATCTATTTTAGGAGCTATTAATTTTATTAGTACAGTTTTAAATA-TATGATTTAGAGTTAAAATATTGGATAAAATAAGTTTATTTATTTG-GTCAGTGGTTATTACTGCTTTATTATTATTATTGTCATTACCTGTTTTG-GCAGGGGCTATTACAATATTATTAATAGATCGAAATTTAAATACTA-GATTTTTTGATCCTAGTGGTGGGGGAGATCCTGTTTTATATCAACATT-TATTT.

Holotype ♂. Guanacaste, Sector Santa Rosa, Bosque San Emilio, 10.8438 -85.6138, 300 meters, 11–18/iii/2013, Malaise trap. Depository: CNC.

Host data. None.

Holotype voucher codes: BIOUG18661-F05.

Paratypes. All Malaise-trapped. BIOUG09442-B05, BIOUG09738-H03, BIOUG09740-A03, BIOUG09740-D01, BIOUG09826-A02, BIOUG09826-A08, BIOUG09827-A01, BIOUG09827-B03, BIOUG10017-A10, BIOUG13945-A09, BIOUG13945-B10, BIOUG13945-D01, BIOUG17520-A12, BIOUG17550-F01, BIOUG17566-G05, BIOUG17607-G02, BIOUG17608-B03, BIOUG17967-C02, BIOUG18290-D05, BIOUG18290-H03, BIOUG18330-D05, BIOUG18499-E11, BIOUG18660-H05, BIOUG18661-A05, BIOUG18661-B01, BIOUG18661-E02, BIOUG18661-F04, BIOUG18664-C06, BIOUG18664-H09, BIOUG18665-C07, BIOUG18665-F09, BIOUG18665-G01, BIOUG18748-E11, BIOUG19974-F05, BIOUG29209-A05, BIOUG29212-G12, BIOUG29320-A11, BIOUG29320-B09, BIOUG29322-E03, BIOUG29322-E04, BIOUG29322-F05, BIOUG29327-C06, BIOUG29327-C10, BIOUG29401-C04, BIOUG29401-C07, BIOUG29403-F09, BIOUG29403-F10, BIOUG29403-F12, BIOUG29490-E11, BIOUG29831-C08, BIOUG30887-G08, BIOUG02644-C08. Depository: CNC.

Other material. Two specimens, one from Munroe County in southern Florida and one from Honduras (BIOUG02644-C08 and BIOUG19974-F05), are in the same BIN in BOLD. They are morphologically similar to Costa Rican specimens and are included as paratypes.

Etymology. *Phanerotoma dirksteinkei* is named to honor Dr. Dirk Steinke for his outstanding performance as an educational outreach member of the Centre for Biodiversity Genomics at the University of Guelph.

***Phanerotoma donquickei* Sharkey, sp. nov.**

<http://zoobank.org/CECC5DC9-3F55-43E8-8692-34EFEDB91E13>

Figure 193

Diagnostics. BOLD:ACS0581. Consensus barcode. AATTTTATATTTTT-TATTTGGTATGATTCAGGAGTATTAGGGTTGTCATTAA-GAATAATAATTCGTTTAGAATTGAGGGTTTTAGGATCTATATTGGG-TAATGATCAAATTTATAATATAATGGTTACTAGACATGCTTTTATT-ATAATTTTTTTTATGGTTATACCAATTATAATTGGGGGTTTTGG-



Figure 193. *Phanerotoma donquickei*, holotype.

GAATTGGTTAGTTCCTTTAATATTAGGAGGTCCTGATATAAGTTTTCTC
 CTCGAATAAATAATATAAGTTTTGATTATTAATCCATCATTATTTTT
 ATTAGTTTTATCTAGATATATTAATATAGGAGCAGGAAGTGGTTGAACT
 GTATACCTCCTTTATCTTTAATAATGGGTCATGGTGGAATTCGGTT
 GATTTAGTAATTTTTTTCATTACATTTAGCTGGAATTTCTTCAATTT
 TAGGTGCTATTAATTTTTATTAGAACAGTTTTGAATATATGATTTA
 GAATAAAAATGTTGGATAAATTAAGTTTTATTTATTTGATCTGTAG
 TAATTACTGCTTTATTATTATTATTATCTTTACCTGTATTAGCAGGT
 GCTATTACTATATTATTAATGGATCGAAATTTAAATACTAGATTTTTT
 GA-----.

Holotype ♀. Guanacaste, Sector Santa Rosa, Bosque San Emilio, 10.8438, -85.6138, 300 meters, 18–25/ii/2013, Malaise trap. Depository: CNC.

Host data. None.

Holotype voucher code. BIOUG18510-C09.

Paratypes. None.

Etymology. *Phanerotoma donquickei* is named to honor Dr Don Quicke of Chulalongkorn University, Pathumwan, Thailand, for his intense interest in the taxonomy of global Braconidae wasp biodiversity.

***Phanerotoma duniagarciae* Sharkey, sp. nov.**

<http://zoobank.org/032FDC28-E2C8-456B-8A84-348431130AC7>

Figure 194

Diagnostics. BOLD:ADB2375. Consensus barcode. ATTTTATATTTTTTATTTG-GAATATATTCAGGCATTATAGGTTTATCTTTAAGAATAATAATTCGTTTG-GAATTAAGAGTTTTAGGTTCTATGTTAGGAAATGATCAAATTTATAATA-TATTTGTTACAAGTCATGCTTTTATTATAATTTTTTTTATAGTAATAC-CTATTATAATTGGAGGGTTTGGGAATTGATTAGTTCATTAATATT-AGGTGGGCCTGATATAAGTTTTCTCGAATAAATAATATAAGATTTT-GATTATTAGTTCCTTCTTTATTATTATTAATTTTGTCTAGATATACTAATATAGGAGCAGGGACTGGTTGAACAGTGATCCTCCTTTATCTT-TAATAATGGGTCATGGAGGAATTTCTGTTGATTTAGTAATTTTTTCTT-TACATTTAGCTGGTATTTCTTCTATTATGGGGGCTATTAATTTTATTA-GAACAATTTTAAATATATGATTTGATATTAATAATTAGATAAATTGAGAT-TATTTATTTGATCTGTAATAATTAAGCTTTATTTACTGTTATCATTAC-CTGTATTAGCTGGAGCTATTACAATATTATTAATGGAT-----

Holotype ♀. Guanacaste, Pailas Dos, PL12-3, 10.7631 -85.3344, 820 meters, 19–26/xii/2013, Malaise trap PL12-3A. Depository: CNC.

Host data. None.

Holotype voucher code. BIOUG29456-B07.

Paratypes. None.

Etymology. *Phanerotoma duniagarciae* is named to honor Sra. Dunia Garcia of GD-FCF and ACG for her many years as a dedicated inventory parataxonomist for ACG.



Figure 194. *Phanerotoma duniagarciae*, holotype.

Phanerotoma duvalierbriceni Sharkey, sp. nov.

<http://zoobank.org/CC1C59BE-D90E-4E10-A290-1DB8D4089FED>

Figure 195

Diagnostics. BOLD:ADD5784. Consensus barcode. ATTTTATATTTT-TATTTGGTATATATTCAGGCATTATAGGGTTGTCTTTAAGAATGATAATTCGTTTGGAAATTAAGAGTATTAGGTTCAATATTAGGAAATGATCAAATTTATAATATATTTGTTACAAGACATGCTTTTATTATAATTTT-TATAGTTATACCAATTATAATTGGAGGATTTGGTAATTGGTTAGTACCATTAATATTAGGTGGACCTGATATAAGTTTTCTCGAATAAATAATATAAGATTTTGATTATTAATTCCTTCTTTATTTTTATTAATTTTGTCTAGTTATACAAATATAGGTGCAGGTACTGGTTGAACAGTTTATCCACCTTTATCTTAAATAATAGGTCATGGGGGAATTTCTGTTGATTTAGTAATTTTTCTTACATTTAGCTGGAATTTCTTCTATTATAGGGGCAATTAATTTATTA-GAACTGTTTTAAATATATGATTTAGAATAAAAATGTTAGATAAGTTAA-



Figure 195. *Phanerotoma duvalierbriceni*, holotype.

GTTTATTTATTTGATCAGTTGTTATTACTGCTTTGTTATTGTTAT-
TATCTTTACCTGTATTAGCTGGAGCTATTACAATATTATTA-----
-----.

Holotype ♀. Guanacaste, Pailas Dos, PL12-2, 10.7634, -85.335, 824 meters, 15–22/v/2014, Malaise trap PL12-2A. Depository: CNC.

Host data. None.

Holotype voucher code. BIOUG30941-E12.

Paratypes. None.

Etymology. *Phanerotoma duvalierbricenoi* is named to honor Sr. Duvalier Briceño of GDFCF and ACG for his many years as a dedicated inventory parataxonomist for ACG.

***Phanerotoma eddysanchezi* Sharkey, sp. nov.**

<http://zoobank.org/8934F0A7-9B84-472E-A60D-0903EB832A10>

Figure 196

Diagnostics. BOLD:AAW3563. Consensus barcode. AATTTTATATTTTATTG-
GAATATATTCTGGRGTTATTGGTTTATCATTAAGTATAATAATTCGTT-
TAGAATTAAGAGTATTAGGATCTATATTAGGAAATGATCAAATTTATAATA-
TATTTGTTACTAGACATGCTTTTATTATAATTTTTTTTATGGTTATACCTAT-
TATAATTGGTGGTTTTGGAAATTGATTGGTTCCTTTAATGTTAGGGGGTC-



Figure 196. *Phanerotoma eddysanchezi*, holotype.

CTGATATAAGTTTCCCTCGAATAAATAATATRAGATTTTGRTTATTAGTTC-
 CTTCTTTAATRRTTATTAATTTTGTCTAGTTATACTAATATAGGGGCRG-
 GTECTGGATGAAGTGTTTATCCTCCTTTATCTTTAATAATAGGT-
 CATGGGGGTATTTCTGTTGATTTAGTAATTTTTCTTTACATTTAGCTG-
 GTATTTCTTCAATTATAGGAGCTATTAATTTTATTAGTACAGTTTTAAATA-
 TATGATTTAGAATTAATAATTTAGATAAATTAAGATTATTTATTTGGTCAGTT-
 GTAATTAAGTCTTTATTTATTTATTTATCTTTACCTGTATTAGCTGGGGCT-
 ATTACAATACTATTAATAGATCGAAATTTAAATACTAGGTTTTTTTGATCCAA-
 GAGGTGGGGGTGATCCWG-TTTATATCAGCATTTATTT.

Holotype ♀. Guanacaste, Sector Mundo Nuevo, Estación La Perla, 10.76737, -85.43313, 325 meters, caterpillar collection date: 09/i/2011, wasp eclosion date: 23/ii/2011. Depository: CNC.

Host data. Gregarious parasitoid on *Oryctometopia fossulatella* (Pyralidae) feeding on *Semialarium mexicanum* (Celastraceae).

Caterpillar and holotype voucher codes. 11-SRNP-55189, DHJPAR0045461, two parasitoids, both with this voucher code, emerged from the host caterpillar.

Paratypes. Host = *Oryctometopia fossulatella*: BIOUG18005-A02, DHJPAR0034287. Depository: CNC.

Etymology. *Phanerotoma eddysanchezi* is named to honor Sr. Eddy Sanchez for his generous and supportive understanding of the integration of ACG conservation goals with the ICE goals of constructing a geothermal development site on the margin of ACG as a Natural World Heritage Site.

***Phanerotoma eldarayae* Sharkey, sp. nov.**

<http://zoobank.org/94F7A958-A610-44ED-BE85-294BE0E008B3>

Figure 197

Diagnosics. BOLD:ACJ4087. Consensusbarcode. TGTTTTATATTTTTTGTTTG-
 GAATATATCTGGAATTTTAGGTTTATCTTTAAGTATAATAATTCGTT-
 TAGAATTA---AGAGTTTTAGGATCAATATTAGGTAATGATCAAATT-
 TATAATATAATAGTTACTAGACATGCTTTTATTATAATTTTTTTTATAGT-
 TATAACCTATTATAATTGGAGGATTTGGGAATTGGTTAGTTCCTT-
 TAATATTAGGTGGACCTGATATAAGATTTCCCTCGAATAAATAATATAA-
 GATTTTGTTATTAGTTCCTTCTTTATTTTTATTAATTATATCTAGATAT-
 ATTAATATAGGTGTAGGAACAGGATGAAGTGTATCCTCCATTTATCTT-
 TAATAATAGGTCATGGTGAATTTTCAGTAGATTTAGTTATTTTTTTCTT-
 TACATTTAGCTGGAATTTCTTCAATTTTAGGTGCAATTAATTTTATTA-
 GAACAGTAATAAATATATGATTTAGAATAAAAATATTAGATAAATTAAGAT-
 TATTTATTTGATCTGTAGTTATTACTGCTTTATTGTTATTATTATCTT-
 TACCTGTTTTAGCAGGTGCTATTACTATATTTAATAAGATCGAAATTT-
 TAAATACAAGATTTTTTTGATCCAAGAGGAGGTGGAGATCCTGTATTG-
 TATCAACATTTATTT.



Figure 197. *Phanerotoma eldarayae*, holotype.

Holotype ♀. Guanacaste, Sector Santa Rosa, Bosque San Emilio, 10.8438, -85.6138, 300 meters, 07/v/2012, Malaise trap. Depository: CNC.

Host data. None.

Holotype voucher code. BIOUG07919-D03.

Paratypes. None.

Etymology. *Phanerotoma eldarayae* is named to honor Sra. Elda Araya of GD-FCF and ACG for her many years as a dedicated inventory parataxonomist for ACG.

***Phanerotoma eliethcantillanoae* Sharkey, sp. nov.**

<http://zoobank.org/2026BB1D-CAE5-413F-A00D-691252954ACB>

Figure 198

Diagnostics. BOLD:ADE1674. Consensus barcode.

-----TTCTGGAGTTTTAGGTTTGTCATTAA-
 GAATAATAATTCGTTTAGAATTAAGTGTTTTAGGATCAATATTAGG-
 TAATGATCAAATTTATAATATAATAGTTACTAGACATGCTTTTGTAAT-
 GATTTTTTTTATAGTAATACCTATTATAATTGGAGTTTTGGGAATTG-
 GTTGGTTCCTTTAATATTAGGTGGACCTGATATAAGATTTCCCTCG-
 GATAAATAATATAAGATTTTGATTATTGATTCCTTCTTTATTTTTAT-



Figure 198. *Phanerotoma eliethcantillanoae*, holotype.

TAATTTTGTCTAGTTATATTAATATAGGGGCAGGTACAGGATGGACT-
GTTTATCCTCCATTATCTTTAATAATAGGTCATGGTGGAAATTTCT-
GTAGATTTAGTTATTTTTTCTTTACATTTAGCTGGAATTTCTTC-
TATTTTAGGTGCTATTAATTTTATTAGAACAGTTTTTAATATATGATT-
TAGAATAAAAATATTAGATAAATTAAGATTGTTTATTTGATCTGTAGTAAT-
TACTGCTTTATTATTATTATTATCTTTACCTGTTTTGGCTGGTGCAAT-
TACTATATTATTAATAGATCGAAATTTAAATACAAGGTTTTTTGATCCAA-
GAGGGGGGGGGGATCCTGTATTATATCAACATTTATTT.

Holotype ♀. Guanacaste, Sector Rincon Rain Forest, Camino Rio Francia, 10.90425, -85.28651, 410 meters, caterpillar collection date: 05/iv/2016, wasp eclosion date: 02/v/2016. Depository: CNC.

Host data. phyBioLep01 BioLep17 (Pyrilidae) feeding on *Stryphnodendron microstachyum* (Fabaceae).

Caterpillar and holotype voucher codes. 16-SRNP-40256, DHJPAR0059458.

Paratypes. None.

Etymology. *Phanerotoma eliethcantillanoae* is named to honor Sra. Elieth Cantillano of GDFCF and ACG for her many years as a dedicated inventory parataxonomist for ACG.



Figure 199. *Phanerotoma jenopappi*, holotype.

***Phanerotoma jenopappi* Sharkey, sp. nov.**

<http://zoobank.org/6C9C9B21-0B9A-45B5-9921-5D2D3A8E54D7>

Figure 199

Diagnostics. BOLD:ADY2296. Consensus barcode. TTTATATTTTATATTTG-GTTTATATTCTGGATTTT TAGGATTATCTTTAAGTTTAATAATTCGTTTGAATTAAGAGTTT TAGGAGTTATATTAGGTAATGATCAAATTTA-TAATATAATAGTTACAGTTCATGCATTTATTATAATTTTTTTTATAG-TAATACCAATTATAATTGGAGGATTTGGAAATGATTAATTCATTAATGT-TAGGAGGTCCCTGATATAAGATTTCCCTCGAATAAATAATAAGATTTTGAT-TATTAATTCCTTCTTTAATTTTAATAATTAATTTCAAGATTTATTAATATAG-GAGCAGGAACAGGTTGAACAGTTTATCCTCCATTATCGTTAATAATGGGA-CATGGTGAATTTCTGTGGATTTAGTAATTTTTCTTTACATTTGGCAG-GAATTTCATCTATTTAGGGGCAATTAATTTATTAGTACTGTTATAAATA-TATGGTTTATAATAAAATATTAGAAAAATATCTTTATTTATTTGGTCTG-TATTAATTA CTGCTTTATTTATTTATTTATCTTTACCAGTTT TAGCTGGT-GCTATTACAATATTATTAATAGATCGTAATTTAAATACTAGTTTTTTTGATC-CTAGTGGAGGTGGGGATCCAATTTTATATCAACATTTATT.

Holotype ♂. Guanacaste, Sector Pailas Dos, PL12-3, 10.7637, -85.3331, 853 meters, Malaise trap, 19/iii/2015. Depository: CNC.

Host data. None.

Holotype voucher code. BIOUG46564-D07.

Paratypes. None.

Etymology. *Phanerotoma jenopappi* is named to honor Dr. Jenő Papp (RIP) of Hungary for his significant contributions in understanding the Braconidae of the world, and especially Palearctic Microgastrinae.

Pseudophanerotoma Zettel, 1990

The genus is restricted to the New World and contains 14 described species. Eight species are recorded from the Neotropical region (Kittel 2018) but none from Costa Rica. Two species are recorded from Panama, and it is possible these may be conspecific with one or two of those described below but, judging by the similarly sized revision of *Leptodrepana* by Dadelahi et al. (2018), in which no synonyms were found, synonyms are unlikely.

Pseudophanerotoma alanflemingi Sharkey, sp. nov.

<http://zoobank.org/6379A89C-BF25-42B0-ABD9-E3CBD426AA69>

Figure 200

Diagnostics. BOLD:ACL3198. Consensus barcode. TATTTTATATTTTATATTTTGGTATATATCTGGTGTGTTAGGTTTGTCTTTAAGTTTATTAATTCGAATAGAATTAAGATGTTTAGGTTAGATTATTAGGTAATGATCAAATTTATAATATAGTAGTAACAATTCATGCTTTTATTATAATTTTTTTTATAGTTTATACCAGTTATAATTGGTGGATTGGTAATTGATTAATTCCTTTAATAATTGGTGGGCCTGATATATCTTTTCCTCGTATAAATAATATAAGATTTTGATTATTAATTCCTTCATTATTTTTATTACTTATATCAAGTTTTGTAATATAGGAGTAGGAAGTGGTTGAACAGTTTATCCTCCTTTATCTTTAATGATAGGTCATGGTGGTATATCWGTAGATTAGCTATTTATTCATTACATTTAGCTGGAATTTTCATCAATTATAGGAGCAGTAAATTTATTAACAATTTTAAATATATGAAATTTAAATTTTATAGATAAATTATCTTTATTAGTTGATCTGTTATTATTACAGCTTTATTATTATTATTATCATTACCTGTATTAGCAGGTGCTATTACTATATTATTAAGAGATCGTAATTTAAATACTAGATTTTTTGATCCAAGTGGAGGGGGGATCCTGTTTATATCAACATTATTT.

Holotype ♀. Guanacaste, Pailas Dos, PL12-9, 10.76, -85.3341, 809 meters, 16-23/i/2014, Malaise trap PL12-9A. Depository: CNC.

Host data. None.

Holotype voucher code. BIOUG28722-F02.



Figure 200. *Pseudophanerotoma alanflemingi*, holotype.

Paratype. Malaise-trapped. BIOUG09826-G03. Depository: CNC.

Etymology. *Pseudophanerotoma alanflemingi* is named to honor Mr. Alan Fleming of the Canadian National Collection and GDFCF for his extreme devotion and production with the taxonomy of ACG Tachinidae flies.

***Pseudophanerotoma albanjimenezi* Sharkey, sp. nov.**

<http://zoobank.org/F359A3A2-1703-4F6B-B06E-9B01BA206D7D>

Figure 201

Diagnostics. BOLD:AAV8843. Consensus barcode. AGTTTTATATTTTATATTTGGTATATATTCAGGTTTATTGGTTTATCATTAAGATTGTTAATTTCGGATAGAATTAAGATGTTTAGGGGGATTAATAGGTAATGATCAAATTTATAATATAATTGTAACAATTCATGCTTTTGTAAATAATTTTTTTTATAGTTATACCAATTATAATTGGAGGATTTGGAAATTGATTAGTTCCATTAATAATTGGTGGACCTGATATATCTTTCCCACGAATAAATAATATAAGATTTTGATTATTAGTTCCTTCCTTATTTTTATTAATATTTTCAAGTTTTGTTAATATAGGGGTTGGGACAGGTTGAACAGTTTAYCCTCCATTATCATCAATTACTGGACATAGGGGTATATCTGTAGATATAGCTATTTATTCTT-



Figure 201. *Pseudophanerotoma albanjimenezi*, holotype.

TACATTTAGCTGGTGCGTCTTCAATTATAGGGGCAGTAAATTTTAT-
TACAACATATTTAAATATATGAAATTTTAAATTATTAGATAAAATAYCAT-
TATTTGTATGATCAGTTTTTATTACAGCTTTATTATTATTATTATCTT-
TACCTGTCTTAGCTGGTGCAATTACAATGTTATTAAGAGATCGAAATTTG-
AATACAAGATTTTTTGGATCCAAGAGGTGGAGGTGACCCTATTTTATAT-
CAACATTTATTT.

Holotype ♂. Alajuela, Sector San Cristobal, Tajo Angeles, 10.86472, -85.41531, 540 meters, caterpillar collection date: 22/viii/2011, wasp eclosion date: 09/ix/2011. Depository: CNC.

Host data. *Episimus ortygia* (Tortricidae) feeding on *Vismia baccifera* (Hypericaceae).

Caterpillar and holotype voucher codes. 11-SRNP-3257, DHJPAR0048279.

Paratypes. Host = *Episimus ortygia*: DHJPAR0040083, DHJPAR0055207. Depository: CNC.

Etymology. *Pseudophanerotoma albanjimenezi* is named to honor Sr. Alban Jimenez for his intense and dedicated efforts in the ACG Programa de Educaci3n Biologica.



Figure 202. *Pseudophanerotoma alejandromarini*, holotype.

Pseudophanerotoma alejandromarini Sharkey, sp. nov.

<http://zoobank.org/92069F69-FE11-4471-A3EC-C0C39CD2B39E>

Figure 202

Diagnostics. BOLD:ACE1984. Consensus barcode. AATTTTATATTTTATATTTTGGAATATATTCTGGWATRTTAGGRTTATCATTAAGTTTATTAATTTCGAATAGAGTTAAGATGTTTAGGAAGATTATTAGGAAATGATCAAATTTATAATATAATTGTAACAATTCATGCTTTTATTATAATTTTTTTTATAGTTATAACCAGTAATAATTGGTGGRTTTGGAAATTGATTAGTACCTTAATAATAGGTGGACCAGATATATCTTTYCCACGAATAAATAATATAAGATTTTGATTATTRATTCCTTCTTTAATATTAATTTTATCAAGTTYGTTAATATAGGAGTTGGGACAGGWTGAACAGTTTAYCCWCCTTATCATTAGTATTAGGRCATGGGGTATATCAGTTGATATAGCAATTATTCATTACATTTAGCTGGAATTCATCAATTATAGGTGCTATTAATTTATTTCTACAATTATYAATATATGAAGTTTAAAATTATTTGATAAAATATCTTATTTAGYTGATCAGTAATTATTACAGCTTTTTTATTATTAATGTCATTACCAGTATTAGCTGGTGCAATTACRATATTATTAAGGGATCGAAATTTAATAACAAGATTTTTTGATCCAAGTGGAGGAGGGGATCCAATTTTATACCAACATTTATTT.

Holotype ♀. Guanacaste, Pailas Dos, PL12-9, 10.76, -85.3341, 809 meters, 05–12/xii/2013, Malaise trap PL12-9A. Depository: CNC.

Host data. None.

Holotype voucher code. BIOUG28669-E05.

Paratypes. All Malaise-trapped. BIOUG04583-E05, BIOUG25658-C12, BIOUG28388-B02, BIOUG29507-E10, BIOUG29577-D11, BIOUG04583-E05, BIOUG25658-C12. Depository: CNC.

Note. Two specimens from Honduras, BIOUG04583-E05 and BIOUG25658-C12, are in the same BIN and are likely conspecific, though they were not examined.

Etymology. *Pseudophanerotoma alejandromarini* is named to honor Dr. Alejandro Marin for his medical attention to ACG GDFCF parataxonomists and administrative support to Sigifredo Marin, the Field Director of GDFCF field projects.

***Pseudophanerotoma alexsmithi* Sharkey, sp. nov.**

<http://zoobank.org/20FA4B08-604D-47F9-BF8F-F1271981C134>

Figure 203

Diagnosics. BOLD:ACB1516. Consensus barcode. TATTTTATATTTTATATTTTGGTATATATCTGGTATATTAGGGTTATCATTAAGTTTATTAATTTCGTATAGAATTAAGGTGTTTAGGTAGGTTATTAGGRAATGATCAAATTTATAATATAATTGTTACAATTCATGCTTTTATTATAATTTTTTTTATAGTTATACCTGTTATAATTGGAGGATTCGGAAATTGATTGGTACCTTAATAATTGGTGGACCAGATATATCTTTTCCTCGAATAAATAATATAAGATTTTGACTATTAYTACCTTCTTTATTTTTATTAATTATATCAAGATTTGTAATATAGGAGTTGGTACAGGATGAACGTGTTATCCTCCATTGTCATTAATAATTGGTCATGGTGGTATATCAGTTGATATAGCTATTTATTTCATACATTTAGCTGGTATTTCTTCTATTATAGGAGCAATTAATTTTATTA



Figure 203. *Pseudophanerotoma alexsmithi*, holotype.

CAACAATTACAAATATATGGAATTTTAAATTGTTTGATAAAATATCYTTGTTTAGATGGTCAGTAATTATTACAGCTTTATTACTTTTATTATCATTACAGTTTTGGCTGGTGCTATTACAATATTATTAAGAGATCGAAATTTAATAACAAGATTTTTTATGATCCAAGGGGTGGTGGGGATCCAATTTTATACCAACATTTGTTT.

Holotype ♀. Alajucla, Sector Rincon Rain Forest, Palomo, 10.96187, -85.28045, 96 meters, caterpillar collection date: 05/iii/2012, wasp eclosion date: 20/iii/2012. Depository: CNC.

Host data. *Cosmorrhyncha albistrigulana* (Tortricidae) feeding on *Dialium guianense* (Fabaceae).

Caterpillar and holotype voucher codes. 12-SRNP-67407, DHJPAR0049445.

Paratypes. Hosts = *Cosmorrhyncha albistrigulana*, *Cosmorrhyncha* brown001. DHJPAR0049430, DHJPAR0049441, DHJPAR0049443, DHJPAR0049444, DHJPAR0049450, DHJPAR0049452, DHJPAR0049453, DHJPAR0049456, DHJPAR0049458, DHJPAR0049459, DHJPAR0049460, DHJPAR0049461, DHJPAR0049462, DHJPAR0049463, DHJPAR0049466, DHJPAR0049473, DHJPAR0055194, DHJPAR0055300. Depository: CNC.

Etymology. *Pseudophanerotoma alexsmithi* is named to honor Dr. Alex Smith of the University of Guelph in recognition of his dedicated logistic, taxonomic, and ecological support for all things ACG, with special emphasis on the biology of the volcano elevational gradients in biodiversity.

***Pseudophanerotoma allisonbrownae* Sharkey, sp. nov.**

<http://zoobank.org/5F165CD0-94C8-46C8-BD94-195675B52147>

Figure 204

Diagnostics. BOLD:ACJ2201. Consensus barcode. AGTATTATATTTTATTTTTGGTATTTATGCAGGAGTAGTAGGTTTGTCAATAAGAATAATAATTCGATTAGAATTAAGAGTTTTAGGATCATTAATAGGAAATGATCAAATTTATAATGTATTAGTGACAAGACATGCTTTTTGTAATAATTTTTTTTATAGTTATAACCAATATAAATTGGAGGATTTGGAAATTGATTAATTCCTTTAATATTAGGAGCTCCTGATATAAGTTTTCTCGAATAAATAATATAAGATTTTGATTATTGGTACCTTCATTTATTTTTTAATAATATCAATATTTATTAATATAGGAGCAGGAAGTGGATGAACAGTATATCCTCCTTTGTCAATAACTATAAGGCATAGAGGGGTTTTGTGTAGATTTAGTAATTTTTTCTTTACATTTAGCTGGGATTTTCATCAATTTTAGGTTCAATTAATTTTATTAGAACTATTTTTAATAATATGAATTTGATTATAAATTAATAGATAAATTTGAGTTTATTTATTATTTTCAGTATTAGTAACTGCTTTTTTATTTGTTATTGTCTTTACCAGTATTAGCAGGTGCAATTACAATATTATTAAGAGATCGAAATTTGAATACAAGATTTTTTATGATCCTAGAGGAGGTGGTGATCCTGTTTTATATCAACATTTATTT.

Holotype ♂. Guanacaste, Sector Santa Rosa, Bosque San Emilio, 10.8438, -85.6138, 300 meters, 16–23/iv/2012, Malaise Trap, DH Janzen and W Hallwachs. Depository: CNC.



Figure 204. *Pseudophanerotoma allisonbrownae*, holotype.

Host data. None.

Holotype voucher code. BIOUG07616-H01.

Paratype. BIOUG07918-H11.

Etymology. *Pseudophanerotoma allisonbrownae* is named in honor of Allison Brown, formerly of the Centre for Biodiversity Genomics, for her intensely accurate specimen processing of ACG insects for international taxonomists and for her tolerance of their quirks.

Pseudophanerotoma bobrobbinsi Sharkey, *sp. nov.*

<http://zoobank.org/900E1AC2-D1AA-4EE7-A6CC-4DE1A3F0F90E>

Figure 205

Diagnosics. BOLD:ADB6487. Consensus barcode. TTTTTTTTTGGTATTATTGTGGAATAATAGGTTTATCATTAAAGAATATTAATTCGATTAGAATTAA-GAGTTTTAGGGTCTTTATTAGGAAATGATCAAATTTATAATGTAATAGT-TACTAGTCATGCATTTATTATAATTTTTTTTATGGTTATACCCATTAT-GATTGGTGGGTTTGGTAATTGATTAGTACCATTAATATTGGGTGGYC-




Figure 205. *Pseudophanerotoma bobrobbinsi*, holotype.

CAGATATAAGATTTTCCTCGAATAAATAATATAAGATTTTGATTATTAATTC-
CTTCATTAATATTATTAATTATATCAAGGTTTGTTAATATAGGTGCAG-
GAACTGGTTGAACTGTTTATCCACCATTATCATTAATAGTTGGACATA-
GAGGAATTTCTGTTGATTTAGTAATTTTCTTTACATTTAGCTG-

GTATATCTTCTATTTTAGGGGCTATTAATTTTATTAGGACAGTTT-TAAATATATGAATTAGTATAAAAATATTGGATAAATTATCTTTATTTATTT-GATCAGTTATAATTACTGCTTTATTATTATTATTATCTTTACCAGTTT-TAGCAGGTGCTATTACTATATTTATTAAGAGATCGAAATTTAAATACA.

Holotype ♀. Guanacaste, Pailas Dos, PL12-3, 10.7631, -85.3344, 820 meters, 13–20/ii/2014, Malaise trap PL12-3A. Depository: CNC.

Host data. none.

Holotype voucher code. BIOUG29681-H06.

Paratypes. BIOUG33275-D10, BIOUG33411-D01. Depository: CNC.

Etymology. *Pseudophanerotoma bobrobbinsi* is named in honor of Bob Robbins of the Smithsonian Institution for his decades of taxonomic support for ACG Lycaenidae and the inclusion of ACG voucher specimens in the National Museum of Natural History in Washington, D.C.

Chapter 5: Homolobinae

Homolobinae is a small subfamily containing three genera, two of which occur in the New World. The subfamily is cosmopolitan with several widespread species. The world fauna was revised by van Achterberg (1979). Homolobines are koinobiont endoparasitoids of Lepidoptera, and the rearing records have been reviewed by van Achterberg (1979). To date, all records are of solitary parasitoids, but we report herein the first gregarious species. Ovipositors are short and notched in New World genera and are thought to be used against exposed, nocturnal-feeding hosts. The two New World genera can be distinguished using the key that follows.

Key to the New World genera of Homolobinae

- 1 A. Forewing (RS+M)a curved. AA. Inner side of hind basitarsus with apical comb. *Exasticolus*
 – B. Forewing vein (RS+M)a straight or weakly sinuate. BB. Inner side of hind tibia without a well-developed apical comb. *Homolobus*



Exasticolus van Achterberg, 1979

Exasticolus is restricted to the New World, and the most recent key to species is found in López-Martínez et al. (2011). The five new species described here increase the total number of recognized species to eleven. Two previously described species have known hosts, i.e., *E. nigriceps* Enderlein was reared from a larva of *Gloveria ballovi* (Lasiocampidae)

(van Achterberg, 1979), and *E. fuscicornis* (Cameron) has been reported as a parasitoid of *Spodoptera frugiperda* (Noctuidae) and *Leuciris* sp. (Geometridae) (Penteado-Dias et al. 2006). To date, all records have been of solitary parasitoids, and we report here the first gregarious species. For the Homolobinae NJ tree, see Suppl. material 4.

***Exasticolus jennyphillipsae* Sharkey, sp. nov.**

<http://zoobank.org/CA8EF190-AA53-4B9C-A233-071F1818517E>

Figures 206, 207

Diagnostics. BOLD:AAW1602. Consensus barcode. GTTTTATATTTTTTATTGG-GAATTTGATCAGGAATTTTAGGTATATCAATAAGATTTTAAATTC-GAATAGAATTAATAATACCAGGTAGATTTTAAAGAAATGATCAAAT-TATAATAGTATCGTTACTAGACATGCTTTTATTATAATTTTTTTTT-TAGTTATACCAATAATAATTGGAGGATTTGGAAATTGATTAATTCCTT-TAATATTAGGATGTCCTGATATGGCTTTCCTCGAATAAATAATATAA-GATTTTGATTATTAATTCCTTCATTAATTTTATTATTATTAAGAAGTATG-



Figure 206. *Exasticolus jennyphillipsae*, holotype.



Figure 207. *Exasticolus jennyphillipsae*, cocoon. A snow-white cocoon of *Exasticolus jennyphillipsae* was discovered in the silk and leaf pupal chamber of 08-SRNP-35960, a medium large Notodontidae caterpillar. However, without an associated adult moth, the identity of the host is unknown at present. As the cocoon ages, it turns golden brown in color, but long after the wasp has emerged through the circular hole cut by the wasp in the end of the cocoon.

GTAATTTAGGAGTAGGTACTGGTTGAACAGTTTATCCTCCTTTGTCAT-
TAAATTTAAGTCATAGGGGTATATCTGTAGATATGGCTATTTTTTCTT-
TACATTTAGCTGGAATTTCTTCTATATAGGAGCAATTAATTTTATTA-
CAACAATTTTAAATATACGTTCTAATATAGTTTTTATGGATAAAATTCCTT-
TATTTGTTTGATCAGTATTTATTACTGTAATTTTACTATTATTGTCTT-
TACCTGTTTTAGCAGGAGCTATTACTATGTTATTGACTGATCGAAATT-
TAAATACATCTTTTTTTGATCCTTGTGGTGGAGGGG-----.

Similar to *E. xmatkuilensis* López-Martínez, Delfin-González and van Achterberg 2011 but differing in the ratio of forewing veins $r/3RSa$, which is 0.9–1.1 in *E. xmatkuilensis* and 1.3 in this species.

Holotype ♀. Guanacaste, Sector Cacao, Sendero Cima, 10.93328, -85.45729, 1460 meters, collection date: 30/vi/2008, wasp eclosion date: 29/vii/2008. Depository: CNC.

Host data. noto 08-SRNP-35960 (Notodontidae) feeding on *Vaccinium poasanum* (Ericaceae).

Caterpillar and holotype voucher codes. 08-SRNP-35960, DHJPAR0028118.

Paratypes. None.

Etymology. *Exasticolus jennyphillipsae* is named in honor of Jenny (Eugenie) Phillips of San José, Costa Rica in recognition of her extreme patience in dealing with the foundational bureaucracy of the startup of the BioAlfa process to facilitate bioliteracy in Costa Rica.

***Exasticolus randallgarciai* Sharkey, sp. nov.**

<http://zoobank.org/BC655BD2-2348-4CF0-B58E-B666FFA8C839>

Figure 208

Diagnostics. BOLD:ACM4427. Consensus barcode. TATTTTATATTTT-TATTAGGTATTTGAGCAGGGATTTTAGGAATATCTATGAGAATTT-TAATTCGTATAGAATTAATGATACCTGGGAGATTTTAAAGTAATGATCAGATTATAATAGGATAGTAACTAGACATGCTTTTATTATAATTTTTTTTT-TAGTTATACCAATAATAATTGGGGGATTTGGAAATTGATTAATTCCTT-TAATGTTAGGATGTCCAGATATAGCTTCCCTCGTATAAATAATATAA-GATTTTGATTATTAATTCCTTCTTTAATTTTATTAATATTAAGAAATATAG-TAAATTTAGGAGTAGGTACTGGTTGAACTGTATACCCTCCTTTATCTT-TAAATTTAAGTCATAGGGGGATATCTGTAGATATGGCTATTTTTTCTT-TACATTTAGCAGGTATTTCTTCAATTATAGGAGCTATTAATTTTATTA-CAACAATTTTAAATATACGATCAGAAGGAATTTTATAGATAAAATTCCTT-TATTTGTTTGATCTGTTTTTATTACAGTAATTTTATTATTATTATCTTTAC-CTGTTTTAGCTGGGGCCATTACTATATATTATTGACTGATCGAAATTTAAAT-ACATCATTTTTTGATCCTTGTGGTGGGGGAGATCCAATTTTATAT-CAACATTTATTT. Similar to *E. xmatkuilensis* López-Martínez, Delfin-González & van Achterberg, 2011 but differing in the degree of sculpture on the frons, which is relatively smooth in *E. xmatkuilensis* and with more carinae in this species. The ocelli are much smaller in *E. xmatkuilensis*, and the black color restricted to the stemmaticum in *E. xmatkuilensis* is more extensive in *E. randallgarciai*.

Holotype ♀. Guanacaste, Sector Pitilla, Sendero Nacho, 10.98445, -85.42481, 710 meters, caterpillar collection date: 11/xi/2013, wasp eclosion date: 15/i/2014. Depository: CNC.

Host data. *Leptostales* angulataDHJ01 (Geometridae) feeding on *Sabicea panamensis* (Rubiaceae).



Figure 208. *Exasticolus randallgarciai*, holotype.

Caterpillar and holotype voucher codes. 13-SRNP-31747, DHJPAR0054461.

Paratypes. None.

Etymology. *Exasticolus randallgarciai* is named in honor of Randall Garcia of former INBio, San José, Costa Rica, in recognition of his decades of facilitating ACG germination and growth from its beginning in 1986 to the present day.

***Exasticolus robertofernandezi* Sharkey, sp. nov.**

<http://zoobank.org/FCA0D6FA-E9DA-4511-B2AE-CA87CA7B2E0C>

Figures 209, 210

Diagnostics. BOLD:AAA5869. Consensus barcode. AATTTTATATTT-TATTTTGGGTATTTGATCAGGTATTTTAGGTATATCAATAAGATTATTAG-TACGAATRGARTTGATAGTTCCTGGAAAATTTTAGGTAAYGATCAAATT-TATAATAGAATTGTTACTGGCATGCATTTTATAATTTTTTTTTTTAGT-TATACCAATAATAATTGGTGGATTGGAAATTGATTAATTCCTTTAATATT-AGGATGTCCAGATATAGCTTTTCCTCGTATAAATAATATAAGGTTTGG-GTTATTAATTCCTTCTTTATTATTATTAATTATTAGAAAGATTAATAAAT-GTTGGGTTGGAAGCTGGGTGAACAGTTTATCCTCCGTTATCTT-



Figure 209. *Exasticolus robertofernandezi*, holotype.

TAAATATAAGTCATAGAGGAATATCTGTAGATATAGCAATTTTTTTCATTACATTTGGCAGGAATTTCTTCTATTATAGGAGCAATTAATTTTATTACAAC-TATTTTAAATATACGTTCAAGTTTAATTTATATAGATAAAAATTTCTTTTAT-TAACTTGATCAGTATTTATTACAGTRATTTTATTATTATTATCTTTAC-CAATTTTAGCAGGAGCTATTACTATATTTAACTGATCGTAATTTAATAACTTCTTTTTTTTGATCCGTGKGGAGGTGGAGATCCAATTTTATAT-CAACATTTATTT. Close to *Exasticolus nigriceps* (Enderlein, 1920) but differing in the much larger ocelli of *Exasticolus robertofernandezi*.

Holotype ♀. Guanacaste, Sector Horizontes, Vado Esteron, 10.763, -85.56, 95 meters, caterpillar collection date 20/vii/1999, wasp eclosion 21/viii/1999. Depository: CNC.

Host data. Gregarious parasitoid of *Ormetica sicilia* (Erebidae, Arctiinae) feeding on leaves of *Inga vera* (Fabaceae); 6 wasps eclosed 21/viii/1999 and 4 eclosed 23/viii/1999 from 10 beige wasp cocoons spun next to the cadaver inside the moth cocoon.

Caterpillar and holotype voucher codes. 03-SRNP-9821, DHJPAR0029331.

Paratypes. As recorded for each of the vouchers below, all are hairy, medium-sized Arctiinae (Erebidae) caterpillars. All 15 caterpillar cocoons have gregarious



Figure 210. White cocoons of *Exasticolus robertofernandezi* spun inside of the erebid arctiine moth cocoon (*Lophocampa modesta*), after exiting from the prepupal cadaver (08-SRNP-20003-DHJ462244.jpg).

parasitoids that spin their white cocoons inside the caterpillar cocoon after emerging from the prepupal caterpillar. Hosts = *Lophocampa modesta* DHJ01, *Lophocampa maroniensis*, *Ormetica ataenia*, *Ormetica sicilia*, *Viviennea tegyra*. DHJPAR0021125, DHJPAR0022194, DHJPAR0029333, DHJPAR0029334, DHJPAR0029335, DHJPAR0021107, DHJPAR0021108, DHJPAR0021124, DHJPAR0021126, DHJPAR0021127, DHJPAR0021128, DHJPAR0021133, DHJPAR0016437, DHJPAR0016438, DHJPAR0016440, DHJPAR0016441, DHJPAR0022099, DHJPAR0022100, DHJPAR0022101, DHJPAR0022102, DHJPAR0022103, DHJPAR0022104, DHJPAR0022105, DHJPAR0022107, DHJPAR0022108, DHJPAR0022109, DHJPAR0022114, DHJPAR0023536, DHJPAR0023537, DHJPAR0016439, DHJPAR0023538, DHJPAR0023539, DHJPAR0023540, DHJPAR0023541, DHJPAR0023542, DHJPAR0023543, DHJPAR0023544, DHJPAR0023545, DHJPAR0023546, DHJPAR0029394, DHJPAR0029395, DHJPAR0029396, DHJPAR0029397, DHJPAR0029399, DHJPAR0037963, DHJPAR0023343, DHJPAR0023344, DHJPAR0023345, DHJPAR0023346, DHJPAR0023347, DHJPAR0023348, DHJPAR0023349, DHJPAR0023350, DHJPAR0036312, DHJPAR0036313, DHJPAR0036314, DHJPAR0036315, DHJPAR0036316, DHJPAR0029330, DHJPAR0029331, DHJPAR0029401, DHJPAR0029402, DHJPAR0055433, DHJPAR0029185, DHJPAR0029327, DHJPAR0029328, DHJPAR0029329. DHJPAR0029400. Depository: CNC.

Etymology. *Exasticolus robertofernandezi* is named in honor of Roberto Fernandez Ugalde of Cartago, Costa Rica, in recognition of his persistent efforts to plan minimal environmental impacts for geothermal and hydroelectric projects by Costa Rica's National Electric Company (ICE).

***Exasticolus sigifredomarini* Sharkey, sp. nov.**

<http://zoobank.org/4F3B93FB-F303-4534-BEFC-8D8FD9E1BD01>

Figure 211

Diagnostics. BOLD:ACM4428. Consensus barcode. AATTTTATATTTT-TATTGGGAATTTGATCAGGAATTTTAGGTATGTCTATAAGAGTTT-TAATTCGTATAGAATTAATAATACCAGGTAGATTTTAAAGTAAT-GATCAAATTTATAATAGTATTGTTACTAGACATGCTTTTATT-ATAATTTTTTTTTTAGTTATACCAATAATAATTGGAGGATTTG-GAAATTGATTAATTCCTTTAATATTAGGATGTCCTGATATAGCTTTTC-CTCGAATAAATAATATAAGATTTTGATTATTAATTCCTTCAT-TAATTTTATTATTATTAAGAAGTATAGTAAATTTGGGTGTAGGGA-CAGGTTGAACAGTTTAYCCTCCTTTGTCATTAAATTTAAGTCATA-GAGGAATATCTGTGGATATAGCTATTTTTTCTTTACATTTGGCTG-GAATTTTCATCTATTATAGGAGCAATTAATTTTATTACAACAATTT-TAAATATACGTTCTAATATAATTTTTATAGATAAAATTCCTTTATTT-



Figure 211. *Exasticolus sigifredomarini*, holotype.

GTTTGATCAGTATTTATTACTGTAATTTTATTGTTATTATCTTTACCTGTTT TAGCAGGGGCTATTACTATATTATTGACTGATCGAAATTTAAATACATCTTTTTTTGATCCTTGTGGTGGGGGGGACCCAATTTTGATCAACATTTATTT. Similar to *E. fuscicornis* (Cameron, 1887) but differing in the ratio of forewing veins $r/3RSa$, which is 1.4–1.5 in *E. fuscicornis* and 1.1 in *Exasticolus sigifredomarini*.

Holotype ♀. Alajuela, Sector Rincon Rain Forest, Sendero Aura, 10.96536, -85.32386, 432 meters, caterpillar collection date: 02/vi/2017, wasp eclosion date: 29/vi/2017. Depository: CNC.

Host data. *Malocampa matralis* (Notodontidae) feeding on *Pseudolmedia mollis* (Moraceae).

Caterpillar and holotype voucher codes. 17-SRNP-26903 DHJPAR0061471.

Paratypes. Hosts = *Malocampa matralis* and *Sericochroa felderi* (Notodontidae). DHJPAR0029336, DHJPAR0054460. Depository: CNC.

Etymology. *Exasticolus sigifredomarini* is named to honor Sigifredo Marin of Liberia, Costa Rica, in emphatic recognition of his decades of effort to support the germination and growth of Area de Conservación Guanacaste and the projects of the Guanacaste Dry Forest Conservation Fund.

***Exasticolus tomlewinsoni* Sharkey, sp. nov.**

<http://zoobank.org/71C8EE67-464C-4A33-A0E7-5EA6C7C3FBE1>

Figure 212

Diagnostics. BOLD:ADB0948. Consensus barcode. ATTTTGTATTTTATTAGGAATTTGATCAGGAATTTAGGAATATCTATAAGAATTTAATTCGAATAGAGTTAATAATACCAGGTAGGTTTTAAGTAATGATCAAATTTATAATAGTATAGTTACTAGACATGCTTTTATTATAATTTTTTTTTTTAGTTATACCTATAATAATTGGGGGGTTTGGTAATTGATTAATTCCTTTAATATTAGGATGTCCTGATATAGCTTCCCTCGTATAAATAATATAAGATTTTGGT-TATTAATTCCTTCATTAATTTTATTATTATTAAGAAGTATAGTAAAT-TAGGAGTAGGAAGTGGTTGAACGGTTTATCCTCCTTTATCATTAAAT-TAAATCATGGRGGGATGTCTGTAGATATAGCTATTTTTTCTTTACATTTG-GCTGGAATTTCTTCTATTATAGGTGCTATTAATTTTATTACAACAATTT-TAAATATACGATCTGATATAATTTTATAGATAAAAATTCCTTTATTTGTTT-GATCAGTATTTATTACAGTAATTTTATTATTATTATCTTTACCYGTATT-AGCTGGTGCAATTACTATATTATTAAGTATCGA. Similar to *E. xmatkuilensis* López-Martínez, Delfin-González & van Achterberg (2011) but differing in that the basal antennal flagellomeres and the area lateral to the ocelli are black in specimens of *Exasticolus tomlewinsoni* and pale in *E. xmatkuilensis*.



Figure 212. *Exasticolus tomlewinsoni*, holotype.

Holotype ♀. Guanacaste, Sector Cacao, Pailas Dos, 10.7612, -85.3353, 791 meters, Malaise trap, 5/xii/2013. Depository: CNC.

Host data. None.

Holotype voucher code. BIOUG28731-E04.

Paratypes. BIOUG28713-H02, BIOUG28408-A02, BIOUG29043-D07, BIOUG28817-F06, BIOUG28731-F03. Depository: CNC.

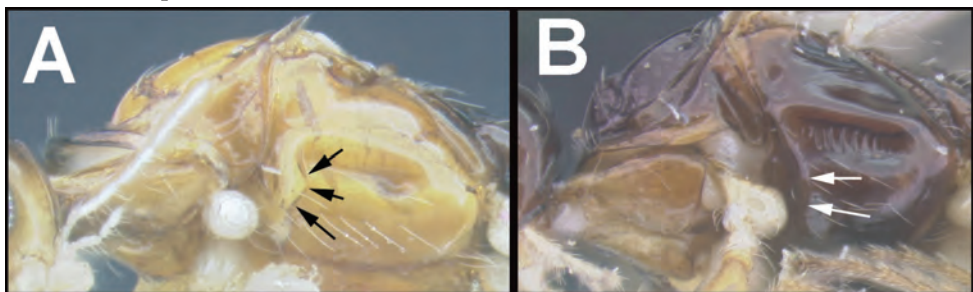
Etymology. *Exasticolus tomlewinsoni* is named to acknowledge the participation and guidance of Tom Lewinson at the international NSF-funded planning meeting for the All Taxa Biodiversity Inventory (ATBI) of Terrestrial Systems, and contributing his wisdom to the planning that was the founding of Costa Rica’s national BioAlfa today.

Chapter 6: Hormiinae

There are only two New World genera of Hormiinae as strictly defined, *Hormius* and *Parahormius*. These can be differentiated with the key below. The subfamily may be distinguished from all other New World braconids by the possession of the following suite of character states: oral cavity cyclostome (= concave dorsally); metasomal terga, except first tergum, membranous medially and weakly sclerotized laterally; occipital carina complete; second submarginal cell 5-sided; stigma normal, not linear; RS vein of forewing reaching margin of wing; and Cu vein of forewing straight, not bent towards the posterior margin of the wing. For the Hormiinae NJ tree, see Suppl. material 5.

Key to the New World genera of Hormiinae

- 1 A. Epicnemial carina present.....*Hormius*
- B. Epicnemial carina absent*Parahormius*



Hormius Nees, 1819

No species of *Hormius* was previously recorded from Costa Rica. The few described Neotropical species are mostly from Brazil, Paraguay, and Cuba. Based on distribution,

the only likely candidate to be conspecific with any of the species described here is *Hormius deletus* Wharton, 1993, and it is distinctive from all listed species here in having the r-m crossvein of the forewing lacking. The few New World species with recorded life-histories are gregarious ectoparasitoids of Gelechiidae, Tortricidae, and possibly Coleophoridae. Here we describe species that are parasitoids of the following families: Hesperidae, Crambidae, Depressariidae, Gelechiidae, Pyralidae, and Tortricidae. In some of the cases below, there is just one parasite from a given caterpillar host. In these instances, the wasp may be solitary, or it may be that only one of multiple offspring survived.

***Hormius anamariamongee* Sharkey, sp. nov.**

<http://zoobank.org/2633E730-6663-4FB5-80EA-5683ED0EB740>

Figure 213

Diagnostics. BOLD:AAW4506. Consensus barcode. AATTTTATATTTTT-TATTTGGAATATGGGCTGGTATAGTTGGTTTATCAATAAGATTAAT-TATTCGTTTGAATTAGGAATACCAGGGAGTTTATTAGGTAATGATCAGATTTATAATAGAATAGTGACTGCTCATGCATTTATTATGATTTTTTTT-TATAGTTATACCAATTATAATTGGGGGGTTTGGAAATTGATTAATTCCTT-



Figure 213. *Hormius anamariamongee* holotype.

TAATATTAGGGTCTCCTGATATAGCCTTTCCTCGAATAAATAATATAA-
GATTTTGATTATTAGTTCCTTCATTAATATTATTAGTTTTTAGTG-
GTGTTTTAAATATTGGGGTTGGTACAGGGTGGACTATATATCCTC-
CTTTATCTTCTTTAATTGGTCATAGAGGAATTTTCAGTAGATTTAGC-
TATTTTTTCTTTACATTTAGCTGGTATTTCTTCAATTATAGGGGCTAT-
TAATTTTATTTCTACAATTTTAAATATAAGTTTAAATTATATGAAAATA-
GATCAAATTAATTTATTAATTTGATCTATTTAATTAAGTCAATTTTAT-
ATTATTATCTTCTCCTGTTTTAGCAGGGGCTATTACTATATTATTAAGT-
GATCGTAATTTAAATACAACATTTTTTGATTTTTCTGGAGGTGGGGATC-
CTATTTTATTTCAACATTTATTT.

Holotype ♀. Alajuela, Sector Rincon Rain Forest, Jacobo, 10.94076, -85.3177, 461 meters, caterpillar collection date: 09/i/2011, wasp eclosion date: 23/i/2011, one of seven wasps that emerged from the same host caterpillar. Depository: CNC.

Host data. Gregarious parasitoid of *Rhectocraspeda* Solis05 (Crambidae) feeding on *Solanum jamaicense* (Solanaceae).

Caterpillar and holotype voucher codes. 11-SRNP-69067, DHJPAR0042073.

Paratypes. Hosts = *Rhectocraspeda* Solis05, and *Rhectocraspeda periusalis*. 6 specimens, same data as holotype, and DHJPAR0056686. Depository: CNC.

Etymology. *Hormius anamariamongeeae* is named in honor of Ana Maria Monge in recognition of her enthusiastic participation in the BioAlfa process for Costa Rica, as a government employee.

***Hormius angelsolisi* Sharkey, sp. nov.**

<http://zoobank.org/B44959DA-F723-4759-B4BD-6D4213EF1609>

Figure 214

Diagnostics. BOLD:AAA5364. Consensus barcode. ATTATTATATTTTT-
TATTTGGGATATGATCTGGTATAATTGGTTTTATCTATAAGTTTAAAT-
TATTCGTTTAGAATTAGGAATACCTGGTAGATTATTGAGTAATGAT-
CAAATTTATAATAGTATAGTAACCGCTCATGCTTTTATTATAATTTTTTT-
TATAGTTATACCTATTATAATTGGGGGATTTGGAAATTGATTAGTTCCTT-
TAATATTAGGATCTCCTGATATGGCTTTCCTCGAATAAATAATATAA-
GGTTTTGATTATTAATCCCTTCTTTAATATTATTAATTTTTTAGAA-
GAATTTAAATGTAGGAGTAGGGACGGGTGAAGTATATATCCAC-
CTTTATCTTCTTTAATTGGTCATGGGGGAATTTCTGTTGATTTAGC-
TATTTTTTCTTTACATTTGGCTGGTATTTCTTCAATTATAGGAGCTAT-
TAATTTTATTTCAACTATTTTAAATATAAATTTATATAATATAAAATTG-
GATCAAATTAATTTATTAATTTGATCTATTTAATTAAGTCAATTTTAT-
ATTATTATCTTTACCTGTTTTAGCAGGGGCTATTACTATATTATTAAGT-
GATCGTAATTTAAATACAACCTTTTTTGATTTTTCTGGTGGTGGGGATC-
CTATTTTATTTCAACATTTATTT.



Figure 214. *Hormius angelsolisi* holotype.

Holotype ♀. Guanacaste Sector Pitilla, Pasmompa, 11.01926, -85.40997, 440 meters, caterpillar collection date: 10/viii/2005, wasp eclosion date: 28/viii/2005, one of 27 wasps that emerged from the same host caterpillar. Depository: CNC.

Host data. *Parphorus decora* (Hesperiidae) feeding on leaves of *Olyra latifolia* (Poaceae).

Caterpillar and holotype voucher codes. 05-SRNP-33249, DHJPAR0029016.

Paratypes. Host = *Parphorus decora*: 26 specimens with same data as holotype, and DHJPAR0029009, DHJPAR0038938, DHJPAR0029007, DHJPAR0060215. Depository: CNC.

Etymology. *Hormius angelsolisi* is named in honor of Angel Solis in recognition of his decades of diligent effort with the taxonomy of ACG and Costa Rican Coleoptera.

***Hormius anniapicadoae* Sharkey, sp. nov.**

<http://zoobank.org/02BDD1DC-3BAD-4A59-B4E5-5538E7178820>

Figures 215, 216

Diagnostics. BOLD:AAU2092. Consensus barcode. TGGTCTGGGA-TAATTGGGCTTTCAATAAGATTAATTATTCGAATAGAATTAGGTATAC-CTGGAAGTTTATTAGGTAATGATCAAATTTATAATAGTATTTGTTACT-GCTCATGCTTTTATTATAATTTTTTTTATAGTTATACCAATTATAATTG-GAGGATTTGGAAATTGATTAATTCCTTTAATATTAGGGTCTCCTGATATAGCTTTTCCACGAATAAATAATATAAGGTTTTGATTATTGATTC-CTTCTTTATTTTTATTAAATTTTTAGGGGTTTATTAATGTTGGGGTAG-



Figure 215. *Hormius anniapicadoae* holotype.

GAACGGGTTGAACAATATATCCCCCTTGTCTTCTTTAATTGGTCAT-
 AATGGTGTATCTGTTGATTTAGCTATTTTTTCTTTGCATTTAGCTG-
 GTATTTCTTCTATTTATAGGTGCTGTAAATTTTATTTCAACTATTTT-
 TAATATAAATTTATATAATATAAAATTTGATCAAATTAATTTATTAATTTGAT-
 CAATTTTGATTACTGCATTATTTATTTATTTGTCTTTACCTGTATTAGCTG-
 GAGCTATTACAATATTATTAAGTATCGTAATTTAAATACAACATTTTTT-
 GATTTTTCTGGTGGTGGGGACCCAATTTTATTTCAACATTTATTT.

Holotype ♀. Alajuela, Sector San Cristobal. Sendero Huerta, 10.93050, -85.37223, 527 meters, caterpillar collection date: 16/viii/2009, wasp eclosion date: 29/viii/2009, one of five wasps that emerged from the host caterpillar. Depository: CNC.

Host data. Gregarious parasitoid of *Amorbia productana* (Tortricidae) feeding on leaves of *Hyptis obtusiflora* (Lamiaceae).

Caterpillar and holotype voucher codes. 09-SRNP-4249, DHJPAR0040024.

Paratypes. 4 specimens, same data as holotype. Depository: CNC.

Etymology. *Hormius anniapicadoae* is named in honor of Annia Picado of San José, Costa Rica for her long years sorting Malaise trap specimens, identifying Diptera, and now dissecting genitalia of Microlepidoptera in the former INBio collections.



Figure 216. Five tightly packed elongate cocoons of *Hormius anniapicadoae* (DHJPAR0040024).



Figure 217. *Hormius arthurchapmani*, holotype.

***Hormius arthurchapmani* Sharkey, sp. nov.**

<http://zoobank.org/2F71BF67-6203-4492-A82F-484B62D87BD1>

Figure 217

Diagnostics. BOLD:ADA7345. Consensus barcode. ATTTTATATTTT-TATTTGGGATATGGTCAGGGATATTAGGTTTATCAATAAGGATAATT-GTTCGTTTAGAATTAGGGATACCCGGTAGATTGTTAGGTAATGATCAGATTTATAATAGAATAGTAACTGCTCATGCATTTATTATAATTTT-TATAGTAATACCAATTATAATTGGAGGGTTTGGAAATTGATTAGTTCCTT-TAATATTAGGGTCTCCTGATATAGCTTTTCCCTCGTATAAATAATATAA-GGTTTTGATTATTAATTCCTTCATTGATATTATTAATTTTTAGAGGGGT-GTTGAATGTTGGAGTCGGGACAGGATGAACTATTTATCCTCCATT-GTCTTCTTTAATTGGTCATAGAGGAATTTCAAGTTGATTTGGC-TATTTTTCTTTACATTTAGCAGGTGCTTCTTCAATTATAGGGGCAAT-TAATTTTATTACTACTATTTTAAATATAAATTTATATATAAAAAATAGAT-CAAATTAGTTTATTAATTTGATCTATTATGATTACGGCAATTTATTATT-

ATTATCTTTGCCAGTTTTAGCTGGAGCTATTACAATACTTTTAACTGATC-GAAATTTGAATACT.

Holotype ♀. Guanacaste, Sector Pailas Dos, PL12-3, 10.7631, -85.3344, 820 meters, Malaise trap, 8/v/2014. Depository: CNC.

Host data. None.

Holotype voucher code. BIOUG29831-H04.

Paratypes. BIOUG29863-E06, BIOUG29862-H08. Depository: CNC.

Etymology. *Hormius arthurchapmani* recognizes the participation of Arthur Chapman at the international NSF-funded planning meeting for the All Taxa Biodiversity Inventory (ATBI) of Terrestrial Systems, and the contribution of his wisdom to the planning that was the founding of Costa Rica's national BioAlfa today.

***Hormius barryhammeli* Sharkey, sp. nov.**

<http://zoobank.org/8348A1DC-BEA2-489E-8A26-C57824D4F4C7>

Figures 218, 219

Diagnostics. BOLD:AAM1049. Consensus barcode. AGTATTATATTTTTT-TATTTGGGATATGAGCTGGTATAATTGGTTTATCAATAAGATTAAT-



Figure 218. *Hormius barryhammeli* holotype.

TATTCGTTTAGAGTTAGGTATAACCAGGTAGTTTATTAGGTAATGATCAAATTTATAATAGTATAGTTACAGCTCATGCTTTTATTATAATTTTTTTTATAGTTATAACCAATTATGATTGGGGGTTTTGGTAATTGATTAGTTCCTTTAATATTAGGTTACCTGATATAGCATTTCACGAATAAATAAYATAAGATTTTGATTATTAGTTCCTTCTTTAATATTATTAATTTTTTAGTGATTATTAATATTGGGGTAGGTAAGTACTGGATGAACTATGTATCCACTTTATCTTCTTTAATTGGTTCATGGGGGAATTCAGTTGATTAGCAATTTTTTCATTACATTTGGCTGGTATTTCTTCAATTATAGGGGCTATTAATTTTTATTCAACTATTTTAAATATAAAATTTATATTATATAAAATTTGATCAAATTAGTTTATTGATTTGATCAATTTTAATTACTGCTGTATTATTATTATTATCTTTGCCTGTTTTAGCTGGGGCAATTACTATATTGTTGACTGATCGTAATTTAAATACAACTTTTTTTTGATTTTTCTGGTGGAGGTGACCCTATTTTTATTCAACATTTATTT.

Holotype ♀. Alajuela, Sector Rincon Rain Forest, Jacobo, 10.94076, -85.3177, 461 meters, caterpillar collection date: 07/v/2013, wasp eclosion date: 17/v/2013, one of eight wasps that emerged from the same host caterpillar. Depository: CNC.

Host data. Gregarious parasitoid of *Monoloxis flavicinctalis*DHJ02 (Pyrilidae) feeding on upper surface of leaves of *Lacistema aggregatum* (Lacistemataceae).

Caterpillar and holotype voucher codes. 13-SRNP-69652, DHJPAR0052245.

Paratypes. Hosts = *Monoloxis flavicinctalis*DHJ02 and *Cordia panamensis* (Cordiaceae). 7 specimens, same data as holotype, and DHJPAR0038037. Depository: CNC.



Figure 219. Multiple white cocoons (09-SRNP-23352-DHJ495931.jpg) of *Hormius barryhammeli* (DHJPAR0038037) glued to the silk spun on the leaf surface of the nest of the host caterpillar, *Monoloxis flavicinctalis*DHJ04 (Pyrilidae). The hole through the leaf on the left is the escape hole used by the caterpillar when disturbed.

Etymology. *Hormius barryhammeli* is named in honor of Barry Hammel in recognition of his persistent high quality and essential taxonomic efforts for the flora of Costa Rica, working in tandem with Nelson Zamora.

***Hormius carloswalkeri* Sharkey, sp. nov.**

<http://zoobank.org/1BDB961A-6B58-4607-8DB6-64AC2AFAE1B9>

Figures 220–223

Diagnostics. BOLD:ACK8132. Consensus barcode. ATTATTATATTTTT-TATTTGGGATGTGATCAGGAATAATTGGTTTATCAATAAGATT-GATTATTCGTTTAGAATTAGGGATACCTGGAAGATTATTAG-GTAATGATCAAATTTATAATAGAATAGTTACTGCTCATGCTTT-TATTATAATTTTTTTTATAGTTATACCTATTATAATTGGTGGTTTTG-GAAATTGATTAATTCCTTTAATATTGGGATCTCCCGATATAGCTTTTC-CTCGTATAAATAATATAAGTTTTTTGATTATTAATTCCTTCAT-TAATAATATTAATTTTTAGAGGGATTTTAAATGTTGGAGTTGGTA-CAGGTTGAACAATATATCCTCCTTTATCTTCACTTATTGGACATA-



Figure 220. *Hormius carloswalkeri* holotype.



Figure 221. Penultimate instar larvae of *Hormius carloswalkerii* (DHJPAR0049061) feeding on living last instar *Tigasis simplex* (Hesperiidae).



Figure 222. Two last instar larvae of *Hormius carloswalkerii* (DHJPAR0057466) feeding on last instar (living) caterpillar of *Cynea Irma* (Hesperiidae).



Figure 223. Cocoons of *Hormius carloswalkerii* (DHJPAR0029010) that fed on last instar caterpillar of *Joanna joanna* (Hesperiidae) in the caterpillar's rolled grass leaf nest.

GAGGAATTTCTGTTGATTTAGCAATTTTTCTTTACATTTAGCTG-
GTATTTCTTCAATTATAGGTGCTATTAATTTATTTCTACTATTT-
TAAATATAAATTTATATTCATTAATAATTAGATCAAATTAATTTAT-
TAATTTGATCAATTTTAATTAAGTCTATTTTATTATTATTATCTT-
TACCTGTTTTAGCAGGAGCAATTACTATATTATTAAGTATCGTAAT-
TTAAATACAACTTTTTTGATTTTTTCAGGAGGAGGAGATCCAATTT-
TATTTCAACATTTATTT.

Holotype ♀. Guanacaste, Sector Pitilla, Pasmompa, 11.01926, -85.40997, 440 meters, caterpillar collection date: 27/iii/2006, wasp eclosion date: 13/iv/2006, one of 32 wasps that emerged from the same host caterpillar. Depository: CNC.

Host data. Gregarious parasitoid of *Vettius aurelius* (Hesperiidae) feeding on *Lasiacis procerrima* (Poaceae).

Caterpillar and holotype voucher codes. 06-SRNP-31447, DHJPAR0029027.

Paratypes. Hosts = *Joanna joanna*, *Vettius aurelius*, *Cynea Irma*, *Vehilius vetula*, *Justinia norda*, *Tigasis simplex* (all Hesperiidae). 31 specimens, same data as holotype and DHJPAR0029010, DHJPAR0057466, DHJPAR0047098, DHJPAR0047119, DHJPAR0047127, DHJPAR0049061, DHJPAR0049084, DHJPAR0053764. Depository: CNC.

Etymology. *Hormius carloswalkeri* is named in recognition of Carlos Walker's many years of mentoring the financial arrangement between ACG, GDFCF, and IEDO (formerly Mesoamerica) for the power line crossing Sector Mundo Nuevo of ACG.

***Hormius carmenretanae* Sharkey, sp. nov.**

<http://zoobank.org/58BA9FDE-6E83-48D2-A51B-8AED6E9AF5C3>

Figures 224, 225

Diagnosics. BOLD:ABA7266. Consensus barcode. AGTTTTATATTTTT-
TATTTGGAATATGGGCTGGTATAGTTGGTTTATCAATAAGTTTAAT-
TATTCGATTAGAATTAGGAATACCAGGTAGATTATTGGGTAATGAT-
CAAATTTATAATAGAATAGTTACTGCACATGCTTTTATTATAATTTTTTT-
TATAGTTATACCAATTATAATTGGAGGATTTGGTAATTGATTAGTTCCTT-
TAATAATAGGAGCTCCTGATATAGCTTTCCCTCGAATAAATAATATAA-
GATTTTGATTATTAATTCCTTCTTTAATATTATTGATTTTTTAGGG-
GAGTATTAATATTGGGGTTGGAAGTGGTTGAAGTATATATCCTC-
CTTTATCTTCTTTAATTGGTTCATGGTGGTATTTCTGTTGATT-
TAACAATTTTTCTTTACATTTGGCTGGAATTTCTTCAATTATAGGAGC-
TATTAATTTTATTTCTACAATTTAAATATAAATTTATATTATATAAAATTT-
GATCAAATTAGTTTATTAATTTGATCAATTTTAATTAAGTCTATTTTAT-
TATTATTATCTTTACCTGTTTTAGCTGGGGCTATTACAATATTATTAA-
CAGATCGTAATTTGAATACTACTTTTTTTGATTTTTCTGGGGGAGGG-
GATCCAATTTATTTCAACATTTATTT.



Figure 224. *Hormius carmenretanae* holotype.



Figure 225. Single cocoon of *Hormius carmenretanae* of wasp DHJPAR0042983 spun on leaf surface of nest of phyBioLep01 BioLep757.

Holotype ♀. Alajuela, Sector Rincon Rain Forest, Camino Albergue Oscar, 10.87741, -85.32363, 560 meters, caterpillar collection date: 06/iii/2011, wasp eclosion date: 28/iii/2011, 1 wasp eclosed. Depository: CNC.

Host data. Apparently solitary parasitoid of phyBioLep01 BioLep757 (Pyralidae) feeding on *Croton billbergianus* (Euphorbiaceae).

Caterpillar and holotype voucher codes. 11-SRNP-954, DHJPAR0042983.

Paratypes. None.

Etymology. *Hormius carmenretanae* is named for Carmen Retana in recognition of her long years of guiding the Minister of Environment's administrative office of the Ministerio del Ambiente y Energia.

***Hormius cesarsuarezi* Sharkey, sp. nov.**

<http://zoobank.org/8C1B959C-7B6B-4079-9F7D-C576836D0458>

Figures 226, 227

Diagnostics. BOLD:ACK7796. Consensus barcode. AATTTTGTATTTT-TATTTGGAATATGAGCAGGTATAGTTGGGTTATCAATAAGATTAAT-




Figure 226. *Hormius cesarsuarezi* holotype.

TATTCGGTTAGAATTAGGGATACCAGGAAGATTATTAGGTAATGAT-
 CAAATTTATAATAGRATAGTTACTGCACATGCATTTGTTATAATTTTTT-
 TATAGTTATACCAATTATAATTGGAGGATTTGGAAATTGATTAATTCCTT-
 TAATATTAGGTTCCACCTGATATAGCTTTYCCTCGTATAAATAATATAA-
 GATTTTGATTATTAGTTCCYTCATTAATATTATTAATTTTTTAGTG-
 GTTTATTAATATTGGRGTGGGTACAGGATGGACAATGTATCCTC-
 CATTATCTTCATTAATTGGACATGGAGGTATTTCTGTTGATTTAGC-
 TATTTTTCTTTACATTTAGCTGGTATTTCTTCAATTATGGGGGCTAT-
 TAATTTTATTTCAACAATTTTAAATATAAATTTGTATTATTTAAAATTG-
 GATCAGATTAATTTATTAATTTGATCAATTTAATTACTGCTGTTTTAT-
 TAYTATTATCTCTACCTGTTTTAGCTGGAGCAATTACAATATTATTAAC-
 TATCGTAATTTAAATACAACATTTTTTGATTTTTTCMGGAGGRGGTGAYC-
 CAATTTTATTTCAACATTTATTT.

Holotype ♀. Sector Pitilla, Ingas, 11.00311, -85.42041, 580 meters, caterpillar collection date: 15/ii/2012, wasp eclosion date: 29/ii/2012, one of three wasps that emerged from the same host caterpillar. Depository: CNC.

Host data. Gregarious parasitoid of *Herpetogramma salbialis* (Crambidae) feeding on *Zexmenia virgulta* (Asteraceae).

Caterpillar and holotype voucher codes. 12-SRNP-30368, DHJPAR0049093.



Figure 227. Cocoons of *Hormius cesarsuarezi* (DHJPAR0029013) glued to the wall of the leaf nest of the last instar caterpillar of *Herpetogramma salbialis* (Crambidae).

Paratypes. Hosts = *Herpetogramma salbialis*. 2 specimens, same data as holotype and DHJPAR0047041, DHJPAR0047116, DHJPAR0039420, DHJPAR0039421, DHJPAR0031136, DHJPAR0038115, DHJPAR0038262, DHJPAR0053699, DHJPAR0029000, DHJPAR0029006, DHJPAR0029013, DHJPAR0035321, DHJPAR0035390, DHJPAR0041698, DHJPAR0041709, DHJPAR0041724. Depository: CNC.

Etymology. *Hormius cesarsuarezi* is named in recognition of Cesar Suarez's continued management support for the IEDO powerline crossing Sector Mundo Nuevo of ACG.

***Hormius danbrooksi* Sharkey, sp. nov.**

<http://zoobank.org/410540D6-39C8-4FF2-B9E9-288F8DA6CB3D>

Figure 228

Diagnostics. BOLD:ADY0841. Consensus barcode. TTTATATTTTTTATTTG-GAATATGATCTGGAATAATTGGTTTATCAATAAGATTAATTATTCGTT-



Figure 228. *Hormius danbrooksi*, holotype.

TAGAATTAGGTATAACCAGGGAGTTTATTAGGTAATGATCAAATTTATAAT-
 ACAATAGTTACAGCTCATGCTTTTATTATAATTTTTTTTATAGTTATAC-
 CAATTATAATCGGAGGTTTTGGAAATTGATTAGTTCCTTTAATATTAG-
 GTTCTCCAGATATAGCTTTTCTCGGATAAATAATATAAGTTTTTTG-
 GTTATTAGTTCCTTCTTTAATATTATTAATTTTTTAGTGGTTTATT-
 GAATATTGGTGTGGAACAGGTTGAACAATATATCCTCCATTATCTTCTT-
 TAATTGGACATAGAGGAATTTCTGTTGATTTGGCTATTTTTTCATTA-
 CATTTGGCTGGTATTTTCATCAATTATAGGTGCAATTAATTTTATTCAAC-
 TATTTTAAATATAAATTTATATTATATAAAATTAGATCAGATTAGTTT-
 ATTAATTTGATCAATTTTAATTACTGCTATTTTATTATTATTGTCTT-
 TACCCGTTTTAGCTGGTGAATTACTATATTAACTGATCGTAATT-
 TAAATACTACATTTTTTGATTTTTCTGGTGGAGGTGATCCAATTT-
 TATTTCAACATTTAT.

Holotype ♀. Guanacaste, Sector Pailas Dos, PL12-4, 10.7629, -85.3341, 820 me-
 ters, Malaise trap, 20/xi/2014. Depository: CNC.

Host data. None.

Holotype voucher code. BIOUG46727-F07.

Paratypes. None.

Etymology. *Hormius danbrooksi* is named in recognition of the attendance and guidance of Dan Brooks at the international NSF-funded planning meeting for the All Taxa Biodiversity Inventory (ATBI) of Terrestrial Systems, and contributing his wisdom to the planning that was the founding of Costa Rica's national BioAlfa today.

***Hormius eddysanchezi* Sharkey, sp. nov.**

<http://zoobank.org/CC62D6EF-FE3C-442E-A1B2-DD9120314F79>

Figure 229–231

Diagnostics. BOLD:ACC0955. Consensus barcode. AATTTTA-
 TATTTTTTTTTTTGGAAATATGGGCTGGTATAGTTGGCTTATCTATAA-
 GTTTAATTATTCGTTTAGAATTAGGGATACCTGGTAGATTATT-
 AGGTAATGATCAAATTTATAATAGAATAGTTACTGCTCATGCATT-
 TATTATAATTTTTTTTATAGTTATACCAATTATAATTGGAGGTTYG-
 GAAATTGATTAATTCCTTTAATATTAGGATCTCCTGATATAGCTT-
 TYCCTCGAATAAATAACATAAGATTTTGATTATTAGTACCTTCTT-
 TAATATTATTAGTTTTTTAGAGGAATTTTAAATATTGGGGTAGGAA-
 CAGGTTGAACAATATACCCACCATTATCTTCATTAATTTGGTCATA-
 GAGGAATTTTCAGTTGATATAGCTATTTTTTTCATTACATTTAGCTG-
 GTATTTCTTCAATTATAGGAGCTATTAATTTTATTTCTACTATTTT-
 TAATATAAAATTAATTTATATAAAAATAGATCAAATTAATTTATTAATTT-
 GATCTATTTAATTACAGCAATTTTATTATTATTATCTTTRCCCGTTT-
 TAGCCGGTGAATTACTATATTATTAAGTATCGTAATTTAAATA-
 CAACTTTTTTTGATTTTTCTGGAGGAGGGG.



Figure 229. *Hormius eddysanchezi* holotype.



Figure 230. Last instar larvae of *Hormius eddysanchezi* (DHJPAR0056927) a few hours after spinning their in-common over-layer of silk, now peeled back to show the larvae.



Figure 231. Cocoons of *Hormius eddysanchezi* (DHJPAR0050031) spun side by side under a common layer of silk, glued to the leaf of the caterpillar nest.

Holotype ♀. Rincon Rain Forest, Jacobo, 10.94076, -85.3177, 461 meters, caterpillar collection date: 14/i/2013, wasp eclosion date: 30/i/2013, one of two wasps that emerged from the same host caterpillar. Depository: CNC.

Host data. Gregarious parasitoid of crambidBioLep01 BioLep77 (Crambidae) feeding on *Lepidaploa tortuosa* (Asteraceae).

Caterpillar and holotype voucher codes. 13-SRNP-69106, DHJPAR0051034.

Paratypes. Hosts = *Herpetogramma salbialis* crambidBioLep01 BioLep77 (both Crambidae). DHJPAR0056927, DHJPAR0050031. Depository: CNC.

Etymology. *Hormius eddysanchezi* is named in honor of Eddy Sanchez in recognition of his bureaucratic bravery of allowing the government's PL12 geothermal project to be biomonitoring by ACG.

***Hormius erikframstadi* Sharkey, sp. nov.**

<http://zoobank.org/7A9F97B2-EFAF-421B-BD7E-A544153AD473>

Figure 232

Diagnostics. BOLD:ACG5362. Consensus barcode. TATTTTATATTTT-TATTTGGAATATGATCAGGAATATTAGGTTTATCAATAAGAT-



Figure 232. *Hormius erikframstadi*, holotype.

TAATTATTTCGTTTAGAATTA---GGGATACCTGGTAGATTATTAGG-
 TAATGATCAAATTTATAATAGGATAGTTACTGCTCATGCTTTTAT-
 TATAATTTTTTTTATAGTTATACCAATTATGATTGGTGGATTTGG-
 GAATTGGTTAATTCCTTTAATGTTAGGGTCTCCTGATATAGCTTTCC-
 CTCGAATAAATAATATAAGGTTTTGATTATTAATTCCTTCATTAATATTAT-
 TAATTTTTAGGGGGTTATTAATATTGGGGTTGGGACAGGATGAACT-
 GTTTATCCCCCATTATCTTCTTTAATTGGGCATGGGGGGATTTCT-
 GTGGATTTAGCAATTTTTCTTTACATTTGGCTGGTGTTCATCAAT-
 TATGGGGGCAATTAATTTTATTACTACTATTTTAAATATAAATTTA-
 TATATA---AAAATAGATCAAATTAATTTATTAATTTGATCTATTATAAT-
 TACGGTAATTTTGTTATTATTATCATTACCAGTTTTGGCTGGT-
 GCTATTACTATACTTTTAACTGATCGAAATTTAAATACAACCTTTT
 TT-----

Holotype ♀. Guanacaste, Sector Santa Rosa Bosque San Emilio, 10.8438, -85.6138, 300 meters, Malaise trap, 30/vii/2012. Depository: CNC.

Host data. None.

Holotype voucher code. BIOUG05883-A02.

Paratypes. None.

Etymology. *Hormius erikframstadi* is named in honor of Erik Framstad for his participation in the international NSF-funded planning meeting for the All Taxa Biodiversity Inventory (ATBI) of Terrestrial Systems, and contributing his wisdom to the planning that was the founding of Costa Rica's national BioAlfa today.

***Hormius georgedavisi* Sharkey, sp. nov.**

<http://zoobank.org/94E505DF-594E-461E-8C9A-815F5E395B44>

Figure 233

Diagnostics. BOLD:ACG5375. Consensus barcode. TGTTTTATATTTTT-TATTTGGAATATGATCAGGTATATTAGGTTTATCAATAAGATTGATT-



Figure 233. *Hormius georgedavisi*, holotype.

GTTTCGTTTAGARTTAGGGATACCTGGTAGTTTATTAGGTAATGAT-
 CAAATTTATAATTTCTATAGTTACAGCTCATGCATTTATTATAATTTTTT-
 TATAGTTATACCTATTATGATTGGAGGTTTTGGTAATTGATTAATTC-
 CTTTAATATTAGGATCTCCTGATATAGCTTTTCCTCGAATAAATAATAT-
 GAGGTTTTGATTATTAATTCCTTCTTTAATATATTAATTTTTAGAG-
 GTTTATTAATATTGGGGTTGGTACAGGTTGAACTATTTATCCTC-
 CTTTATCTTCATTAATTGGTCATGGAGGTATTTCTGTTGATTTAGC-
 TATTTTTCTTTACATTTAGCTGGTATTTCTTCTATTATAGGGGCTAT-
 TAATTTTATTACTACTATTTTAAATATGAATTTATATATAAAAAATAGAT-
 CAAATTAGTTTATTAATTTGATCTATTATGATTACAGCTATTTTATTAT-
 TATTGTCTTTACCTGTATTAGCTGGAGCTATTACTATATTATTAACT-
 GATCGAAATTTAAATACAACCTTTTTT.

Holotype ♀. Guanacaste, Sector Pailas Dos, PL12-6, 10.7637, -85.333, 853 me-
 ters, Malaise trap, 20/ii/2014. Depository: CNC.

Host data. None.

Holotype voucher code. BIOUG29020-B06.

Paratypes. BIOUG29015-D12, BIOUG05883-C01. Depository: CNC.

Etymology. *Hormius georgedavisi* is named in honor of George Davis attending the international NSF-funded planning meeting for the All Taxa Biodiversity Inventory (ATBI) of Terrestrial Systems, and contributing his wisdom to the planning that was the founding of Costa Rica's national BioAlfa today.

***Hormius grettelvegae* Sharkey, sp. nov.**

<http://zoobank.org/F7DD9E7D-1981-4827-8F09-A4B3739AFDC5>

Figure 234

Diagnostics. BOLD:AAM1094. Consensus barcode. AGTTTTATATTTTT-
 TATTTGGAATATGAGCTGGTATAATTGGTTTATCAATAAGTTTAAT-
 TATTCGTTTAGAATTAGGAATACCGGGTAGGTTATTAGGAAATGAT-
 CAAATTTATAATAGTATAGTAACTGCTCATGCTTTTATTATAATTTTTT-
 TATAGTTATACCTATTATAAATTGGAGGTTTTGGAAATTGATTAGTTCCTT-
 TAATATTAGGTTCTCCTGATATGGCTTTTCCACGTATAAATAATATAA-
 GGTTTTGATTATTAATTCCTTCTTTGATATTATTAATTTTTAGAG-
 GAGTATTAATATTGGRGTAGGAACTGGATGAACTATATATCCTC-
 CATTATCTTCATTGATTGGACATAGAGGTATTCAGTTGATTTAG-
 CAATTTCTCTTTACATTTAGCTGGAATTCATCAATTATAGGAGCAAT-
 TAATTTTATTTCTACAATTTAAATATAAATTTGTATAATATAAAATTTGAT-
 CAAATTAGATTATTAATTTGATCTATTTAATTAAGCAATTTTACTTT-
 TATTATCTTTACCTGTTTTTRGCGGGTGCAATTACTATATTATTAACA-
 GATCGAAATTTAAATACAACCTTTTTTTGAYTTTTCGGGGGGAGGTGATC-
 CTATTTTATTTCAACATTTATTT.



Figure 234. *Hormius grettelvegae* holotype.

Holotype ♀. Alajuela, Sector Rincon Rain Forest, Tamarindo, 10.94259, -85.31333, 478 meters, caterpillar collection date: 10/iii/2010, wasp eclosion date: 28/iii/2010, one wasp eclosed from two cocoons in the host caterpillar. Depository: CNC.

Host data. Solitary parasitoid of *Antaeotricha ribbei* (Depressariidae) feeding on *Guarea rhopalocarpa* (Meliaceae).

Caterpillar and holotype voucher codes. 10-SRNP-69369, DHJPAR0038964.

Paratypes. DHJPAR0058966 reared from *Gonionota* Janzen116 (Depressariidae). Depository: CNC.

Etymology. *Hormius grettelvegae* is named in honor of Grettel Vega in recognition of her enthusiasm for the integration of Costa Rica's SINAC with BioAlfa of Costa Rica.

***Hormius gustavoinduni* Sharkey, sp. nov.**

<http://zoobank.org/F9710F43-3BA7-40B1-B8D3-C716AB5BBE10>

Figure 235

Diagnostics. BOLD:ABA7247. Consensus barcode. AGTTTTATATTTTT-TATTTGGAATATGATCTGGAATGGTTGGGTTATCTATAAGTTTAAT-TATTCGATTAGAGTTAGGGATACCAGGGAGATTATTGGGGAATGATCA-GATTTATAATAGTATAGTAACCGCTCATGCTTTTATTATAATTTTTTT-TATAGTTATACCTATTATAATTGGGGGATTTGGTAATTGATTAATTCCTT-

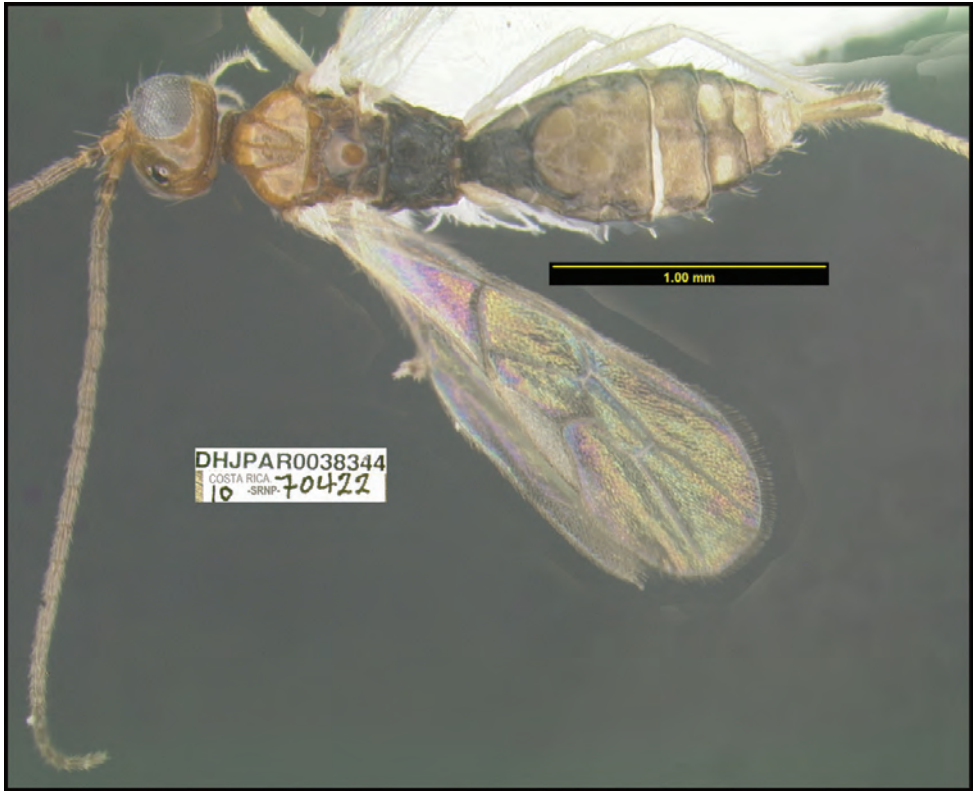


Figure 235. *Hormius gustavoinduni* holotype.

TAATAATAGGATCTCCTGATATAGCTTTTCCTCGAATAAACAATATAA-
GCTTTTGGTTATTGATTCCTTCATTGATATTATTAATTTTGTAGTG-
GTATATTAATATTGGTGTGGAACTGGTTGAACAATATATCCTC-
CTTTATCTTCTTTAATTGGGCATGGAGGTATTTCTGTTGATTTG-
GCAATTTTTCTTTACATTTAGCTGGTATTTCTTCAATTATAGGAGCT-
ATTAATTTTATTACAACAATTATAAATATAAATTTATATTATATTAATTT-
GACCAAATTAGTTTATTAATTTGGTCAATTTTAATTACTGCTATTTTAT-
TATTATTATCTTTACCTGTTTGTAGCTGGGGCTATTACAATATTGTTAACA-
GATCGTAATTTAAATACTACCTTTTTTGATTTTTCTGGAGGAGGGGATC-
CAATTTTATTTCAACATTTATTT.

Holotype ♀. Guanacaste, Sector Pitilla, Estación Quica, 10.99697, -85.39666, 470 meters, caterpillar collection date: 22/i/2010, wasp eclosion date: 10/ii/2010 one of two wasps that emerged from the same host caterpillar. Depository: CNC.

Host data. Gregarious parasitoid of elachJanzen01 Janzen764 (Depressariidae) feeding on *Microgramma percussa* (Polypodiaceae).

Caterpillar and holotype voucher codes. 10-SRNP-70422, DHJPARG0038344.

Paratypes. Hosts = elachJanzen01 Janzen764. 1 specimen same data as holotype and DHJPARG0043056. Depository: CNC.

Etymology. *Hormius gustavoinduni* is named in honor of Gustavo Induni in recognition of his enthusiastic participation in the BioAlfa process for Costa Rica, as a government employee.

***Hormius hartmanguidoi* Sharkey, sp. nov.**

<http://zoobank.org/ABA8E98B-C6A5-499F-AEC5-27681AD153B9>

Figures 236, 237

Diagnostics. BOLD:ACJ2468. Consensus barcode. TGTTTTATATTTTATATTTTGGAAATATGATCTGGAATAGTTGGTTTATCAATGAGATTAAT-TATTCGTTTAGAGTTGGGGATACCTGGAAGTTTATTAGGAAATGATCAAATTTATAATAGTATGGTTACATCTCATGCTTTTATTATAATTTTTTTTATGTTTATACCTATTATGATTGGAGGGTTTGGAAATTGGTTAGTTCCTTTAATATTAGGGTCTCCTGATATGGCTTTTCCTCGAATAAATAATATGAGATTTTGATTATTGGTTCCTTCTTTAATATTATTAATTTTTTAGTG-GATTATTAATAATTGGGGTTGGAACAGGTTGAACATATATATCCACCTTTATCTTCATTAATTGGTCATGGAGGAATTTCTGTTGATTTAGC-



Figure 236. *Hormius hartmanguidoi* holotype.



Figure 237. Mass of tightly clumped cocoons of *Hormius hartmanguidoi* (DHJPAR0050996) inside the lightly silked leaves of the cocoon of *Dichomeris* Janzen703.

TATTTTTTCTTTACATTTAGCTGGTATTTCTTCAATTATAGGAGCTAT-
 TAATTTTATTTCAACAATTTTAAATATAAATTTGTATTATATAAAATTG-
 GATCAGATTAATTTATTAATTTGATCTATTTAATTACTGCTATTTTAT-
 TATTATATCTTTACCTGTATTAGCAGGGGCTATTACTATATTTAACT-
 GATCGTAATTTAAATACAACATTTTTTTGATTTTTTCAGGTGGAGGAGATC-
 CAATTTTATTTCAACATTTATTT.

Holotype ♀. Sector Rincon Rain Forest, Camino Rio Francia, 10.90425, -85.28651, 410 meters, caterpillar collection date: 14/xii/2012, wasp eclosion date: 11/i/2013, one of seven wasps that emerged from the same host caterpillar. Depository: CNC.

Host data. Gregarious parasitoid of *Dichomeris* Janzen703 (Gelechiidae) feeding on leaves of *Lepidaploa tortuosa* (Asteraceae).

Caterpillar and holotype voucher codes. 12-SRNP-87112, DHJPAR0050996.

Paratypes. 6 specimens, same data as holotype. Depository: CNC.

Etymology. *Hormius hartmanguidoi* is named in honor of Hartman Guido in recognition of his long-standing support for the biomonitoring of ICE's biomonitoring of PL12 geothermal project.

***Hormius hectoraritari* Sharkey, sp. nov.**

<http://zoobank.org/82476464-10D8-42D5-A1F7-D222D97E540E>

Figure 238

Diagnostics. BOLD:ADY6062. Consensus barcode. ATTATATTTTATCTTTG-
 GAATATGGTCAGGTATATTAGGGTTATCAATAAGTTTAAATTATTCGAATA-



Figure 238. *Hormius hectoraritai*, holotype.

GAGTTGGGGATACCAGGAAGGTTGTTAGGTAATGATCAAATTTATAATAC-
 GATGGTGACAGCTCATGCATTTATTATAATTTTTTTTATAGTTATAACCAAT-
 TATGATGGGGGGTTTGGAAATTTTTTAATTCCTTTAATATTAGGGGCTC-
 CTGATATAGCTTTCCCTCGAATAAATAATATAAGGTTTTGATTTAATTC-
 CTTCTTTAATTTTATTAATTTTAAGAAGGTTATTAATAACAGGGGTAGG-
 TACAGGTTGAACAATATATCCTCCTTTATCTTTATTATTAGGACATGGAG-
 GTATTTCTGTAGATTTATCAATTTTTCTTTACATTTAGCAGGAATTTTCAT-
 CAATATGGGGGCAATTAATTTTATTACAACATTTTTAATATAAATTTATT-
 TACAATAAAATAGATCAAATTTATTTATTAGTTTGATCTGTAATAATTACT-
 GCTTTTTTATTATTATTATCATTACCTGTATTAGCGGGGGCTATCACAAT-
 ATTATTAACAGATCGTAATTTAAATACAAGATTTTTTGATTTTTTCAG-
 GAGGGGGGGATCCTATTTTATTTCAACATTTATT.

Holotype ♀. Guanacaste, Sector Pailas Dos, PL12-3, 10.7631, -85.3344, 820 me-
 ters, Malaise trap, 5/ii/2015. Depository: CNC.

Host data. None.

Holotype voucher code. BIOUG44643-B02.

Paratypes. None.

Etymology. *Hormius hectoraritai* is named in honor of Hector Arita attending the international NSF-funded planning meeting for the All Taxa Biodiversity Inventory (ATBI) of Terrestrial Systems, and contributing his wisdom to the planning that was the founding of Costa Rica's national BioAlfa today.

***Hormius hesiquiobenitezi* Sharkey, sp. nov.**

<http://zoobank.org/D599128A-DA41-4DCA-B6E3-4D9A2E7F4F18>

Figure 239

Diagnostics. BOLD:ACJ1489. Consensus barcode. AGTTTTATATTTTT-TATTTGGTATATGATCTGGAATAATTGGATTATCAATAAGTTTAATTATTC-GATTAGAATTAGGTATAACCAGGTAGTTTATTAGGAAATGACCAAATTTA-TAATAGAATAGTAACCGCTCATGCTTTTATTATAATTTTTTTTTATAGTCAT-ACCAATTATAATTTGGAGGTTTTGGAAATTGATTAATTCCTTTAATAATAG-GATCTCCTGATATAGCTTTTCCCTCGAATAAATAATATAAGGTTTTGATT-ATTAATTCCTTCATTAATAATATTAGTTTTTAGGGGTTTATTAATATTG-GAGTTGGAAGTGGTTGAACTATATATCCTCCTTTGTCTTCATTAATTG-GACAYAGAGGTATTTCTGTTGATTGGCAATTTTTTCTTTACATT-TAGCTGGAATTTCTTCAATTATAGGAGCTATTAATTTTATTTCTA-CAATTATAAATATAAATTTATATTATATAAAAATTTGATCAGATTAGAT-TATTAATTTGATCAATTTTAATTAATTAATTAATTAATTAATTAATTAAT-TACCTGTTTTAGCTGGGGCTATTACAATATTATTAACAGATCGTAAT-TTGAATACAACTTTTTTTTGATTTTTCTGGAGGAGGTGATCCAATTT-TATTTCAACATTTATTT.



Figure 239. *Hormius hesiquiobenitezi*, holotype.

Holotype ♀. Guanacaste, Sector Santa Rosa Bosque San Emilio, 10.8438, -85.6138, 300 meters, Malaise trap, 23/iv/2012. Depository: CNC.

Host data. None.

Holotype voucher code. BIOUG07617-B11.

Paratypes. BIOUG07616-G03, BIOUG07458-G07. Depository: CNC.

Etymology. *Hormius hesiquiobenitezi* is named in honor of Hesiquio Benitez attending the international NSF-funded planning meeting for the All Taxa Biodiversity Inventory (ATBI) of Terrestrial Systems, and contributing his wisdom to the planning that was the founding of Costa Rica's national BioAlfa today.

***Hormius irenecanasae* Sharkey, sp. nov.**

<http://zoobank.org/DA4FC36C-9779-4981-B486-697903800D97>

Figures 240, 241

Diagnostics. BOLD:ACB2774. Consensus barcode. AGTTTATATTTT-TATTTGGAATGTGAGCTGGAATAGTTGGTTTATCAATGAGTT-TAATTATTCGTTTAGAATTAGGTATACCAGGTAGATTATTAGG-



Figure 240. *Hormius irenecanasae* holotype.

TAATGATCAAATTTATAATAGTATAGTYACTGCTCATGCTTTTATT-
 ATAATTTTTTTTATAGTTATAACCAATTATAAATGGGGGWTTTG-
 GAAATTGATTAGTTCCATTAATAATAGGTGCYCCTGATATAGCTTTTC-
 CTCGAATAAATAATATAAGTTTTTGGATTATTAATTCCTTCTTTAAT-
 ATTATTAATTTTTAGGGGATTATTAATATTTGGRGTTGGTACTG-
 GTTGAACAATATATCCTCCTTTATCTTCTTTAATTGGRCATGGAG-
 GAATTTCTGTTGATTTAGCAATTTTTTCTTTACATTTAGCTG-
 GAATTTCTTCAATTATAGGAGCTATTAATTTTATTTCAACAATTT-
 TAAATATAAATTTATATTATATAAAATTTGATCAGATTAGATTAT-
 TAATTTGATCAATTTTAATTAATGCTATTTTATTATTATTATCWT-
 TACCTGTTTTTRGCTGGGGCTATTACAATATATTAACAGATCGTAAT-
 TAAATACTACTTTTTTTGATTTTTTCAGGAGGGGGGGACCCAATTT-
 TATTTCAACATTTATTT.

Holotype ♀. Sector Rincon Rain Forest, Rio Francia Arriba, 10.89666, -85.29003, 400 meters, caterpillar collection date: 04/iii/2012, wasp eclosion date: 17/iii/2012, 1 wasp eclosed.

Host data. Apparently solitary parasitoid of gelJanzen01 Janzen235 (Gelechiidae) feeding on *Croton schiedeanus* (Euphorbiaceae). Depository: CNC.

Caterpillar and holotype voucher codes. 12-SRNP-40926, DHJPAR0049383.



Figure 241. Single cocoon of *Hormius ireneanasae* of wasp DHJPAR0049383 glued to the leaf nest of its host caterpillar.

Paratypes. Host = *Asturodes fimbriauralis*DHJ02 (Crambidae): DHJPAR0052293. Depository: CNC.

Etymology. *Hormius irenecanasae* is named for Irene Cañas in recognition of her broad-minded attitude about integrating Costa Rican wild biodiversity conservation with industrial geothermia.

***Hormius isidrochaconi* Sharkey, sp. nov.**

<http://zoobank.org/99BB873D-19B6-43F9-ACF4-BA639E6581F6>

Figures 242, 243

Diagnosics. BOLD:AAT8859. Consensus barcode. ATTATTATATTTTT-TATTTGGGATATGAGCTGGAATAGTTGGTTTATCAATAAGTTTAAAT-TATTCGTTTAGAATTAGGTATACCTGGGAGATTATTAGGTAATGAT-CAAATTTATAATAGAATCGTTACTGCACATGCTTTTGTAATAATTTTTTT-TATAGTTATACCAATTATAATTGGAGGTTTTGGAAATTGATTAGTTCCTT-TAATATTAGGTTACACCTGATATAGCTTTTCCACGAATAAATAATATAA-GATTTTGGTTATTAGTTCCTTCTTTATTTATATTAATTTTTTAGAG-GTTTATTAATGTGGGAGTTGGTACGGGTTGAACTATATATCCTC-CTTTATCTTCATTGATTGGTCATGGGGGAGTGTCTGTTGATTTGGC-TATTTTTTCTTTACATTTAGCTGGAATTTCTTCTATTATGGGGGCAG-TAAATTTTATTTCAACAATTTTAAATATAAAATTATTTAATATAAAATTT-GATCAAATTAATTTATTAATTTGATCAATTTAATTACTGCTATTTTATT-



Figure 242. *Hormius isidrochaconi* holotype.



Figure 243. Typical *Hormius* cocoons of *Hormius isidrochaconi*, tightly adjacent and angled, sandwiched between two leaf surfaces in the caterpillar pupal chamber next to the caterpillar cadaver (09-SRNP-21577).

ATTATTATCTTTACCTGTTTTGGCAGGGGCTATTACTATATTTATTA
 ACTGATCGAAATTTAAATACAACATTTTTTGATTTTTCTGGTGGTGGT
 GATCCAATTTTATTTCAACATTTATTT.

Holotype ♀. Guanacaste, Sector El Hacha, Sendero Bejuquilla, 11.03004, -85.52699, 280 meters, caterpillar collection date: 18/vi/2009, wasp eclosion date: 30/vi/2009. Depository: CNC.

Host data. Gregarious parasitoid of *Antaeotricha* BioLep38 (Depressariidae) feeding on *Arrabidaea chica* (Bignoniaceae).

Caterpillar and holotype voucher codes. 09-SRNP-21577, DHJPAR0041628.

Paratypes. None.

Etymology. *Hormius isidrochaconi* is named to honor Sr. Isidro Chacon of San José, Costa Rica in recognition of his 40 years of cataloguing and taxonomizing the Lepidoptera of Costa Rica, and supporting the founding and development of INBio, the National Biodiversity Institute of Costa Rica.

***Hormius jayallegosi* Sharkey, sp. nov.**

<http://zoobank.org/214A1D23-845A-4131-AFFB-EFE23C3538F0>

Figures 244, 245

Diagnostics. BOLD:ACK6504. Consensus barcode. AGTTTTATATTTTTT
 TATTTGGTATGTGATCTGGAATAGTTGGTTTGTCAATAAGTTTAAT
 TATTCGATTGGAATTAGGTATAACCAGGTAGATTATTAGGTAATGAT
 CAAATTTATAATAGAATAGTTACTGCTCATGCTTTTATTATAATTTTTTTT.



Figure 244. *Hormius jaygallegosi* holotype.

TATAGTTATACCTATTATAATTGGTGGATTTGGAAATTGGTTAGTTCCTT-
 TAATAATAGGGTCTCCTGATATAGCTTTTCCACGAATAAATAATATAA-
 GTTTTTGATTATTAATTCCTTCATTAATATTATTAATTTTTAGTG-
 GTTTATTAATATTGGGGTTGGAAGTGGGTGAACAATATATCCTC-
 CTTTATCTTCTCTTATTGGTCATAGAGGAATTTCTGTTGATTAG-
 CAATTTTTCTTTACATTTAGCAGGTATTTCTTCAATTATAGGAGCAAT-
 TAATTTTATTTCTACAATTTTAAATATAAATTTATATTATATAAAGTTT-
 GATCAAATTAGTTTATTAATTTGGTCTATTTAATTACTGCTATTTAT-
 TATTATATCTTTACCTGTTTTAGCGGGAGCTATTACTATATATTAACA-
 GATCGAAATTTAAATACTACTTTTTTTGATTTTTCTGGAGGTGGGGATC-
 CAATTTATTCAACATTTATTI.

Holotype ♀. Guanacaste Sector El Hacha, Sendero Bejuquilla, 11.03004, -85.52699, 280 meters, caterpillar collection date: 17/xii/2003, wasp eclosion date: 08/i/2004, one of 11 wasps that emerged from the same host caterpillar. Depository: CNC.

Host data. Gregarious parasitoid of *Cliniodes opalalis* (Crambidae) feeding on *Daphnopsis americana* (Thymelaeaceae).

Caterpillar and holotype voucher codes. 03-SRNP-38276, DHJPAR0029001.



Figure 245. Irregular mass of cocoons of *Hormius jaygallegosi* (DHJPAR0062198) filling the rolled leaf nest of *Clinodes opalalis*.

Paratypes. Host = *Cliniodes opalalis*: 10 specimens, same data as holotype and DHJPAR0062198, DHJPAR0029014, DHJPAR0029015, DHJPAR0029023, DHJPAR0029025. Depository: CNC.

Etymology. *Hormius jaygallegosi* is named for Jay Gallegos in recognition of Mes-oamerica (IEDO) moral and financial support for the IEDO electric power line highly positive interaction with Sector Mundo Nuevo of ACG.

***Hormius jimbeachi* Sharkey, sp. nov.**

<http://zoobank.org/B5C574B4-17A7-4107-A802-A3A4D4DDF6A8>

Figure 246

Diagnostics. BOLD:ADB3326. Consensus barcode. TTTTATTGGTATATG-GTCTGGAATATTAGGGTTATCAATAAGATTAATTATTCGTTTAGAGT-TAGGTATGCCTGGGAGATTATTAGGTAATGATCAAATTTATAATA-GAATAGTAACAGCTCATGCATTTGTTATAATTTTTTTTATAGTGA-TACCAATTATAATTGGAGGATTTGGAAATTGGTTAATTCCTTTAAT-ATTAGGGTCACCTGATATGGCTTTTCCTCGAATAAATAATATAA-



Figure 246. *Hormius jimbeachi*, holotype.

GGTTTTGATTATTAGTTCCTTCTTTAATATTATTAATTTTTAGGG-
 GATTATTAATATTGGGGTTGGTACAGGTTGAACTATTTATCCTC-
 CTTTATCTTCTTTAATTGGTCATAGAGGAATTCAGTTGATTAG-
 CAATTTTTCTTTACACTTAGCAGGGGCATCTTCTATTATAGGGGCAAT-
 TAATTTTATTACAACATTTTGAATATAAATTTATATATAAAAAATAGAT-
 CAAATTAGTTTATTAATTTGATCAATTATAATTACGGCTATTTATTATT-
 ATTATCATTACCTGTATTAGCT-----

Holotype ♀. Guanacaste, Sector Pailas Dos, PL12-7, 10.7612, -85.3353, 791 meters, Malaise trap, 5/vi/2014. Depository: CNC.

Host data. None.

Holotype voucher code. BIOUG29355-F10.

Paratypes. None.

Etymology. *Hormius jimbeachi* is named in honor of Jim Beach attending the international NSF-funded planning meeting for the All Taxa Biodiversity Inventory (ATBI) of Terrestrial Systems, and contributing his wisdom to the planning that was the founding of Costa Rica's national BioAlfa today.

***Hormius jimlewisii* Sharkey, sp. nov.**

<http://zoobank.org/AD9446B8-1288-4EDC-AF23-6F76EC7BC9A7>

Figures 247, 248

Diagnostics. BOLD:AAK5352. Consensus barcode. RRKTTTATATTTT-TATTTGGAATGTGAGCTGGRATAATTGGTTTATCAATGAGTTTAAT-TATTCGTTTAGAATTAGGAATACCAGGAAGATTRTTGGGTAATGATCAAATTTATAATAGTATAGTAACTGCYCATGCTTTTATTATAATTTT-TATAGTTATACCAATTATAATTGGGGGATTTGGTAATTGATTGGTYCCTT-TAATAATAGGRGCYCCTGATATGGCTTTYCCTCGAATAAATAATATAA-GTTTTTGATTATTAATTCCTTCTTTAATATTTAATTTT TAGAG-



Figure 247. *Hormius jimlewisii* holotype.

GTTTATTGAATATTGGGGTTGGTACTGGTTGAACAATATATCCAC-
 CTTTATCTTCATTGATTGGTCATGGAGGAATTTCTGTTGATTTAG-
 CAATTTTTCTTTACATTTAGCTGGAATTTCTTCAATTATRGGAGCAAT-
 TAATTTTATTTCAACAATTTTAAATATAAATTTATATTATATAAAATTT-
 GATCAAATTAGATTATTAATTTGATCAATTTTAATTACTACTATTTTAT-
 TATTATTATCATTACCTGTTTTAGCTGGAGCTATTACAATATTATTAACA-
 GATCGTAATTTAAATACTACTTTTTTTTGATTTTTTCAGGAGGGGGGGATC-
 CAATTTTATTTTCAGCATTTTATTT.

Holotype ♀. Guanacaste, Sector Santa Rosa, Area Administrativa, 10.83764, -85.61871, 295 meters, caterpillar collection date: 03/xi/1995, wasp eclosion date: 18/xi/1995, one of two wasps that emerged from the same host caterpillar. Depository: CNC.

Host data. Gregarious parasitoid of *Salbia cassidalis* (Crambidae) feeding on *Lasiacis sorghoidea* (Poaceae).

Caterpillar and holotype voucher codes. 95-SRNP-10855, DHJPAR0030617.

Paratypes. Hosts = *Salbia cassidalis*, *Orphanostigma haemorrhoidalis* (Crambidae). 1 specimen same data as holotype, and DHJPAR0030615, DHJPAR0038122, DHJPAR0042956, DHJPAR0047155, DHJPAR0051229. Depository: CNC.

Etymology. *Hormius jimlewisei* is named in recognition of Jim Lewis' long years of curating the Hemiptera and other insects of the former INBio national insect inventory.

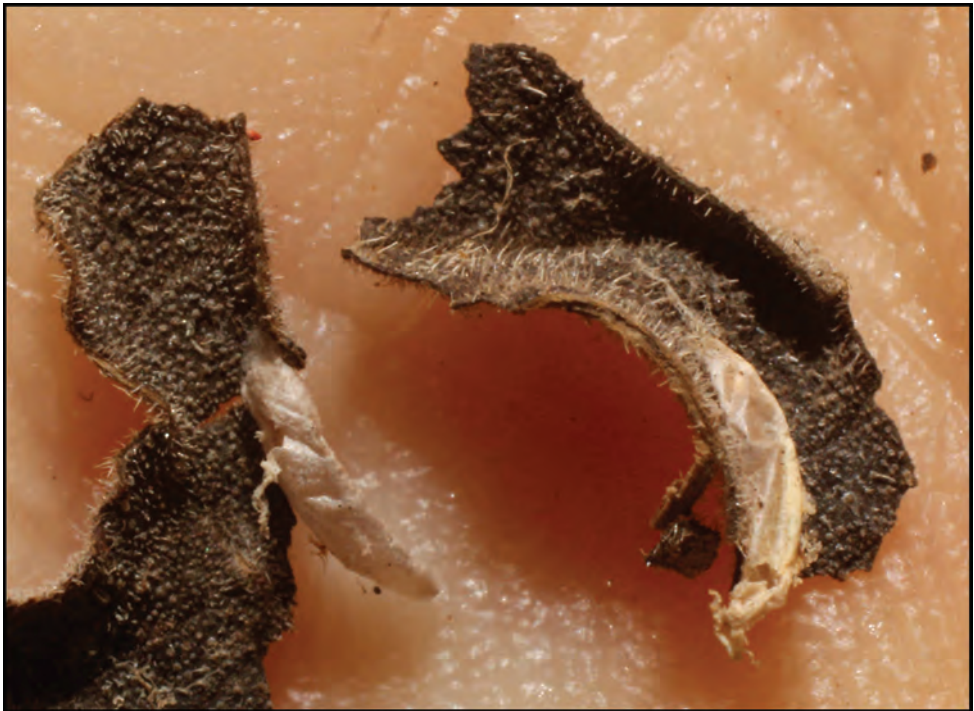


Figure 248. Two white scattered cocoons of *Hormius jimlewisei* (DHJPAR0047155) glued to the leaf fragments of the larval nest.

***Hormius joelcracrafti* Sharkey, sp. nov.**

<http://zoobank.org/BA3B94CB-C04E-44DC-A7FF-8BA71C29BA93>

Figure 249

Diagnostics. BOLD:ACX9208. Consensus barcode. ATTTTATATTTTTTATT-AGGTATATGATCTGGTATATTAGGTTTATCAATAAGATTAATTATTCGTT-TAGAGTTAGGAATACCTGGAAGATTGTTAGGGAATGATCAGATTTA-TAATAGAATAGTTACTGCACATGCATTTATTATAATTTTTTTTTATAGT-TATACCAATTATAATTGGTGGATTGGGAATTGGTTAGTTCCTT-TAATATTAGGTTCCACCTGATATAGCTTTTCCTCGAATAAATAATATAA-GGTTTTGATTATTGATTCCTTCATTAATATTATTAATTTTTTAGTAGTT-TATTAATATTGGGGTTGGTACAGGTTGAACTATTTATCCTC-CTTTGTCTTCATTAATTGGTCATAGGGGGATTTCAGTTGATATAG-CAATTTTTCTTTACATTTAGCGGGTGTATCTTCTATTATAGGGGCAAT-TAATTTTATTACTACTATTTTAAATATAAATTTATATATAAAAATAGATCA-GATTAGTTTATTAATTTGATCTATTATAATTACAGCAATTTTATTATTAT-TATCTTTACCAGTTTTGGCTGGAGCTATTACAATACTTTTAACTGATCG-GAAT-----.

Holotype ♀. Guanacaste, Sector San Cristobal, Estación San Gerardo, 10.8801, -85.389, 575 meters, Malaise trap, 24/ii/2014. Depository: CNC.



Figure 249. *Hormius joelcracrafti*, holotype.

Host data. None.

Holotype voucher code. BIOUG24700-H07.

Paratypes. None.

Etymology. *Hormius joelcracrafti* is named in honor of the participation of Joel Cracraft in the international NSF-funded planning meeting for the All Taxa Biodiversity Inventory (ATBI) of Terrestrial Systems, and contributing his wisdom to the planning that was the founding of Costa Rica's national BioAlfa today.

***Hormius johanvalerioi* Sharkey, sp. nov.**

<http://zoobank.org/3ED79B6C-D600-4BBA-BC5F-9685E240D355>

Figure 250

Diagnostics. BOLD:ACC1525. Consensus barcode. TGTTTTATATTTTT-TATTTGGAATATGATCTGGTATAATTGGTTTATCAATAAGATTAAT-TATTCGTTTAGAATTAGGGATACCGGGAAGATTATTGGGGAATGAT-CAAATTTATAATAGTATAGTTACAGCTCATGCTTTTATTATAATTTTTTT-TATAGTTATACCTATTATAATTGGAGGGTTTGGGAATTGGTTAATTC-CATTGATATTAGGATCTCCTGATATAGCTTTTCCTCGAATAAATAATATAA-




Figure 250. *Hormius johanvalerioi*, holotype.

GATTTTACTATTAATTCCTTCTTTAATATTATTAGTTTTTLAGAG-GTATTTTAAATATTGGTGTGGTACAGGTTGAACAATATATCCTC-CTTTGTCTTCATTAATTGGTCATGGTGGAAATTTCTGTTGATTTAGC-TATTTTTTTCATTACATTTAGCTGGTATTTCTTCAATTATAGGAGCTAT-TAATTTTATTTCAACTATTTTAAATATAAAATTTATATTATATAAAGTTA-GATCAAATTAGATTATTAATTTGATCTATTTAATTAAGTCTATTTTATT-ATTATTGTCTTTACCTGTTTGTAGCTGGTGCATTAAGTCTATTTAAGT-GATCGTAATTTAAATACAACATTTTTCGATTTTCTGGTGGGGGGGATC-CAATTTTATTTCAACATTTATTT.

Holotype ♀. Guanacaste, Sector Pitilla, Sendero Laguna, 10.9888, -85.42336, 680 meters, caterpillar collection date: 22/ix/2012, wasp eclosion date: 06/x/2012, one of five wasps that emerged from the same host caterpillar. Depository: CNC.

Host data. Gregarious parasitoid of *Mictopsichia* Janzen340 (Tortricidae) feeding on *Marcgravia nervosa* (Marcgraviaceae).

Caterpillar and holotype voucher codes. 12-SRNP-31369, DHJPAR0050059.

Paratypes. Four specimens, same data as holotype. Depository: CNC.

Etymology. *Hormius johannvalerioi* is named in honor of Johan Valerio for his direct role in environmental management of ICE projects in Sector Mundo Nuevo of ACG.

***Hormius johnburleyi* Sharkey, sp. nov.**

<http://zoobank.org/EFACFD4C-4B47-4AE0-A110-44A57E9D5183>

Figure 251

Diagnostics. BOLD:ADA5377. Consensus barcode. TATTTTATATTTTT-TATTTGGAATGTGATCAGGAATATTAGGTTTATCAATAAGATTAAT-TATTCGTTTAGAATTAGGGATACCTGGTAGATTATTAGGTAATGAT-CAAATTTATAATAGGATAGTTACTGCTCATGCTTTTATTATAATTTTTTT-TATAGTTATGCCAATTATGATTGGGGGATTTGGAAATGATTAATTCCTT-TAATATTAGGATCACCTGATATAGCTTCCCTCGAATAAATAATATAA-GGTTTTGATTATTAATTCCTTCATTAATATTATTAATTTTTTAGAG-GATTATTAATATTGGGGTTGGGACGGGATGAACTGTTTATCCTC-CATATCTTCTTTAATTGGTCATAGGGGGATTTCTGTAGATTTAG-CAATTTTTCTTTGCATTTGGCTGGTTCATCAATTATAGGGGCAAT-TAATTTTATTACTACTATTTTAAATATGAATTTATATATAAAAATAGAT-CAAATTAATTTATTAATTTGATCTATTATAATTACGGCAATTTTATTAT-TATTATCATTACCAGTTTTGGCTGGGGCTATTACTATACTTTTAACT-GATCGAAATTTAAATACAACATTTTTTTGATTTTTCTGGGGGGGAGATC-CTATTTTGTTCACATTTATTT.

Holotype ♂. Alajuela, Sector San Cristobal. Sendero Huerta, 10.88, -85.389, 575 meters, Malaise trap, 28/iv/2014. Depository: CNC.



Figure 251. *Hormius johnburleyi*, holotype.

Host data. None.

Holotype voucher code. BIOUG28377-A03.

Paratype. BIOUG28377-D02. Depository: CNC.

Etymology. *Hormius johnburleyi* is named in honor of John Burley attending the international NSF-funded planning meeting for the All Taxa Biodiversity Inventory (ATBI) of Terrestrial Systems, and contributing his wisdom to the planning that was the founding of Costa Rica's national BioAlfa today.

***Hormius joncoddingtoni* Sharkey, sp. nov.**

<http://zoobank.org/6BD70EC2-D34F-4774-B6B7-D9E48B2584D3>

Figure 252

Diagnostics. BOLD:ADA9980. Consensus barcode. AATTTTATATTTT-TATTTGGTATATGATCAGGTATATTAGGTTTATCAATAAGTTTGATT-GTTTCGTTTAGAGTTAGGAATACCTGGAAGAATATTAGGGAATGAT-CAAATTTATAATAATATAGTTACTGCTCATGCTTTTATYATAATTTTTTT-TATAGTTATACCAATTATAATTGGGGGGTTTGGAAATTGATTAATTCCTT-TAATATTAGGGTCTCCTGATATGGCTTTTCCACGAATAAATAATATAA-GATTTTGATTATTAATTCCTTCATTAATATTATTAATTTT TAGTGGRTTAT-



Figure 252. *Hormius joncoddingtoni*, holotype.

TAAATATTGGGGTTGGGACAGGATGAACTATTTATCCTCCATTATCTTCTT-
 TAATTGGACATAGAGGTATTTCTGTTGATTTAGCTATTTTTCTTTACATT-
 TAGCTGGTGCTTCTTCAATTATAGGGGCAATTAATTTTATTACTACTATTT-
 TAAATATAAATTTATATATAAAAATAGATCAAATTAATTTATTAATTTGATCT-
 ATTATAATTACAGCAATTTTATTATTGTTGTCTTTACCAGTTTTAGCTGGT-
 GCYATTACTATACTTTTAACTGATCGAAATTTAAAT.

Holotype ♀. Guanacaste, Sector Pailas Dos, PL12-9, 10.76, -85.3341, 809 me-
 ters, Malaise trap, 16/x/2014. Depository: CNC.

Host data. None.

Holotype voucher code. BIOUG29696-G02.

Paratypes. BIOUG29696-F02, BIOUG29696-E09. Depository: CNC.

Etymology. *Hormius joncoddingtoni* is named in honor of Jon Coddington for his participation in the international NSF-funded planning meeting for the All Taxa Bio-
 diversity Inventory (ATBI) of Terrestrial Systems, and contributing his wisdom to the
 planning that was the founding of Costa Rica's national BioAlfa today.

***Hormius jorgecarvajali* Sharkey, sp. nov.**

<http://zoobank.org/39209A1A-40EC-4844-B100-E84809DA8EF0>

Figures 253, 254

Diagnostics. BOLD:AAW4502. Consensus barcode. AGTTTTATATTTTT-TATTTGGTATATGATCTGGAATATTAGGGTTATCAATAAGATTAATTATTC-GATTAGAATTAGGTATACCTGGAAGATTATTAGGTAATGATCAAAT-TATAATAGTATAGTAACTGCTCATGCATTTATTATAATTTTTTTTTATAGT-TATACCAATTATAATTTGGAGTTTTGGAAATTGATTAATTCCTTTAAT-ATTAGGGTCTCCTGATATAGCTTTTCTCCTCGTATAAATAATATAAGTTTTT-GATTATTAGTTCCCTTCTTTAATAATTATTAATTTTTAGAGGAATTTTAAAT-GTAGGGGTTGGTACTGGATGAACTATATATCCTCCTTTATCATCTCT-TATTTGGTCATAGGGGTATTTTCAGTTGATTTAGCTATTTTTTCTTTA-CATTTAGCTGGTATATCTTCTATTATAGGAGCTATTAATTTTATTTCAAC-TATTTTAAATATAAAATTTATATTATRTAAAATTAGATCAAATTAATTT-ATTAATTTGATCAATTTTAAATTACTGCAATTTTATTATTRTTATCTT-TACCTGTATTAGCTGGAGCTATTACAATATTATTAAGTATCGTAAT-TTAAATACAACTTTTTTTGATTTTTCTGGTGGAGGAGACCCTATTT-TATTTCAACATTTATTT.

Holotype ♀. Alajuela, Sector Rincon Rain Forest, Quebrada Escondida, 10.89928, -85.27486, 420 meters, caterpillar collection date: 19/vii/2011, wasp emergence date: 29/vii/2011, one of two wasps that emerged from the same host caterpillar. Depository: CNC.



Figure 253. *Hormius jorgecarvajali*, holotype.



Figure 254. Single white cocoon of *Hormius jorgecarvajali* (DHJPAR0038357), a variably gregarious species with clutches ranging from one to four parasitoid larvae per caterpillar.

Host data. Sometimes gregarious parasitoid of *Desmia octomaculalis* (Crambidae) feeding on *Notoplura uliginosa* (Rubiaceae).

Caterpillar and holotype voucher codes. 11-SRNP-43374, DHJPAR0055451.

Paratypes. Hosts = *Desmia ploralis*, *Desmia octomaculalis*. 1 specimen same data as holotype, and DHJPAR0041689, DHJPAR0051039, DHJPAR0054838, DHJPAR0064146, DHJPAR0064159, DHJPAR0051039, DHJPAR0038269, DHJPAR0038357, DHJPAR0064159 (four specimens do not show in the BOLD BIN because they have relatively short barcodes, but by their host caterpillars and tight clustering in the NJ tree, they are unambiguously *Hormius jorgecarvajali*). Depository: CNC.

Etymology. *Hormius jorgecarvajali* is named in honor of Jorge Carvajal, the decades-long logistics facilitator for INBio and now, BioAlfa in its temporary residence in the INBio facilities.

***Hormius juanmatai* Sharkey, sp. nov.**

<http://zoobank.org/9670E02D-2E91-43FF-8C07-33998B1598CD>

Figures 255, 256

Diagnostics. BOLD:AAT9025. Consensus barcode. AGTTTTATATTTTT-TATTTGGAATRTGATCTGGAATAATTGGTTTATCAATAAGATTAAT-TATTCGTTTAGAATTAGGAATACCTGGAAGTTTATTAGGTAATGATCAAATTTATAATAGAATAGTTACAGCTCATGCTTTTATTATAATTTTTTT-TATAGTTATACCTATTATRATTGGGGGATTTGGAAATTGATTAGTTCCATTAATATTAGGATCACCTGATATRGCTTTTCCTCGAATAAATAATATAAGATTTTGATTATTAGTTCCTTCWTTAATGTTATTAATTTTTTAGAGGTATATTAATATTGGGGTTGGAACAGGTGAACAATATATCCTCCTTTATCTTCATTAATTGGTCATGGAGGAATTTCTGTTGATTTAGCTATTTTTTCATTACATTTAGCTGGTATTTCTTCTATTATAGGGGCTATTAATTTTATTTCAACAATTTTAAATATAAATTTATATTATATAAAGTTA-



Figure 255. *Hormius juanmatai*, holotype.



Figure 256. Two separated cocoons of *Hormius juanmatai* (DHJPAR0041552) that were tightly but irregularly clustered in the pupal chamber of the ultimate instar caterpillar.

GATCAAATTAGTTTATTAATTTGATCTATTTTAATTACTGCTATTTTRT-TATTATATCTTTACCAGTTT TAGCTGGAGCTATTACTATATTTAACT-GATCGAAATTTAAATACAACATTTTTTGGATTTTTCTGGAGGAGGAGATC-CAATTTTATTTCAACATTTATTT.

Holotype ♀. Guanacaste, Sector Mundo Nuevo, Mamones, 10.77074, -85.42874, 365 meters, caterpillar collection date: 10/xii/2010, wasp eclosion date: 28/xii/2010, one of five wasps that emerged from the same host caterpillar. Depository: CNC.

Host data. Gregarious parasitoid of *Palpusia Solis25* (Crambidae) feeding on *Guettarda macrosperma* (Rubiaceae).

Caterpillar and holotype voucher codes. 10-SRNP-57322, DHJPAR0041552.

Paratypes. Hosts = *Palpusia Solis25* and *Asturodes fimbriauralis* (Crambidae). 4 specimens, same data as holotype, and DHJPAR0050993. Depository: CNC.

Etymology. *Hormius juanmatai* is named to honor Juan Mata of San José, Costa Rica and the former INBio insect collection in Santo Domingo de Heredia, and for his diligent skill in creating images for publications from the INBio collections.

***Hormius manuelzumbadoi* Sharkey, sp. nov.**

<http://zoobank.org/D496C3F5-A0C8-445D-8B40-6F382123398B>

Figures 257, 258

Diagnostics. BOLD:AAD0121. Consensus barcode. TGTTTTATATTTTT-TATTTGGAATGTGGTCTGGAATAATTGGTTTATCAATAAGATTAAT-



Figure 257. *Hormius manuelzumbadoi* holotype.

TATTCGTTTAGAATTAGGAATACCTGGAAGTTTATTAGGTAATGAT-
CAAATTTATAATAGTATAGTTACAGCTCATGCTTTTATTATAATTTTTT-
TATAGTTATACCTATTATGATTGGAGTTTTGGAAATTGATTAGTTCCTT-
TAATATTAGGGTCTCCTGATATGGCTTTTCCTCGAATAAATAATATAA-
GTTTTTGTTATTAATTCCTTCTTTAATATTATTGATTTTTAGAG-
GTATATTAATATTGGAGTTGGAACAGGTTGAACAATATATCCTC-
CTTATCTTCATTAATTGGTCATGGTGAATTTCTGTTGATTTAGC-
TATTTTTCTTTACATTTAGCTGGTATTTCTTCAATTATAGGAGCTAT-
TAATTTTATTTCAACTATTTTAAATATAAATTTATATAATATAAAATTG-



Figure 258. Four white scattered cocoons of *Hormius manuelzumbadoi* (DHJPAR0049109) glued to the wall of the caterpillar rearing container.

GATCAAATTAGTTTATTGATTTGATCTATTTTAATTACTGCTATTTTAT-
TATTATTATCTTTACCAGTGTTAGCTGGAGCTATTACTATATTATTA-
GATCGTAATTTAAATACTACTTTTTTTGATTTTTCTGGTGGAGGAGATC-
CTATTTTATTTC AACATTTATTT.

Holotype ♀. Alajuela, Sector Rincon Rain Forest, Camino Porvenir, 10.90383, -85.25964, 383 meters, caterpillar collection date: 04/v/2012, wasp eclosion date: 24/v/2012, one of 18 wasps that emerged from the same host caterpillar. Depository: CNC.

Host data. Gregarious parasitoid of *Stenoma* Janzen20 (Depressariidae) feeding on leaves of *Miconia xalapensis* (Melastomataceae).

Caterpillar and holotype voucher codes. 12-SRNP-41874, DHJPAR0049109.

Paratypes. Hosts = *elachJanzen01* Janzen01 (Depressariidae) and *Stenoma* Janzen20. 17 specimens, same data as holotype, and DHJPAR0035338, DHJPAR0049128, DHJPAR0049476. Depository: CNC.

Etymology. *Hormius manuelzumbadoi* is named in honor of Manuel Zumbado in recognition of his decades of curating Diptera in the Costa Rican national insect collection.

***Hormius mercedesfosteriae* Sharkey, sp. nov.**

<http://zoobank.org/526D53F3-A757-4C04-ADEE-AF2568270D66>

Figure 259

Diagnostics. BOLD:ACG3568. Consensus barcode. TATTTTATATTTTT-
TATTTGGAATATGAGCAGGAATATTGGGTTTATCAATAAGATTAATT-
GTTTCGTTTAGAGTTAGGAATACCTGGTAGATTATTAGGTAATGAT-
CAAATTTATAATAGAATAGTTACTGCTCATGCTTTTATTATAATTTTTTT-



Figure 259. *Hormius mercedesfosterae*, holotype.

TATAGTTATACCAATTATAATTGGTGGATTTGGAAATTGATTAATTCCTT-
 TAATATTAGGATCTCCTGATATAGCTTTTCCTCGAATAAATAATATAA-
 GTTTTTGATTATTAATTCCTTCATTATTATTATTAATTTTTAGAG-
 GATTATTAATATTGGGGTTGGAACAGGATGAACTGTTTATCCTC-
 CATTGTCTTCTTTAATTGGTCATAGTGGAATTTCTGTTGATTAG-
 CAATTTTTCTTTRCATTAGCCGGTGCTTCTTCAATTATAGGAGCAAT-

TAATTTTATTACTACTATTTTGAATATAAAATTTATATATAAAGATAGAT-
CAAATTAATTTATTGATTTGATCTATTATAATTACGGCGATTTTATTAT-
TATTATCATTACCGGTTTTGGCTGGTGCTATTACTATACTTTTAACT-
GATCGAAATTTAAATACAACCTTTTTTTGATTTTTTCGGGAGGAGGAGATC-
CAATTTTGTTTTCAACATTTATTT.

Holotype ♀. Guanacaste, Sector Santa Rosa, Bosque San Emilio, 10.8438, -85.6138, 300 meters, Malaise trap, 29/x/2012. Depository: CNC.

Host data. None.

Holotype voucher code. BIOUG09074-A02.

Paratypes. BIOUG09074-A10, BIOUG09074-A08. Depository: CNC.

Etymology. *Hormius mercedesfosterae* is named in honor of Mercedes Foster for her participation in the international NSF-funded planning meeting for the All Taxa Biodiversity Inventory (ATBI) of Terrestrial Systems, and contributing her wisdom to the planning that was the founding of Costa Rica's national BioAlfa today.

***Hormius modonnellyae* Sharkey, sp. nov.**

<http://zoobank.org/A1BDDA86-9B8E-413D-BA44-D85C274E84CF>

Figure 260

Diagnosics. BOLD:ADA9991. Consensus barcode. TATTTTATATTTTT-
TATTTGGAATATGAGCAGGAATATTGGGTTTATCAATAAGATTAATT-
GTTTCGTTTAGAGTTAGGAATACCTGGTAGATTATTAGGTAATGAT-
CAAATTTATAATAGGATAATTACTGCTCATGCTTTCATTATAATTTTTTT-
TATAGTTATACCAATTATAATTGGTGGATTTGGAAATTGATTAATTCCTT-
TAATATTAGGGTCTCCTGATATAGCTTTTCCTCGAATAAATAATATAA-
GTTTTTTGATTATTAATTCCTTTCATTAGTATTATTAATTTTTTAGAG-
GATTATTAATATTGGAGGTGGAACAGGATGAACTATTTATCCTC-
CATTGTCTTCTTTAATTGGTCATACTGGAATTTCTATTGATTTAG-
CAATTTTTTCTTTACATTTAGCTGGTGCTTCTTCGATTATAGGAGCAAT-
TAATTTTATTACTACTATTTTGAATATAAAATTTATATATAAAAATAGAT-
CAAATCAATTTATTGATTTGATCTATTATAATTACGGCGATTTTATTAT-
TATTGTCATTACCGGTTTTAGCTGGTGCTATTACTATACTTTTAACT-
GATCGAAATTTAAATACA.

Holotype ♂. Guanacaste, Sector Pailas Dos, PL12-3, 10.7631, -85.3344, 820 meters, Malaise trap, 23/x/2014. Depository: CNC.

Host data. None.

Holotype voucher code. BIOUG30201-B10.

Paratypes. BIOUG30201-B07, BIOUG30201-A12. Depository: CNC.

Etymology. *Hormius modonnellyae* is named in honor of Mo Donnelly attending the international NSF-funded planning meeting for the All Taxa Biodiversity Inventory (ATBI) of Terrestrial Systems, and contributing her wisdom to the planning that was the founding of Costa Rica's national BioAlfa today.



Figure 260. *Hormius modonnellyae*, holotype.

***Hormius nelsonzamorai* Sharkey, sp. nov.**

<http://zoobank.org/6354E5D1-DCD7-45E7-A32F-7EAAE3E2C000>

Figures 261, 262

Diagnostics. BOLD:AAM1047 Consensus barcode.

TTATCAATAAGTTTAATTATTCGATTAGAATTAGGAATACCAGG-
TAGATTATTAGGTAATGATCAGATTTATAATAGTATAGTAACCGCTCAT-
GCTTTTATTATAATTTTTTTTATAGTTATACCAATTATAATTGGGG-
GATTTGGAAATTGATTAGTACCTTTAATAATAGGTTCTCCTGA-
TATAGCTTTCCTCGAATAAATAATATAAGTTTTTGATTATTAATCCC-



Figure 261. *Hormius nelsonzamorai* holotype.



Figure 262. Nine neatly arrayed white cocoons of *Hormius nelsonzamorai* (DHJPAR0035445) that were glued to the leaf wall of the larval nest, over the cadaver, revealed by stripping off one wall of the collectively spun cover of the cocoons.

CTCTCTTATATTGTTGATTTTTAGAGGTTTATTAATATTGGGGTTGG-
 GACTGGTTGGACAATTTATCCTCCTTTGTCTTCATTAATTGGTCATA-
 GAGGAATTTCTGTTGATTTAGCAATTTTTCTTTACATTTAGCTG-
 GAATTTCTTCAATTATAGGAGCTATTAATTTTTATTTCAACAATTT-
 TAAATATAAATTTATATTATATAAAATTTGATCAGATTAGATTATTAATTT-

GATCTATTTTAATTACTGCTATTTTATTATTATTGTCTTTACCTGTTT-
TAGCTGGAGCTATTACAATATTATTGACGGATCGAAATTTAAATA-
CAACTTTTTTTGA-----.

Holotype ♀. Alajuela, Sector Rincon Rain Forest, Estación Llanura, 10.93332, -85.25331, 135 meters, caterpillar collection date: 12/vi/2009, wasp eclosion date: 25/vii/2009, one of nine wasps that emerged from the same host caterpillar. Depository: CNC.

Host data. Gregarious parasitoid of *Stenoma* Janzen07 feeding on *Vismia billbergiana* (Hypericaceae).

Caterpillar and holotype voucher codes. 09-SRNP-44582, DHJPAR0035445.

Paratypes. Eight specimens, same data as holotype. Depository: CNC.

Etymology. *Hormius nelsonzamorai* is named in recognition of Nelson Zamora's decades of cheerfully and energetically providing high quality identifications for the foods of the caterpillar hosts of the parasitoids of ACG.

***Hormius pamelacastilloae* Sharkey, sp. nov.**

<http://zoobank.org/23A4FB89-3E30-48EA-B4F9-0B49B3D0BA00>

Figures 263, 264

Diagnostics. BOLD:AAM1076. Consensus barcode. AATTCTTTATTTTTT-TATTTGGTATATGAGCAGGAATATTAGGTTTATCAATAAGATTAAT-



Figure 263. *Hormius pamelacastilloae* holotype.

TATTCGTTT TAGAACTAGGAATACCAGGTAGATTATTAGGGAATGAC-
 CAAATTTATAATAGAATAGTTACAGCTCATGCTTTTGTATAATTTTTT-
 TATAGTTATAACCAGTAATAGTTGGAGGGTTTGGGAATTGATTAT-
 TACCTTTAATATTAAGGGCCCCTGATATAGCTTTCCCACGTT-
 TAAATAATATAAGATTTTGGTTATTAATTCCTTCTTTATTTTTATTAT-
 TAATAAGAAGAGTATTAATGTAGGTGTTGGTACTGGATGAACAATA-
 TATCCTCCTTTGTCTTCTTTAGGTCATAGGGGTATATCAGTTGATT-
 TAGCTATTTTTTCTTTACATATTGCGGGTATTTTCATCAATTTTAGGGGC-
 TATAAATTTTATTTCAACTATTTTAAATATACATTTATTAACTTTAAAATTA-
 GATCAATTAACTTTATTTATTTGATCAATTTTATTACAACCTTGTAT-
 TATTATTATCTTACCAGTATTAGCTGGGGCTATTACCATATATTAACT-
 GATCGAAATTTAAATACTTCTTTTTTTGATTTTTCTGGTGGAGGTGACC-
 CAATTTTATTTCAACATTTATTT.

Holotype ♀. Alajuela, Sector Rincon Rain Forest, Estación Llanura, 10.93332, -85.25331, 135 meters, caterpillar collection date: 11/i/2010, wasp eclosion date: 22/i/2010, one of three wasps that emerged from the same host caterpillar. Depository: CNC.

Host data. Gregarious parasitoid of *Omiodes humeralis*DHJ07 (Crambidae) feeding on leaves of *Inga oerstediana* (Fabaceae).

Caterpillar and holotype voucher codes. 10-SRNP-75038, DHJPAR0038272.

Paratypes. Two specimens, same data as holotype. Depository: CNC.

Etymology. *Hormius pamelacastilloae* is named to honor Pamela Castillo in recognition of her direct support of the integration of the BioAlfa process into National System of Conservation Areas (SINAC) of the government of Costa Rica.



Figure 264. Three separate cocoons of *Hormius pamelacastilloae* (DHJPAR0038272) that were glued between the overlapping leaves of the nest of the host caterpillar *Omiodes humeralis*DHJ07 (10-SRNP-75038).

***Hormius raycypessi* Sharkey, sp. nov.**

<http://zoobank.org/13017926-274D-42F4-A104-2CDABDDDB6F7E>

Figure 265

Diagnostics. BOLD:ADB7824. Consensus barcode. TTATTATATTTTATTTTTG-GAATATGATCAGGTATAGTTGGGTTAGCTATAAGTTAATTGTACGTT-TAGAATTAGGAATACCTGGTAGTTTATTAGGTAATGATCAAATTTA-TAATAGTATAGTTACAGCGCATGCATTTATTATAATTTTTTTTATAGTGA-TACCTATTATAATTGGAGGGTTTGAAATTTTTTAGTTCCTTTAATATT-AGGGTCTCCTGATATAGCATTTCCTCGTATAACAATATAAGGTTTTGAT-TATTAATTCCTTCATTAATTTTATTAATTTTGAGAGGGATTTTGAATG-TAGGAGTGGGGACTGGATGAACTATATATCCTCCATTATCTTCATTAG-TAGGTCATAGAGGTATTTCTGTAGATTTATCTATTTTTTCTTTACATT-



Figure 265. *Hormius raycypessi*, holotype.

TAGCAGGTATTTCTTCAATTATAGGAGCTATTAATTTTATTACAAC-
 TATTTTAAATATAAGTTTATTTTCAATTAATAATAGATCAAATTATGTTATT-
 GATTTGATCTGTGATAATTACTGCTTTTATTATATTATCTTTACCCG-
 TATTAGCGGGAGCAATTACAATATTATTAAGTACTGAT-----
 -----.

Holotype ♀. Guanacaste, Sector Pailas Dos, PL12-3, 10.7631, -85.3344, 820 me-
 ters, Malaise trap, 30/i/2014. Depository: CNC.

Host data. None.

Holotype voucher code. BIOUG29646-F01.

Paratypes. None.

Etymology. *Hormius raucypessi* is named in honor of Ray Cypess attending the
 international NSF-funded planning meeting for the All Taxa Biodiversity Inventory
 (ATBI) of Terrestrial Systems, and contributing his wisdom to the planning that was
 the founding of Costa Rica's national BioAlfa today.

***Hormius ritacolwellae* Sharkey, sp. nov.**

<http://zoobank.org/9062A52A-DC7A-4CAE-ACFA-3CC2EBAA508C>

Figure 266

Diagnosics. BOLD:ADB4713. Consensus barcode. GTTTTATATTTTTTATTTG-
 GTATATGATCTGGAATAATTGGTTTATCAATAAGTTTAAATTATTCGTTTA-
 GAATTAGGGATACCTGGTAGATTATTAGGGAATGATCAAATTTATAATA-
 GAATAGTGACAGCTCATGCTTTTATTATAATTTTTTTTATAGTTATAC-
 CTATTATAATTGGAGGATTTGGAAATTGGTTGATTCCATTAATATTGG-
 GATCTCCCGATATAGCTTTTCTCGAATAAATAATATAAGATTTTGATT-
 ATTAATTCCTTCTTTATTATTTAATTTTTTAGAAGAATTTTAAATATTG-
 GTGTTGGAACAGGTTGAACAATATATCCTCCTTTATCTTCATTAATTG-
 GTCATGGTGGAATTTCTGTTGATTTAGCTATTTTTTTCATTACATTTG-
 GCTGGTATTTCTTCAATTATAGGAGCTATTAATTTTATTTCAAC-
 TATTTTAAATATAAATTTATATTATATAAAATTAGATCAAATTAGATTAT-
 TAATTTGATCTATTTAATTACCGCTATTTTATTGTTATTATCTTTACCT-
 GTTTTGGCTGGTGCAATTACTATATTATTAAGTACTGAT-----
 ---.

Holotype ♀. Guanacaste, Sector Pailas Dos, PL12-3, 10.7631, -85.3344, 820
 meters, Malaise trap, 9/i/2014. Depository: CNC.

Host data. None.

Holotype voucher code. BIOUG29536-F03.

Paratypes. None.

Etymology. *Hormius ritacolwellae* is named in honor of Rita Colwell attending the
 international NSF-funded planning meeting for the All Taxa Biodiversity Inventory
 (ATBI) of Terrestrial Systems, and contributing her wisdom to the planning that was
 the founding of Costa Rica's national BioAlfa today.



Figure 266. *Hormius ritacolwellae*, holotype.

***Hormius robcolwelli* Sharkey, sp. nov.**

<http://zoobank.org/F50AB977-FBED-4D06-9FB7-B88450641ABD>

Figure 267

Diagnostics. BOLD:ADZ9590. Consensus barcode. TATTTTTTATTTG-GAATATGATCAGGAATATTAGGTTTATCAATAAGATTAATTATTCGTT-TAGAATTAGGGATACCTGGTAGATTATTAGGTAATGATCAAATT-TATAATAGGATAGTTACTGCTCATGCTTTTATTATAATTTTTTTTATAGT-TATACCAATTATGATTGGTGGATTTGGAAATTGATTAATTCCTT-TAATATTAGGGGCACCTGATATAGCTTTTCCTCGAATAAATAATATAA-




Figure 267. *Hormius robcolwelli*, holotype.

GGTTTTGATTATTAATTCCTTCATTAATATTATTAATTTTTAGGGGGT-
 TATTAATATTGGGGTTGGGACAGGATGAACGTGTTTATCCTC-
 CATTATCTTCTTTAATTGGACATAGGGGGATTTCTGTAGATTTAG-
 CAATTTTTCTTTACATTTAGCTGGTGCTTCATCAATTATAGGAGCAAT-
 TAATTTTATTACTACTATTTTAAATATAAAATTTATATATAAAAAATAGAT-
 CAAATTAATTTATTAATTTGATCTATTATAATTACGGCAATTTTATTATAT-
 TATCATTACCAGTTTTGGCTGGT-----
 -----.

Holotype ♀. Guanacaste, Sector San Cristobal, Estación San Gerardo, 10.8801, -85.389, 575 meters, Malaise trap, 25/viii/2014. Depository: CNC.

Host data. None.

Holotype voucher code. BIOUG27759-A09.

Paratypes. None.

Etymology. *Hormius robcolwelli* is named in honor of Rob Cowell attending the international NSF-funded planning meeting for the All Taxa Biodiversity Inventory (ATBI) of Terrestrial Systems, and contributing his wisdom to the planning that was the founding of Costa Rica's national BioAlfa today.

***Hormius rogerblancosegurai* Sharkey, sp. nov.**

<http://zoobank.org/5C3124C0-F4AF-40EF-9A9B-5B71E72B11E5>

Figure 268

Diagnostics. BOLD:ADA9724. Consensus barcode. GTATTATATTTTATTTTTTG-GTATATGGGCTGGAATAGTGGGKTTATCAATGAGGTTAATTGTTTCG-TATAGAATTAGGTATGCCTGGGAGGTTATTAGGYAATGATCAAATT-TATAATAGAATAGTTACTGCTCATGCATTTATTATAATTTTTTTTATAGT-TATACCTATTATGATTGGGGGATTTGGTAAYTTTTTAATTCCTT-TAATATTAGGGGCTCCTGATATGGCTTTCCCTCGTATAAATAATATAA-GTTTTTGATTGTTGATTCCTTCRTTAATTTTATTAATTTTAAGGG-GAATTTAAATACTGGGGTGGGGACAGGGTGAACTATATATCCYCCTTT-GTCTTCATTATTGGGSCATGGGGGRGTTTCTGTAGATTTAGCAATTT-TYTCTTTACATTTAGCTGGGGTYTCTTCAATCATAGGGGCTATTAATTT-TATTACAATTTTTTAATATAAATTTATTTTCAATTTAAATAGATCAAAT-TATATTGTTAATTTGGTCAGTGATGATTACTGCTTTTTTTATTAYTGT-TATCTTTACCAGTATTGGCAGGGGCTATTACAATATTATTAACAGATCG-TAATTTAAATACTAGGTTTTTTT.

Holotype ♀. Guanacaste, Sector Pailas Dos, PL12-3, 10.7631, -85.3344, 820 meters, Malaise trap, 26/xii/2013. Depository: CNC.

Host data. None.

Holotype voucher code. BIOUG29456-G12.

Paratypes. BIOUG28748-C02, BIOUG29537-H06. Depository: CNC.

Etymology. *Hormius rogerblancosegurai* is named in honor of Roger Blanco Segura attending the international NSF-funded planning meeting for the All Taxa Biodiversity Inventory (ATBI) of Terrestrial Systems, and contributing his wisdom to the planning that was the founding of Costa Rica's national BioAlfa today.




Figure 268. *Hormius. rogerblancosegurai*, holotype.

***Hormius ronaldzunigai* Sharkey, sp. nov.**

<http://zoobank.org/0B78F9A1-0598-4979-9029-9553D9D7D69E>

Figures 269, 270

Diagnostics. BOLD:AAA5366. Consensus barcode. AATTTTATATTTT-TATTTGGTATATGATCTGGTATAGTTGGTTTATCAATAAGATTAAT-TATTCGGTTAGAATTAGGAATACCAGGAAGATTATTAGGTAATGATCAAATTTATAACAGTATAGTAACCGCTCATGCTTTTATTATAATTTTTT-TATAGTTATACCAATTATAATTGGCGGATTCGGAAATTGATTAATTCCTT-TAATAATAGGGTCTCCTGATATAGCTTTCCTCGAATAAATAATATAA-GTTTTTGGTTATTAGTTCCTTCATTAATGTTATTAATTTTTAGTGGGT-TATTAATATTGGAGTGGGGACTGGGTGAACTATATATCCTCCAT-TATCTTCATTAATTGGACATAGTGGGATTTTCAGTTGATTTAGC-TATTTTTCTTTACATTTAGCAGGGGTTTCATCAATTATGGGGGCTAT-TAATTTTATTTCTACAATTTAAATATAAATTTATATAATATGAAATTTGATCAAATTAGTTTATTAATTTGGTCTATTTAATTACTGCAATTTTACTTT-TATTATCTCTTCCCGTTT TAGCAGGTGCAATTACTATGTTATTAACA-GATCGGAATTTAAATACAACTTTTTTTTGATTTTTCTGGAGGGGGTGAC-CCTATTTTATTTCAACATTTATTT.



Figure 269. *Hormius ronaldzunigai*, holotype.



Figure 270. Dispersed white cocoons of *Hormius ronaldzunigai* (DHJPAR0038086) in the remains of the caterpillar nest of leaves spun together with light silk.

Holotype ♀. Guanacaste, Sector San Cristobal, Tajo Angeles, 10.86472, -85.41531, 540 meters, caterpillar collection date: 19/x/2009, wasp eclosion date: 11/xi/2009, one of three wasps that emerged from the same host caterpillar. Depository: CNC.

Host data. Gregarious parasitoid of *Antaeotricha fascicularis* (Depressariidae) feeding on *Pouteria viridis* (Sapotaceae)

Caterpillar and holotype voucher codes. 09-SRNP-5487, DHJPAR0038086.

Paratypes. Host = *Chlamydastis tryphon* (Depressariidae), 2 wasps, same data as holotype, and DHJPAR0029024. Depository: CNC.

Etymology. *Hormius ronaldzunigai* is named for Ronald Zuñiga in recognition of his decades of curating Hymenoptera of Costa Rica.

***Hormius russchapmani* Sharkey, sp. nov.**

<http://zoobank.org/AC9649BB-E0CF-440E-AB14-95FF31674EDF>

Figure 271

Diagnostics. BOLD:ACG4356. Consensus barcode. GTATTTTATATTTT-TATTAGGAATATGGTCTGGAATATTAGGATTATCAATAAGTTTAATT-GTTCGGTTAGAATTAGGTATAACCAGGAAGATTATTAGGGAATGATCAAATTTATAATAGAATAGTAACTGCACATGCATTTATTATAATTTTTTT-TATAGTGATACCAATTATAATTGGTGGATTGGAAATTGATTAGTTCCCT-TAATATTAGGGGTGCCTGATATAGCTTTTCCTCGAATAAATAATATAA-GTTTTTGATTATTAATTCCTTCATTAATGTTATTGATTTTTAGAA-GTTTATTAATATTGGGGTTGGTACTGGTTGAACTATTTATCCTCCTTTATCTTCTTTAATTGGTCATAGAGGAATTCAGTTGATTAG-



Figure 271. *Hormius russchapmani*, holotype.

CAATTTTTTCATTACATTTAGCAGGTGCTTCATCAATTATAGGAGCAAT-
 TAATTTTATTACTACTATTTTAAATATAAATTTATATATAAAAATAGAT-
 CAAATTAGTTTATTAATTTGATCTATTATAATTACAGCTATTTTATTATT-
 GTTATCTTTACCAGTTTGTAGCTGGAGCTATTACTATACTTTTAACTGATC-
 GAAATTTGAATACTACTTTTTTTGATTTTTCTGGGGGAGGGGATC-
 CTATTTTATTCAACATTTATT.

Holotype ♀. Guanacaste, Sector Santa Rosa Bosque San Emilio, 10.8438, -85.6138, 300 meters, Malaise trap, 25/vi/2012. Depository: CNC.

Host data. None.

Holotype voucher code. BIOUG05195-E11.

Paratype. BIOUG10677-B04. Depository: CNC.

Etymology. *Hormius russchapmani* is named in honor of Russ Chapman attending the international NSF-funded planning meeting for the All Taxa Biodiversity Inven-

tory (ATBI) of Terrestrial Systems, and contributing his wisdom to the planning that was the founding of Costa Rica's national BioAlfa today.

***Hormius virginiaferrisae* Sharkey, sp. nov.**

<http://zoobank.org/20FD829F-C5EF-430E-9914-AD7DBF17BDED>

Figure 272

Diagnostics. BOLD:ADB9401. Consensus barcode. GTATTATATTTTTTGTTTG-GAATATGAGCTGGTATATTAGGGTTATCAATAAGTTTAATTGTTTCG-



Figure 272. *Hormius virginiaferrisae*, holotype.

GTTAGAATTAGGTATACCTGGGAGTTTATTAGGTAATGATCAAATT-TATAATAGAATAGTTACAGCTCATGCTTTTATTATAATTTTTTTTATAGT-GATACCAATTATAATTGGTGGGTTTGGAAATTGATTGGTTCCTT-TAATATTGGGGTCTCCTGATATAGCTTTCCTCGTATAAATAATATAA-GTTTTTGGTTATTGATTCCTTCATTAATATTATTAATTTTTTAGGGGT-GTTTTAAATACGGGCGTCCGGCACTGGATGAACAGTTTATCCTC-CATTATTTTCATTAATTGGTCCACAGAGGTATTTTCAGTTGATTTAG-CAATTTTTTCTTTACATTTAGCTGGTGCTTCATTATTATAGGGGCTAT-TAATTTTATTACTACTATTTTAAATATAAATTTATATATAAAAAATAGAT-CAAATTAGTTTATTAATTTGGTCAATTATGATTACGGCTGTTTTATTAT-TATTATCTTTACCTGTGTTAGCAGGAGCTATCACGATACTTTTAACT-GAT-----.

Holotype ♀. Guanacaste, Sector Pailas Dos, PL12-3, 10.7631, -85.3344, 820 meters, Malaise trap, 23/x/2014. Depository: CNC.

Host data. None.

Holotype voucher code. BIOUG30103-A11.

Paratypes. None.

Etymology. *Hormius virginiaferrisae* is named in honor of Virginia Ferris attending the international NSF-funded planning meeting for the All Taxa Biodiversity Inventory (ATBI) of Terrestrial Systems, and contributing her wisdom to the planning that was the founding of Costa Rica's national BioAlfa today.

***Hormius warrenbrighami* Sharkey, sp. nov.**

<http://zoobank.org/60669C74-8C05-4CFA-B6FB-D3E7FBF0D6C2>

Figure 273

Diagnostics. BOLD:ACS0289. Consensus barcode. TTTTTATTTGGGAT-GTGATCTGGAATGTTAGGTTTATCAATAAGTTTAATTGTTTCGTT-TAGAATTAGGAATACCAGGAAGTTTATTAGGTAATGATCAAATT-TATAATAGAATAGTTACAGCTCATGCTTTTATTATAATTTTTTTTATAG-TAATGCCAATTATAATTGGGGGGTTTGGAAATTGATTAATTCCTT-TAATATTAGGTTCCCTGATATAGCTTTCCTCGAATAAATAATAT-GAGGTTTTGACTTTTAGTTCCCTTCTTTAATATTATTAATTTTTAGAG-GATTTTTAAATACTGGAGTAGGTACAGGTGAAACAATTTATCCTC-CTTTATCTTCTTTAATTGGTCCATGGTGGAAATTTCTGTAGATTTG-GCAATTTTTTCTTTACATCTTGCTGGAATTTCTTCAATTATAGGTG-CAATTAATTTTATTACAACCTATTTTGAATATAAATTTATATTTAAAAATA-GATCAAATTAGTTTATTAATTTGATCAATTATAATTACAGCTATTTTATT-ATTATATCTTTACCTGTTTTAGCAGGTGCTATTAATATATTATGACA-GATCGT-----.

Holotype ♂. Guanacaste, Sector Santa Rosa Bosque San Emilio, 10.8438, -85.6138, 300 meters, Malaise trap, 28/v/2012. Depository: CNC.



Figure 273. *Hormius warrenbrighami*, holotype.

Host data. None.

Holotype voucher code. BIOUG18764-G08.

Paratypes. None.

Etymology. *Hormius warrenbrighami* is named in honor of Warren Brigham attending the international NSF-funded planning meeting for the All Taxa Biodiversity Inventory (ATBI) of Terrestrial Systems, and contributing his wisdom to the planning that was the founding of Costa Rica's national BioAlfa today.

***Hormius willsflowersi* Sharkey, sp. nov.**

<http://zoobank.org/60016047-6715-4C95-AC27-64878FB5F302>

Figure 274

Diagnostics. BOLD:ADB9850. Consensus barcode. TTTTATTGGGAATATGATCTGGAATAGTTGGTTTATCTATAAGTTTAATTATTCGTTTGGAATTAGGAATACCAGGTAGATTATTAGGAAATGATCAAATTTATAATAGTATAGTAACCGCTCATGCTTTTATTATAATTTTTTTTATAGTAATACCTATTATAATTGGGGGATTTGGAAATTGATTAATTCCTTAATAATAGGGGCTCCTGATATAGCTTTTCCTCGAATAAATAATATAAGTTTTTGATTATTAATTCCTTCTTTAATATTATTAGTTTTTAGTGTTTTATTAAATATTGGTGTGGAACTGGTTGAACAATATATCCTC-



Figure 274. *Hormius willsflowersi*, holotype.

CTTTATCATCTTTAATTGGACATGGAGGAATTTCTGTTGATTTAG-
 CAATTTTTCTTTACATTTGGCTGGTATTTCTTCAATTATGGGAGCAAT-
 TAATTTTATTTCTACAATTTAAATATAAATTTATATATATAAAAATTTGAT-
 CAAATTAGTTTATTAATTTGATCAATTTTAATTACTGCTATTTTATTATT-
 ATTATCTTTACCTGTTTTAGCTGGG-----
 -----.

Holotype ♀. Guanacaste, Sector Pailas Dos, PL12-3, 10.7631, -85.3344, 820 me-
ters, Malaise trap, 28/viii/2014. Depository: CNC.

Host data. None.

Holotype voucher code. BIOUG29991-F05.

Paratypes. None.

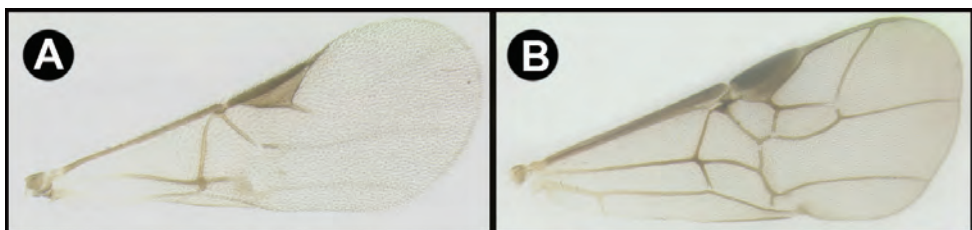
Etymology. *Hormius willsflowersi* is named in honor of Wills Flowers attending the international NSF-funded planning meeting for the All Taxa Biodiversity Inventory (ATBI) of Terrestrial Systems, Philadelphia, USA, and contributing his wisdom to the planning that was the founding of Costa Rica’s national BioAlfa today.

Chapter 7: Ichneutinae


The subfamily Ichneutinae is treated here as comprising the tribes Ichneutini Foerster, 1862 and Muesbeckiini Mason, 1969. The tribe Proteropini van Achterberg, 1976 was removed from Ichneutinae and elevated to subfamily rank by Chen and van Achterberg (2019). This separation is the result of numerous phylogenetic analyses that do not resolve the Ichneutinae s. l. as monophyletic, e.g., Sharanowski et al. (2011). A diagnosis for Ichneutinae follows: mouthparts normal, not exodont nor cyclostome; occipital carina absent; vein M of forewing sharply curved where it meets the parastigma; vein R of forewing not reaching wing margin or intersecting margin well before the apex of the wing. There are five New World genera including *Pseudichneutes* Belokobylskij, 1996, which is here reported in the New World for the first time. All members are solitary koinobiont endoparasites. Ichneutini (*Ichneutes* and *Pseudichneutes*) attack tenthedrinid sawflies (Belokobylskij 1996; Ohnesorge 1960); the biology of the genera is reviewed by Shaw and Huddleston (1991). Muesbeckiini (*Lixpixys*, *Oligoneurus*, *Paroligoneurus*) attack leaf-mining Lepidoptera; all three genera are all known from the Neotropical realm, but none has been previously recorded from Costa Rica. For the Ichneutinae NJ tree, see Suppl. material 6.

Key to the New World genera of Ichneutinae

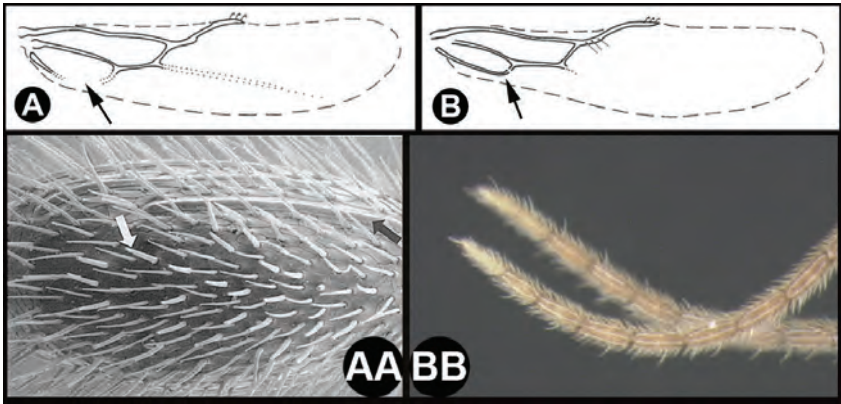
- 1 A. Venation reduced, forewing RS not reaching wing margin; widespread....2
- B. Venation complete, or nearly so, forewing RS reaching wing margin;
Nearctic.....4



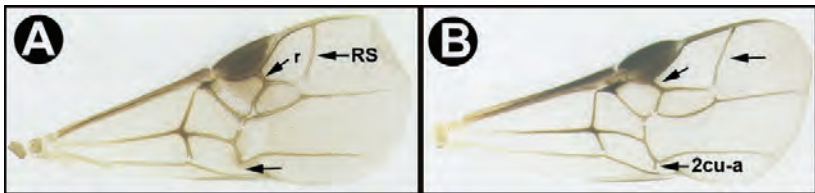
- 2(1) A. Apical flagellomere narrower with a sharper apex. AA. Ovipositor longer, longer than first metasomal tergite; Neotropical..... *Lispixys*
 – B. Apical flagellomere thicker, with a blunt apex. BB. Ovipositor shorter, barely exerted; widespread..... 3



- 3(2) A. Hind wing 1A incomplete, clearly separated from cu-a. AA. Apical flagellomeres of female with a pair of ventral placodes widely separated; widespread *Paroligoneurus*
 – B. Hind wing 1A complete, meeting or nearly meeting cu-a. BB. Apical flagellomeres of female with evenly spaced placodes; widespread *Oligoneurus*



- 4(1) A. Apical abscissa of forewing RS curved towards parastigma; crossvein r emanating near midlength of parastigma; crossvein 2cu-a absent or barely indicated leaving the subdiscal cell open; Canada, first record for the New World, rare *Pseudichneutes*
 – B. Apical abscissa of forewing RS straight or curved towards apex of wing; crossvein r emanating basal to midlength of parastigma; crossvein 2cu-a long and distinct, closing the first subdiscal cell; Nearctic, common *Ichneutes*



Oligoneurus Szépligeti, 1902

Members of the genus are recorded from the Holarctic, Oriental, and Neotropical realms. There are 13 described species of which two are Neotropical (Brazil, Peru).

The two published host records are on Cosmopterigidae and Gracillariidae (both Lepidoptera). Here we report a new host family, Crambidae.

***Oligoneurus jorgejimenezi* Sharkey, sp. nov.**

<http://zoobank.org/1B46F60E-BEBC-4037-A552-6BF927B2636F>

Figure 275

Diagnostics. BOLD:ADB9923. Consensus barcode. ATATTATATTT-TATTTTCGGTATATGATCAGGTATATTTGGTTTATCTTTAAGATTAT-TAATTCGATTAGAATTAGGAAATTTAGGAAATTTTATTGGAAATGAT-



Figure 275. *Oligoneurus jorgejimenezi*, holotype.

CAAATTTATAATAGAATTGTTACTTCTCATGCATTTATTATAATTTTTTTT-
 TATAGTTTATACCAATTATAAATTGGAGGATTTGGAAATTGATTAATTCCTT-
 TAATATTAGGGGGACCAGATATATGTTTTCCCTCGTTTAAATAATATAA-
 GATTTTGATTATTAATTCCTTCAATAATATTTATAATTATTAGAA-
 GATTTGTTGGAAGTGGATGTGGCACAGGATGAACTGTATATCCTC-
 CATTATCTTCATTGATTGGTCATTCTAGTTTTATCGGTAGATTTTG-
 GAATTTTTTCTTTACATTTAGYAGGAGTTTTCTTCTATTTTAGGAT-
 CAATAAATTTTATTTCAACAATTTTAAATATACGATCTTTAAAATTTAC-
 TATAGAAAAAATTTCTTTATTTTGTGAGCTGTATTAATTACAACAATTT-
 TATTATTATTATCATTACCTGTATTAGCTGGTGCAATTACTATATTATTAA-
 CAGAT.

Holotype ♂. Guanacaste, Sector Pailas Dos, PL12-3, 10.7631, -85.3344, 820 me-
 ters, Malaise trap, 25/ix/2014. Depository: CNC.

Host data. None.

Holotype voucher code. BIOUG30059-F11.

Paratype. BIOUG30154-F02. Depository: CNC.

Etymology. *Oligoneurus jorgejimenezi* is named in honor of Jorge Jimenez attend-
 ing the international NSF-funded planning meeting for the All Taxa Biodiversity In-
 ventory (ATBI) of Terrestrial Systems, and contributing his wisdom to the planning
 that was the founding of Costa Rica's national BioAlfa today.

***Oligoneurus kriskrishtalkai* Sharkey, sp. nov.**

<http://zoobank.org/16FD6B75-414C-4CD8-AF3A-D4AB7A45ACFF>

Figure 276

Diagnosics. BOLD:ABA7267. Consensus barcode. TATTTTATATTTTATTTTTG-
 GTTTATGATCAGGAATAATGGGATTATCTTTAAGAATTTAATCCGTATA-
 GAATTAAGTGCATTAGGACAATTAATTGGTAATGATCAAATTTATAATA-
 GAATTGTAACTTCACATGCTTTTGTGATAATTTTTTTTATAGTAATAC-
 CTGTAATAATTGGGGGATTGGAAATTGGTTGATTCCCTTTAATATTAG-
 GAAGACCTGATATATGTTTCCCTCGATTAAATAATATAAGGTTTTGACT-
 ATTAGTTCCCTTCTGTCCTCTTTATAATCATTAGAAGATTCGTAAGAAATG-
 GATGTGGTACAGGATGAACAGTTTATCCACCTTTATCATTATTAATTTGGA-
 CATTACAGGCATCTCTGTAGATTTTAGAATTTTTTCTTTACATTTAGCTG-
 GTGTTTCTTCTATTTTAGGATCAATAAATTTTATTTCAACAATTTT-
 GAATATACGATCTATAAAATTTAAAATAGAAAATATTTCAATTATTAT-
 GCTGATCTGTAATAATTACTACAATTTTACTTTTATTATCATTGCCT-
 GTTTTAGCGGGAGCAATTACGATATTATTAACAGATCGAAATTTAAAT-
 ACAACATTTTTTGATCCTTCTGGAGGCGGAGACCCAGTTTTATAT-
 CAACATTTATTT.

Holotype ♀. Guanacaste, Sector San Cristobal, Tajo Angeles, 10.86472,
 -85.41531, 540 meters, caterpillar collection date: 8/ii/2011, wasp eclosion date: 20/
 iii/2011. Depository: CNC.



Figure 276. *Oligoneurus kriskrishtalkai*, holotype.

Host data. *Desmia benealis*DHJ02 (Crambidae) feeding on *Drymonia macrophylla* (Gesneriaceae).

Caterpillar and holotype voucher codes. 11-SRNP-521, DHJPAR0043136.

Paratypes. None.

Etymology. *Oligoneurus kriskrishtalkai* is named in honor of Kris Krishtalka attending the international NSF-funded planning meeting for the All Taxa Biodiversity Inventory (ATBI) of Terrestrial Systems, and contributing his wisdom to the planning that was the founding of Costa Rica's national BioAlfa today.

Paroligoneurus Muesebeck, 1931

Members of the genus are found worldwide. There are 18 described species of which six are described from Mexico and one from Ecuador. The sole published host record is on Nepticulidae (Lepidoptera) (Belokobylskij 1986). No new host records are recorded here.

Paroligoneurus elaineboaglandae Sharkey, sp. nov.

<http://zoobank.org/26B935B4-7A7B-419E-9532-F2BCF404B5A5>

Figure 277

Diagnostics. BOLD:ADA8821. Consensus barcode. ATTTTATATTTT-TATTTGGTATATGAGCTGGAATATTTGGTTTGTCAATAAGTTTAA-TATTCGTTTAGAGTTGGGTATGTTGGGGTCTTTTATTGGTAGAGAT-CAAATTTATAATAGAATAGTTACTTCTCATGCTTTTGTAATAATTTTTT-TATAGTTATACCAATTATAATTGGCGGATTTGGAAATTGATTAATTCCTT-TAATATTATCAGCTCCAGATATAGCCTTTCCTCGTATGAATAATATGA-GATTTTGATTATTAATTCCTTCTTTAATTATATTAATTTAAGGGGT-



Figure 277. *Paroligoneurus elainehoaglandae*, holotype.

TAATAAATAGGGGAGCAGGTACAGGGTGAACAGTTTATCCTCCTT-
 TATCTTTATTAATTGGTCATGGGGGCATATCAGTTGATATATG-
 TATTTTTCTTTACATTTAGCAGGTGCTTCTTCAATTATAGGTGCAAT-
 TAATTTTATTACTACTATTTTAAATATACGTTCTATTTATTTAACTATA-
 GATAAAATTTCTTTATTAAGATGATCAGTTTTAATTACTGCAATTTT-
 GTTATTATTATCATTACCTGTTTTAGCTGGGGCTATTACTATACTTT-
 TAACA-----.

Holotype ♀. Guanacaste, Sector Pailas Dos, PL12-1, 10.7642, -85.335, 828 me-
 ters, Malaise trap, 2/x/2013. Depository: CNC.

Host data. None.

Holotype voucher code. BIOUG28589-E03.

Paratypes. None.

Etymology. *Paroligoneurus elainehoaglandae* is named in honor of Elaine Ho-
 agland attending the international NSF-funded planning meeting for the All Taxa

Biodiversity Inventory (ATBI) of Terrestrial Systems, and contributing her wisdom to the planning that was the founding of Costa Rica's national BioAlfa today.

Paroligoneurus julianbumphriesi Sharkey, sp. nov.

<http://zoobank.org/192E4691-5422-4FA7-BD33-DF1579FF0C3D>

Figure 278

Diagnostics. BOLD:ADF4538. Consensus barcode. AATTTTATATTTT-TATTTGGTATATGAGCTGGAATATTTGGTTTGTCAATAAGTTTAAT-



Figure 278. *Paroligoneurus julianbumphriesi*, holotype.

TATTCGTTTAGAGTTGGGTATGTTGGGGTCTTTTATTGGTAGAGATCA-
GATTTATAATAGAATAGTTACTTCTCATGCTTTTGTAATAATTTTTTT-
TATAGTTATAACCAATTATAATTGGTGGATTGGAAATTGATTAATTCCTT-
TAATATTATCAGCTCCAGATATAGCTTTTCCTCGTATAAATAATATGAGA-
TTTTGATTATTAATTCCTTCTTTAATTATATTAATTTAAGGGGGCTAAT-
GAATAGGGGAGCAGGYACAGGGTGAACAGTTTATCCTCCTTTATCTT-
TATTAATTGGTCATGGGGGTATATCAGTTGATATATGTATTTTTTCTT-
TACATTTAGCAGGTGCTTCTTCGATTATAGGTGCAATTAATTTTATTAC-
TACTATTTTAAATATACGTTCTATTTATTTAACTATAGATAAAATTTCTT-
TATTAAGATGATCAGTTTTAATTACTGCAATTTTGTTATTATTATCAT-
TACCTGTTTTAGCTGGGGCTATTACTATACTTTTAACAGATCGTAATTT-
GAATACT.

Holotype ♀. Guanacaste, Sector Cacao, Derrumbe, 10.9292, -85.4643, 1220 meters, Malaise trap, 30/x/2014. Depository: CNC.

Host data. None.

Holotype voucher code. BIOUG31504-H06.

Paratypes. BIOUG31533-C04, BIOUG31533-E09. Depository: CNC.

Etymology. *Paroligoneurus julianhumphriesi* is named in honor of Julian Humphries attending the international NSF-funded planning meeting for the All Taxa Biodiversity Inventory (ATBI) of Terrestrial Systems, and contributing his wisdom to the planning that was the founding of Costa Rica's national BioAlfa today.

***Paroligoneurus mikeiviei* Sharkey, sp. nov.**

<http://zoobank.org/0F369AE8-CFA6-42A5-AB87-148F2A6C1EAB>

Figure 279

Diagnostics. BOLD:ADB7695. Consensus barcode. GGAATTTTATATTTTT-
TATTTGGTATATGGGCTGGAATATTTGGTTTGTCAATAAGTTTAAT-
TATTCGTTTAGAGTTGGGTATGTTGGGATCTTTTATTGGTAGAGAT-
CAAATTTATAATAGAATAGTTACTTCTCATGCTTTTGTAATAATTTTTTT-
TATAGTTATAACCAATTATAATTGGTGGATTGGAAATTGATTAATTCCTT-
TAATATTATCAGCTCCAGATATAGCATTTTCCTCGTATAAATAATATAA-
GATTTTGATTATTAATTCCTTCTTTAATTATATTAATTTTAAAGGG-
GATTAATAAATAGGGGTGCAGGTACGGGGTGAACAGTTTATCCYC-
CCTTATCTTTATTAATTGGTCATGGGGGTATATCAGTTGATATATG-
TATTTTTTCTTTACATTTAGCAGGKCKTCTTCAATTATAGGTGCTAT-
TAATTTTATTACTACTATTTTTAATATACGCTCTATTTATTTAACTATA-
GATAAAATTTCTTTATTAAGATGATCAGTTTTAATTACTGCAATTTTAT-
TATTATATCATTACCTGTTTTAGCTGGGGCTATTACTATACTTTTAACA-
GATCGTAATTTGAATACTAGTTTTTTTTGATCCTGC-GGAGGGG--.

Holotype ♀. Guanacaste, Sector Cacao, Derrumbe, 10.9292, -85.4643, 1220 meters, Malaise trap, 5/ii/2015. Depository: CNC.

Host data. None.



Figure 279. *Paroligoneurus mikeiviei*, holotype.

Holotype voucher code. BIOUG33120-D06.

Paratypes. BIOUG31723-D02, BIOUG32722-B01, BIOUG32747-H05, BIOUG32722-C04, BIOUG31532-E01, BIOUG32722-B01. Depository: CNC.

Etymology. *Paroligoneurus mikeiviei* is named in honor of Mike Ivie attending the international NSF-funded planning meeting for the All Taxa Biodiversity Inventory (ATBI) of Terrestrial Systems, and contributing his wisdom to the planning that was the founding of Costa Rica's national BioAlfa today.


Chapter 8: Macrocentrinae

The New World genera of Macrocentrinae may be distinguished using the key that follows. Interestingly, no species have been recorded from Costa Rica (Yu et al. 2016). Members of all genera are koinobiont endoparasitoids of caterpillars from a wide range of families; most are solitary, but several gregarious parasitoids are known.


Notodontidae is recorded here as a host for the first time. For the Macrocentrinae NJ tree, see Suppl. material 7.

Key to the New World genera of Macrocentrinae

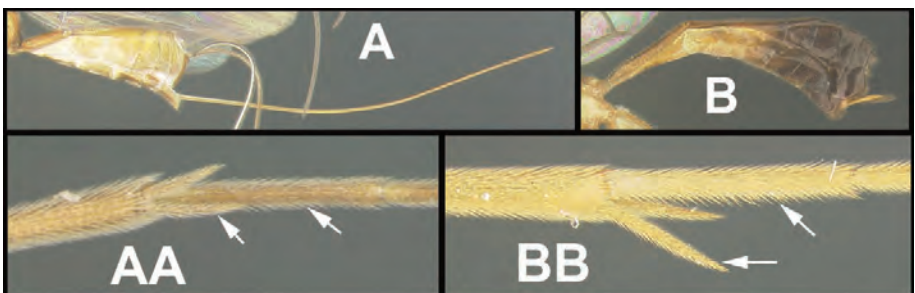
- 1 A. Petiole with laterope shallow or absent; petiole flat or convex basal-medially..... 2
- B. Petiole with laterope deep; petiole nearly always slightly concave basal-medially..... 3



- 2 (1) A. Ovipositor long, ovipositor sheath at least as long as metasoma. AA. Length of inner (longest) spur of hind tibia 0.4–0.6 × length of hind basitarsus *Hymenochaonia*
- B. Ovipositor short, ca. equal to apical height of metasoma. BB. Length of inner (longest) spur of hind tibia usually (80%) 0.6–0.8 × length of hind basitarsus; if shorter then apex of the spur lacking setae *Dolichozele*



- 3(1) A. Ovipositor long, ovipositor sheath nearly always at least as long as metasoma. AA. Length of inner (longest) spur of hind tibia 0.3–0.5 × length of hind basitarsus *Macrocentrus*
- B. Ovipositor short, ca. equal to apical height of metasoma. BB. Length of inner (longest) spur of hind tibia 0.5–0.8 × length of hind basitarsus *Austrozele*



Austrozele Roman, 1910

Worldwide in distribution, but most species found in the Palaetropical region. Recorded hosts are Geometridae and Noctuidae; Notodontidae is recorded as a host for the first time in this work. No species have been recorded from Costa Rica. The types of all five *Austrozele* species previously recorded from the Neotropical region (Colombia, Mexico, Brazil, and Guyana) under *Austrozele* were described in *Paniscozele* Enderlein, 1920, a junior synonym of *Austrozele* Roman, 1911. These were examined by CvA and all belong to *Dolichozele* Viereck. For details and new combinations see the latter genus. As a result, we report here the genus as new for the Neotropical region.

***Austrozele jorgecampabadali* Sharkey & van Achterberg, sp. nov.**

<http://zoobank.org/F6AD230B-1669-4C13-9838-A3ED0E1CE6B4>

Figure 280

Diagnostics. BOLD:AAE4116. Consensus barcode. AATTTTATATTTT-TATTTGGGATATGATCAGGAATAATTGGATTATCAATAAGAATTATTATTC-GAATAGAATTAAGTCAATCTGGATCAATAATTGGAAATGATCAAAT-TACAATAGATTTGTTACTACCCATGCTTTCATTATAATTTTTTTTATAG-TAATACCTACTATATTAGGGGGGTTTGGAAATTGATTAATYCCAT-TAATATTAGGAAGAGTTGATATAGCTTCCCACGAATAAATAATATAA-GATTTTGATTATTAATTCCTTCTTTATYATATTATTATTAAGAGGATT-TATAAATATTGGAGTTGGTACTGGATGAACTGTTTAYCCTCCATTATCTT-TAAATATTAGACATATAGGAATATCTGTTGATATAGCTATTTTTTCTT-TACATTTAGCAGGAATTTCTTCTATTATAGGATCAATTAATTTTATTGT-TACTATTATAAATATACGTAATTATGGAGTAATTATAGAAAAAATTAGTT-TATTATGTTGATCAATTTTAATTACAGTAATTTTATTATTATTATCATT-GCCTGTTTTAGCAGGAGCAATTACTATATTATTAECTGATCGAAAT-TTAAATACTACTTTTTTTGATCCTGCAGGAGGGGAGATCCAATTTTA-TATCAACATTTATTT. Morphologically very similar to *A. jorgesoberoni* because of posteriorly slightly widened first metasomal tergite, glabrous apical half of subbasal cell of forewing combined with a faint sclerome and dark brown posterior half of metasoma. Differs by having the diameter of the lateral ocellus ca. equal to its distance from the eye (vs. 1.2–1.3 × in *A. jorgesoberoni*), vein cu-a of forewing straight and vertical (bent posteriorly and reclivous) and base of first tergite wider in lateral view (vs. slenderer).

Holotype ♀. Alajuela, Sector San Cristobal, Sendero Palo Alto, 570 meters, 10.88186, -85.38221, caterpillar collection date: 20/viii/2004, wasp eclosion date: 14/ix/2004. Depository: CNC.

Host data. *Dunama janewaldronae* (Notodontidae) feeding on *Chamaedorea dammeriana* (Arecaceae).

Caterpillar and holotype voucher codes. 04-SRNP-4200, DHJPAR0009366.

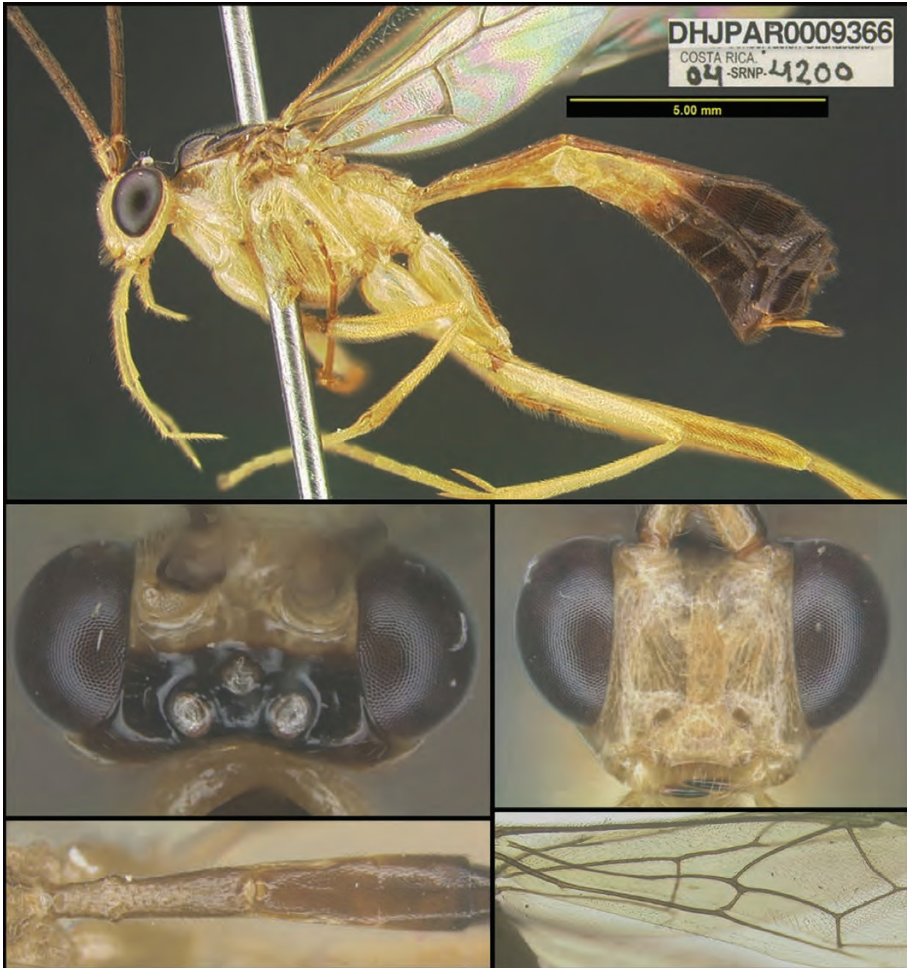


Figure 280. *Austrozele jorgecampabadali*, holotype.

Paratypes. Host = *Dunama janewaldronae*: DHJPAR0009367, DHJPAR0009370, DHJPAR0029346, DHJPAR0030311, DHJPAR0030381, DHJPAR0061211. Depository: CNC.

Etymology. *Austrozele jorgecampabadali* is named to honor Sr. Jorge Campabadal as the first Costa Rican administrator for the Organization for Tropical Studies in its founding in Costa Rica.

***Austrozele jorgesoberoni* Sharkey & van Achterberg, sp. nov.**

<http://zoobank.org/4432706E-3F83-4D2E-B452-DF97163D9D6C>

Figure 281

Diagnostics. BOLD:AAF0520. Consensus barcode. AATTTTATATTTTT-TATTTGGAATATGAGCGGGAATAATTGGGTATCAATAAGAATTAT-




Figure 281. *Austrozele jorgesoberoni*, holotype.

TATTCGTATAGAATTAAGTCAACCTGGATCATTAATTGGAAATGAT-
 CAAATTTATAATAGATTTGTTACCACCCATGCTTTCATTATAATTTTTT-
 TATAGTAATGCCTATTATATTGGGGGGATTGGTAATTGATTAATCCAT-
 TAATATTAGGAAGAGTTGATATAGCTTTYCCACGAATGAATAATATAA-
 GATTTTGATTACTAATTCCTTCTTTATTATTATTATTATTAAGAGGATT-
 TATAAATATTGGAGTTGGTACTGGATGAACTGTTACCCTCCCTTATCTT-
 TAAATATTAGACATATAGGGATATCAGTTGATATAGCTATTTTTTCTTTA-
 CATTTAGCAGGAATTTCTTCTATTATAGGGTCAATTAATTTTATTGTTA-
 CAATTTGAATATACGTAATTACGGARTAATTATAGAAAAAATTAGTTTAT-
 TATGTTGATCAATTTTAGTTACAGTAATTTTATTATTATTATCATTACCT-
 GTTTTAGCAGGAGCTATTACTATATTATTAAGTATCGAAATTTAAATAC-

TACTTTTTTTTGACCCTGCGGGAGGGGGGGGATCCAGTTTTATAT-
CAACATTTATTT. For morphological differences see diagnosis of *A. jorgecampabadali*.

Holotype ♀. Guanacaste, Sector Pitilla, Sendero Naciente, 700 meters, 10.98705, -85.42816, caterpillar collection date: 04/xi/2013, wasp eclosion date: 18/xii/2013. Depository: CNC.

Host data. *Acrotomodes* bolaDHJ01 (Geometridae) feeding on *Pimenta guatemalensis* (Myrtaceae).

Caterpillar and holotype voucher codes. 13-SRNP-31637, DHJPAR0054444.

Paratypes. Host = *Pyrrhia* Janzen02: DHJPAR0009365, DHJPAR0029343, DHJPAR0029348, DHJPAR0042749, DHJPAR0054443, DHJPAR0054445, DHJPAR0054446, DHJPAR0054447, DHJPAR0054453, DHJPAR0063839. Depository: CNC.

Etymology. *Austrozele jorgesoberoni* is named to honor Dr. Jorge Soberon of the University of Kansas for his seminal role in the founding and development of Mexico's CONABIO.

***Dolichozele* Viereck, 1911**

Dolichozele is exclusively New World in distribution. Of the twelve recorded species only *D. gravitarsis* has host data. It is reported as a parasitoid of *Lophocampa argentata* and *Lophocampa ingens* (Erebidae, as Arctiidae; Marsh 1979). Here we report a new host family, Noctuidae. There are ten named Neotropical species; the species named by Enderlein (1920) were examined by CvA and his results are as follows:

Austrozele citreitarsis (Enderlein, 1920) *Paniscozele*. Valid species in *Dolichozele* Viereck, 1911, comb nov.

Austrozele carinifrons (Enderlein, 1920) *Paniscozele*. New junior synonym of *Dolichozele fuscivertex* (Enderlein, 1920).

Austrozele fuscivertex (Enderlein, 1920) *Paniscozele*. Valid species in *Dolichozele* Viereck, 1911, comb nov.

Austrozele griseipes (Enderlein, 1920) *Paniscozele*. New junior synonym of *Dolichozele koebelei* Viereck, 1911.

Austrozele nigricauda (Enderlein, 1920) *Paniscozele*. New junior synonym of *Dolichozele quaestor* (Fabricius, 1804). (originally described as *Ophion quaestor* Fabricius, 1804).

***Dolichozele josefernandeztrianai* Sharkey & van Achterberg, sp. nov.**

<http://zoobank.org/13077531-0A1C-4F2B-A11C-C68661A54A98>

Figure 282

Diagnostics. BOLD:ACK6060. Consensus barcode. ATTTTATATTTTT-
TATTCGGAATATGAGCAGGTATAATTGGTTTATCAATAAGAAT-
CATTATTCGAATCGAATTAAGTCAATCAGGATCATTTATTAGTAAT-
GATCAAATTTATAATAGATTTGTTACTGCTCATGCTTTTATTA-



Figure 282. *Dolichozele josefernandeztrianai*, holotype.

TAATTTTTTTTATAGTTATACCTATTATAATTGGGGGATTTGGAAATT-
 GATTAATTCCTTTAATATTAGGAAGAGTTGATATAGCTTTCCTC-
 GAATAAATAATATAAGATTTTGATTATTAATTCCTTCATTATTATTAT-
 TATTAATAAGAGGATTTATAAATATTGGAGTGGGAAGTGGATGAACA-
 GTTTATCCTCCTTTATCATTAAATATTAGTCATAGAGGAATATCAGTT-
 GATATAGCTATTTTTCTTTACATTTAGCTGGTATATCATCAATTATAG-

GATCTATTAATTTTATTGTAAC TATTTTAAATATACGAAATTATG-
GAGTTATTTTAGAAAAAATTAGATTATTAAGATGATCAATTTTAAAT-
TACTGTAATTTTATTATTATTATCTTTACCTGTTTTAGCAGGAGCAAT-
TACAATATTATTAACAGATCGAAATTTAAATACTACTTTTTTTTGATC-
CTTCTGGGGGGGAGATCCTGTATTATACCAACATTTATTT. Differs from
other species by its brown hind tarsus, vein cu-a of forewing bent posteriorly and
subbasal cell of forewing without a faint sclerome.

Holotype ♀. Guanacaste, Sector Pitilla, Colocho, 375 meters, 11.02367,
-85.41884, caterpillar collection date: 25/vii/2005, wasp eclosion date: 02/x/2005.
Depository: CNC.

Host data. *Goniohelix* Poole02 (Erebidae) feeding on *Senegalia multipinnata* (Fabaceae).

Caterpillar and holotype voucher codes. 05-SRNP-33496, DHJPAR0028979.

Paratypes. None.

Etymology. *Dolichozele josefernandeztrianai* is named to honor Dr. José Fernan-
dez-Triana for his many years of mentoring and taxonomic applications to the bioin-
ventory of the Microgastrinae, Braconidae, of ACG.

***Dolichozele josephinerodriguezae* Sharkey & van Achterberg, sp. nov.**

<http://zoobank.org/F3161064-737B-4361-ACD2-F4BF0DCC4F89>

Figure 283

Diagnostics. BOLD:AAF3799. Consensus barcode. AATTTTATATTT-
TATATTTGGAATATGATCAGGAATAATTGGTTTATCGATAAGAAT-
TATTATTCGAATAGAATTAAGACAATCAGGATCATTTATTTG-
TAATGATCAAATTTATAATAGATTTGTAAC TGCACATGCTTTTATT-
ATAATTTTTTTTATAGTTATACCAATTATGATTGGTGGATTGGAAAT-
GATTAATTCCTTTAATATTAGGTAGAGTTGATATAGCTTTTCCTC-
GAATAAATAATATAAGGTTTTGATTATTAATTCCTTCATTATTATTAT-
TATTAATGAGTGGATTATAAATATTGGAGTAGGAACAGGTTGAACT-
GTTTATCCTCCTTTATCTTTAAATATTAGTCAAAGAGGAATATCAGTT-
GATATGGCTATTTTTTCTTTACATTTAGCTGGAGTATCATCAAT-
TATAGGGTCAATTAATTTATTGTAAC TATTTTAAATATACGAAATTATG-
GAATTATTATAGAAAAAATTAGATTATTATGTTGATCAATTTAATTACT-
GTAATTTTATTATTAATATCATTACCTGTATTAGCAGGAGCAATTACTA-
TATTATTAACAGATCGAAATTTAAATACTACTTTTTTTTGATCCTGCAG-
GAGGAGGAGATCCTGTATTATATCAACATTTATTT. The new species shares
with *D. fuscivertex* (Enderlein) the dark brown band on the vertex, but differs by
the comparatively robust first tergite (distinctly widened posteriorly and approx.
3 × longer than its apical width (parallel-sided in *D. fuscivertex* and approx. 5 ×
longer than its apical width), inner hind claw of female different from outer hind
claw (similar in *D. fuscivertex*) and subbasal cell of forewing with faint nearly round
sclerome (absent in *D. fuscivertex*).

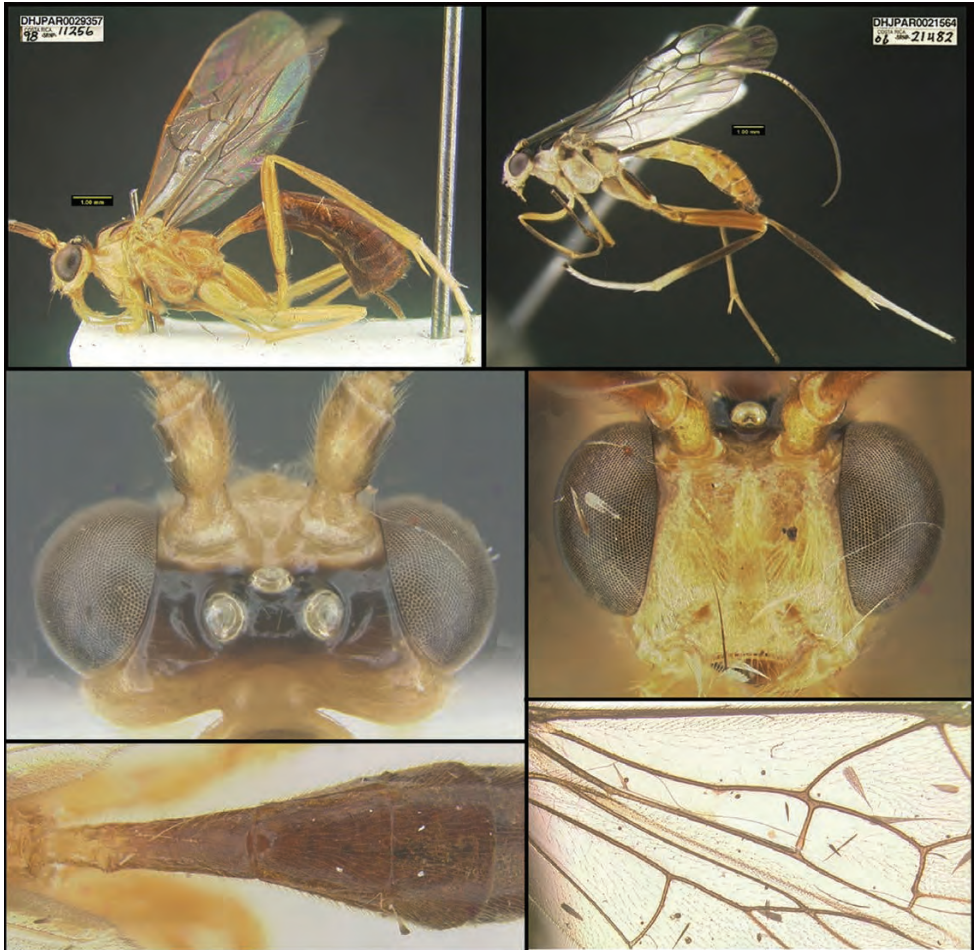


Figure 283. *Dolichozele josephinerodriguezae*: holotype female except male paratype (upper right); image added to show sexual dimorphism.

Holotype ♀. Guanacaste, Sector Pailas, Estación Pailas, 785 meters, 10.76969, -85.34080, caterpillar collection date: 01/viii/1998, wasp eclosion date: 3/ix/1998. Depository: CNC.

Host data. *Bagisara albicosta* (Noctuidae) feeding on *Croton morifolius* (Euphorbiaceae).

Caterpillar and holotype voucher codes. 98-SRNP-11256, DHJPAR0029357.

Paratypes. Host = *Bagisara albicosta*: DHJPAR0029416, DHJPAR0029417, DHJPAR0029415, DHJPAR0029356, DHJPAR0021564, DHJPAR0021114. Depository: CNC.

Note. males and females differ strongly in color.

Etymology. *Dolichozele josephinerodriguezae* is named to honor Dr. Josephine Rodriguez of the University of Virginia's College at Wise, for her intense collaboration and taxonomy of ACG Microgastrinae as part of the ACG ongoing Biodiversity Inventory.

Dolichozele gravitarsis (Muesebeck, 1938)

Figure 284

Diagnostics. BOLD:AAI9864. Consensus barcode. ATTTTATATTTT-TATTTGGAATATGATCAGGAATAATTGGTTTATCAATAAGAAT-TATTATTCGAATAGAATTRAGACAATCAGGAATATTTATTGGTAAT-GATCAAATTTATAATAGATTTGTAACAGCTCATGCATTTATTA-TAATTTTTTTTATAGTCATACCAATTATAATTGGTGGATTTGGAAATT-GAYTAATTCCTTTAATATTAGGAAGWRTTGATATAGCTTTTCCAC-




Figure 284. *Dolichozele gravitarsis*.

GAATAAATAATATAAGATTTTGGATTATTAATTCCATCATTATTTTATT-
 ATTAATAAGAGGATTYATAAATATTGGTRTTGGAAGTGGTTGAACTG-
 TATATCCTCCTTTATCATTAAATGTAAGTCATAGAGGAATATCTGTTGA-
 TATAGCTATTTTTCTCTTCATTTAGCWGGAATTTCTTCAATYATAG-
 GATCAATTAATTTTATTGTTACTATTTTAAATATACGTAATTATGGAAT-
 CATTATAGAAAAAATTAGATTATTATGTTGATCAATTTTAAATFACTGT-
 TATTTTATTATTAATRTCTTTACCAGTTTTRGCTGGAGCAATTACTA-
 TATTATTAACAGATCGAAATTTAAATACTACATTTTTTGGATCCTGCTG-
 GAGGAGGTGATCCTGTATTATAYCAACATTTATTT. Both sexes have a
 strongly bent forewing vein M+Cu1 and comparatively short hind tibial spurs;
 the females have a robust and yellowish hind tarsus, which is ivory or whitish and
 slenderer in males.

Figured specimen. ♂, Alajuela, Sector Rincon Rain Forest, Camino Albergue Oscar, 10.877, -85.324, 560 meters, caterpillar collection date 3/iii/2008, wasp eclosion date 26/v/2008.

Host data. *Turruptiana obliqua* (Erebidae) feeding on *Nectandra hihua* (Lauraceae).
Caterpillar and figured male voucher codes. DHJPAR0027736.

Additional specimens. Host = *Hypocrisias* Espinoza01 DHJPAR0027736, DHJPAR0029351, DHJPAR0029352, DHJPAR0029353, DHJPAR0029355. Depository: CNC.

Notes. The species is widespread from British Columbia, Canada, through the western USA, Mexico, and Meso America. One specimen from British Columbia (BI-OUG22381-E09) is in the same BIN.

Hymenochaonia Dalla Torre, 1901

Hymenochaonia is exclusively New World in distribution although *H. delicata* (Cresson, 1872) has been introduced (apparently unsuccessfully) to Italy for biocontrol purposes. *Hymenochaonia delicata* has been recorded as a parasitoid of many caterpillar species including members of Depressariidae, Gelichiidae, Noctuidae, Pyralidae, and Tortricidae. It cannot be ruled out that more than one species of parasitoid were treated in these published reports (see Yu et al. 2016) that rely on morphological identification without examination of the type. Other species of *Hymenochaonia* are reported as parasitoids of Pyralidae and Tortricidae. The types of four previously described Neotropical species are from Cuba, Guyana, and Brazil have been examined by CvA. The 13 species proposed here more than doubles the number of known species.

Hymenochaonia kalevikulli Sharkey & van Achterberg, sp. nov.

<http://zoobank.org/30B0051E-4CCD-4922-8056-EA3ACB85DF5F>

Figure 285

Diagnostics. BOLD:AAP9411. Consensus barcode. AATATTATATTTTATTTTGG-
 GAATATGGGCAGGTATAATTGGTTTATCAATAAGATTAATTATTTCGWATA-




Figure 285. *Hymenochaonia kalevikulli*, holotype.

GAATTAGGTCAATCAGGRAGTTTAATTGCTAATGATCAAATTTAYAATA-
 GRGTAGTAACAGCTCATGCATTTATTATAATTTTTTTTATAGTTATAC-
 CAATTATAATTGGRGGATTTGGTAATTGATTAATTCCTTTAATATT-
 AGGGRGGTTGATATAGCTTTCCCACGTATAAATAATATAAGATTTT-
 GTTATTAATTCCTTCAATTATTTTATTATTAATAAGAGGATTTTT-
 GAATATTGGGGTTGGTACTGGTTGAACTATTTATCCTCCTTTATCTT-

TAAATATTAGACATTTAGGAGTTTCTTTAGATATAACTATTTTTTTCTT-TACATTTAGCTGGAATTTCTTCTATTATAGGGGCTATAAATTTTATTG-TAACAATTTTAAATATACGTAATTCTGGAGTATTAATAGATAAAATTAGAT-TATTATGTTGATCAATTTTAATTAAGTCTATTTTATTATTATTGTCTT-TACCAGTGTAGCAGGGGCAATTACAATATTATTAAGTAYCGAAAT-TTAAATACTTCTTTTTTTGATCCTTCAGGAGGGGGGACCCAATTT-TATAYCAGCATTATTT. This species and *H. keithwillmotti* sp. n. share a long and widened vein 1Cua of forewing, antenna (except blackish base) pale yellowish or whitish and distinctly curved vein cu-a of forewing. *Hymenochaonia kalevikulli* differs by having vein 1Cua of forewing longer than vein cu-a, tarsal claws simple, hind tibia white basally and remainder black, subbasal cell of forewing largely glabrous and apical half of metasoma black.

Holotype ♀. Alajuela, Sector Rincon Rain Forest, Sendero Albergue Crater, 10.84886, -85.3281, 980 meters, caterpillar collection date: 06/xii/2010, wasp eclosion date: 7/x/2010. Depository: CNC.

Host data. *Antaeotricha* caprimulgaEPR01 (Depressariidae) feeding on *Gonocalyx pterocarpus* (Fabaceae).

Caterpillar and holotype voucher codes. 10-SRNP-3034, DHJPAR0040587.

Paratypes. Hosts = *Antaeotricha* caprimulgaEPR01 and *Antaeotricha* caprimulgaEPR02. DHJPAR0040484, DHJPAR0040567, DHJPAR0040571 DHJPAR0040572, DHJPAR0040574, DHJPAR0040578, DHJPAR0040579, DHJPAR0040580, DHJPAR0040584, DHJPAR0040585, DHJPAR0040591, DHJPAR0040595. Depository: CNC.

Etymology. *Hymenochaonia kalevikulli* is named to honor Dr. Kalevi Kull for his efforts to translate and publicize ACG biodiversity biodevelopment in the Estonian language.

***Hymenochaonia kateperezae* Sharkey & van Achterberg, sp. nov.**

<http://zoobank.org/AD8DF9AB-82C3-43F2-9CC1-BE14B63D688A>

Figure 286

Diagnostics. BOLD:AAA7061. Consensus barcode. GGTTTTATATTTTATATTTGGGTTATGGGCGGGTATAATTGGKATATCAATAAGATTAGT-TATTCGTTTAGAATTAGGTCAATCAGGGGTATTAATTGGTAATGAY-CAAATTTATAATAGATTTGTAAGTCCCATGCTTTTGTATAATTTTTTT-TATAGTTATACCTATTATAATTGGGGGGTTTGGTAATTGATTAATTC-CTTTAATATTAGGAAGGGTTGATATAGCATTTCCTCGGATAAATAATAT-GAGATTTTGAATTATTAATTCCTTCAATTAATTTATTAGTTTTTAGGG-GATTTATAAATATTGGGGTAGGTAAGTGGTGAAGTGTTTATCCC-CCTTTATCATTAAATATTAGACATATAGGTATTTCTGTGGATATAG-CAATTTTTTCTTTACATTTAGCAGGGGTTTCTTCTATTATAGGAGCT-GTAAATTTTATTGTAAGTATAAATATACGAAATAATAAAGTATTTATA-



Figure 286. *Hymenochaonia kateperezae*, holotype.

GATAAAATTAGATTATTATGTTGATCTATTTTAATTACTGYAATTTTATT-
ATTATTGTCTTTACCAGTTTGTAGCYGGGGCAATTACAATATTATTAAC-
GATCGTAATTTAAATACATCTTTTTTTTGACCCAGCAGGTGGAGGGGATC-
CTGTTTTATACCAGCATTATTT. The long vein 2-SR+M of forewing (ca. as long
as vein m-cu), ovipositor sheath ca. 1.2 × as long as body and simple tarsal claws are
shared with the *H. texana* (Muesebeck, 1932) from USA and Mexico. However, the
new species has vein 1Cua distinctly wider than vein 2-Cu1 (similar in *H. texana*),
POL ca. equal to diameter of posterior ocellus (ca. 2 × diameter of posterior ocellus in
H. texana), vertex laterally pale yellowish (dark brown in *H. texana*) and vein cu-a of
forewing inclivous (vertical in *H. texana*).

Holotype ♀. Guanacaste, Sector San Cristobal, Tajo Angeles, 10.86472,
-85.41531, 540 meters, caterpillar collection date: 23/vii/2011, wasp eclosion date:
15/viii/2011. Depository: CNC.

Host data. elachBioLep01 BioLep754 (Depressariidae) feeding on *Tapirira brenesii*
(Anacardiaceae).

Caterpillar and holotype voucher codes. 11-SRNP-2902, DHJPAR0045062.

Paratypes. Host = *Stenomoma* BioLep86: DHJPAR0035531, DHJPAR0035533.
Depository: CNC.

Etymology. *Hymenochaonia kateperezae* is named to honor Ms. Kate Perez for
her many years laboring in execution and administration of the field and laboratory
actions performed by the Centre for Biodiversity Genomics to rapidly and accurately
DNA barcode tens of thousands of Costa Rican insects from Malaise traps installed by
ACG and BioAlfa.

***Hymenochaonia katherinebaillieae* Sharkey & van Achterberg, sp. nov.**

<http://zoobank.org/C8603A01-D272-42BE-8892-86B12DE3B76D>

Figure 287

Diagnosics. BOLD:ACK7901. Consensus barcode. WATATTATATTTTT-
TATTTGGRATTTGATCWGGGATAATTGGTTTATCAATAAGTTTAAT-
TATTCGTTTAGAGTTAGGTCAATCTGGTTCATTAATTGGTAATGAT-
CAAATTTATAATAGTATAGTTACTTCTCATGCTTTTATTATAATTTTTTT-
TATAGTWATACCAATTATAATTGGAGGATTTGGRAATTGATTAATTCCTT-
TAATATTAGGTAGAATTGATATAGCTTTYCCTCGAATAAATAATAAA-
GATTTTGRTTAYTRATTCCTTCAATTAAATTATTAATTTAAGGGGAT-
TATAAATATTGGRGTWGGTACTGGTTGAACAGTTTAYCCYCCTTTAT-
CATTAAATATAAGACATATAGGYATTTCTGTAGATATATCWATTTTTTCTT-
TACATTTGGCGGGTATTTCTTCTATTATAGGKCAATTAATTTTATTGT-
WACTATTTAAATATAACGAAATTATGGARTTTAATAGATAAAAATTAGTT-
TATTATGTTGATCTATTTAATTACTGTTATTTTATTATTATTKTCAT-
TRCCTGTRTTGGCTGGTGCAATYACAATATTATTRACTGATCGTAAT-
TTAAATACATCTTTTTTTGATCCTTCAGGRGGTGGRGAYCCTGTTTTA-
TATCAACATTTATTT. Similar to *H. kateperezae* sp. nov. because of the long vein



Figure 287. *Hymenochaonia katherinebailliae*, holotype.

2-SR+M of forewing (ca. as long as vein m-cu) and moderately widened and medium-sized vein 1Cua of forewing, but differs by having a brownish stripe in the subbasal cell of forewing (absent in *H. kateperezae*), vein m-cu of forewing much longer than vein 3-Cu1 (slightly longer in *H. kateperezae*), hind tarsus brownish yellow (ivory in *H. kateperezae*), tarsal claws with lamella (absent in *H. kateperezae*) and vein cu-a of forewing subvertical (inclivous in *H. kateperezae*). The long vein 2-SR+M of forewing (ca. as long as vein m-cu), simple tarsal claws and distinctly widened marginal cell of hind wing are shared with the *H. texana* (Muesebeck, 1932) from USA and Mexico. However, the new species has vein 1Cua distinctly wider than vein 2-Cu1 (similar in *H. texana*), claws with ventral lamella (with no lamella in *H. texana*), ovipositor sheath ca. as long as body (distinctly longer than body in *H. texana*) and first metasomal tergite hardly widened posteriorly (distinctly widened in *H. texana*).

Holotype ♀. Alajuela, Sector San Cristobal, Corrales Viejos, 10.89974, -85.38085, 495 meters, caterpillar collection date: 8/xi/2003, wasp eclosion date: 18/xii/2003. Depository: CNC.

Host data. *Quadraforma obliquialis* (Pyrilidae) feeding on *Myrcia splendens* (Myrtaceae)

Caterpillar and holotype voucher codes. 03-SRNP-34090, DHJPAR0029337.

Paratypes. Hosts = *Quadraforma obliquialis*, *Pococera sadotha*, *Carthara abrupta*DHJ01, *Carthara abrupta*DHJ02, *Chloropaschia pegalis*, *Carthara abrupta*, *Chloropaschia grani-talis*, *Accinctapubes albifasciata*DHJ03, *Accinctapubes albifasciata*DHJ01, *Chloropaschia mennusalis*, *Chloropaschia* Janzen3596, *Tancoa crinite*, *Deuterollyta majuscule*, *Chloropaschia* Janzen05 (all Pyralidae). DHJPAR0009297, DHJPAR0009298, DHJPAR0029180, DHJPAR0028980, DHJPAR0009658, DHJPAR0009767, DHJPAR0028996, DHJPAR0029369, DHJPAR0030262, DHJPAR0030263, DHJPAR0030264, DHJPAR0030265, DHJPAR0037792, DHJPAR0037865, DHJPAR0037866, DHJPAR0037867, DHJPAR0037868, DHJPAR0037869, DHJPAR0037870, DHJPAR0037871, DHJPAR0010512, DHJPAR0040229, DHJPAR0040230, DHJPAR0040231, DHJPAR0040232, DHJPAR0040235, DHJPAR0040236, DHJPAR0040237, DHJPAR0040238, DHJPAR0040240, DHJPAR0040609, DHJPAR0041130, DHJPAR0041131, DHJPAR0041133, DHJPAR0041134, DHJPAR0041135, DHJPAR0041136, DHJPAR0041137, DHJPAR0041209, DHJPAR0041210, DHJPAR0041211, DHJPAR0041212, DHJPAR0041213, DHJPAR0041214, DHJPAR0041216, DHJPAR0041217, DHJPAR0041218, DHJPAR0041219, DHJPAR0041220, DHJPAR0041221, DHJPAR0042391, DHJPAR0042392, DHJPAR0045055, DHJPAR0045072, DHJPAR0045378, DHJPAR0045813, DHJPAR0045819, DHJPAR0045821, DHJPAR0045829, DHJPAR0046725, DHJPAR0046726, DHJPAR0046727, DHJPAR0046728, DHJPAR0046729, DHJPAR0048080, DHJPAR0048082, DHJPAR0048084, DHJPAR0048085, DHJPAR0050913, DHJPAR0050918, DHJPAR0054448, DHJPAR0054449, DHJPAR0054450, DHJPAR0054451, DHJPAR0054452, DHJPAR0055123, DHJPAR0062983, DHJPAR0048088. Depository: CNC.

Etymology. *Hymenochaonia katherinebaillieae* is named to honor science reporter Ms. Katherine Baillie for her perceptive efforts at the University of Pennsylvania to popularize the ACG process and bioinventory.

***Hymenochaonia katherineellisonae* Sharkey & van Achterberg, sp. nov.**

<http://zoobank.org/4DB4268F-028B-42DB-BCED-6876461FB5CA>

Figure 288

Diagnostics. BOLD:ADF5149. Consensus barcode. GTATACTTTATTTTTT-TATTTGGTATGTGATCAGGAATATTGGGGYTATCTATAAGTGTGT-

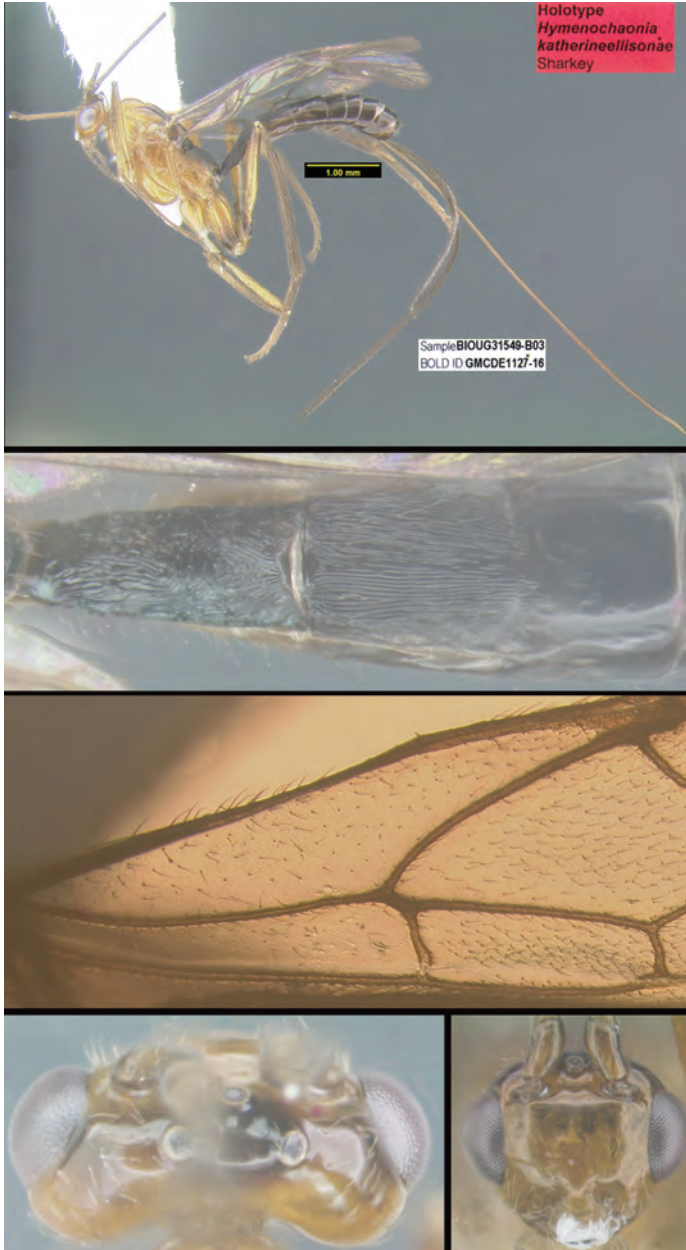


Figure 288. *Hymenochaonia katherineellisonae*, holotype.

TAATTCGTTTAGAATTAGGATGTTCTGGCACTCTTATTAATAATGAT-
 CAAATTTATAATAGATTTGTTACTGCTCATGCTTTTATTATAATTTTTTT-
 TATGGTTATACCTATTATAAATTGGGGGGTTTGGTAATTGATTAGTTCCTT-
 TAATGTTGGGGAGTGTTGATATAGCTTTCCCTCGAATAAATAATATGA-
 GATTTTGATTATTAATTCCTTCTATTAATATATGTTATTAAGGGGTTTT-
 ATTAATATTGGGGTAGGTACTGGTTGAACAGTTTATCCTCCTTTATCTT-
 TAAATGTAAGTCATATAGGTATTTCTGTTGATATAGCTATTTTTTCTT-
 TACATTTAGCGGGTATTTCTTCAATTATAGGGGCTATTAATTTTTATTGT-
 TAGAATTTTAAATATACGAAATTATGGAATTTTAAATAGAAAAAATTAGGT-
 TAATATGTTGATCTATTTAATTAAGTTACTGCTATTTTATTATTACTTTCATTGC-
 CTGTATTGGCTGGTGCTATTACAATGTTGTTAACTGAT. An easily recogniz-
 able species because of the robust (ca. 2 × as long as wide apically) and black first
 metasomal tergite, the simple tarsal claws and the dark brown stigma.

Holotype ♀. Guanacaste, Sector Cacao, Derrumbe, 10.9292, -85.4643, 1220 me-
 ters, 20/xi/2014, Malaise trap. Depository: CNC.

Host data. None.

Holotype voucher code. BIOUG31549-B03.

Paratypes. All Malaise-trapped: BIOUG33120-C06, BIOUG36548-H01. De-
 pository: CNC.

Etymology. *Hymenochaonia katherineellisonae* is named to honor Ms. Katherine
 Ellison for her support for Dr. Gretchen Daily's efforts to integrate wild biodiversity
 with national socioeconomics.

***Hymenochaonia katyvandusenae* Sharkey & van Achterberg, sp. nov.**

<http://zoobank.org/D7B7EC4D-EC48-48D8-B7BD-DF393CEF41A>

Figure 289

Diagnostics. BOLD:AAL5547. Consensus barcode. AATATTATATTTTT-
 TATTTGGGATATGATCAGGAATAATTGGTTTGTCAATAAGTT-
 TAATTATTTCGATTGGAATTAGGTCAATCAGGTACATTAATTGG-
 TAATGATCAAATTTATAATAGGTTTGTACTTCACATGCATTTATT-
 ATAATTTTTTTCATAGTTATACCAATTATAATTGGAGGGTTTGGGAATT-
 GATTAATCCCTTTAATATTAGGAAGAGTTGATATAGCTTTCCCTC-
 GAATAAATAATATAAGATTTTGGTTATTAATTCCTTCTTTAATAATGT-
 TAATTTAAGAGGATTTGTAAATATTGGGGTGGGTTACTGGTTGAA-
 CAGTTTACCCCCCTTTATCATTAATATAGACATATAGGAATTTCT-
 GTAGATATAGCTATTTTTTCTTTACATTTAGCAGGAATTTATCAAT-
 TATAGGGGCTATTAATTTTTATTGTAACAATTATAAATATACGAAATTATG-
 GAGTAATAATAGATAAAATAGATTATTAAGTTGATCAATTTAATCAC-
 TACTATTTTGTTATTATTATCATTACCTGTATTGGCTGGTGCTATTACTA-
 TATTATTAAGTATCGAAATTTAAATACGTCTTTTTTTGACCCTTCAG-
 GAGGTGGGGATCCAATTTTATATCAACATTTATTT. An easily recognizable



Figure 289. *Hymenochaonia katyvandusenae*, holotype.

species because of the unique oval shape of vein cu-a of forewing; in addition, the vein is shorter than normal (subequal to length of vein 1Cua), the first metasomal tergite is very slender and the face is bicolored.

Holotype ♀. Alajuela, Sector Rincon Rain Forest, Sendero Albergue Crater, 10.84886, -85.3281, 980 meters, caterpillar collection date: 1/iii/2010, wasp eclosion date: 29/iii/2010. Depository: CNC.

Host data. *Pilocrocis purpurascens* (Crambidae) feeding on *Pentagonia donnell-smithii* (Rubiaceae).

Caterpillar and holotype voucher codes. 10-SRNP-1080, DHJPAR0038863.

Paratypes. Host = *Pilocrocis purpurascens* (Crambidae): DHJPAR0036780, DHJPAR0037835, DHJPAR0039536, DHJPAR0040227, DHJPAR0041215, DHJPAR0042732, DHJPAR0052091, DHJPAR0052092, DHJPAR0052093, DHJPAR0057264, DHJPAR0057303. Depository: CNC.

Etymology. *Hymenochaonia katyvandusenae* is named to honor Mrs. Katy Van Dusen of Monteverde and Cuajiniquil for her decades of support of ACG activities with birds and marine projects, and chief collaborator with Frank Joyce.

***Hymenochaonia kazumifukunagae* Sharkey & van Achterberg, sp. nov.**

<http://zoobank.org/68362CB0-A909-4CAD-B881-1F54F35C1D2E>

Figure 290

Diagnostics. BOLD:AAX3464. Consensus barcode. GTTTTATATTTTT-TATTTGGGATATGATCAGGAATAATTGGTTTATCTATAAGAATAAT-TATTCGTTTAGAATTAGGGCAATC---AGGGACTTTAATTAATAATGATCAAATTTATAATAGATTTGTAACCTCACATGCATTTATTATAATTTTTTT-TATAGTTATAACCAATTATAATCGGGGGGTTTGGAAATTGGTTAATTCCTT-TAATATTAGGTAGGGTAGATATAGCTTCCCTCGGATGAATAATATAAGATTTTGGATTATTAATCCATCATTAATAATATTGATTTTAAAGGG-GATTTATAAATATTGGGGTAGGTACGGGATGAACAGTATATCCTCCTTTATCTTTGAATGTAAGGCATATAGGGGTTTCAGTTGATATAGC-TATTTTTTCTTTACATTTAGCTGGTATTTCTCTATTATGGGGGC-TATAAATTTTATTACTATTTTAAATATACGAAATTATGGGGTATTAATAGATAAATTAGATTATTATGTTGATCAGTTTAAATTAATGCAATTTTATTATTATATCATTGCCAGTTTATAGCAGGAGCTATTACAATATTATTAATGATCGAAATTTAAATACATCTTTTTTTTGATCCATCAGGAGGGGGGATCCAATTTGTATCAACATTTATTT. Both *H. keithlangdoni* and *H. kazumifukunagae* have the ovipositor sheath and antenna of ♀ medially white or ivory combined with a strongly widened vein 1Cua of forewing which is shorter than curved vein cu-a. Differs from *H. keithlangdoni* by the longer ovipositor sheath (approx. 1.3 × longer than body) and largely dark head and mesosoma.

Holotype ♀. Guanacaste, Sector Del Oro, Quebrada Serrano, 11.00025, -85.45614, 585 meters, caterpillar collection date: 19/vii/2007, wasp eclosion date: 10/viii/2007. Depository: CNC.

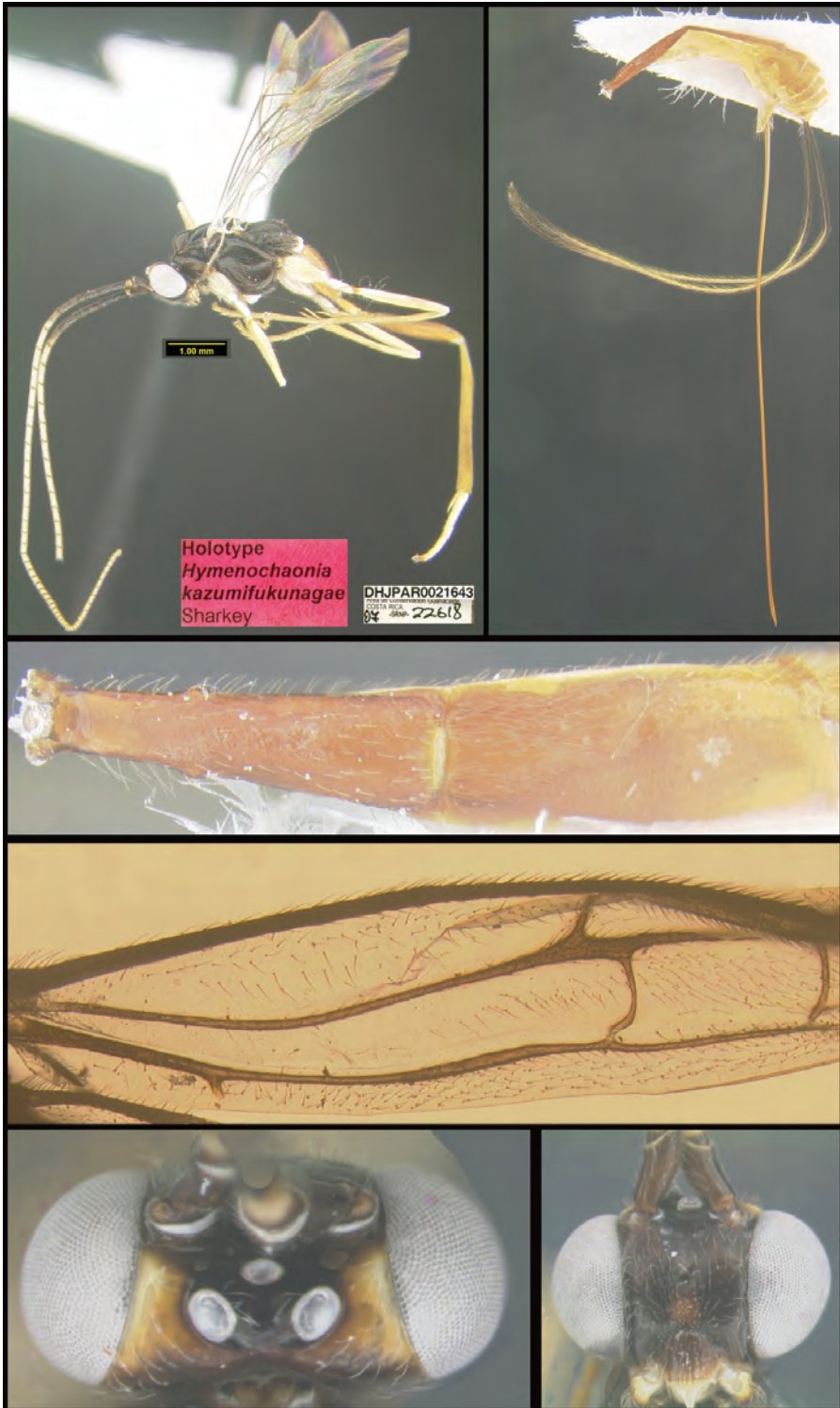


Figure 290. *Hymenochaonia kazumifukunagae*, holotype.

Host data. tortricid 07-SRNP-22617 (Tortricidae) feeding on *Hampea appendiculata* (Malvaceae).

Caterpillar and holotype voucher codes. 07-SRNP-22618, DHJPAR0021643.

Paratypes. None.

Etymology. *Hymenochaonia kazumifukunagae* is named to honor Mrs. Kazuma Fukunaga of Japan for her valiant efforts with the Japan Children's Rainforest to seek funding for the initiation of ACG land purchase.

***Hymenochaonia keithlangdoni* Sharkey & van Achterberg, sp. nov.**

<http://zoobank.org/BEB26BEC-9AE7-41BD-A266-B27AF8A33C35>

Figure 291

Diagnostics. BOLD:AAC3252. Consensus barcode. TATATTATATTTTT-TATTTGGAATATGATCGGGAATAATTGGTTTATCAATAAGTATAAT-TATTCGTTTAGAATTAGGTCAATCAGGAACTTTAATTAATAATGATCAAATTTATAATAGATTTGTAACCTTCATGCATTTATTATAATTTTTTT-TATAGTTATAACCAATTATAATTGGAGGGTTTGGAAATTGATTAATTCATTAATATTAGGAAGAGTTGATATGGCTTCCCTCGAATAAATAATATAAGATTTTGATTTGTTAATTCCTTCATTAATAATATAATTTTAAGAGGATTTATAAATATTGGAGTTGGTACAGGATGAACAGTTTATCCACCTTTATCTTTAAATGTAAGTCATATAGGAATTCAGTTGATATAGCTATTTTTTCTTTACATTTAGCTGGAATTTTCATCTATTATGGGAGCTATTAATTTTATTGTTACTATTTTAAATATACGAAAT-TATGGGGTGTTAATAGATAAAATTAGTTTATTATGTTGATCAATTTTAATTACAGCTATTTATTATTATTATCATTACCAGTTTTAGCTGGAGC-TATTACTATATTATTAAGTATCGAAATTTAAATACATCTTTTTTTTGATCCTTCAGGGGGGGGGGATCCAATTTTGATCAACATTTATTT. Both *H. keithlangdoni* and *H. kazumifukunagae* have the ovipositor sheath and antenna of ♀ medially white or ivory combined with a strongly widened vein 1Cua of forewing which is shorter than curved vein cu-a. Differs from *H. kazumifukunagae* by the shorter ovipositor sheath (approx. as long as body) and largely ivory head, mesopleuron and metapleuron.

Holotype ♀. Guanacaste, Sector Cacao, Sendero Segundo, 10.92679, -85.45332, 1180 meters, caterpillar collection date: 30/vii/2007, wasp eclosion date: 1/ix/2007. Depository: CNC.

Host data. gelJanzen01 Janzen356 (Depressariidae) feeding on *Hampea appendiculata* (Malvaceae)

Caterpillar and holotype voucher codes. 07-SRNP-36311, DHJPAR0021647.

Paratypes. Hosts = *Conchylodes salamisalis* (Crambidae) *Dichomeris* Janzen169 (Gelechiidae). DHJPAR0040592, DHJPAR0040597. Depository: CNC.

Etymology. *Hymenochaonia keithlangdoni* is named to honor Mr. Keith Langdon of the US National Park Service for his initiation of the ongoing biodiversity inventory of Great Smoky Mountains National Park.

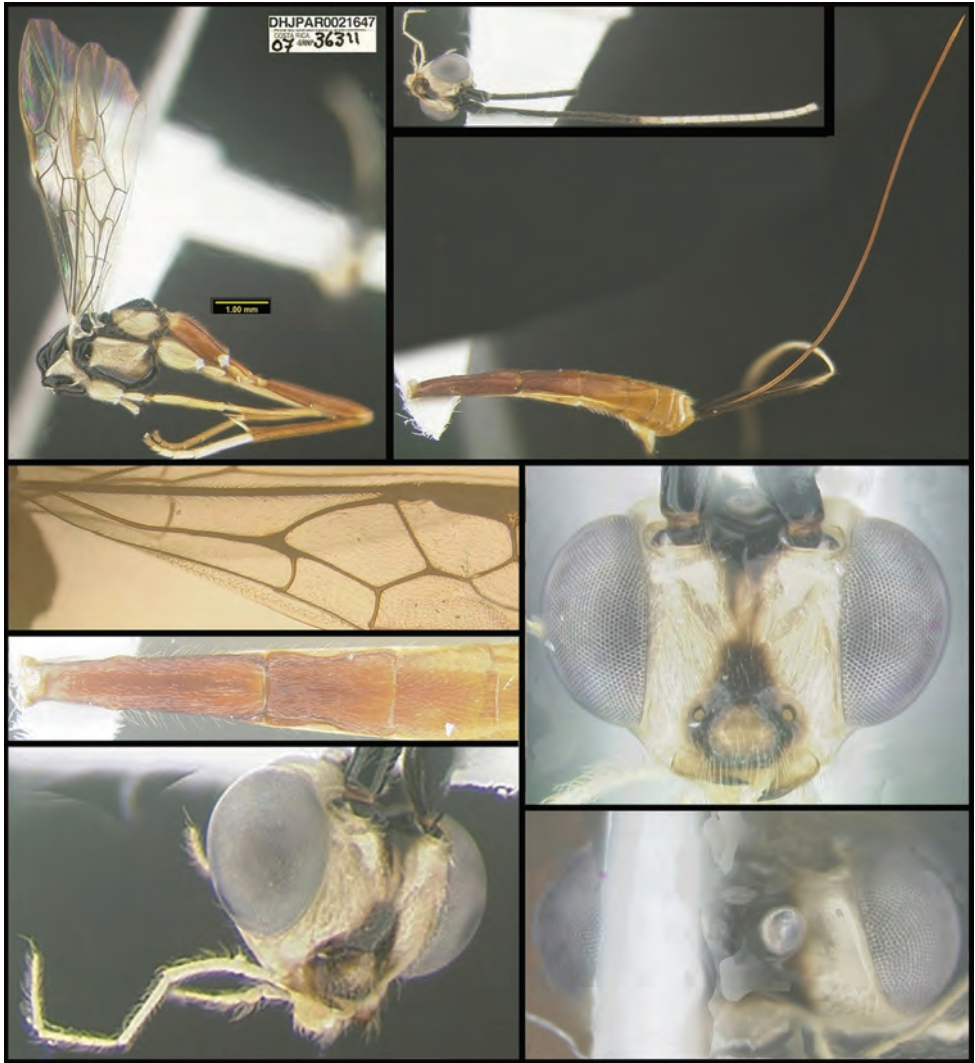


Figure 291. *Hymenochaonia keithlangdoni*, holotype.

***Hymenochaonia keithwillmotti* Sharkey & van Achterberg, sp. nov.**

<http://zoobank.org/C293B1D1-5506-4E93-8910-03178374185D>

Figure 292

Diagnostics. BOLD:AAP9457. Consensus barcode. TATATTATATTTTATATTTG-
GAATATGGTCAGGGATAAATTGGTTTATCAATAAGAATAAT'TATTCGTT-
TAGAAYTAGGTCAATCTGGTACTTTAATTAATAATGATCAAATTTATAATA-
GATTTGTTACTTYTCATGCATTTATTATAAATTTT'TTTTATAGTTATAC-
CAATTATAATTGGAGGGTTTGGTAATTGATTGATTCCTTTAATATTAG-
GTAGGGTAGATATAGCTTTTCCTCGAATAAATAATATAAGATTTTGGTT-
ATTAATTCATCTTTAATAATATTAATTTTAAGGGGATTTATAAATATTG-

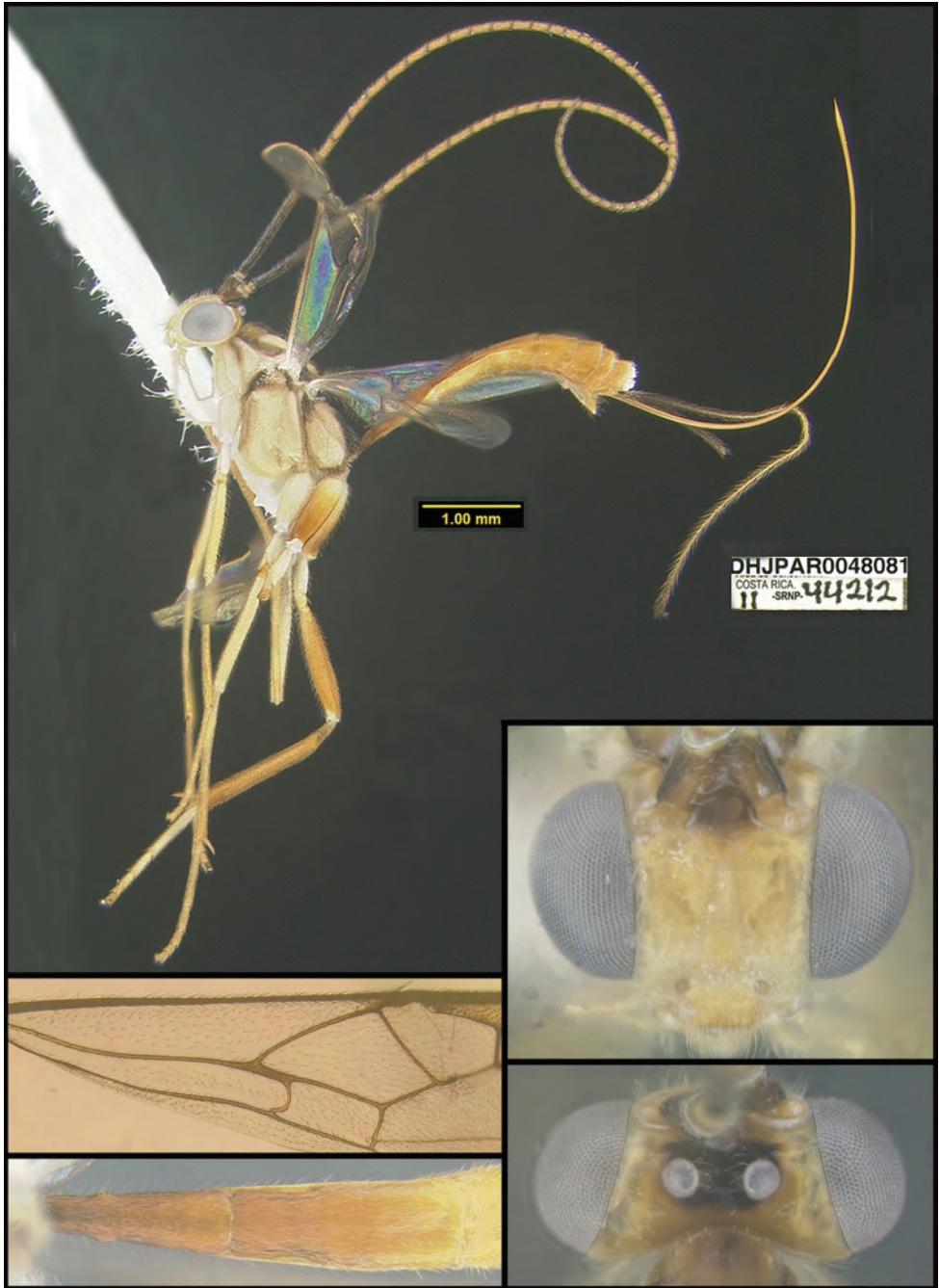


Figure 292. *Hymenochaonia keithwillmotti*, holotype.

GTGTAGGAACTGGTTGGACTGTTTATCCTCCTTTATCTTTAAATG-
YAAGTCATATAGGAATTTTCAGTAGATATAGCAATTTTTTCATTACATT-
TAGCGGGWATTTYTTCTATTTTAGGTGCCATTAATTTTATTATTACT-

ATTATAAATATACGAAATTATGGAGTATTAATAGATAAAAATTAGATTAT-TATCTTGATCAATTTTAAATTACAGCAATTTTATTATTATTATCATTAC-CAGTTTTAGCAGGTGCTATTACTATATATTATTAECTGATCGGAATTTAAAT-ACATCTTTTTTTTGATCCTTCAGGGGGGGGGGRTCCCTATTTTATAT-CAACATTTATTT. This species and *H. kalevikulli* sp. nov. share a long and widened vein 1Cua of forewing, antenna (except blackish base) pale yellowish or whitish and distinctly curved vein cu-a of forewing. *Hymenochaonia keithwillmotti* differs by having vein 1Cua of forewing approx. as long as vein cu-a, tarsal claws with ventral lamella, hind tibia brownish yellow, subbasal cell of forewing setose medially and apical half of metasoma yellowish.

Holotype ♀. Alajuela, Sector Rincon Rain Forest, Rio Francia Arriba, 10.89666, -85.29003, 400 meters, caterpillar collection date: 13/ix/2011, wasp eclosion date: 2/x/2011. Depository: CNC.

Host data. gelJanzen01 Janzen407 (Gelechiidae) feeding on *Clibadium pittieri* (Asteraceae).

Caterpillar and holotype voucher codes. 11-SRNP-44212, DHJPAR0048081.

Paratypes. Host = gelJanzen01 Janzen461 (Gelechiidae), elachJanzen01 Janzen272 (Depressaridae), *Dichomeris* Janzen703 (Gelechiidae), gelJanzen01 Janzen407 (Gelechiidae): DHJPAR0040613, DHJPAR0040570, DHJPAR0040601, DHJPAR0040603, DHJPAR0040606, DHJPAR0040607, DHJPAR0041403, DHJPAR0042758, DHJPAR0043246, DHJPAR0048083, DHJPAR0048086, DHJPAR0048087. Depository: CNC.

Etymology. *Hymenochaonia keithwillmotti* is named to honor Dr. Keith Willmott for his deep identification and publication efforts for Costa Rican butterflies in general, and ACG species in particular.

***Hymenochaonia kenjinishidai* Sharkey & van Achterberg, sp. nov.**

<http://zoobank.org/80AB4E2E-9C95-47BE-9F19-8220D975C913>

Figure 293

Diagnostics. BOLD:ACG8190. Consensus barcode. TATATTATATTTTATATTTTGGGATATGATCAGGGTTAATTGGTTTATCAATAAGATTAAT-TATTCGAATAGAGTTAGGTCAATCTGGTTTATTTATTGGTAATGATCAAATTTATAATAGTATAGTTACTGCACATGCTTTTATTATAATTTTTTT-TATAGTTATACCAATTATAATTGGGGGTTTTGGTAATTGATTAATTCCTT-TAATATTAGGAAGTGTGGATATGGCTTTCCCTCGGATAAATAATATAAGATTTTGGTTATTATTCCTTCAATTATAATATTAATTTTTTAGAG-GTTTTATAAATATTGGTGTGGTACTGGTTGAACTGTTTATCCTC-CTTTATCTATAAATATTAGACATATAGGTATATCAGTTGATATAGC-TATTTTTTCTCTTCATTTAGCTGGGATTTCTTCAATTATAGGTTCTAT-TAATTTTATTGTTACAATTATAAATATACGAAATATATAGTGTTAATAGATAAAATAGTTTATTTTGGTTGATCAGTATTAATTACAGTTATTTTATTGTT-ATTATCTTTGCCTGTTTTAGCTGGTGCAATTACAATATTATTAECTGATC-




Figure 293. *Hymenochaonia kenjinishidai*, holotype.

GAAATTTAAATACTTCTTTTTTTTGATCCTGCTGGAGGGGGGGGATC-CAGTTTTATATCAACATTTATTT. Very similar to *H. pallida* (Cresson, 1865) because of the pale colored body and stigma, slender first metasomal tergite and simple

tarsal claws. The new species differs by having the first subdiscal cell of forewing approx. $1.5 \times$ longer than wide (approx. $2.5 \times$ in *H. pallida*), vein cu-a of forewing curved (straight) and mesosoma with dark brown pattern (entirely brownish yellow).

Holotype ♂. Guanacaste, Sector Santa Rosa, Bosque San Emilio, 10.8438, -85.6138, 300 meters, 4/vii/2012, Malaise trap. Depository: CNC.

Host data. None.

Holotype voucher code. BIOUG06141-G06.

Paratypes. None.

Etymology. *Hymenochaonia kenjinishidai* is named to honor Dr. Kenji Nishida for his intense efforts to read and understand Costa Rican biodiversity.

***Hymenochaonia kimberleysheldonae* Sharkey & van Achterberg, sp. nov.**

<http://zoobank.org/0BC2030D-E975-419E-BED7-2952D883CD9F>

Figure 294

Diagnosics. BOLD:AAB4677. Consensus barcode. AATATTATATTTTT-TATTTGGGTTATGATCTGGAATAATTGGGTTATCAATTAGATTAAT-TATTCGTATAGA ACTAAGACAATCAGGGGTTTTATTAAATAATGATCAAATTTATAATAGGTTAGTTACTATGCATGCTTTTTATTATAATTTTTTT-TATAGTTATAACCAATTATAATTGGTGGATTTGGAAATTGGTTAATTCCTT-TAATGTTGGGTAGAGTGGATATGGCTTTTCCTCGTATAAATAATATAAGATTTTGGTTATTAATTCCTTCATTAATATTATTAATTTAAGAGGTTT-TATAAATATTGGGGTTGGAAGTGGATGAACAGTGTATCCTCCTCTTTCAT-TAAATGTTAGACATATAGGTATTTCTGTAGATATAGCTATTTTTTCTT-TACATTTAGCTGGAATTTCTTCAATTATAGGAGCTATTAATTTATTA-GAACAATTTTAAATATACGTAATTATGGGGTTTTAATAGATAAAATTA-GATTAATATGTTGATCTATTTTAATTAATTAATTTTATTATTATTATCTT-TACCTGTATTGGCAGGAGCTATCACAATATTATTAACAGATCGTAAT-TTAAATACTTCTTTTTTTTGATCCTYCGGGAGGGGGGACCCTATTTTATCAACATTTATTT. The new species shares with *H. maculicoxa* (Enderlein, 1920) the elongate and largely transversely striate first metasomal tergite. *Hymenochaonia kimberleysheldonae* differs because it has vein cu-a of forewing longer and slightly narrower (shorter and slightly wider in *H. maculicoxa*), hind femur and coxa yellowish (mainly blackish) and first tergite slenderer, especially in front of spiracles (less slender).

Holotype ♀. Guanacaste, Sector Pitilla, Sendero Naciente, 10.98705, -85.42816, 700 meters, caterpillar collection date: 25/i/2014, wasp eclosion date: 24/ii/2014. Depository: CNC.

Host data. *Desmia* BioLep06 (Crambidae) feeding on *Hoffmannia liesneriana* (Rubiaceae).

Caterpillar and holotype voucher codes. 14-SRNP-30295, DHJPAR0055155.

Paratypes. Hosts = *Syngamia florella*, *Desmia ploralis*, *Desmia* Janzen09, *Desmia* BioLep06, *Desmia* Janzen14, *Desmia* Solis19 (all Crambidae). DHJPAR0036730, DHJPAR0036724, DHJPAR0028982, DHJPAR0037872, DHJPAR0037874, DHJ-




Figure 294. *Hymenochaonia kimberlysheldonae*, holotype.

PAR0039388, DHJPAR0040233, DHJPAR0050353, DHJPAR0050914, DHJPAR0055154, DHJPAR0056290. Depository: CNC.

Etymology. *Hymenochaonia kimberlysheldonae* is named to honor Dr. Kimberly Sheldon of the University of Tennessee for her intense and effective efforts to translate why “Mountain Passes are higher in the Tropics” to today’s concern for climate change impacts on biodiversity.

***Hymenochaonia krisnorvigae* Sharkey & van Achterberg, sp. nov.**

<http://zoobank.org/7A0B4044-DB83-4475-AC55-D90D948CBC83>

Figure 295

Diagnostics. BOLD:ACR5126. Consensus barcode. ATATTATATTTT-TATTTCGGTATATGATCTGGTGTAATTGGTTTATCAATAAGATTAAT-

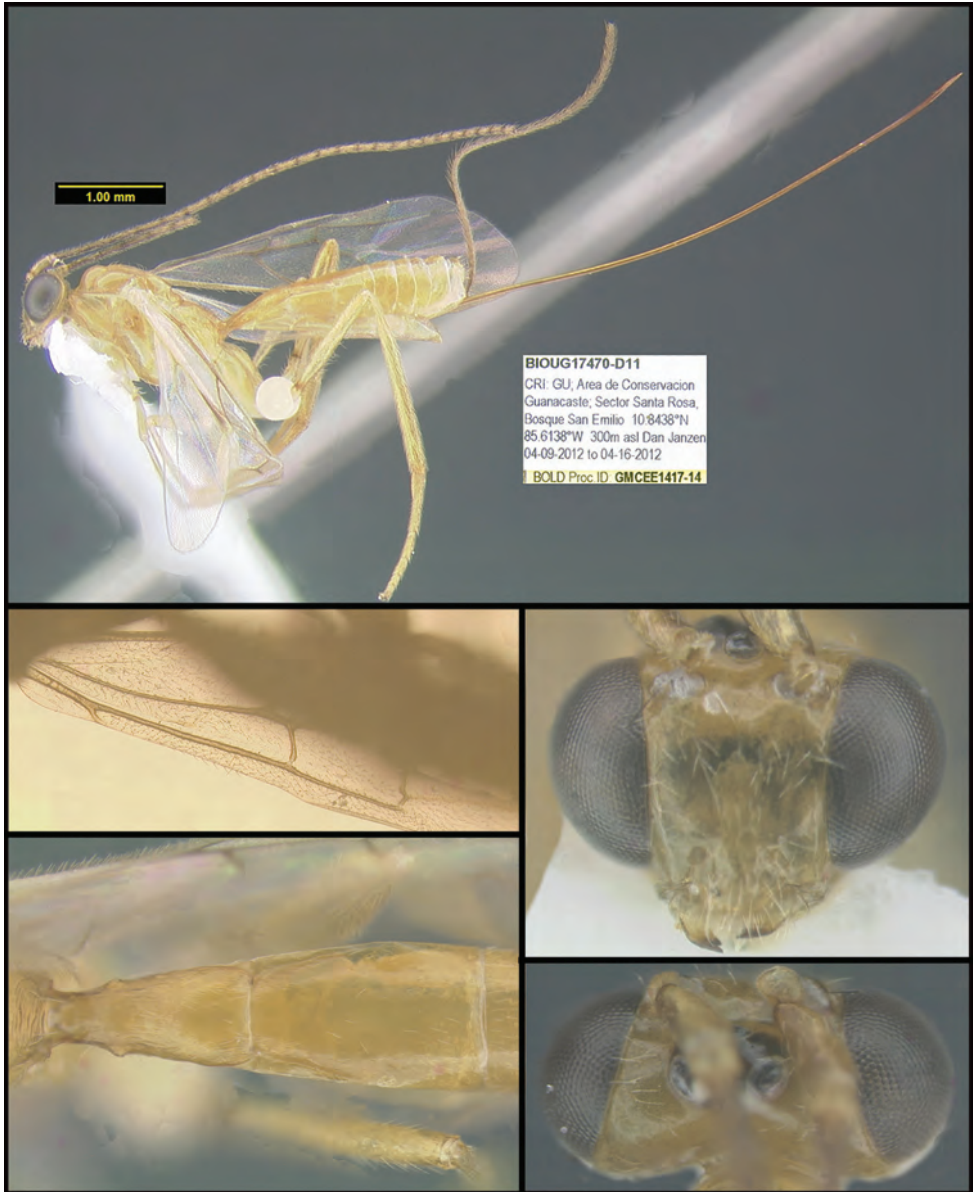


Figure 295. *Hymenochaonia krisnorvigae*, holotype.

TATTCGAATAGAATTAGGTCAATCTGGGTCTTTGATTGGTAATGAT-
 CAAATTTATAATAGTTTTGTTACTGCTCATGCTTTTATTATAATTTTTT-
 TATAGTTATAACCAATTATAATTGGTGGGTTTGGTAATTGATTAATTCCTT-
 TAATATTAGGAAGAGTTGATATAGCTTCCCTCGGATAAATAATATAA-
 GATTTTGATTATTAATTCCTTCAATTATATTATTAATTATAAGAG-
 GATTTATAAATATTGGTGTAGGAAGTGGGTGAACAGTTTATCCTC-
 CTTTATCTTTAAATATTAGACATATAGGGATTTTCAGTTGATATAT-

CAATTTTTTCATTACATTTAGCAGGGGTATCCTCAATTATAGGTGCTAT-
 TAATTTTATTATTACAATTTTAAATATGCGAAATTATGGTGTATTAATA-
 GATAAGATTAGATTATTATGTTGATCTGTATTAATTACAGCTATTTTAT-
 TATTATTATCATTACCAGTATTAGCAGGTGCTATTACTATATTATTAACA-
 GAT----- . Very similar to the Nearctic and Neotropical
H. delicata (Cresson, 1872) because of its size, narrow temples, robust first metasomal
 tergite and pale yellow stigma, but differs by having simple tarsal claws (with small
 ventral lamella in *H. delicata*), vein cu-a of forewing slightly inclivous and straight
 (subvertical and slightly curved in *H. delicata*), vein 1Cua of forewing wider than
 vein 2-Cu1 (similar in *H. delicata*), T1–2 largely smooth and shiny (aciculate and less
 shiny in *H. delicata*) and malar space ca. as long as basal width of mandible (shorter
 in *H. delicata*).

Holotype ♀. Guanacaste, Sector Santa Rosa, Bosque San Emilio, 10.8438,
 -85.6138, 300 meters, 16/iv/2012, Malaise trap. Depository: CNC.

Host data. None.

Holotype voucher code. BIOUG17470-D11.

Paratypes. None.

Etymology. *Hymenochaonia krisnorvigae* is named to honor Mrs. Kris Norvig for
 her major contribution to the survival and land development of ACG.

***Hymenochaonia lilianamadrigalae* Sharkey & van Achterberg, sp. nov.**

<http://zoobank.org/E88AE694-95D9-43E1-9FA1-A7CAC0762F56>

Figure 296

Diagnostics. BOLD:AAA7058. Consensus barcode. GATATTGATTTTTTATTTG-
 GAATATGATCAGGAATAGTAGGTTTATCAAWAAGAATAATTATTCGAATG-
 GAATTAGGTCAAGTGGGAGATTTAATTGGAAATGATCAAATTTATAATA-
 GATTTGTTACTGCTCATGCATTTGTAATAATTTTTTTTATAGTTATAC-
 CAATTATAATTGGGGGATTTGGTAATTGRTTAATTCCTTTAATGTTAG-
 GAAGAGTCGATATAGCTTTTCCTCGTATAAATAATATAAGATTTTG-
 GTTATTAATTCMTCAATTATATTATTAATTTTTTAGTGGATTTAT-
 GAATATTGGGGCGGGGACTGGTTGAACAGTTTATCCACCTTTATCAT-
 TAAATATTAGACATATAGGAGTTTCRGTGATATGGCAATTTTTTCTT-
 TACATTTAGCTGGAATTTCTYCAATTATGGGTTTCAGTTAATTTTATT-
 ATTACTATTATAAATATACGAAATTAAYGGGTATTAATAGAAAAAATTA-
 GATTATTATGTTGATCAATTTAATTACTGTAATTTTATTATTATTAT-
 CATTACCYGTATTAGCAGGTGCTATTACTATAYTATTAAGTATCGAAAT-
 TAAATACTTCTTTCTTTGATCCTGCAGGTGGAGGTGATCCAATTTTA-
 TATCAGCATTATTT. Strong sexual dimorphism, subbasal cell of forewing without
 brownish patch and sparsely setose, tarsal claws with ventral lamella, vein 1Cua of
 the forewing short and hardly widened, and vertex darkened this species is closely
 related to *H. nupera* (Cresson, 1872). *Hymenochaonia lilianamadrigalae* differs by the



Figure 296. *Hymenochaonia lilianamadrigalae* holotype female; except male paratype (top right) to show sexual dimorphism in color.

yellowish brown mesoscutal lobes (more or less darkened) and POL approx. equal to diameter of posterior ocellus (approx. $1.6 \times$ diameter of posterior ocellus).

Holotype ♀. Guanacaste, Sector Santa Rosa, Sendero Natural, 10.83575, -85.61253, 290 meters, caterpillar collection date: 8/vi/2001, wasp eclosion date: 27/v/2002. Depository: CNC.

Host data. *Syllepte belialis* (Crambidae) feeding on *Casearia corymbosa* (Salicaceae).

Caterpillar and holotype voucher codes. 01-SRNP-13023, DHJPAR0029366.

Paratypes. Hosts = *Syllepte belialis*. DHJPAR0029363, DHJPAR0029364, DHJPAR0029361, DHJPAR0029362, DHJPAR0035255, DHJPAR0035290, DHJPAR0055768, DHJPAR0055920.

Etymology. *Hymenochaonia lilianamadrigalae* is named to honor Mrs. Liliana Madrigal of Costa Rica for her seminal and founding role in all that is ACG since November 2005. Depository: CNC.

***Hymenochaonia lizlangleyae* Sharkey & van Achterberg, sp. nov.**

<http://zoobank.org/4FC2E68A-3FB7-4E00-B401-B1BE6FE2650D>

Figure 297

Diagnostics. BOLD:ACK7939. Consensus barcode. AATATTATATTTTWT-WTTTGGAAATATGATCAGGAATAGTAGGTYTATCAATGAGAATAAT-TATTCGAATGGAATTAGGTCAAGTAGGGGATTTAATTGGAAATGATCAAATTTATAATAGATTTGTTACTGCTCATGCATTTGTAATAATTTTTTTTATGGTTATAACCAATTATAATTGGGGGATTTGGTAATTGATTAATTCCATTAATATTAGGAAGAGTTGATATAGCTTTYCCTCG-TATAAATAATATAAGGTTTTGATTATTAATTCATCAATTATATTATTAATTTTTAGAGGATTYATAAATATTGGTGTAGGKACTGGATGAACAGTTTATCCACCTTTATCATTAATATTAGACATATAGGAGTTTCAGTTGATATAGCAATTTTTCTTTACATTTAGCTGGGRTTTTCTTCAATTATAGGTTTCAGTTAATTTTATTATTACTATTATAAATATACGAAATTAYGGAG-TATTAATAGAAAAATTAGRTTATTATGTTGATCAATTTAATTACTGTGATTTTATTATTATTATCATTACCTGTATTAGCAGGTGCTATTACTATAT-TATTAECTGATCGAAATTTAAATACATCTTTTTTTTGATCCTGCAGGTG-GRGGGATCCAATTTTATATCAACATTTATTT. Similar to *H. lilianamadrigalae* sp. nov. and *H. nupera* (Cresson, 1872) because of sharing the lack of a brownish patch in the subbasal cell of forewing, tarsal claws with ventral lamella, vein 1Cu of the forewing short and hardly widened, and darkened vertex. *Hymenochaonia lizlangleyae* differs by having the subbasal cell of forewing largely glabrous (sparsely setose in *H. nupera*), mesoscutal lobes yellowish brown (more or less darkened in *H. nupera*) and POL approx. $0.8 \times$ diameter of posterior ocellus (approx. $1.6 \times$ diameter of posterior ocellus in *H. nupera*).

Holotype ♀. Guanacaste, Sector Santa Rosa, Bosque San Emilio, 10.84389, -85.61384, 300 meters, caterpillar collection date: 13/vii/2005, wasp eclosion date: 2/viii/2005. Depository: CNC.




Figure 297. *Hymenochaonia lizlangleyae*, holotype.

Host data. *Eulepte* Solis15 (Crambidae) feeding on *Handroanthus ochraceus* (Bignoniaceae).

Caterpillar and holotype voucher codes. 05-SRNP-18593, DHJPAR0009306.

Paratypes. Hosts = *Eulepte* Solis15, *Syllepte aechmisalis* (Crambidae). DHJPAR0009305, DHJPAR0009309, DHJPAR0009324, DHJPAR0009325, DHJPAR0009326, DHJPAR0009307, DHJPAR0009308, DHJPAR0029409, DHJ-

PAR0028991, DHJPAR0036306, DHJPAR0041541, BIOUG06141-D03. Depository: CNC.

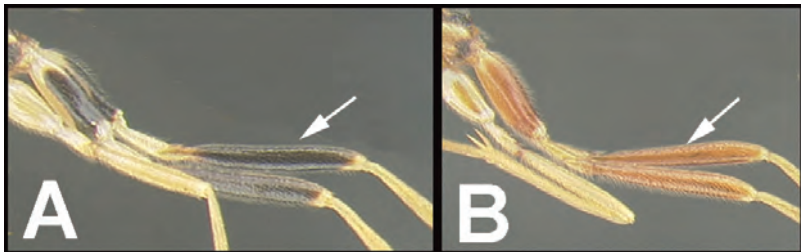
Etymology. *Hymenochaonia lizlangleyae* is named to honor science writer Ms. Elizabeth Langley for her accurately popularizing the phenomenon of snake mimicry by ACG caterpillars.

Macrocentrus Curtis, 1833


Macrocentrus is worldwide in distribution with 190 described species, a few of which have been widely used in biological control. There are three species from Mexico described by Enderlein (1920) and one by Wharton (1984). It is possible that some of the Mexican species may be conspecific with some of those proposed here. Species of *Macrocentrus* have been recorded from a wide range of lepidopteran families. COI barcodes have worked remarkably well on Costa Rican braconids. However, in an exceptional case, seven species of *Macrocentrus* fall into a single BIN (BOLD:ACK7466), and two species fall into another BIN (BOLD:ACK7467). The species in these two BINs differ morphologically and in host choice, and can be separated unambiguously into independent clades within their respective BINs. Since the seven species in BIN BOLD:ACK7466 cannot be separated by BIN placement, a morphological key is provided in addition to their barcode and their morphological diagnoses. The two species in BIN BOLD:ACK7467 are diagnosed morphologically in their respective treatments.

Key to the species of *Macrocentrus* in BIN BOLD:ACK7466.

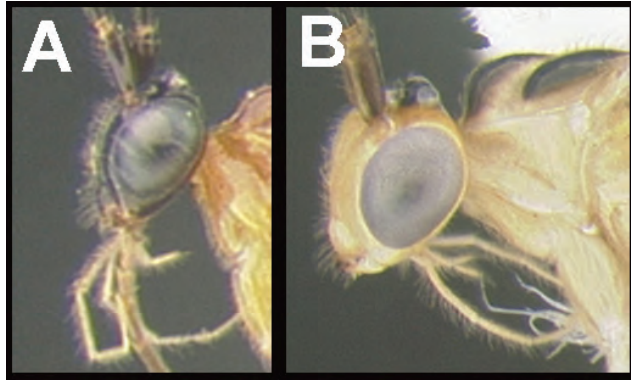
- 1 A. Hind femur partly to entirely black 2
- B. Hind femur entirely yellow to reddish brown 4




- 2(1) A. Mesopleuron black below precoxal groove.....*M. gustavogutierrez*
- B. Mesopleuron pale yellow to orange-brown below precoxal groove 3



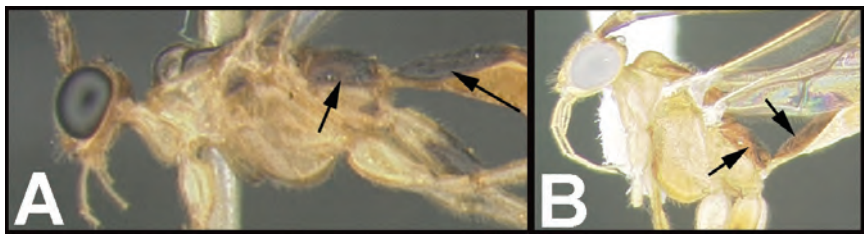
- 3(2) A. Face and gena predominantly black..... *M. geoffbarnardi*
- B. Face and gena predominantly yellow..... *M. gregburtoni*




- 4(1) A. Mesopleuron black below precoxal groove..... *M. gretchendailyae*
- B. Mesopleuron pale yellow to light brown below precoxal groove..... 5



- 5(4) A. Propodeum and first metasomal tergum black..... *M. lucianocapelli*
- B. Propodeum and first metasomal tergum yellowish brown..... 6



- 6(5) A. Hind femur reddish brown..... *M. grettelvegae*
- B. Hind femur yellow *M. fredsingeri*



***Macrocentrus fredsingeri* Sharkey & van Achterberg, sp. nov.**<http://zoobank.org/265D1EB3-32EB-467F-BFA1-BFCB7D6966C1>

Figure 298

Diagnostics. BOLD:ACK7466. Consensusbarcode. YATATTRTATTTTTTRTTTG-GTATRTGRTCTGGGGWRWTAGGTTTATCAYTAAGTTTAATTATTCG-TATAGAATTRGGTCAAATTGGTTYATTTATTGGAAATGATCAAATT-TAYAATAGTATTGTTACTTCTCATGCTTTTATTATAATTTTTTTTATAGT-

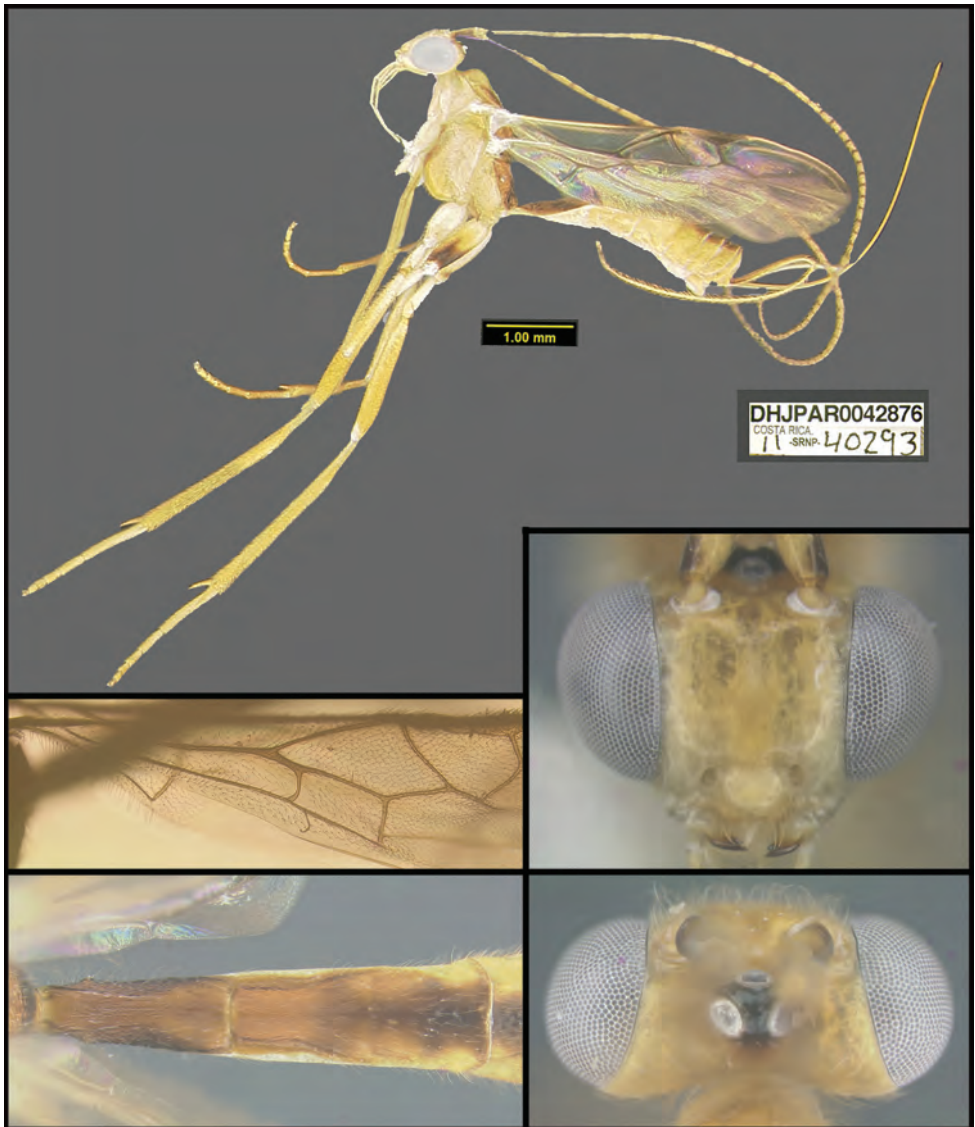


Figure 298. *Macrocentrus fredsingeri*, holotype.

TATRCCTATTATAATTGGGGGKTTTGGHAATTGRTTRATTCCYT-
 TAATATTAGGRAGTGTTGATATAGCTTTYCCTCGAATAAATAATATAA-
 GATTTTGATTATTARTTCCTTCTTTAATATTATTAATTTTAAGWGGRTT-
 TATAAATATTGGTGTAGGTACAGGATGAACAGTWTAYCCYCCTTTATCAY-
 TAAATGTTAGTCATATAGGRATTTCTGTMGATATAGYTATTTTTTCAY-
 TACATTTGGCTGGWATTTCTTCAATTATAGGKGCTATTAATTTTATTGT-
 TACTATTATAAATATACGAAATTATGGGGTATTAATAGATAAAATTAGAT-
 TATTATYATGATCAATTTTAATTACRGCTATTTTATTATTRTTATCTTTAC-
 CTGTGTTAGCTGGTGCWATTACAATATTRTTAACTGAYCGTAATTTAAAT-
 ACATCYTTTTTTTGAYCCTGCTGGAGGAGGRGRYCCTATTTTATAY-
 CAACATTTATTT. Recognizable by the combinations of largely setose subbasal cell
 of forewing, vein 1Cua of forewing ca. as long as vein cu-a and moderately widened,
 POL 0.7 × diameter of posterior ocellus, dorsal carinae of first tergite surpassing mid-
 dle of tergite, first tergite with oblique striae latero-posteriorly, pterostigma mainly
 dark brown and contrasting with pale R1b vein and antenna largely pale yellowish.

Holotype ♀. Alajuela, Sector Rincon Rain Forest, Conguera, 10.91589,
 -85.26631, 420 meters, caterpillar collection date: 17/i/2011, wasp eclosion date: 10/
 ii/2011. Depository: CNC.

Host data. *Neurophyseta clymenalis*DHJ03 (Crambidae) feeding on *Cyathea
 trichiata* (Cyatheaceae).

Caterpillar and holotype voucher codes. 11-SRNP-40293, DHJPAR0042876.

Paratypes. Hosts = *Neurophyseta clymenalis*DHJ03. DHJPAR0042874, DHJ-
 PAR0042869, DHJPAR0042865, DHJPAR0041508, DHJPAR0042878, DHJ-
 PAR0043228, DHJPAR0041474, DHJPAR0041458, DHJPAR0041522, DHJ-
 PAR0041528, DHJPAR0042866, DHJPAR0042868, DHJPAR0042871, DHJ-
 PAR0041476, DHJPAR0041477, DHJPAR0041479, DHJPAR0041480, DHJ-
 PAR0041481, DHJPAR0041483, DHJPAR0041484, DHJPAR0041486, DHJ-
 PAR0041489, DHJPAR0041501, DHJPAR0041505, DHJPAR0051407. Deposi-
 tory: CNC.

Etymology. *Macrocentrus fredsingeri* is named to honor Dr. Fred Singer for his
 valiant effort to document and describe the academic forces by DHJ and WH leading
 up to and founding of ACG.

***Macrocentrus geoffbarnardi* Sharkey & van Achterberg, sp. nov.**

<http://zoobank.org/BDB6FB4F-5C49-4C3F-9690-08FC0700B3CD>

Figure 299

Diagnosics. BOLD:ACK7466. Consensusbarcode. YATATTRTATTTTTTRTTTG-
 GTATRTGRTCTGGGGWRWTAGGTTTATCAYTAAGTTTAAATTATTCG-
 TATAGAATTRGGTCAAATTGGTTYATTTATTGGAAATGATCAAAT-
 TAYAATAGTATTGTTACTTCTCATGCTTTTATTATAATTTTTTTTATAGT-
 TATRCCTATTATAATTGGGGGKTTTGGHAATTGRTTRATTCCYT-




Figure 299. *Macrocentrus geoffbarnardi*, holotype.

TAATATTAGGRAGTGTTGATATAGCTTTYCCTCGAATAAATAATATAA-
GATTTTGATTATTARTTCCTTCTTTAATATTATTAATTTTAAGWGGRTT-
TATAAATATTGGTGTAGGTACAGGATGAACAGTWTAYCCYCCTTTATCAY-
TAAATGTTAGTCATATAGGRATTTCTGTMGATATAGYTATTTTTTTCAY-
TACATTTGGCTGGWATTTCTTCAATTATAGGKGCTATTAATTTTATTGT-
TACTATTATAAATATACGAAATTATGGGGTATTAATAGATAAAAATTAGAT-

TATTATYATGATCAATTTTAATTACRGCTATTTTATTATTRTTATCTTTAC-CTGTGTTAGCTGGTGCWATTACAATATTRTTAACTGAYCGTAATTTAAAT-ACATCYTTTTTTTGAYCCTGCTGGAGGAGGRGRYCCTATTTTATAY-CAACATTTATTT. Belongs to the group with vein M+Cu of forewing distinctly widened apically. Ventral half of mesopleuron and metapleuron brownish yellow; vein 1A of forewing narrow subapically. It differs from *M. gregburtoni* and *M. grettelvegae* by the strongly widened vein 1Cua of forewing (vs. approx. 5 × wider than vein 1Cub; approx. 3 × wider in both other species), and largely dark brown hind tibia, head, and first metasomal tergite (vs. mainly yellowish or brownish in both other species).

Holotype ♀. Guanacaste, Sector Pitilla, Bullas, 10.98670, -85.38503, 440 meters, caterpillar collection date: 24/i/2013, wasp eclosion data: 19/ii/2013. Depository: CNC.

Host data. *Syllepis marialis* (Crambidae) feeding on *Allophylus pilospermus* (Sapindaceae).

Caterpillar and holotype voucher codes. 13-SRNP-70155, DHJPAR0050916.

Paratypes. Host = *Syllepis marialis*: DHJPAR0035268, DHJPAR0038828, DHJPAR0028992, DHJPAR0028995, DHJPAR0039162, DHJPAR0048712, DHJPAR0028994, DHJPAR0038891, DHJPAR0040081, DHJPAR0049246. Depository: CNC.

Etymology. *Macrocentrus geoffbarnardi* is named to honor Mr. Geoff Barnard, formerly of The Nature Conservancy for his founding role in the planning and execution of the initiation of ACG.

***Macrocentrus gregburtoni* Sharkey & van Achterberg, sp. nov.**

<http://zoobank.org/AB1E2C3E-BD96-4A38-882F-4E748D166AE5>

Figure 300

Diagnostics. BOLD:ACK7466. Consensusbarcode. YATATTRTATTTTTTRTTTG-GTATRTGRTCTGGGGWRWTAGGTTTATCAYTAAGTTTAATTATTCG-TATAGAATTRGGTCAAATTGGTTYATTTATTGGAAATGATCAAAT-TAYAATAGTATTGTTACTTCTCATGCTTTTATTATAATTTTTTTTATAGT-TATRCCTATTATAATTGGGGGKTTTGGHAATTGRTTRATTCCTT-TAATATTAGGRAGTGTTGATATAGCTTTYCCTCGAATAAATAATATAA-GATTTTGATTATARTTCCTTCTTTAATATTATTAATTTTAAGWGGRTT-TATAAATATTGGTGTAGGTACAGGATGAACAGTWTAYCCYCCTTTATCAY-TAAATGTTAGTCATATAGGRATTTCTGTMGATATAGYTATTTTTTTCAY-TACATTTGGCTGGWATTTCTTCAATTATAGGKGCTATTAATTTTATTGT-TACTATTATAAATATACGAAATTATGGGGTATTAATAGATAAAAATTAGAT-TATTATYATGATCAATTTTAATTACRGCTATTTTATTATTRTTATCTTTAC-CTGTGTTAGCTGGTGCWATTACAATATTRTTAACTGAYCGTAATTTAAAT-ACATCYTTTTTTTGAYCCTGCTGGAGGAGGRGRYCCTATTTTATAY-CAACATTTATTT. Belongs to the group with vein M+Cu of forewing distinctly widened apically. Vein 1Cua of forewing approx. 3 × wider than vein 1Cub, vein 1A of forewing narrow subapically and of metapleuron brownish yellow. Shares with




Figure 300. *Macrocentrus gregburtoni*, holotype.

M. grettelvegae the pale (yellowish brown or brownish yellow) hind tibia and pale yellow head (except for black stemmaticum); it differs by the largely dark brown pterostigma (yellowish brown in *M. grettelvegae*), rather robust second metasomal tergite (slenderer in *M. grettelvegae*), largely dark brown first tergite (pale brown in *M. grettelvegae*), and largely blackish dorsal face of mesosoma (mainly yellowish brown in *M. grettelvegae*).

Holotype ♀. Guanacaste, Sector Pitilla, Estación Pitilla, 10.98931, -85.42581, 675 meters, caterpillar collection date: 5/iv/2010, wasp eclosion date: 21/iv/2010. Depository: CNC.

Host data. *Herpetogramma phaeopteralis* (Crambidae) feeding on *Paspalum nutans* (Poaceae).

Caterpillar and holotype voucher codes. 10-SRNP-30965, DHJPAR0039541.

Paratypes. None.

Etymology. *Macrocentrus gregburtoni* is named to honor Mr. Greg Burton of California for his support of ACG's development of its inventory and biodiversity development.

***Macrocentrus gretchendailyae* Sharkey & van Achterberg, sp. nov.**

<http://zoobank.org/7EBE7B1F-5215-49DA-91C2-427EECAD99B0>

Figure 301

Diagnostics. BOLD:ACK7466. Consensus barcode. YATATTRTATTTTTTRTTTG-GTATRTGRTCTGGGGWRWTAGGTTTATCAYTAAGTTTAATTATTCG-TATAGAATTRGGTCAAATTGGTTYATTTATTGGAAATGATCAAATT-TAYAATAGTATTGTTACTTCTCATGCTTTTATTATAATTTTTTTTATAGT-TATRCCTATTATAATTGGGGGKTTTGGHAATTGRTTRATTCCTT-TAATATTAGGRAGTGTGATATAGCTTTYCCTCGAATAAATAATATAA-GATTTTGATTATTARTTCCTTCTTTAATATTATTAATTTTAAGWGGRTT-TATAAATATTGGTGTAGGTACAGGATGAACAGTWTAYCCYCCTTTATCAY-TAAATGTTAGTCATATAGGRATTTCTGTMGATATAGYTATTTTTTCAY-TACATTTGGCTGGWATTTCTTCAATTATAGGKGCTATTAATTTTATTGT-TACTATTATAAATATACGAAATTATGGGGTATTAATAGATAAAATTAGAT-TATTATYATGATCAATTTTAATTACRGCTATTTTATTATTRTTATCTTTAC-CTGTGTTAGCTGGTGCWATTACAATATTRTTAACTGAYCGTAATTTAAAT-ACATCYTTTTTTTGAYCCTGCTGGAGGAGGRGRYCCTATTTTATAY-CAACATTTATTT. Belongs to the group with vein M+Cu of forewing distinctly widened apically. Ventral half of mesopleuron and part of metapleuron largely black and first metasomal tergite subparallel-sided. Differs from *M. jesseausubeli*, *M. gustavo-gutierrezii*, and *M. jennyphillipsae* by having the hind femur pale brown (black in other species) and the first metasomal tergite yellowish brown.

Holotype ♀. Alajuela, Sector Rincon Rain Forest, San Lucas, 10.91846, -85.30338, 320 meters, caterpillar collection date: 8/i/2014, wasp eclosion date: 3/ii/2014. Depository: CNC.

Host data. *Piletosoma thialis* (Crambidae) feeding on *Doliocarpus multiflorus* (Dilleniaceae).

Caterpillar and holotype voucher codes. 14-SRNP-40250, DHJPAR0054411.

Paratypes. Host = *Piletosoma thialis*: DHJPAR0017227, DHJPAR0035152, DHJPAR0035306, DHJPAR0035305, DHJPAR0040082, DHJPAR0035262, DHJPAR0035264, DHJPAR0035269, DHJPAR0035151, DHJPAR0038018, DHJPAR0063008, DHJPAR0063009, DHJPAR0063035. Depository: CNC.

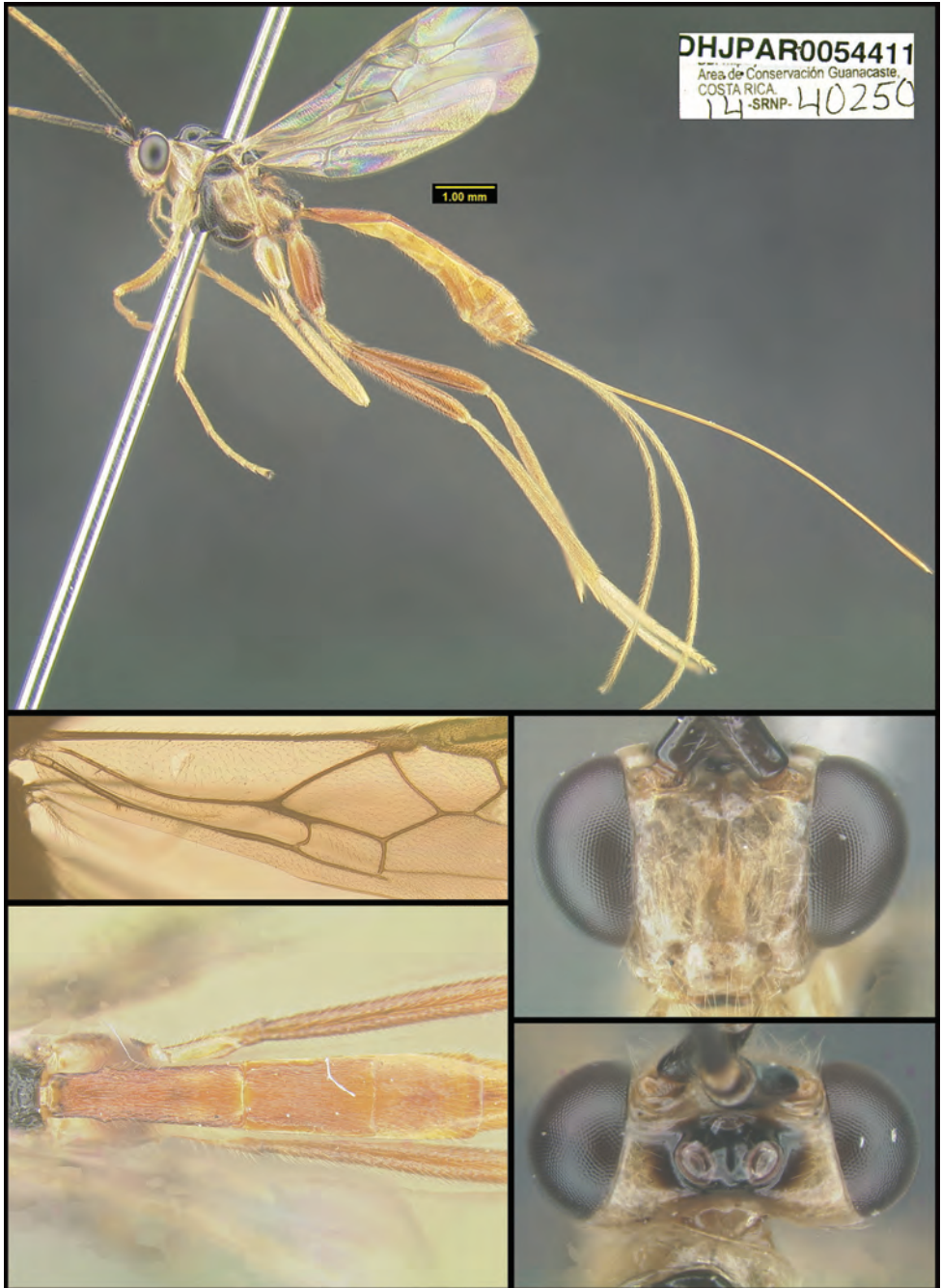


Figure 301. *Macrocentrus gretchendailyae*, holotype.

Etymology. *Macrocentrus gretchendailyae* is named to honor Dr. Gretchen Daily of Stanford University for her decades of intense interest in the bioeconomics of integrating society with wild nature.

Macrocentrus grettelvegae Sharkey & van Achterberg, sp. nov.

<http://zoobank.org/B3C7DF5C-F7A7-4098-9099-71B1B37BA51D>

Figure 302

Diagnostics. BOLD:ACK7466. Consensusbarcode. YATATTRTATTTTTTRTTTG-GTATRTGRTCTGGGGWRWTAGGTTTATCAYTAAGTTTAATTATTCG-

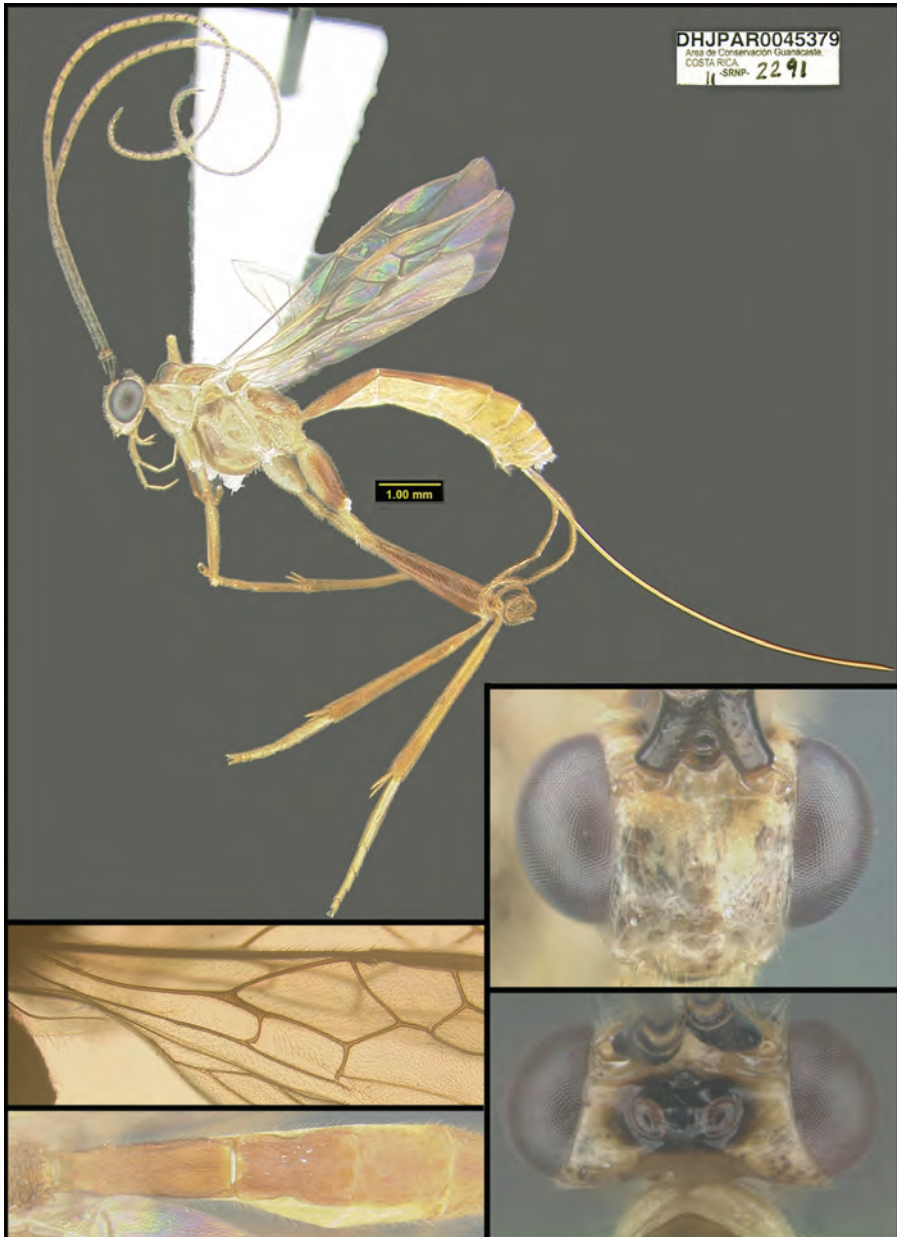


Figure 302. *Macrocentrus grettelvegae*, holotype.

TATAGAATTRGGTCAAATTGGTTYATTTATTGGAAATGATCAAATT-TAYAATAGTATTGTTACTTCTCATGCTTTTATTATAATTTTTTTTATAGT-TATRCCTATTATAATTGGGGGKTTTGGHAATTGRTTRATTCCYT-TAATATTAGGRAGTGTTGATATAGCTTTYCCTCGAATAAATAATATAA-GATTTTGATTATTARTTCCTTCTTTAATATTATTAATTTTAAGWGGRTT-TATAAATATTGGTGTAGGTACAGGATGAACAGTWTAYCCYCCTTTATCAY-TAAATGTTAGTCATATAGGRATTTCTGTMGATATAGYTATTTTTTTCAY-TACATTTGGCTGGWATTTCTTCAATTATAGGGKGCTATTAATTTTATTGT-TACTATTATAAATATACGAAATTATGGGGTATTAATAGATAAAAATTAGAT-TATTATYATGATCAATTTTAATTACRGCTATTTTATTATTRTTATCTTTAC-CTGTGTTAGCTGGTGCWATTACAATATRTTAAGTAYCGTAATTTAAAT-ACATCYTTTTTTTGAYCCTGCTGGAGGAGGRGRYCCTATTTTATAY-CAACATTTATTT. Belongs to the group with vein M+Cu of forewing distinctly widened apically. Vein 1Cua of forewing approx. 3 × wider than vein 1Cub. Ventral half of mesopleuron and metapleuron brownish yellow. Vein 1A of forewing narrow subapically and of metapleuron brownish yellow. Shares with *M. gregburtoni* the pale hind tibia and pale yellow head (except for blackish stematicum and its surroundings); it differs by the yellowish brown pterostigma (largely dark brown in *M. gregburtoni*), comparatively slender second metasomal tergite (rather robust in *M. gregburtoni*), pale brown first tergite (largely dark brown in *M. gregburtoni*), and mainly yellowish brown dorsal face of mesosoma (largely blackish in *M. gregburtoni*).

Holotype ♀. Guanacaste, Sector San Cristobal, Tajo Angeles, 10.86472, -85.41531, 540 meters, caterpillar collection date: 11/vi/2011, wasp eclosion date: 3/vii/2011. Depository: CNC.

Host data. *Desmia ploralis* (Crambidae) feeding on *Hamelia patens* (Rubiaceae).

Caterpillar and holotype voucher codes. 11-SRNP-2291, DHJPAR0045379.

Paratypes. Host = *Desmia ploralis*DHJ10 and *Desmia benealis*DHJ03: DHJ-PAR0040350, DHJPAR0045377. Depository: CNC.

Etymology. *Macrocentrus grettelvegae* is named to honor Sra. Grettel Vega of SINAC for her support of BioAlfa as Director of SINAC, Costa Rica's National System of Conservation Areas.

***Macrocentrus gustavogutierrezii* Sharkey & van Achterberg, sp. nov.**

<http://zoobank.org/C9D185E7-12BE-4E8D-AA93-E3F4C36676F8>

Figure 303

Diagnostics. BOLD:ACK7466. Consensus barcode. YATAT-TRTATTTTTTRTTTTGGTATRTGRTCTGGGGWRWTAGGTTTATCAY-TAAGTTTAAATTATTCGTATAGAATTRGGTCAAATTGGTTYATTTATTG-GAAATGATCAAATTTAYAATAGTATTGTTACTTCTCATGCTTTTATT-ATAATTTTTTTTATAGTTATRCCTATTATAATTGGGGGKTTTGGHAATT-GRTTRATTCCYT-TAATATTAGGRAGTGTTGATATAGCTTTYCCTC-

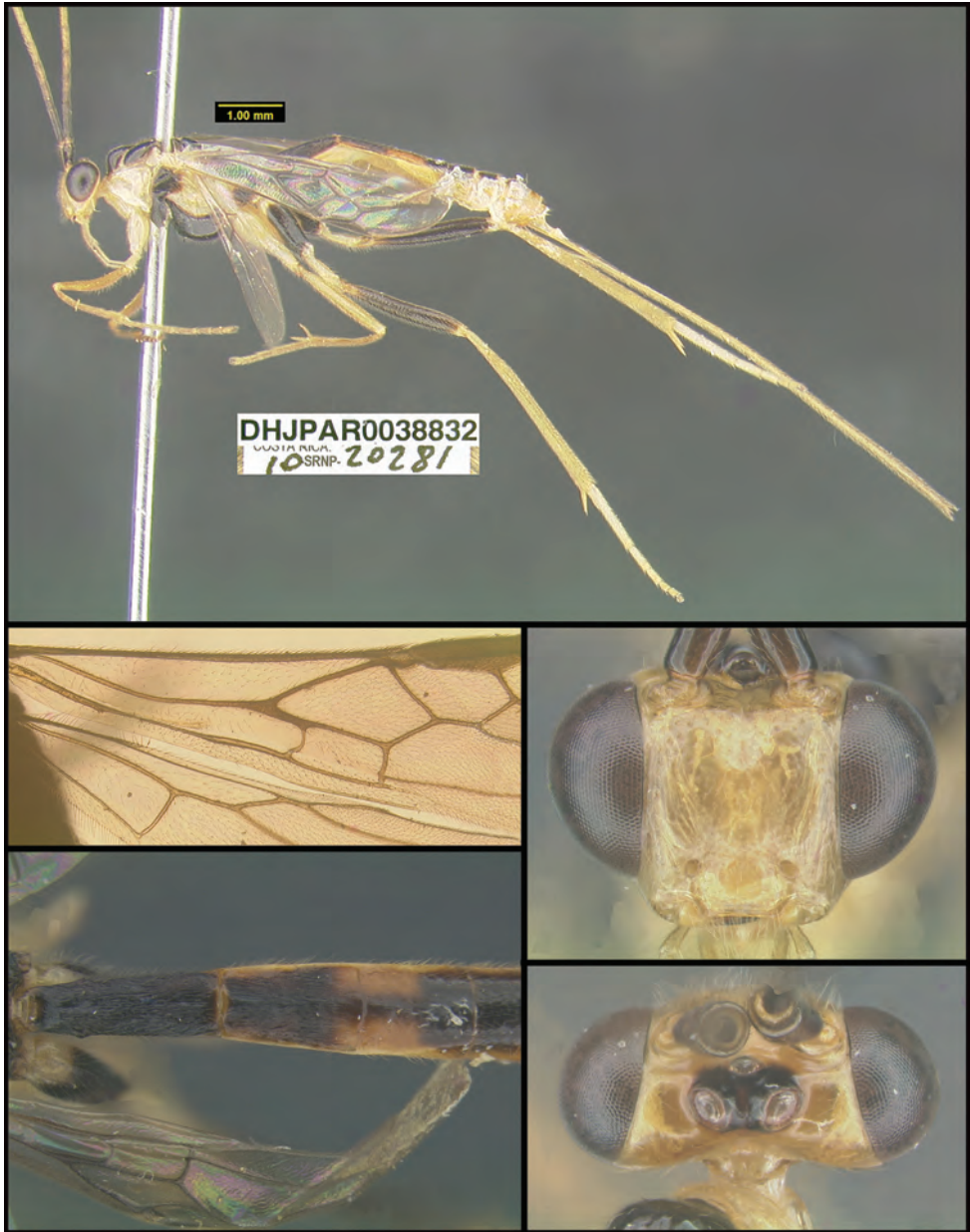


Figure 303. *Macrocentrus gustavogutierrezzi*, holotype.

GAATAAATAATATAAGATTTTGATTATTARTTCCTTCTTTAATATTAT-
 TAATTTAAGWGGRTTTATAAATATTGGTGTAGGTACAGGATGAACAGT-
 WTAYCCYCTTTATCAYTAAATGTTAGTCATATAGGRATTTCTGTMGA-
 TATAGYTATTTTTTCAYTACATTTGGCTGGWATTTCTTCAATTATAGG-
 KGCTATTAATTTTATTGTTACTATTATAAATATACGAAATTATGGGGTAT-

TAATAGATAAAAATTAGATTATTATYATGATCAATTTTAATTACRGCTATTTTATTATTTRTTATCTTTACCTGTGTTAGCTGGTGCWATTACAATATTRTTAACTGAYCGTAATTTAAATACATCYTTTTTTTGAYCCTGCTGGAGGAGGRGRYCCTATTTTATAYCAACATTTATTT. Belongs to the group with vein M+Cu of forewing distinctly widened apically. Ventral halves of mesopleuron and metapleuron largely black; first metasomal tergite subparallel-sided. Most similar to *M. jennyphillipsae* because of the largely black hind femur and first metasomal tergite but differs by having large ocelli (POL approx. $0.8 \times$ diameter of posterior ocellus; approx. $1.5 \times$ in *M. jennyphillipsae*) and face pale yellow medio-dorsally (partly dark brown in *M. jennyphillipsae*).

Holotype ♀. Guanacaste, Sector Del Oro, Bosque Aguirre, 11.00060, -85.43800, 620 meters, caterpillar collection date: 3/ii/2010, wasp eclosion date: 17/ii/2010. Depository: CNC.

Host data. *Asturodes fimbriauralis*DHJ02 (Crambidae) feeding on *Colubrina spinosa* (Rhamnaceae).

Caterpillar and holotype voucher codes. 10-SRNP-20281, DHJPAR0038832.

Paratypes. Hosts = *Asturodes fimbriauralis*DHJ02 and *Antaeotricha spurca* (Depressariidae). DHJPAR0029383, DHJPAR0050856, DHJPAR0055165, DHJPAR0028986, DHJPAR0029341, DHJPAR0036261, DHJPAR0029386, DHJPAR0029389, DHJPAR0029360, DHJPAR0053557, DHJPAR0050803, DHJPAR0038831, DHJPAR0037707, DHJPAR0028998, DHJPAR0028997, DHJPAR0029393, DHJPAR0029392, DHJPAR0029391, DHJPAR0029390, DHJPAR0029388, DHJPAR0028981, DHJPAR0029076, DHJPAR0029349, DHJPAR0029379, DHJPAR0029384, DHJPAR0029339, DHJPAR0029340, DHJPAR0029338, DHJPAR0036731, DHJPAR0029380. Depository: CNC.

Etymology. *Macrocentrus gustavogutierrezii* is named to honor Sr. Gustavo Gutierrez for his thousands of hectares donated to ACG and financial support of the ACG Biological Education Program.

***Macrocentrus hannahjamesae* Sharkey & van Achterberg, sp. nov.**

<http://zoobank.org/A31C451D-98C3-4A0B-917F-FEDDC9893B69>

Figure 304

Diagnostics. BOLD:ABA9321. Consensus barcode. TGTATTGTATTTTTTATTTTGGTATATGATCCGGGGTATTGGGCTTGTCATTAAGTTTAATTATTTCGTATAGAATTAGGTCAAATTTGGTTCATTTATTGGAAATGATCAAATTTATAATAGTATTGTTACTTCACATGCTTTTATTATAATTTTTTTTATAGTTTATACCTATTATAATCGGGGGATTGGAAATTGATTAATTCCTTTAATATTAGGGAGTGTTGATATAGCTTTCCCTCGAATAAATAACATAAGATTTTGATTATTAATTCCTTCTTTAATATTATTAATTTTAAGAGGATTATAAATATTGGTGTAGGTACAGGATGAACAGTTTACCCCCCTTTATCATTGAATATTAGTCATATAGGAATTTCTGTAGATATAGCTATTTTTTCAT-

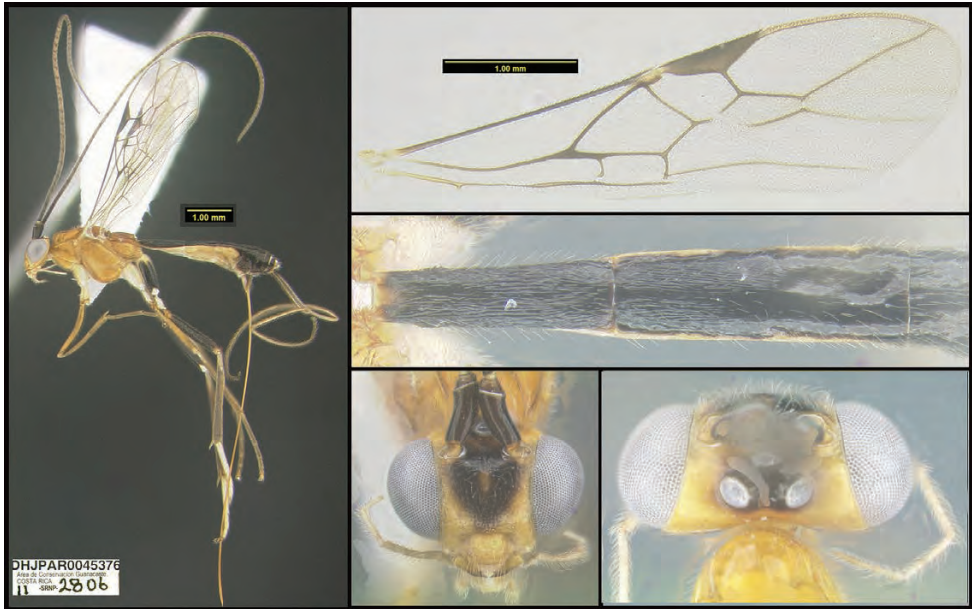


Figure 304. *Macrocentrus hannahjamesae*, holotype.

TACATTTGGCTGGGGTTTCTTCAATTATAGGTGCTATTAATTTTATCAT-TACTATTATAAATATACGAAAT'TATGGGGTATTAATAGATAAAAAT'TAGAT-TATTATCATGATCAATTTTAATTACAGCTATTTTATTATTATTATCTTTAC-CTGTGTTAGCTGGTGCTATTACAATAT'TGTTAACTGATCGTAATTTAAAT-ACATCTTTTTTTGATCCTGCTGGAGGGGGGGATCCTATTTTATAT-CAACATTTATTT. Belongs to the group with vein M+Cu of forewing distinctly widened apically, and mesosternum, ventral half of mesopleuron and metapleuron brownish yellow. It shares with *M. lucianocapelli* the somewhat widened subapical part of vein 1A of forewing, but differs by the posteriorly parallel-sided first tergite (distinctly widened in *M. lucianocapelli*), face with dark brown heart-shaped patch (entirely yellowish brown in *M. lucianocapelli*), and hind tibia largely dark brown (brownish yellow in *M. lucianocapelli*).

Holotype ♀. Alajuela, Sector San Cristobal, Finca San Gabriel, 10.87766, -85.39343, 645 meters, caterpillar collection date: 14/vii/2011, wasp eclosion date: 7/viii/2011. Depository: CNC.

Host data. *Syllepis marialis* (Crambidae) feeding on *Allophylus psilospermus* (Sapindaceae).

Caterpillar and holotype voucher codes. 11-SRNP-2806, DHJPAR0045376.

Paratypes. Host = *Syllepis marialis*: DHJPAR0028984, DHJPAR0036307, DHJPAR0036308, DHJPAR0045386. Depository: CNC.

Etymology. *Macrocentrus hannahjamesae* is named to honor Miss Hannah James for her intense effort to mold the publicity outreach for the Centre for Biodiversity Genomics at the University of Guelph, Canada.

***Macrocentrus harisridhari* Sharkey & van Achterberg, sp. nov.**

<http://zoobank.org/27944FF6-D485-4D92-8A04-0813E4B866D2>

Figure 305

Diagnostics. BOLD:ACK7467. Consensus barcode. TATATTGTATTTTTTTW-WTTGGYATRTGRTCRGGAGTATTAGGTTTATCATTAAGTTTAAAT-TATTCGTATAGAATTAGGTCAAATTGGKTCATTTATTGGAAATGATCAGATTTATAATAGTATYGTACTTCTCATGCTTTYATTATAATTTTTTTT-TATAGTTATACTATTATAATTGGKGGATTTGGMAATTGATTAATTCCTTTRATRTTRGGAAGTGTWGATATRGCYTTYCCTC-GAATAAATAATATAAGATTTTGATTATTAATTCCTTCTTTAATATTATTAATTTAAGAGGWTTTATAAATATTGGTGTAGGTACAGGATGAACAGTTTATCCYCCYTTATCATTAATATTAGTCATATAGGAATTTCTGTAGATATAGCTATTTTTTCATTACATTTGGCGGGTATTTCTTCAATTATAGGTGCTATTAATTTTATTGTTACTATTATAAATATACGAAATTATGGGGTATTAATAGATAAAATTAGATTATTATCATGATCAATTTAATCACAGCTATTTATTATTATTATCTTTACCTGTRTTAGCTGGTGCWATTACAATRTTGTTAACTGATCGTAATTTAAATACATCTTTYTTTGACCCYGCYGGAGGGGGTGACCCTRTTTTATAYCAACATTTATTT. There are two species in this BIN (*M. harisridhari* and *M. hiroschikidono*) that differ by almost 2%, and

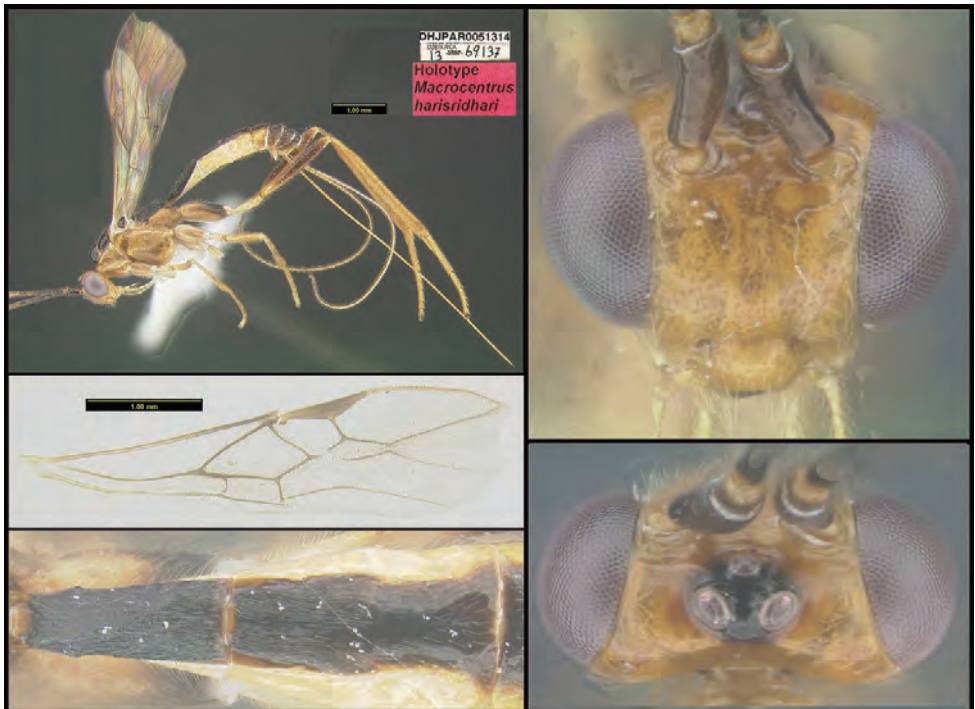


Figure 305. *Macrocentrus harisridhari*, holotype.

both share having the metasoma dark brown medio-dorsally, vein 1Cua of forewing distinctly longer than vein cu-a, R1b paler than pterostigma, and vein cu-a curved and posteriorly widened. Their barcodes form two groups with no intermediates. The two species also differ in color: *M. harisridhari* is darker than *M. hiroshikidono* i.e., *M. harisridhari* is dark brown where *M. hiroshikidono* is light reddish brown, and brownish yellow where *M. hiroshikidono* is light yellow. Morphologically, both are very similar, but *M. harisridhari* differs by having the first metasomal tergite slightly widened posteriorly and slightly shorter POL ($0.7 \times$ diameter of posterior ocellus vs. $0.9 \times$ in *M. hiroshikidono*).

Holotype ♀. Alajuela, Sector Rincon Rain Forest, Flecha, 10.94741, -85.31501, 491 meters, caterpillar collection date: 21/i/2013, wasp eclosion date: 6/ii/2013. Depository: CNC.

Host data. *Undulambia* Solis02 (Crambidae) feeding on *Cyathea multiflora* (Cyatheaceae).

Caterpillar and holotype voucher codes. 13-SRNP-69137, DHJPAR0051314.

Paratypes. Hosts = *Undulambia* Solis02, *Neurophyseta* camptogrammalisD-HJ01 (Pyralidae). DHJPAR0045384, DHJPAR0043243, DHJPAR0041469, DHJPAR0050021, DHJPAR0051386. Depository: CNC.

Etymology. *Macrocentrus harisridhari* is named to honor Dr. Hari Sridhari of the Indian Institute of Science, Bangalore, India for his efforts to popularize and explain, as a science writer, the processes behind some of DHJ's papers.

***Macrocentrus hillaryosnerae* Sharkey & van Achterberg, sp. nov.**

<http://zoobank.org/52AEF694-054E-4865-AEE9-6D5E8C1403B2>

Figure 306

Diagnostics. BOLD:ABA7284. Consensus barcode. TATATTGTATTTTT-TATTTGGTATATGATCGGGAGTATTAGGTTTATCATTAAGTTTAAT-TATTCGTATAGAATTAGGCCAAATTGGTTCATTTATTTGGAAATGATCAGATTTATAATAGTATTGTTACTTCTCATGCTTTCATTATAATTTTTTT-TATAGTTATGCCTATTATAATTGGAGGATTTGGAAATTGATTGATTCCTT-TAATGTTAGGAAGTGTTGATATAGCTTCCCTCGAATAAATAATATAA-GATTTTGATTATTAATTCCTTCTTTAATATTAATTTTAAGAGGGTTT-GTAAATATTGGTGTAGGTACAGGATGAACGGTCTATCCTCCTTTATCAT-TAAATATTAGTCATATAGGAATTTCTGTAGATATCGCTATTTTTTTCAT-TACATTTGGCGGGTATTTCTTCAATTATAGGTGCTATTAACCTTATTGT-TACTATTATAAATATACGAAATTATGGGGTATTAATAGATAAAAATTAGAT-TATTATCATGATCAATTTTAATTACAGCTATTTTATTATTATTATCTT-TACCTGTGTTAGCTGGTGCTATTACAATATTGTTAACTGATCGTAAT-TTAAACACATCTTTTTTTGATCCTGCCGGAGGGGGTGATCCTATTTTA-TATCAGCATTATTT. Recognizable by the wide elliptical bicolored pterostigma and elongate (approx. twice as long as vein cu-a) moderately widened vein 1Cua.



Figure 306. *Macrocentrus hillaryrosnerae*, holotype.

Holotype ♂. Alajuela, Sector Rincon Rain Forest, Camino Porvenir, 10.90383, -85.25964, 383 meters, caterpillar collection date: 12/iii/2011, wasp eclosion date: 30/iii/2011. Depository: CNC.

Host data. *Undulambia* Solis02 (Crambidae) feeding on *Alsophila firma* (Cyatheaceae).

Caterpillar and holotype voucher codes. 11-SRNP-41204, DHJPAR0043202.

Paratypes. None.

Etymology. *Macrocentrus hillaryrosnerae* is named to honor Ms. Hillary Rosner a science journalist who did a magnificent job of explaining why mountain passes are higher in the tropics and relating that to climate change.

***Macrocentrus hiroshevikidonoï* Sharkey & van Achterberg, sp. nov.**

<http://zoobank.org/F46934AC-8E57-4ED2-BD5C-4A4205932C5C>

Figure 307

Diagnostics. BOLD:ACK7467. Consensus barcode. TATATTGTATTTTTTTW-WTTGGYATRTGRTCRGGAGTATTAGGTTTATCATTAAGTTTAAAT-TATTCGTATAGAATTAGGTCAAATTGGKTCATTTATTGGAAATGATCAGATTTATAATAGTATYGTACTTCTCATGCTTTYATTATAATTTTTTTT-TATAGTTATACTATTATAATTGGKGGATTTGGMAATTGATTAATTCCTTTRATRTTRGGAAGTGTWGATATRGCYTTYCCTC-GAATAAATAATATAAGATTTTGATTATTAATTCCTTCTTTAATATTATTAATTTAAGAGGWTTTATAAATATTGGTGTAGGTACAGGATGAACAGTTTATCCYCCYTTATCATTAATATTAGTCATATAGGAATTTCTGTAGATATAGCTATTTTTTCATTACATTTGGCGGGTATTTCTTCAATTATAGGTGCTATTAATTTTATTGTTACTATTATAAATATACGAAATTATGGGGTATTAATAGATAAAATTAGATTATTATCATGATCAATTTAATCACAGCTATTTATTATTATTATCTTTACCTGTRTTAGCTGGTGCWATTACAATRTTGTTAACTGATCGTAATTTAAATACATCTTTYTTTGACCCYGCYGGAGGGGGTGACCCTRTTTTATAYCAACATTTATTT. There are two species in this BIN (*M. harisridhari* and *M. hiroshevikidonoï*) that differ by almost 2%; both share having the metasomal dark brown medio-dorsally, vein 1Cua of forewing distinctly longer than vein cu-a, and vein cu-a curved and posteriorly widened. Their barcodes form two groups with no intermediates (Suppl. material 7), as in many other orders in the ACG inventory. The two species differ in color: *M. harisridhari* is dark brown, whereas *M. hiroshevikidonoï* is light reddish brown; and the brownish yellow areas of *M.*



Figure 307. *Macrocentrus hiroshevikidonoï*, holotype.

harisridhari are light yellow in *M. hiroshikidonoi*. Morphologically, *M. hiroshikidonoi* differs by having the first metasomal tergite subparallel-sided and slightly longer POL ($0.9 \times$ diameter of posterior ocellus vs. $0.7 \times$ in *M. harisridhari*).

Holotype ♀. Alajuela, Sector Rincon Rain Forest, Quebrada Guarumo, 10.90445, -85.28412, 400 meters, caterpillar collection date: 22/xi/2012, wasp eclosion date: 14/xii/2012. Depository: CNC.

Host data. *Undulambia* Solis02 (Crambidae) feeding on *Alsophila firma* (Cyatheaceae).

Caterpillar and holotype voucher codes. 12-SRNP-86847, DHJPAR0051422.

Paratypes. Hosts = *Neurophyseta clymenalis*DHJ03, *Neurophyseta* Janzen229, *Diacme* BioLep02, *Neurophyseta* Janzen222, *Undulambia* Solis02, *Neurophyseta completa-lis*, *Neurophyseta clymenalis*DHJ03, *Neurophyseta camptogrammalis*DHJ01 (all Crambidae), *Paramorbia* Brown001 (Tortricidae). DHJPAR0050022, DHJPAR0051418, DHJPAR0051318, DHJPAR0051320, DHJPAR0051322, DHJPAR0052193, DHJPAR0052327, DHJPAR0052380, DHJPAR0053148, DHJPAR0053667, DHJPAR0053668, DHJPAR0053669, DHJPAR0054926, DHJPAR0055590, DHJPAR0028990, DHJPAR0023710, DHJPAR0038403, DHJPAR0038466, DHJPAR0038021, DHJPAR0041399, DHJPAR0041406, DHJPAR0041469, DHJPAR0041490, DHJPAR0041495, DHJPAR0041498, DHJPAR0041499, DHJPAR0041504, DHJPAR0041509, DHJPAR0041512, DHJPAR0041519, DHJPAR0041544, DHJPAR0042870, DHJPAR0043239, DHJPAR0043243, DHJPAR0043250, DHJPAR0045381, DHJPAR0045382, DHJPAR0045384, DHJPAR0045503, DHJPAR0048239, DHJPAR0050011, DHJPAR0050012, DHJPAR0050013, DHJPAR0050014, DHJPAR0050017, DHJPAR0050016, DHJPAR0050017, DHJPAR0050018, DHJPAR0050020, DHJPAR0028989, DHJPAR0041459, DHJPAR0041462, DHJPAR0041465, DHJPAR0041397. Depository: CNC.

Etymology. *Macrocentrus hiroshikidonoi* is named to honor Dr. Hiroshi Kidono of Japan, formerly of JICA, for his very direct and enthusiastic support for ACG's Parataxonomist Program and INBio, and personally to DHJ and WH in the germination and growth of ACG and INBio.

***Macrocentrus iangauldi* Sharkey & van Achterberg, sp. nov.**

<http://zoobank.org/41707FA4-3765-461B-B8B5-E8914AB0037D>

Figure 308

Diagnostics. BOLD:ABY7812. Consensus barcode. TATATTGTATTTTT-TATTTGGTGTATGATCTGGGGTATTAGGTTTGTCACTAAGTT-TAATTATTCGTATAGAATTAGGTCAAATTGGTTCATTTATTG-GAAATGATCAAATTTATAATAGTATTGTTACTTYTCATGCTTTTATT-ATAATTTTTTTTATAGTTATACCTATTATAATTGGGGGGTTTGAAATT-GATTAATTCCTTTAATATTAGGAAGTGTTGATATAGCTTTTCCTC-




Figure 308. *Macrocentrus iangauldi*, holotype.

GAATAAATAATATAAGATTTTGGATTATTAATTCCTTCTTTAATATTATTAATTTTAAGAGGATTTATAAATATTGGTGTAGGTACAGGATGAACAGTTTATCCTCCTTTATCATTAAATATTAGTCATATAGGAATTTCTGTAGATATATCTATTTTTTCATTACACTTGGCTGGTATTTCTTCAATTATAGGTGCTATTAATTTTATTGTTACTATTATAAATATACGAAATTATGGGGTATTAATAGATAAAATTAGATTATTATCATGATCKATTTTAATTACAGCTATTTTATTATTATTATCTTTACCTGTTTTAGCTGGTGCTATTAATATTGTTAACTGATCGTAATTTAAATACATCTTTTTTTTGATCCTGCCGAGGGGGGGATCCTATTTTATACCAACATTTATTT. Easily recognizable by the pale yellowish R1 vein contrasting with mainly dark brown veins of the infuscated middle third of the forewing. In addition, is the first metasomal tergite robust, approx. $2.3 \times$ longer than its apical width and vein 1Cua slightly widened and slightly longer than vein cu-a.

Holotype ♀. Alajuela, Brasilia, Piedrona, 11.01618, -85.35902, 340 meters, caterpillar collection date: 26/x/2011, wasp eclosion date: 10/xi/2011. Depository: CNC.

Host data. *Antaeotricha* Janzen290 (Depressariidae) feeding on *Inga oerstediana* (Fabaceae).

Caterpillar and holotype voucher codes. 11-SRNP-66121, DHJPAR0046828.

Paratypes. Hosts = Janzen433, *Antaeotricha marmorea*, *Antaeotricha* Janzen31, *Antaeotricha* Janzen77 (Depressariidae). DHJPAR0045869, DHJPAR0045871, DHJPAR0045874, DHJPAR0046846, DHJPAR0048262, DHJPAR0048274. Depository: CNC.

Etymology. *Macrocentrus iangauldi* is named to honor Dr. Ian Gauld (RIP) for his decades of highly enthusiastic support for all things taxonomic and bioinventory of Costa Rica in general and ACG specifically, with special emphasis on wasps in the family Ichneumonidae.

***Macrocentrus jennyphillipsae* Sharkey & van Achterberg, sp. nov.**

<http://zoobank.org/8ACB9EA9-BD06-4797-8CC6-4E4A7A9C800C>

Figure 309

Diagnostics. BOLD:ADB4234. Consensus barcode. ATATTGTATTTTTTATTTGGTATATGATCTGGTATATTAGGCTTATCATTAAGTTAATTATTCGAATAGAATTAGGTCAAAATTGGTTCATTTTATTGGAAATGATCAAATTTATAATAGTATCGTTACTTCTCATGCTTTTTATTATAATTTTTTTTTATAGTTATACCTATTATAATTGGGGGGTTTTGGGAATTGATTAATCCCCCTAATATTAGGAAGTGTTGATATGGCTTTTCCTCGGATAAATAATATAAGATTTTGATTATTAATTCCTTCTTTAATATATTAATTTTAAGAAGATTTATAAATATTGGTGTAGGGACAGGATGGACAGTTTATCCACCTTTATCAATAAATATTAGTCATATAGGTATTTCTGTAGATATGGCTATTTTTTTCTTTACATTTAGCTGGTATTTCTTCAATTATGGGGGCTATTAATTTTATTGTTACTATTATAAATATACGAAATTTATGGTGTATTAATAGATAAAATTAGATTATTATCATGATCAATTTAATTACAGCTATTTTATTGTTATTATCTTTACCTGT-



Figure 309. *Macrocentrus jennyphillipsae*, holotype.

ATTAGCTGGTGCTATTACAATATTATTGACTGAT-----
-----). Belongs to the group with vein M+Cu of forewing distinctly widened apically, mesosternum, ventral half of mesopleuron and of metapleuron largely black

and first metasomal tergite subparallel-sided. Most similar to *M. gustavogutierrezii* because of the largely black hind femur and first metasomal tergite but differs by having comparatively small ocelli (POL approx. $1.5 \times$ diameter of posterior ocellus; approx. $0.8 \times$ in *M. gustavogutierrezii*) and face partly dark brown medio-dorsally (pale yellow in *M. gustavogutierrezii*).

Holotype ♀. Guanacaste, Pailas Dos, PL12-3, 10.7631, -85.3344, 820 meters, 19/x/2013, Malaise trap. Depository: CNC.

Host data. None.

Holotype voucher code. BIOUG29288-B09.

Paratypes. None.

Etymology. *Macrocentrus jennyphillipsae* is named to honor Dr. Jenny Phillips of BioAlfa for her decades of enthusiastic taxonomic and administrative support of IN-Bio, parataxonomists, and all matters biodiversity of Costa Rica coupled with intensely developing BioAlfa of Costa Rica.

***Macrocentrus jesseausubeli* Sharkey & van Achterberg, sp. nov.**

<http://zoobank.org/4EBADC76-58DF-4DD2-9F5D-C839894147EF>

Figure 310

Diagnostics. BOLD:ACK7403. Consensus barcode. TATCTTATATTTTATATTTTGGGCTATGGTCTGGGGTATTAGGTTTATCAATAAGGTTAAT-TATTCGTATAGAGTTAGGTCAAATTGGTTCATTTATTGGAAATGAT-CAAATTTATAATAGTATTGTTACTTCTCATGCTTTTATTATAATTTTTTT-TATAGTTATACCTATTATAATTGGAGGATTTGGTAATTGGTTAATTCCTT-TAATATTAGGTAGAGTTGATATAGCTTTTCCTCGAATAAATAATATAA-GATTTTGATTATTGATTCCTTCTTTAACTTTATTAATTTTGAGAGGATT-TATAAATATTGGGGTAGGYACAGGATGAACAGTTTATCCTCCTTTATCAT-TAAATATTAGACATATAGGARTTTCTGTAGATATGGCTATTTTTTCTT-TACATTTGGCGGGTGTTCCTTCAATTATAGGTGCTATTAATTTTATTGT-TACTATTATAAATATRCGAAATTATGGGGTATTAATAGATAAAAATAGATT-ATTATTATGATCAGTTTTAATTACAGCTATTTTATTGTTATTATCTTTAC-CTGTATTAGCTGGTGCCATTACTATATATTAAGTATCGTAATTTAAAT-ACATCTTTTTTTGATCCTGCTGGTGGGGGGACCCTATTTTGATC-CAACATTTATTT. Belongs to the group with vein M+Cu of forewing distinctly widened apically, mesosternum, ventral half of mesopleuron and metapleuron largely black and first metasomal tergite subparallel-sided. Differs from *M. gretchendailyae*, *M. gustavogutierrezii*, and *M. jennyphillipsae* by having vein 1A of forewing slender subapically and vein cu-a of forewing widened posteriorly.

Holotype ♀. Alajuela, Sector San Cristobal, Río Blanco Abajo, 10.90037, -85.37254, 500 meters, caterpillar collection date: 15/x/2005, wasp eclosion date: 4/xi/2005. Depository: CNC.

Host data. spiloBioLep01 BioLep382 (Crambidae) feeding on *Aphelandra aurantiaca* (Acanthaceae).

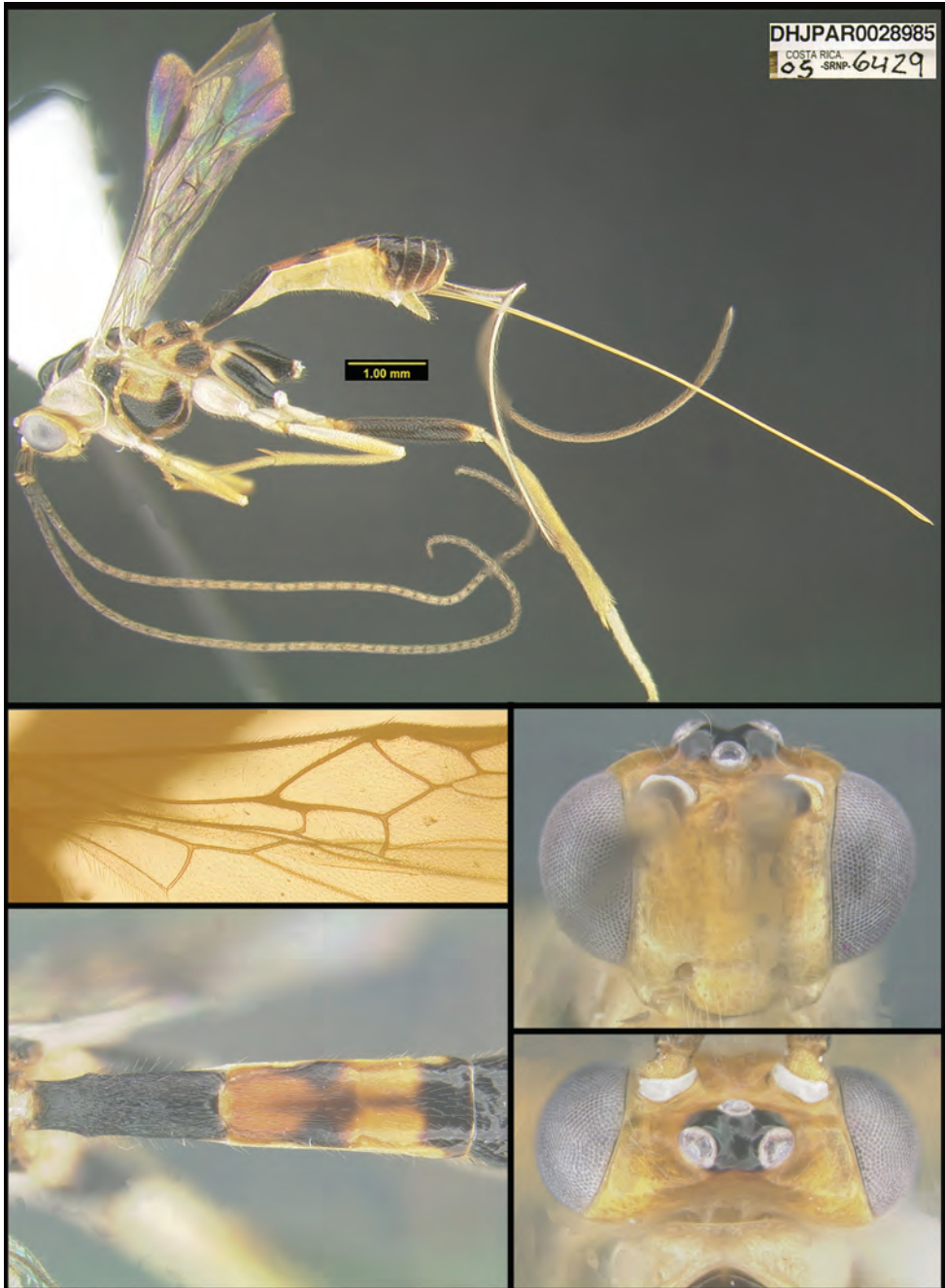


Figure 310. *Macrocentrus jesseausubeli*, holotype.

Caterpillar and holotype voucher codes. 05-SRNP-6429, DHJPAR0028985.

Paratypes. Host = *Herpetogramma* Solis10 (Crambidae): DHJPAR0028983, DHJPAR0028988, DHJPAR0041515, DHJPAR0041543, DHJPAR0048254. Depository: CNC.

Etymology. *Macrocentrus jesseausubeli* is named to honor Dr. Jesse Ausubel of Rockefeller University for his early and strong support for the development of DNA barcoding for biodiversity identification.

***Macrocentrus jessemaysharkae* Sharkey & van Achterberg, sp. nov.**

<http://zoobank.org/393D1E26-3BC8-43F1-BFC8-3CF59B9E9837>

Figure 311

Diagnostics. BOLD:AAW4582. Consensus barcode. TATATTATATTTTT-TATTTGGAATATGATCTGGTATATTGGGGTTATCAATAAGTT-




Figure 311. *Macrocentrus jessemaysharkae*, holotype.

TAATTATTCGAATAGAATTAGGTCAAATTTGGTTCATTTATTGG-
 TAATGATCAAATTTATAATAGAATTGTCACATCTCATGCTTTTATT-
 ATAATTTTTTTTATAGTTATACCTATTATAAATTGGGGGATTTGGAAAT-
 GATTAATTCCTTTAATATTGGGTAGTGTTGATATAGCTTTTCCTC-
 GAATAAATAATATAAGATTTTGGTTATTAATTCATCTTTAATATTAC-
 TAATTTTAAGGGGATTTTAAATATTGGTGTAGGTACAGGTTGAACA-
 GTTTATCCTCCTTTATCTATAAATGTTAGTCATATAGGAATTTCTGTT-
 GATATAGCTATTTTTTCTTTGCATTTGGCTGGTATTTCTTCAATTATAG-
 GTGCTATTAATTTTATTGTTACTATTTTAAATATAACGAAATTTATGGAG-
 TATTAATAGATAAAATTAGATTATTTATCATGATCAATTTTAAATTACAGC-
 TATTTTATTATTATTATCATTACCAGTATTAGCTGGTGTCTATTACTAT-
 ATTATTAAGTATCGTAATTTGAATACATCATTTTTTTGATCCTGCAG-
 GAGGGGGGATCCTATTTTATATCAACATTTATTT. Recognizable by the
 combination of the robust (subparallel-sided and approx. 2.3 × as long as wide
 posteriorly) and dark brown first tergite, with dorsal carinae only basally distinct,
 vein cu-a of forewing curved but not widened posteriorly, and the antenna largely
 pale yellowish.

Holotype ♀. Guanacaste, Sector Cacao, Sendero a Maritza, 1 km NW Estación
 Cacao, 10.92691, -85.46822, 1150 meters, caterpillar collection date: 1/ix/2010, wasp
 eclosion date: 20/ix/2010. Depository: CNC.

Host data. cram 10-SRNP-36093 (Crambidae) feeding on *Ficus pertusa* (Moraceae)

Caterpillar and holotype voucher codes. 10-SRNP-36093, DHJPAR0042077.

Paratypes. None.

Etymology. *Macrocentrus jessemaysharkae* is named in honor of science writer Ms.
 Jesse Mayshark in recognition of her 2011 stellar reporting on the All Taxa Biodiversity
 Inventory of the Great Smoky Mountains National Park, an intellectual inspiration
 from the same project once anticipated as the ATBI of ACG.

***Macrocentrus jimwhitfieldi* Sharkey & van Achterberg, sp. nov.**

<http://zoobank.org/4F41A3E2-9D32-43A7-87E8-A875018BAE04>

Figure 312

Diagnostics. BOLD:ABX5241. Consensus barcode. TATATTATATTTTT-
 TATTTGGTTTATGATCTGGTGTGTTAGGATTATCTATAAGGCTAAT-
 TATTCGTATTGAATTAGGYCAAATTTGGTCTTTTATCGGTAATGATCA-
 GATTTATAATAGAATTGTTACATCACATGCTTTTATTATAATTTTTTTT-
 TATAGTTATAACCAATTATAAATTGGGGGATTTGGAAATTTGAT-
 TAATTCCTTTAATATTAGGAAGAGTTGATATAGCTTTYCCTCG-
 TATAAATAATATAAGATTTTGGTTATTAGTTCCTTCATTAATATTAC-
 TAATTTTAAGGGGATTTATAAATATTGGRGTAGGTACTGGTTGAACA-
 GTCTATCCCCCTTTATCTTTAAATATTAGGCATATAGGAGTTTCTGTT-
 GATATAGCTATTTTTTCATTACATTTAGCAGGAATTTTCATCAATTATAG-
 GTGCTATTAATTTTATTATTACTATTATGAATATAACGAAATTTATGGAG-

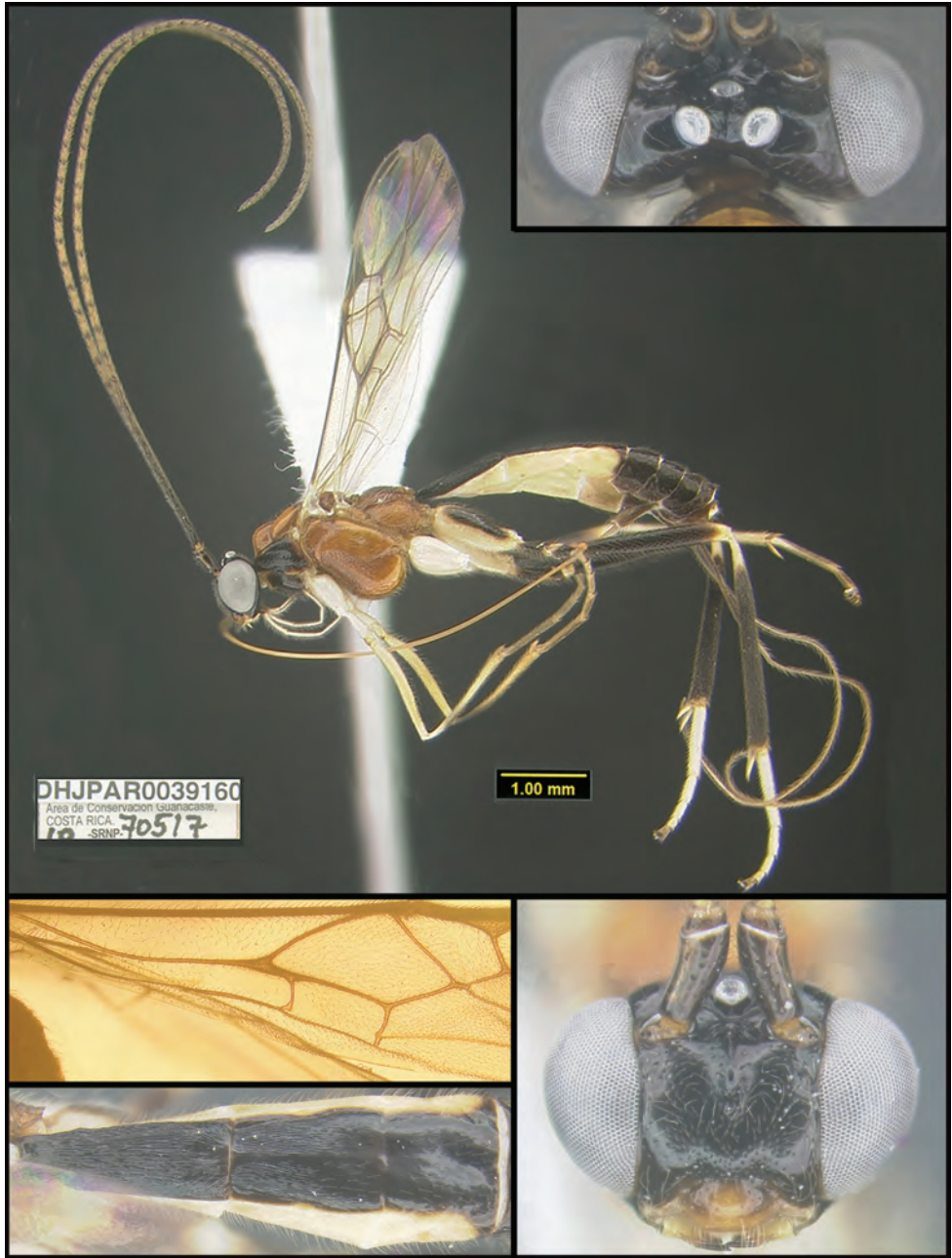


Figure 312. *Macrocentrus jimwhitfieldi*, holotype.

TATTGATAGATAAAATTAGATTATTATCTTGATCTATTTTAATTACAG-
CAATTTTRTTATTATTTATCTTTACCTGTTTTAGCAGGGGCTATTACAAT-
ATTATTAAGTATCGAAATTTAAATACATCTTTTTTTTGAYCCTGCTG-

GAGGAGGGGATCCTATTTTGTATCAACATTTATTT. Easy to recognize because of the mostly black hind femur tibia (except base and apex) combined with the posteriorly widened vein cu-a of forewing; metasoma dorsally black; vein 1A of forewing slender.

Holotype ♀. Guanacaste, Sector Pitilla, Leonel, 10.99637, -85.40195, 510 meters, caterpillar collection date: 27/i/2010, wasp eclosion date: 27/ii/2010. Depository: CNC.

Host data. *Chlamydastis* Janzen04 (Depressariidae) feeding on *Pouteria campechiana* (Sapotaceae).

Caterpillar and holotype voucher codes. 10-SRNP-70517, DHJPAR0039160.

Paratypes. Hosts = *Stenoma* Janzen199, *Chlamydastis* Janzen04, and *Antaeotricha fascicularis* (all Depressariidae). DHJPAR0035285, DHJPAR0039156, DHJPAR0039161, DHJPAR0041521, DHJPAR0041523, DHJPAR0041525, DHJPAR0045356, DHJPAR0045361, DHJPAR0049997, DHJPAR0050004, DHJPAR0052194. Depository: CNC.

Etymology. *Macrocentrus jimwhitfieldi* is named to honor Dr. Jim Whitfield of the University of Illinois for his decades of mentorship to DHJ about Braconidae taxonomy and stimulus for their collection and rearing from ACG, while carrying out many braconid taxonomic projects for ACG specimens.

***Macrocentrus jobnbrowni* Sharkey & van Achterberg, sp. nov.**

<http://zoobank.org/C3298AB8-AF2A-495B-BB71-9A6B50E446B8>

Figure 313

Diagnosics. BOLD:ADJ5301. Consensus barcode. TATATTATATTTTTTATTTGGTATATGATCTGGGATATTAGGGTTATCATTAAAGTTTAATTATTCGAATAGAATTAGGTCAAATTGGGGCATTATTGGGAATGATCAAATTATAATAGTATTGTTACATCTCATGCTTTTATTATAATTTTTTTTATAGTTATGCCGATTATAATTGGGGGATTTGGTAATTGATTAATTCCTTTAATATTGGGAAGAGTTGATATAGCTTTCCCTCGTATAAATAATATAAGATTTTGGATTATTAATTCGGTCTTTAATATTATTAATTTTAAGGGGATTTGTAAATATTGGGGCAGGTACAGGGTGAACAGTTTACCCCCCTTTATCTTTAAATATTAGACATATAGGAGTTTCTGTTGATATAGTTATTTTTTCATTACATTTAGCTGGAATTTTCATCAATTATAGGGGCTATTAATTTTATTGTTACTATTTTAAATATACGAAATTATGGGGTATTAATAGATAAAATTAGGTTATTATCATGATCTATTTAATTACAGCTATTTATTGTTATTATCTTTACCTGTATTAGCTGGTGCTATTACAATATTATTAAGTATCGTAATTTAAATACATCTTTTTTTGATCCTTCAGGAGGGGGGGGATCCTATTTTATATCAACATTTATTT. Shares with *M. iangauldi* the pale yellowish stigma contrasting with mainly dark brown veins of middle third of forewing and the robust first tergite (approx. 2.3 × longer than its apical width). Differs




Figure 313. *Macrocentrus johnbrowni*, holotype.

because of the slightly wider vein 1Cua of forewing, which is approx. as long as vein cu-a (slightly narrower and ca. $1.2 \times$ in *M. iangauldi*), basal half of vein C+SC+R of forewing dark brown (yellow in *M. iangauldi*) and head pale yellow (pale brown in *M. iangauldi*).

Holotype ♀. Guanacaste, Sector Santa Maria, Crater Bosque Sendero Adentro, 10.80348, -85.32729, 1594 meters, light trapped, 7/iv/2016. Depository: CNC.

Host data. None.

Caterpillar and holotype voucher codes. 17-SRNP-11371, DHJPAR0061182.

Paratypes. None.

Etymology. *Macrocentrus johnbrowni* is named to honor Dr. John Brown of the Smithsonian Institution and USDA for his decades of journal editing and Tortricidae species identification for the ACG biodiversity inventory.

Macrocentrus johnburnsi Sharkey & van Achterberg, sp. nov.

<http://zoobank.org/A0356D7D-84DE-4F2E-9355-8D31B9B26D45>

Figure 314

Diagnostics. BOLD:ADB2238. Consensus barcode. ATATTATATTTTTTATTTG-GAATATGATCAGGTATTTTAGGTTTATCTTTAAGGTTAATTATTTCGGATA-




Figure 314. *Macrocentrus johnburnsi*, holotype.

GAATTAGGTCAAGTTGGTTCATTTATTGGGAATGATCAAATTTATAATAGGATTGTTACATCTCATGCTTTTATTATAATTTTTTTTATAGTTATGCCTATTATAATTGGGGGGTTTGGTAATTGATTTATTCCCTTTGATATTAGGTAGGGTTGATATAGCATTCCCTCGAATAAATAATATAAGGTTTTGATTATTGATCCATCATTGTTTTTATTAATTTAAGGGGGTTCTTAAATATTGAGTAGGTAAGTGGTGGACTGTTTATCCTCCATTATCATTAAATATTAGTCATATAGGGATTTCTGTTGATATAGCTATTTTTTCTTTACATTAGCTGGGGTTTCTTCTATTATAGGGTCTATTAATTTTATTGTTACTATTCTTAATATACGAAATTATGGTGTTTAATAGATAAAAATTAGTTTGTATCTTGATCAATTTTGATTACAGTTATTTTATTGTTATTATCATTACCTGTTTTAGCTGGGGCTATTACAATATTGTTAACTGATCGTAATTTAAATACT-----

Similar to *M. jonathanfranzenii* sp. nov. because of the largely black hind femur and tibia and largely blackish head, but differs by the longer vein 1Cua of forewing (approx. as long as vein cu-a; much shorter than vein cu-a in *M. jonathanfranzenii*), widened vein 1A of forewing, first tergite more widened posteriorly (ca. 2.3 × longer than wide apically; ca. 2.8 × in *M. jonathanfranzenii*) and partly yellowish brown.

Holotype ♀. Guanacaste, Pailas Dos, PL12-6, 10.7637, -85.333, 853 meters, 5/x/2013, Malaise trap. Depository: CNC.

Host data. None.

Holotype voucher code. BIOUG28712-G07.

Paratypes. None.

Etymology. *Macrocentrus johnburnsi* is named to honor Dr. John Burns of the Smithsonian Institution for his decades of taxonomic projects and mentorship of DHJ and WH about the HesperIIDae of ACG, as well as happily accepting their DNA barcoding as part of their taxonomic discovery.

***Macrocentrus jonathanfranzenii* Sharkey & van Achterberg, sp. nov.**

<http://zoobank.org/4AED9F6A-B980-4843-B7BD-2B20A3FB4A07>

Figure 315

Diagnostics. BOLD:AAX3465. Consensus barcode. ATATTATATTTTTTATTTTGGAAATGATCAGGTATATTAGGTTTATCTATAAGTTTAAATTATTCGAATAGAATTAGGTCAAGTAGGGTCATTAATTGGAAATGATCAAATTTATAATAGATTTGTAAGTCTCATGCAATTTATTATAATTTTTTTTATAGTTATACCAATTATGATTGGGGGGTTTGGTAATTGATTAATTCATTAAATATTAGGTAGAGTTGATATAGCTTTCCCCCGAATAAATAATATAAGATTTTGATTGTTAATTCCTTCATTAAATATTATTAATTTAAGGGGATTTATAAATATTGGTGTAGGGACAGGATGAACAGTTTATCCTCCTTTATCTTTAAATATTAGACATATAGGTATTTCTGTAGATATAGCAATTTTTTCTTTACATTAGCTGGAATTTCTTCAATTATAGGGGCTATAAATTTTATTATTACTATTATTAATATACGTAATAATGGAGTATTAATAGATAAAAATTAGATTATTATGTTGATCTATTTAATTACAGCTTTTTTATTATTATTATCTT

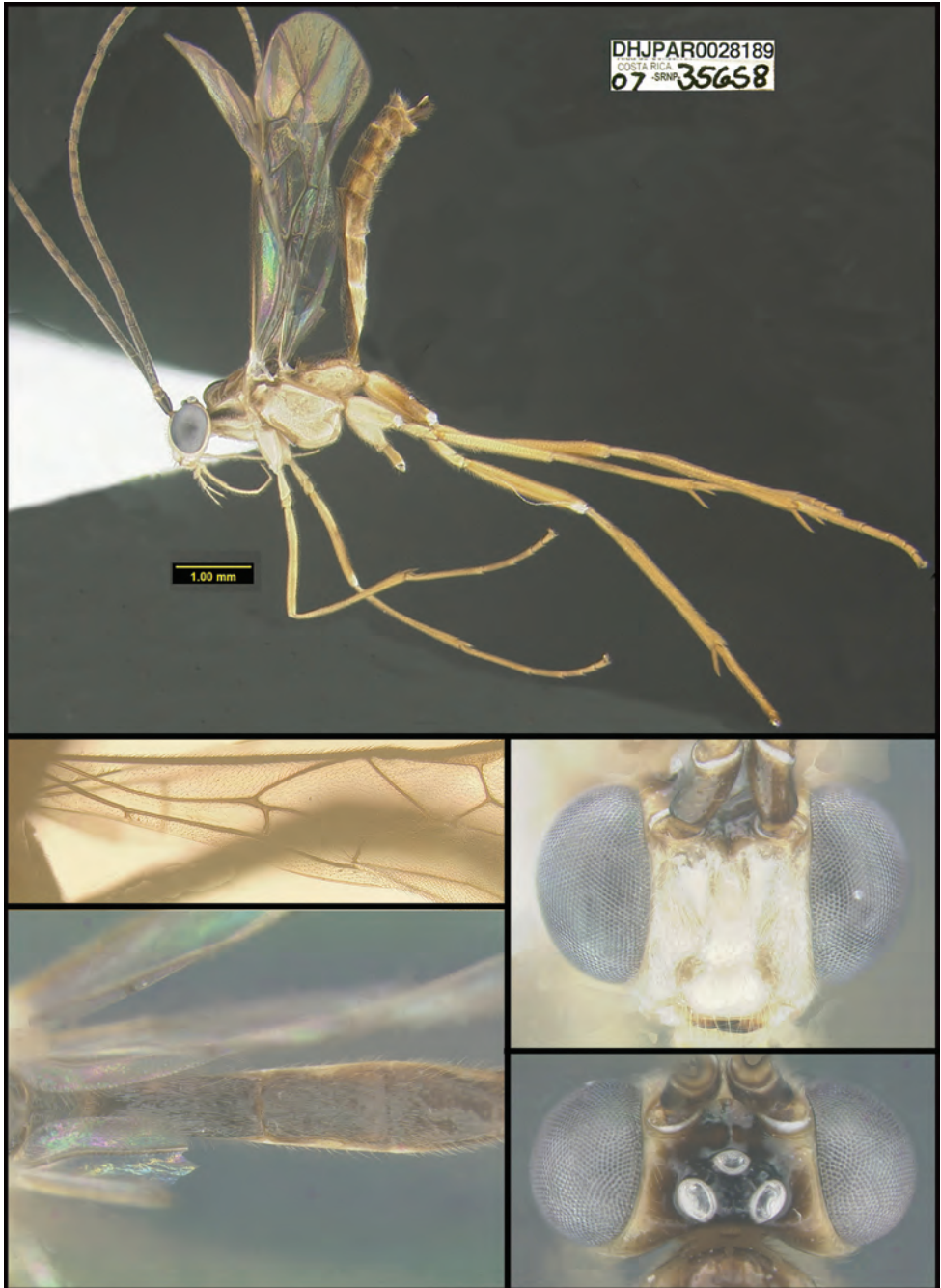


Figure 315. *Macrocentrus jonathanfranzenii*, holotype.

TACCTGTATTAGCAGGAGCAATTACTATATTATTAAGTATCGTAATT-TAAATACTTCTTTTTTTGATCCGGCCGGTGGGGGAGATCCTATTTA-TATCAACATTTATTT. Characterized by the combination of short vein 1Cua of

forewing (distinctly shorter than vein cu-a), metasoma dark brown dorsally, white face, and elongate maxillary palp.

Holotype ♂. Guanacaste, Sector Cacao, Sendero Derrumbe, 10.92918, -85.46426, 1220 meters, caterpillar collection date: 21/iii/2007, wasp eclosion date: 15/iv/2007. Depository: CNC.

Host data. *Pantographa suffusalis* (Crambidae) feeding on *Hampea appendiculata* (Malvaceae).

Caterpillar and holotype voucher codes. 07-SRNP-35658, DHJPAR0028189.

Paratypes. None.

Etymology. *Macrocentrus jonathanfranzeni* is named to honor Mr. Jonathan Franzen for his perceptive portrayal to the world of ACG and its philosophy towards BioAlfa.

***Macrocentrus jonathanrosenbergi* Sharkey & van Achterberg, sp. nov.**

<http://zoobank.org/5DD43C14-87A3-4E85-8DFF-49C394C11889>

Figure 316

Diagnostics. BOLD:AAT9449. Consensus barcode. TATATTATATTTTT-TATTTGGAATATGGTCTGGTATAGTGGGTTTATCAATAAGTTTAAT-TATTCGGATGGAATTAGGTTGTGTAGGATCATTAATTGGAAATGAT-CAAATTTATAATAGATTTGTTACAGCTCATGCTTTTGTTATAATTTTTTT-TATAGTTATACCTATTATAAATTGGAGGATTTGGTAATTGATTAATTCCTT-TAATATTAGGTAGTGTGGATATAGCTTTCCCTCGAATAAATAATATAA-GATTTTGATTATTAATTCCTTCAATTATATATTAATAATAAGGGGAT-TATAAATATTGGAGTAGGAACTGGATGAACTGTTTATCCTCCTTTAT-CATTAATATTAGTCATATAGGTATTTCTGTTGATATAGCTATTTTTTTCAT-TACATTTAGCTGGTATTTCTTCAATTATAGGGGCTATCAATTTTATTGT-TACTATTTTAAATATACGAAATTATGGTGTTTTAAATGGATAAAATTAGTT-TATTATCTTGATCTATTTTGATTACAGCTATTTTATTATATTATCTT-TACCTGTATTAGCTGGTGCAATTACTATATTATTAACGGATCGTAAT-TTAAATACTTCTTTTTTTGATCCAGCTGGAGGAGGAGATCCTATTTTA-TATCAACATTTATTT. Easily recognizable species because of the large ventral lamella (slender basal lobe) of the tarsal claws, anterior ocellus close to level of antennal sockets, metapleuron distinctly punctate, outer side of middle femur with numerous pegs, and elongate maxillary palp.

Holotype ♀. Guanacaste, Sector Mundo Nuevo, Estación La Perla, 10.76737, -85.43313, 325 meters, caterpillar collection date: 31/v/2010, wasp eclosion date: 30/vii/2010. Depository: CNC.

Host data. *Hahncappsia* BioLep471 (Crambidae) feeding on *Iresine calea* (Amaranthaceae).

Caterpillar and holotype voucher codes. 10-SRNP-55504, DHJPAR0040239.

Paratypes. None.




Figure 316. *Macrocentrus jonathanrosenbergi*, holotype.

Etymology. *Macrocentrus jonathanrosenbergi* is named to honor Mr. Jonathan Rosenberg of Google for his generous perception of the potential relevance of ACG to biodiversity understanding of Google employees.

***Macrocentrus jorgebaltodanoi* Sharkey & van Achterberg, sp. nov.**

<http://zoobank.org/4F880DBD-2123-4EF1-8A3D-D5E81283C63E>

Figure 317

Diagnostics. BOLD:ADB3971. Consensus barcode. ATATTATATTTTTTATTTG-GTATATGATCAGGTATATTGGGTTTATCAATAAGTTTAATTATTTCGAATA-



Figure 317. *Macrocentrus jorgebaltodanoi*, holotype.

GAATTAGGTCAAGTAGGTTTCATTAATTGGTAATGATCAAATTTATAATA-GAATTGTTACTGCTCATGCTTTTATTATAATTTTTTTTATAGTTATAC-CAATTATAATYGGGGGATTGGAAATTGATTAATTCCTTTAATATTAG-GAAGTGTGGATATAGCTTCCCTCGAATAAATAATATAAGATTTTG-GTTATTAATTCCTTCATTAATATATTAATTTTAAGGGGATTTT-TAAATATTGGGGTTCGGAACAGGTTGAACAGTTTATCCTCCTTTATCAT-TAAATATTAGTCATATAGGTATTTCTGTGGATATAGCTATTTTTTCAT-TACATTTAGCTGGTGTCTCATCTATTATAGGAGCTATTAATTTTATTGT-TACAATTTTAAATATACGAAATTATGGGGTTTTAATAGATAAAAATTAGAT-TATTATCTTGATCAATTTTAAATTACAGCTATTTTATTATTATTATCTTTAC-CTGTTTTAGCAGGAGCTATTACTATATTATTAACAGAT. Easily recognizable because of the slender and long vein 1Cua of forewing (much longer than vein cu-a) and largely setose subbasal cell of the forewing.

Holotype ♀. Guanacaste, Pailas Dos, PL12-3, 10.7631, -85.3344, 820 meters, 6/iii/2014, Malaise trap. Depository: CNC.

Host data. None.

Holotype voucher code. BIOUG29687-D11.

Paratypes. All Malaise-trapped: BIOUG29620-B02, BIOUG30041-H09, BIOUG30934-A02. Depository: CNC.

Etymology. *Macrocentrus jorgebaltodanoi* is named to honor Sr. Jorge Baltodano (RIP) for his many years as a neighboring collaborator with ACG and for accepting the challenge of being the first President of the Comité Local for ACG; part of his ranch is now a permanent part of ACG thanks to his foresight and spirit for conservation.

***Macrocentrus lucianocapelli* Sharkey & van Achterberg, sp. nov.**

<http://zoobank.org/5CA7A8CD-EA8D-40E6-9374-3465761C5D11>

Figure 318

Diagnostics. BOLD:ACK7466. Consensusbarcode. YATATTRTATTTTTTRTTTG-GTATRTGRTCTGGGGWRWTAGGTTTATCAYTAAGTTAATTATTTCG-TATAGAATTRGGTCAAATTGGTTYATTTATTGGAAATGATCAAAT-TAYAATAGTATTGTTACTTCTCATGCTTTTATTATAATTTTTTTTATAGT-TATRCCTATTATAATTGGGGGKTTTGGHAATTGRTTRATTCCT-TAATATTAGGRAGTGTGATATAGCTTTCCTCGAATAAATAATAA-GATTTTGATTATTARTTCCTTCTTTAATATTATTAATTTTAAGWGGRT-TATAAATATTGGTGTAGGTACAGGATGAACAGTWTAYCCYCCTTTATCAY-TAAATGTTAGTCATATAGGRATTTCTGTMGATATAGYTATTTTTTCAY-TACATTTGGCTGGWATTTCTTCAATTATAGGKGCTATTAATTTTATTGT-TACTATTATAAATATACGAAATTATGGGGTATTAATAGATAAAAATTAGAT-TATTATYATGATCAATTTAATTACRGCTATTTTATTATTRTTATCTTTAC-CTGTGTTAGCTGGTGCWATTACAATATTRTTAACTGAYCGTAATTTAAAT-ACATCYTTTTTTGAYCCTGCTGGAGGAGGRGRYCCTATTTTTATAY-



Figure 318. *Macrocentrus lucianocapelli*, holotype.

CAACATTTATTT. Belongs to the group with vein M+Cu of forewing distinctly widened apically. Ventral halves of mesopleuron and metapleuron brownish yellow. It shares with *M. hannahjamesae* the somewhat widened subapical part of vein 1A of forewing, but differs by the comparatively robust and posteriorly distinctly widened first tergite (parallel-sided in *M. hannahjamesae*), face entirely yellowish brown (with dark brown heart-shaped patch in *M. hannahjamesae*), and hind tibia brownish yellow (largely dark brown in *M. hannahjamesae*).

Holotype ♀. Alajuela, Sector Rincon Rain Forest, Palomo, 10.962, -85.28, 96 meters, caterpillar collection date: 15/x/2013, wasp eclosion date: 2/xi/2013. Depository: CNC.

Host data. *Apogeshma stenialis*DHJ03 (Crambidae) feeding on *Bravaisia integerrima* (Acanthaceae).

Caterpillar and holotype voucher codes. 13-SRNP-79776, DHJPAR0054348.

Paratypes. None.


Etymology. *Macrocentrus lucianocapelli* is named to honor Sr. Luciano Capelli (RIP) for his generous and enormously illustrative photography of ACG and its biodiversity for ACG and public use.

Chapter 9: Orgilinae


Members of all genera of Orgilinae are koinobiont endoparasitoids of caterpillars from a wide range of families. All species with previously known life-histories are solitary, but here we describe a gregarious species, *Orgilus ebbenielseni* Sharkey, sp. nov. (BOLD:ABA8537). Eleven species were recorded from Costa Rica and ca. 20 from the entire neotropics prior to this publication. The genera of New World Orgilinae may be identified with the following key. For the Orgilinae NJ tree, see Suppl. material 8.

Key to the New World genera of the subfamily Orgilinae

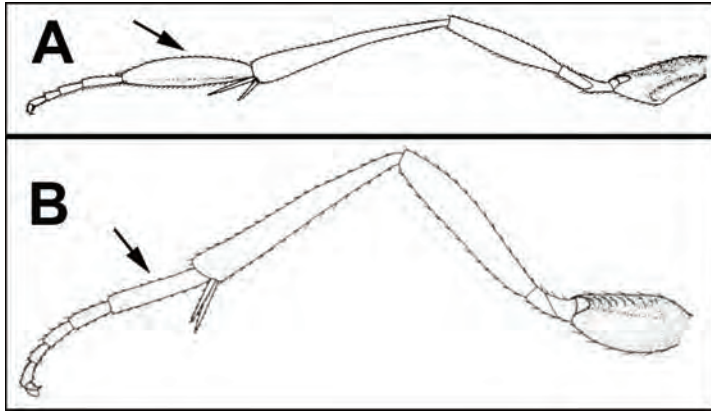
- 1 A. Forewing vein 1RS present; second submarginal cell quadrate; Chile and Argentina..... *Antestrix*
- B. Forewing vein 1RS absent; second submarginal cell triangular or absent; widespread..... 2



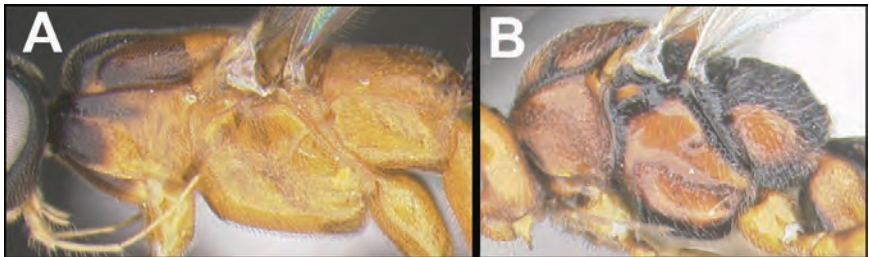
- 2(1) A. Subbasal cell of hind wing small; vein r-m of forewing usually (95%) present..... *Stantonia*
- B. Subbasal cell of hind wing large; vein r-m of forewing usually (99%) absent..... 3



- 3(2) A. Basitarsomere of hind leg swollen; Neotropical, rare.....*Podorgilus*
- B. Basitarsomere of hind leg normal, not swollen; widespread, common..... 4



- 4(3) A. Mesosoma flat dorsally; hind trochantellus ventrally distinctly longer than hind trochanter; Neotropical, rare.....*Doryctorgilus*
- B. Mesosoma convex dorsally; hind trochantellus ventrally at most approx. as long as hind trochanter; widespread, common..... *Orgilus*



***Orgilus* Haliday, 1833**

Orgilus have been recorded from a wide range of Lepidoptera larvae (Yu et al. 2016). Only one species, *O. jennieae* Marsh, 1979, a parasite of the potato tuber-worm, *Phthorimaea operculella* (Gelechiidae), is recorded from Costa Rica. Of the species described here it is closest to *Orgilus mikesmithi* Sharkey, sp. nov. Fig. 339, BOLD:ADF7540, but differs in many color and structural ways, e.g., the ovipositor is 1.5 × the length of the metasoma in *O. jennieae* but shorter than the metasoma in *Orgilus mikesmithi*. A handful of described species are from Panama (van Achterberg 1987), but these are all in the subgenera *Aporgilus* and *Anakorgilus*, no members of which are treated below. The remaining described Neotropical species are from countries distant from Costa Rica with little probability of being conspecific with the species proposed below.




Figure 319. *Orgilus amyrossmanae*, holotype.

***Orgilus amyrossmanae* Sharkey, sp. nov.**

<http://zoobank.org/37C47907-F949-47DE-9E21-A2A474AF7F5D>

Figure 319

Diagnostics. BOLD:ADY7227. Consensus barcode. AATTTTATATTTTT-TATTTGGAATTTGATCAGGTATTTTAGGTATATCAATAAGTTTAAT-TATTCGTTTGGAATTAGGTATACCTGGTAGATTGATTGGTAATGAT-CAAATTTATAATAGGATTGTGACAGCACATGCTTTTGTAATAATTTTTTT-TATAGTTATACCTATTATAATTGGTGGATTTGGTAATTGATTAATTC-CTATAATATTAGGATGTCCAGATATGGCATTTCCTCGTATAAATAATAT-GAGATTTTGATTATTAATTCCTTCAATAATTTTTTTTGATTTTTTCAA-GAATTTTAAATATTGGTGTAGGAAGTGGGTGAACAGTGTATCCTC-CTTTATCATTAAGATTAGGACATGGTGGAAATTCAGTGGATATAGC-TATTTTTTCTTTACATTTAGCTGGGGCTTCTTCAATTATAGGAGCTAT-TAATTTTATTACAACAATTTTTAATATACGATCAAGTATGATTACTATG-GATAAAATTTCTTTATTAAGATGGTCAGTGTTAATTACTGCTATTTTTAT-

TATTATTATCATTACCTGTTTTAGCTGGAGCTATTACAATATTATTAA-
GTGATCGAAATTTAAATACTTCTTTTTTTGATCCTGCAGGGGGGGGC-
GATCCAATTTTATATCAACATTTATTT.

Holotype ♀. Alajuela, Sector Rincon Rain Forest, Rio Francia Arriba, 10.89666, -85.29003, 400 meters, caterpillar collection date: 9/ix/2010, wasp eclosion date: 1/x/2010. Depository: CNC.

Host data. *Rectiostoma eowilsoni* (Depressariidae) feeding on *Turpinia occidentalis* (Staphyleaceae).

Caterpillar and holotype voucher codes. 10-SRNP-43220, DHJPAR0041408.

Paratype. DHJPAR0064113. Depository: CNC.

Etymology. *Orgilus amyrossmanae* is named in honor of Amy Rossman for her participation in the international NSF-funded planning meeting for the All Taxa Biodiversity Inventory (ATBI) of Terrestrial Systems, and contributing her wisdom to the planning that was the founding of Costa Rica's national BioAlfa today.

***Orgilus carrolyoonae* Sharkey, sp. nov.**

<http://zoobank.org/5A5A7A46-03C1-4FB9-A1DE-DF9D2DCAE5DA>

Figure 320

Diagnostics. BOLD:ADB0533. Consensus barcode. ATTTTATATTTTATATTTG-
GTATTTGATCAGGTATTTTAGGAATATCTATAAGATTAATTATTCGAATG-
GAATTAGGTATACCTGGTAGATTGATTGGAAATGATCAAATTTATAATA-
GAATTGTAACAGCTCATGCATTTATTATAATTTTTTTTATAGTTATGC-
CAATTATAATTTGGTGGTTTTGGAAATTGATTAATTCCTATAATACTAG-
GATGTCCAGATATAGCATTTCCTCGAATAAATAATATAAGGTTTTGGT-
TATTAATTCCTTCAATAATTTTTTTAATTTTTAGAAAGATTTTAAAT-
GTTGGGGTTGGTACTGGTTGAACAGTGTATCCACCTTTATCTT-
TAATAATTTGGTCATGGGGGTTTATCTGTTGATATAGCTATTTTTTCTT-
TACATTTAGCTGGAATTTCTTCAATTATGGGTGCAATTAATTTATTAC-
TACTATTTTAAATATACGATCTGATAAAGTTTTAATGGATAAAATTTTCAT-
TATTAAGATGATCTGTTTTAATTACAGCTATTTTATTATTATTATCAT-
TACCTGTATTGGCAGGG-----
-----.

Holotype ♂. Guanacaste, Sector Pailas Dos, PL12-1, 10.7642, -85.335, 828 me-
ters, 12/vi/2014, Malaise trap. Depository: CNC.

Host data. None.

Holotype voucher code. BIOUG29134-B08.

Paratypes. None.

Etymology. *Orgilus carrolyoonae* is named in honor of Carrol Yoon's long-appreci-
ated contributions to publicity for ACG, GDFCF, and now, BioAlfa.



Figure 320. *Orgilus carrolyoona*, holotype.

***Orgilus christompsoni* Sharkey, sp. nov.**

<http://zoobank.org/2FA287BF-EB8C-4A3C-9E45-EF2004CC0499>

Figure 321

Diagnostics. BOLD:ADW2886. Consensus barcode. TTTATATTTTTTATTTGGAATTTGAGCTGGTATTTTAGGTATATCAATAAGATTAATTATTCGAATAGAATTAGGTATAACCAGGAAGATTAATTGGAAATGATCAGATTTATAATAGAATTGTTACAGCTCATGCATTTGTAATAATTTTTTTTATAGTTATACCAATTATAATTTGGRGGATTGGTAATTGATTAATTCCTATAATATTAGGATGTCCTGATATAGCTTTCCCACGTATAAATAATATAAGTTTTTGATTATTAATTCCTTCACTTGTATTTTTAATTTTTAGAAAGGGTATTAATGTAGGGGTAGGTACTGGTTGAACTGTTTATCCTCCTTTATCTTTATTAATTGGTCATGGAGGTTTGTCAAGTTGATATAGCTATTTTTTCTTTACATTTGGCAGGTATTTCTTCAATTATAGGTGCAGTTAATTTTATTACAACAATTTTAAATATGCGATCTGATTATKTTTATATAGA-



Figure 321. *Orgilus christhompsoni*, holotype.

TAAAATTTCTTTATTATGTTGATCAGTTTTAATTACAGCTATTTTATT-
ATTATATCTTTACCAGTATTAGCTGGAGCAATTACTATATTATTAACA-
GATCGGAATTTAAATACTTCATTTTTTTGACCCTTCTGGAGGTGGAGATC-
CAATTTTATATCAACATTTATT.

Holotype ♀. Guanacaste, Sector Pailas Dos, PL12-3, 10.7631, -85.3344, 820 me-
ters, 2/iv/2015, Malaise trap. Depository: CNC.

Host data. None.

Holotype voucher code. BIOUG44707-C12.

Paratype. BIOUG44846-A07. Depository: CNC.

Etymology. *Orgilus christhompsoni* is named in honor of Chris Thompson attend-
ing the international NSF-funded planning meeting for the All Taxa Biodiversity In-
ventory (ATBI) of Terrestrial Systems, and contributing his wisdom to the planning
that was the founding of Costa Rica’s national BioAlfa today.

***Orgilus christinemcmabonae* Sharkey, sp. nov.**

<http://zoobank.org/5057F001-B6A3-4B9B-87A8-B61375FE5162>

Figure 322

Diagnostics. BOLD:AAU1670. Consensusbarcode. AATTTTATATTTTTTATTTG-
GTATTTGATCTGGAATTTTAGGAATATCTATAAGTTTATTAATTCGTATA-



Figure 322. *Orgilus christinemcmahonae*, holotype.

GAATTAGGTATACCTGGGAGATTAATTGGTAATGATCAAATTTATAATAG-TATTGTAACAGCACATGCTTTTATTATAATTTTTTTTATAGTTATAC-CTATTATAAATTGGTGGATTGGTAATTGATTAATTCCTATAATATTAG-GATGTCCAGATATAGCTTTTCCTCGTATAAATAATATAAGGTTTTGAT-TATTGATTCCTTCTTTAATTTTTTTAATTTTTTAGTAGTGTTTTAAAT-GTTGGAGTTGGTACAGGATGAACAGTTTATCCTCCTTTATCTTTAAC-TATTGGTCATGGGGGATTATCAGTTGATATGGCTATTTTTTCTTTA-CATTTAGCAGGTATTTCTTCAATTATAGGGGCTATTAATTTTATTACAAC-TATTTTGAATATACGTTCTGATAAGGTTTTAATAGATAAAAATTTCTTT-ATTAAGATGATCTGTTTTAATTAAGTCTATTTTATTATTATTATCTTTAC-CAGTTTTAGCTGGAGCAATTACAATATTATTAACAGATCGTAATTTAAAT-ACATCTTTTTTTGATCCTTCTGGTGGGGGAGATCCTATTTTATATCAG-CATTTATTT.

Holotype ♀. Alajuela, Sector San Cristobal, Finca San Gabriel, 10.87766, -85.39343, 645 meters, caterpillar collection date: 26/vi/2013, wasp eclosion date: 20/vii/2013. Depository: CNC.

Host data. *Antaeotricha* Janzen24 (Depressariidae) feeding on *Coccoloba peltata* (Polygonaceae).

Caterpillar and holotype voucher codes. 13-SRNP-3328, DHJPAR0053050.

Paratypes. DHJPAR0040025, DHJPAR0040027, DHJPAR0052982, DHJPAR0053050. Depository: CNC.

Etymology. *Orgilus christinemcmahonae* is named in honor of Christine McMahon attending the international NSF-funded planning meeting for the All Taxa Biodiversity Inventory (ATBI) of Terrestrial Systems, and contributing her wisdom to the planning that was the founding of Costa Rica's national BioAlfa today.

***Orgilus dianalipscombae* Sharkey, sp. nov.**

<http://zoobank.org/4302B074-A74E-4094-94D5-43851E3027CA>

Figure 323

Diagnostics. BOLD:AAM1105. Consensus barcode. TATTTTATATTTTA-TATTTGGTATTTGATCAGGTATTTTAGGAATATCAATAAGTTTACT-TATTCGAATAGAACTTGGAATACCTGGTAGTTTAATTGGTAATGATCAAATTTATAATAGAATTGTAACAGCTCATGCATTTATTATAATTTTTTT-TATGGTTATACCAATTATAATTGGTGGATT'TGGAAAT'TGATTGATTC-TATAATATTAGGATGTCCAGATATAGCATTTCCACGAATAAATAATATAAGATTTTGGATTATTAATTCCTTCAATAATTTTTTTAATTTTTAGCAGAGTTTTAAATGTAGGGGTTGGTACTGGATGAACAGTTTATCCAC-



Figure 323. *Orgilus dianalipscombae*, holotype.

CTTTATCTTTAACAATTGGGCATGGGGGATTATCTGTTGATATAGC-TATTTTTTCTTTACATTTGGCGGGTATTTCTTCTATTATAGGAGCAAT-TAATTTTATTAACAATTTTAAATATACGATCTGATAAAGTTTTAATA-GATAAAATTTTCATTGTTAAGATGATCTGTTTTAATTACAGCAATTTTAT-TATTATATCATTAACCTGTATTGGCAGGTGCTATTACAATATTATTAAC-TGATCGAAATTTAAATACTTCTTTTTTTTGATCCTTCAGGTGGTGGAGATC-CAATTTTATATCAACATTTATTT.

Holotype ♀. Guanacaste, Sector Mundo Nuevo, Vado Miramonte, 10.77175, -85.43400, 305 meters, caterpillar collection date: 17/ii/2010, wasp eclosion date: 4/iii/2010. Depository: CNC.

Host data. elachJanzen01 Janzen786 (Depressariidae) feeding on *Inga vera* (Fabaceae).

Caterpillar and holotype voucher codes. 10-SRNP-55161, DHJPAR0039036.

Paratypes. None.

Etymology. *Orgilus dianalipscombae* is named in honor of Diana Lipscomb attending the international NSF-funded planning meeting for the All Taxa Biodiversity Inventory (ATBI) of Terrestrial Systems, and contributing her wisdom to the planning that was the founding of Costa Rica's national BioAlfa today.

***Orgilus ebbenielsoni* Sharkey, sp. nov.**

<http://zoobank.org/F186FF66-6CA6-4FE2-BA9D-9866A38E8333>

Figure 324

Diagnostics. BOLD:ABA8537. Consensus barcode. AATTTTATATTTTT-TATTTGGAATTTGATCAGGAATTTAGGAATATCAATAAGTTTAAAT-TATTCGTATAGAATTGGGGATACCAGGGAGATTAATTGGTAATGAT-CAAATTTATAATAGTGTTGTAACAGCTCATGCATTTATTATAATTTTTTT-TATAGTTATACCTATTATAATTGGTGGGTTTGAAATTTGATTGATTC-CTATAATATTAGGATGTCCTGATATAGCTTCCCTCGAATAAATAATATAA-GGTTTTGATTGTTGATTCATCTATAATTTTTTTAATTTTTTAGAA-GAATTTAAATGTTGGTGTGGYACAGGGTGAACGTATATCCAC-CTTTATCTTTAACAATTGGTCATGGGGGGGTATCTGTTGATATAGC-TATTTTTTCTTTACATTTAGCTGGTATTTCTTCTATTATAGGAGCAAT-TAATTTTATTAACAATTTTAAATATACGTTCTGATAAAGTTTTAATA-GATAAAATTTCTTTATTAAGTTGATCTGTATTAATTACAGCAATTTTAT-TATTATATCATTAACCTGTATTAGCAGGGGCAATTACAATATTATTAACA-GATCGTAATTTAAATACATCTTTTTTTTGATCCTTCAGGAGGGGGGGATC-CTATTTTATATCAACATTTATTT.

Holotype ♀. Guanacaste, Sector Pitilla, Medrano, 11.01602, -85.38053, 380 meters, caterpillar collection date: 17/iii/2012, wasp eclosion date: 3/iv/2012. Depository: CNC.

Host data. Gregarious parasitoid on *Megalota crassana* (Tortricidae) feeding on *Croton billbergianus* (Euphorbiaceae). Seven specimens emerged from the host caterpillar.

Caterpillar and holotype voucher codes. 12-SRNP-70637, DHJPAR0049088.




Figure 324. *Orgilus ebenielsoni*, holotype.

Paratypes. Hosts = *Megalota crassana*, *Megalota* Janzen03, *Megalota ochreoapex*. DHJPAR0038979, DHJPAR0043266, DHJPAR0049086. Depository: CNC.

Etymology. *Orgilus ebenielsoni* is named in honor of Ebbe Nielson (RIP) attending the international NSF-funded planning meeting for the All Taxa Biodiversity Inventory (ATBI) of Terrestrial Systems, and contributing his wisdom to the planning that was the founding of Costa Rica's national BioAlfa today.

Note. This is the first and only record of a gregarious species of *Orgilus*.

***Orgilus elizabethpennisiae* Sharkey, sp. nov.**

<http://zoobank.org/F7FE9433-5B4B-42E3-BFD3-C8393EF762AB>

Figure 325

Diagnostics. BOLD:AAW8981. Consensus barcode. TATTTTGTATTTTG-TATTTGGTATTTGATCAGGTATTTGGGAATATCAATAAGGTTAAT-TATTCGAATAGAATTAGGGATACCAGGTAGAATAATYGGAAATGATCA-GATTTATAATAGAATTGTTACAGCACATGCATTTATTATAATTTT-TATAGTTATGCCAATTATAATTGGTGGGTTTGGAAATTGACTTATTC-CAATAATATTAGGATGTCCAGATATAGCGTTTCCACGAATAAATAATATAA-GATTTTGATTGTTAATTCCTTCAATAATTTTATTGATTTTGTAGAA-GAATTTTAAATGTGGGTGTTGGGACAGGTTGGACAGTTTATCCAC-CTTTATCTTTAATAATTGGTCATGGGGGGGTATCTATTGATATAGC-TATTTTTTCTTTACATTTAGCAGGAATTTCTTCTATTATGGGGTCAAT-TAATTTTATTACTACAATTTTAAATATGCGTTCTGATAAAATTTAATA-GATAAAATTTTATTATTAAGATGATCTATTTAATTACAGTAATCTTAT-



Figure 325. *Orgilus elizabethpennisiae*, holotype.

GTTGTTATCGTTACCTGTATTAGCAGGTGCTATTACAATGTTATTGACTGATCGTAATTTAAATACATCTTTTTTTGATCCTTCAGGTGGGGGGGAYCCTATTTTATATCAACATTTATTT.

Holotype ♂. Alajuela, Sector San Cristobal, Sendero Huerta, 10.93, -85.372, 527 meters, 18/iv/2012, Malaise trap. Depository: CNC.

Host data. None.

Holotype voucher code. DHJPAR0049293.

Paratypes. Both Malaise – trapped. DHJPAR0051816, DHJPAR0049469. Depository: CNC.

Etymology. *Orgilus elizabethpennisiae* is named in honor of Elizabeth Pennisi's long-appreciated contributions to publicity for ACG, GDFCF, and now, BioAlfa.

***Orgilus evertlindquisti* Sharkey, sp. nov.**

<http://zoobank.org/3772DDFF-ADFE-4DAB-8EB9-32E225CD3BC5>

Figure 326

Diagnostics. BOLD:AAI2109. Consensus barcode. TTTTATTTGGAATTTGATCGGGAATTTTGGGTATATCTATAAGATTAATTATTCGTATAGAGTTAGGTATACCTGGAAGATTGATTGGGAATGATCAAATTTATAATAGAATTTGTTACAGCTCATGCATTTATTATAATTTTTTTTATAGTTATACCTATTATAATTGGTGGTTTTTGGAAATTGATTAATTCATAATATATAGGATGTC-CGGATATAGCTTTTCCACGTATAAATAATATAAGATTTTGATTATTAATTCCTTCAATAACTTTTTTAATTTTTTAGRGGGGTTTTAAATGTTGGAGTGG-GAACAGGTTGAACAGTTTATCCTCCATTATCATTAATTATTGGTCATG-GTGGGTTATCTGTTGATATAGCAATTTTTTCTTTACATTTAGCTG-GAATTTCTTCAATTATAGGGGCAATTAATTTTATTACTACAGTTT-TAAATATACGATCTGATAAAGTTTATATAGATAAAATTTCTTTATTGAGTTGATCTATTTTGATTACAGCTATTTTGTATTATTATCTTTACCGGTTT-



Figure 326. *Orgilus evertlindquisti*, holotype.

TAGCTGGGGCTATTACTATATTATTGACTGATCGTAATTTGAATACAT-CATTTTTTGATCCTTCAGGAGGGGGAGATCCTATTTTATATCAACATT-TATTT.

Holotype ♀. Alajuela, Sector San Cristobal, Potrero Argentina, 10.89021, -85.38803, 520 meters, 24/i/2008, Malaise trap. Depository: CNC.

Host data. None.

Holotype voucher code. DHJPAR0027553.

Paratypes. Both Malaise-trapped. DHJPAR0027581, BIOUG28185-A09. Depository: CNC.

Etymology. *Orgilus evertlindquisti* is named in honor of Evert Lindquist attending the international NSF-funded planning meeting for the All Taxa Biodiversity Inventory (ATBI) of Terrestrial Systems, and contributing his wisdom to the planning that was the founding of Costa Rica's national BioAlfa today.

***Orgilus genestoermeri* Sharkey, sp. nov.**

<http://zoobank.org/3209AE3E-F72F-4224-9712-CCB34FF4D87F>

Figure 327

Diagnostics. BOLD:ADH3907. Consensus barcode. TATTTTGGAAATTTG-GTCAGGGATTTTAGGAATATCAATAAGATTACTTATTCGATTAGAATTAG-GTATGCCAGGTAGATTAATTTGGTAATGATCAAATTTATAATAGAGTCG-TAACAGCTCATGCATTTTAAATAATTTTATAGTTATAACCAAT-TATAATTGGAGGATTTGGAAATTTGATTAATTCCTATAATATTAGGGT-GCCCAGATATAGCATTTCCACGAATAAATAATATAAGATTTTGATTAT-TAATTCCTTCATTAATTTTGTTAATTTTAGAGGAATTTAAATATTG-GAGTAGGGACTGGGTGAACAGTTTATCCTCCTTATCATTAATATTG-GTCATGGGGGTATATCAGTAGATATAGCAATTTTCTTTACATTTG-GCAGGAATTCATCAATTATAGGAGCAATTAATTTATTACAACGATT-TTAAATATACGATCTAAAGGAGTAAGAATAGATAAAATTTTATTATTTA-GATGGTCAGTGTTAATTAATGCTGTATTATTATTATCTTTACCAGTT.

Holotype ♀. Guanacaste, Sector Cacao, Derrumbe, 10.9292, -85.4643, 1220 meters, 2/iv/2015, Malaise trap. Depository: CNC.



Figure 327. *Orgilus genestoermeri*, holotype.

Host data. None.

Holotype voucher code. BIOUG33118-F04.

Paratypes. None.

Etymology. *Orgilus genestoermeri* is named in honor of Gene Stoermer attending the international NSF-funded planning meeting for the All Taxa Biodiversity Inventory (ATBI) of Terrestrial Systems, and contributing his wisdom to the planning that was the founding of Costa Rica's national BioAlfa today.

***Orgilus jamesriegeri* Sharkey, sp. nov.**

<http://zoobank.org/B2E010C0-6561-46DE-9259-91B92E924EA7>

Figure 328

Diagnostics. BOLD:ACM9544. Consensus barcode. AATTTTATATTTTT-TATTTGGTATTTGATCTGGAATTTTAGGAATATCTATAAGTTTAT-TAATTCGTGTAGAATTAGGTATACCTGGAAGATTAATTGGTAATGAT-CAAATTTATAATAGTATTGTAACAGCACATGCTTTTATTATAATTTTTTT-TATAGTTATACCTATTATAATTGGTGGATTTGGTAATTGATTAATTC-CTATAATATTGGGGTGTCCAGATATAGCTTCCCTCGTATAAATAATATAA-GTTTTTGATTATTGATTCCTTCTTTAATTTTTTTAATTTTTTAGTAGT-GTTTTAAATGTTGGAGTAGGAACTGGATGAACAGTTTATCCTC-CTTTATCTTTAACTATTGGTCATGGGGGATTATCAGTTGATATGGC-



Figure 328. *Orgilus jamesriegeri*, holotype.

TATTTTTTCTTTACATTTGGCAGGTATTTCTTCAATTATAGGGGCTAT-
 TAATTTTATTACAACATTTTGAATATACGTTCTGATAAAGTTTTAATA-
 GATAAAATTTCTTTATTAAGATGATCTATTTAATTACTGCTATTTTAT-
 TATTATATCTTTACCAGTTT TAGCTGGAGCAATTACAATATTTAACA-
 GATCGTAATTTAAATACATCTTTTTTTGATCCTTCTGGTGGAGGGGATC-
 CAATTTTATATCAGCATTTATTT.

Holotype ♀. Alajuela, Sector Rincon Rain Forest, Comejen, 10.95669, -85.28933, 213 meters, caterpillar collection date: 7/ii/2014, wasp eclosion date: 19/ii/2014. Depository: CNC.

Host data. *Brenthia* Janzen13 (Choreutidae) feeding on *Heliconia irrasa* (Heliconiaceae).

Caterpillar and holotype voucher codes. 14-SRNP-45281, DHJPAR0055301.

Paratypes. None.

Etymology. *Orgilus jamesriegeri* is named in honor of James Rieger attending the international NSF-funded planning meeting for the All Taxa Biodiversity Inventory (ATBI) of Terrestrial Systems, and contributing his wisdom to the planning that was the founding of Costa Rica's national BioAlfa today.

***Orgilus jeanmilleriae* Sharkey, sp. nov.**

<http://zoobank.org/40D2BA84-029F-4D1D-945A-9CC1227E6BAC>

Figure 329

Diagnostics. BOLD:ADA6087. Consensus barcode. GTTTTATATTT-
 TATATTTGGAATTTGATCAGGAATTTTAGGTATATCTATAAGTT-
 TAATTATTCGTTTAGAATTAGGTATATTAGGTAGATTGATTGG-
 TAATGATCAAATTTATAATAGAGTAGTTACAGCTCATGCGTTTATTA-
 TAATTTTTTTTATAGTTATAACCAATTATAATTGGAGGTTTTGGAAAT-
 GATTAATTCCAATGATATTAGGATGTCCAGATATAGCTTTTCCTCG-
 TATAAATAATATAAGATTTTGATTATTAGTTCCTTCTTTATTTTTTT-
 TAATTTTTTAGTAGAATTTTAAATATTGGTGTGGGACTGGATGAACA-
 GTTTATCCACCTTTATCTTTAAATATTGGTCATGGAGGATTATCAGTT-
 GATATATCAATTTTTCTTTACATTTAGCTGGTATTTTCATCTATTATAG-
 GAGCTATTAATTTTATTACTACAATTATTAATATACGATCAAGAATAAT-
 TATATAGATAAAATTTCTTTATTAAGATGATCTATTTTGATTACAG-
 CAATTTTATTATTATTATCTTTGCCTGTTTTGGCTGGTGCAATTACTAT-
 ATTATTGACTGATCGT.

Holotype ♀. Guanacaste, Sector Pailas Dos, PL12-3, 10.7631, -85.3344, 820 meters, 26/vi/2014, Malaise trap. Depository: CNC.

Host data. None.

Holotype voucher code. BIOUG29912-B11.

Paratypes. BIOUG29685-A09, BIOUG28777-A07, BIOUG28807-F04, BIOUG44866-F09. Depository: CNC.




Figure 329. *Orgilus jeanmilleriae*, holotype.

Etymology. *Orgilus jeanmilleriae* is named in honor of Jean Miller’s long-appreciated contributions to publicity for ACG, GDFCF, and now, BioAlfa.

***Orgilus jeffmilleri* Sharkey, sp. nov.**

<http://zoobank.org/8A690C3A-9CD1-452E-B14E-51C6C45BF6A2>

Figure 330

Diagnostics. BOLD:ACT7418. Consensus barcode. TTTATTTTTGGTATTTGATCAGGAATTTTAGGTATGTCAATAAGATTGATTATTCGATTAGAATTAGGTATATCTGGAAGATTAATTGGTAATGATCAAATTTATAATAGAATTGTTACTGCACATGCATTTTTAATAATTTTTTTTATAGTAATGCCTATTATAATTGGAGGGTTTGGTAATTGATTAATTCCTATAATATTAGGATGTCCAGATATAGCATTCCCACGTATAAATAATATAAGATTTTGATTATTAATTCCTTCATTGATTTTTTTAATATTTAGTGGTATTTTAAATATTGGAGTAGGAACAGGTTGAACAGTTTATCCTCCTTTATCTTTAAGAATTGGTCATGGTGGGATATCTGTAGATATAGCAATTTTTCTTTACATTTAGCTGGGATTTTCATCAATTATAGGAGCAGTTAATTTTATTACAACAA-TTTTAAATATACGATCTGAAGGAGTTACTATAGATAAAATTTTCATTATTAA-GATGATCAGTATTAATTACAGCTGTATTATTATTATTATCTTTACCAGTTT-

TAGCTGGAGCTATTACAATATTATTAAGTAT-----
-----.

Holotype ♀. Guanacaste, Sector San Cristobal, Estación San Gerardo, 10.88,
-85.389, 575 meters, 26/xiii/2013, Malaise trap. Depository: CNC.

Host data. None.

Holotype voucher code. BIOUG19395-H01.



Figure 330. *Orgilus jeffmilleri*, holotype.

Paratypes. None.

Etymology. *Orgilus jeffmilleri* is named in honor of Jeff Miller's long-appreciated contributions to publicity for ACG, GDFCF, and now, BioAlfa.

***Orgilus jerrypowelli* Sharkey, sp. nov.**

<http://zoobank.org/55A34522-0246-4DC5-A8E4-F44F6D8ADCCF>

Figure 331

Diagnosics. BOLD:ABZ9478. Consensus barcode. AATTTTATATTTTTT-GTTTGGAAATTTGATCAGGAATTTTAGGTATATCAATAAGATTAATTATTC-GAATGGARTTAGGGATACCGGGYAGRTTAATYGGTAATGATCAAATTTATAATAGAATTGTTACAGCTCATGCTTTTATTATAATTTTTTTTATAGT-TATACCTATTATAATTGGTGGATTTGGTAATTGATTAATTCCTATAAT-ATTAGGRTGTCCGTATATAGCTTTYCCTCGAATAAATAATATAAGATTTT-GATTATTAATTCCTTCRATAATTTTTTTAATTTTTTAGGAGAGTGT-TAAATGTTGGTGTGGAACGGGATGAAGTGTATCCTCCTYTATCTT-TAAYTATTGGTCATGGAGGTTTATCTGTTGATATAGCTATTTTTTCTT-TACATTTTRGCTGGAATTTTCATCTATTATAGGAGCAATTAATTTTATTA-CAACAATTTTAAATATACGTTCTGAYAAAGTTTTTATAGATAAAAATTTCTT-TATTAAGTTGATCTGTTTTWATTACAGCTATTTTATTATTATTATCTT-



Figure 331. *Orgilus jerrypowelli*, holotype.

TACCAGTATTAGCTGGGGCAATTACAATATTATTAAGTATCGAAAT-TTAAATACTTCMTTTTTTTGATCCGTCAGGTGGAGGTGATCCTATTTTATATCAACATTTATTT.

Holotype ♀. Guanacaste, Sector San Cristobal, Tajo Angeles, 10.86472, -85.41531, 540 meters, caterpillar collection date: 2/ix/2011, wasp eclosion date: 21/ix/2011. Depository: CNC.

Host data. *Antaeotricha* Janzen412 (Depressariidae) feeding on *Semialarium mexicanum* (Celastraceae).

Caterpillar and holotype voucher codes. 11-SRNP-3427, DHJPAR0050158.

Paratypes. Hosts = *Antaeotricha marmorea*, *Antaeotricha* Janzen88, *Antaeotricha* Janzen412. DHJPAR0048258, DHJPAR0048266, DHJPAR0048271, DHJPAR0048277, DHJPAR0051415, DHJPAR0048251, DHJPAR0048267, DHJPAR0048268, DHJPAR0055593, DHJPAR0053161. Depository: CNC.

Etymology. *Orgilus jerrypowelli* is named in honor of Jerry Powell participating in the international NSF-funded planning meeting for the All Taxa Biodiversity Inventory (ATBI) of Terrestrial Systems, and contributing his wisdom to the planning that was the founding of Costa Rica's national BioAlfa today.

***Orgilus jimtiedjei* Sharkey, sp. nov.**

<http://zoobank.org/4F589054-3990-4242-A7D8-FE8778592D4C>

Figure 332

Diagnostics. BOLD:ADX8196. Consensus barcode. TTTATATTTTATGTTTG-GTATTTGATCAGGTATTTTAGGGATATCAATAAGTTTAAATTATTCGAATA-GAATTAGGTATAACCAGGAAGTTTGATTGGTAATGATCAAATTTATAACA-GAATTGTAACAGCTCATGCTTTTATTATAATTTTTTTTATAGTAATGCCAATTATAATTGGAGGATTTGGAAATTGATTAATTCCTATAATATTAG-GATGTCCGGATATGGCATTTCACGTATAAATAATATAAGATTTTGAT-TATTAATTCCTTCTATAATTTTTTTAAATTTTTAGAGAATTTTAAAT-GTTGGAGTTGGGACTGGATGAACAGTTTATCCACCTTTATCTT-TAACTATTGGTCATGGAGGTTTATCTGTTGATATAGTTATTTTTTCTT-TACATTTAGCAGGAATTTCTTCTATTATAGGGGCAATTAATTT-TATTACAACAATTTTAAATATACGATCTGATAAAGTTTAAATAGA-TAAAATTTTATTATTAAGGTGATCTGTTTTAATTACAGCAATTTTGT-TATTGTTATCATTACCTGTATTAGCAGGTGCTATTACAATATTATTGACT-GATCGTAATTTAAATACATCTTTTTTTGATCCTTCAGGTGGAGGTGACC-CAATTTTATACCAACATTTATT-----.

Holotype ♀. Guanacaste, Sector Pailas Dos, PL12-3, 10.7631, -85.3344, 820 meters, 23/iv/2015, Malaise trap. Depository: CNC.

Host data. None.

Holotype voucher code. BIOUG44165-G01.

Paratypes. None.




Figure 332. *Orgilus jimtiedjei*, holotype.

Etymology. *Orgilus jimtiedjei* is named in honor of Jim Tiedje attending the international NSF-funded planning meeting for the All Taxa Biodiversity Inventory (ATBI) of Terrestrial Systems, and contributing his wisdom to the planning that was the founding of Costa Rica’s national BioAlfa today.

***Orgilus johnlundbergi* Sharkey, sp. nov.**

<http://zoobank.org/135C404A-B83B-43ED-876C-CB952F12BDF8>

Figure 333

Diagnostics. BOLD:AAT9015. Consensus barcode. TATTTTATATTTT-TATTTGGAATTTGATCTGGRATTTTAGGAATATCTATAAGATTAATTATTC-GATTAGAATTAGGTATACCTGGGAGTTTAATTGGTAATGATCAAAT-TATAATAGAATTGTTACTGCTCATGCTTTTATTATAATTTTTTTTATAGT-TATACCAATTATAATTTGGGGGATTTGGAAATTGATTAATTTCCAATAAT-ATTAGGATGTCCTGATATGGCTTTCCCTCGGATAAATAATATAAGTTTTT-GATTGTTAATTCCTTCAATAATTTTTTTAATTTT TAGAAGGGTTT-TAAATGTTGGTGTAGGAACTGGTTGAACTGTRTATCCTCCTTTATCAT-TAATTATTGGTCATGGGGGGTATCTGTTGATATARCTATTTTTTCTT-



Figure 333. *Orgilus johnlundbergi*, holotype.

TACATTTAGCAGGAATTTCTTCAATTATAGGAGCAATTAATTTTATTA-
CAACAATTTTAAATATACGATCTGATAAAGTTTAAATGGATAAAAATTTCTT-
TATTAAGATGATCAGTTTTAATTACAGCAATTTATATATTATCTTTAC-
CTGTTTTAGCAGGAGCTATTACTATATTATTAACAGATCGTAATTTAAATA-
CATCTTTTTTTGAYCCTTCAGGAGGAGGTGATCCTATTTTATATCAG-
CATTATTT.

Holotype ♀. Alajuela, Sector Rincon Rain Forest, Rio Francia Arriba, 10.89666, -85.29003, 400 meters, caterpillar collection date: 14/v/2011, wasp eclosion date: 29/v/2011. Depository: CNC.

Host data. elachBioLep01 BioLep81 (Depressariidae) feeding on *Conceveiba pleiostemona* (Euphorbiaceae).

Caterpillar and holotype voucher codes. 11-SRNP-42377, DHJPAR0042873.

Paratypes. Hosts = elachBioLep01 BioLep81, elachBioLep01 Janzen48, elachJanzen01 Janzen698 (Depressariidae). DHJPAR0061511, DHJPAR0040026, DHJPAR0040028, DHJPAR0040029, DHJPAR0049918, DHJPAR0050141, DHJPAR0050150, DHJPAR0049671, DHJPAR0049679, DHJPAR0054529, DHJPAR0040553. Depository: CNC.

Etymology. *Orgilus johnlundbergi* is named in honor of John Lundberg attending the international NSF-funded planning meeting for the All Taxa Biodiversity

Inventory (ATBI) of Terrestrial Systems, and contributing his wisdom to the planning that was the founding of Costa Rica's national BioAlfa today.

***Orgilus johnpipolyi* Sharkey, sp. nov.**

<http://zoobank.org/CCB11238-183D-4467-8011-B46B4A90B3AF>

Figure 334

Diagnostics. BOLD:ABU7457. Consensus barcode. TATTTTGTATTT-TATATTTGGTATTTGATCTGGGGTATTAGGTATATCAATGAGA-TTTGTAGTTCGGATAGAATTAGGTATACCTGGGAGTTTAATTG-GTAAACGATCAAATTTATAATAGAATTGTTACTGCTCATGCTTTTT-TAATAATTTTTTTTTATAGTAATACCTATTATAATTGGAGGATTTGG-GAATTGATTAATTCCTGTAATATTAGGATGTCCTGATATAGCTTTC-CCTCGAATAAATAATATAAGTTTTTGGTTATTAATTCCTTCAATTT-TATTTTTAATTTTTAGGGGAATTTAAATATTGGTGTAGGGACTGGGT-GAACCGTTTATCCTCCTTTATCTTTGAATATTGGTCATGGAGGGT-TATCAGTTGATATAGCTATTTTTTCTTTACATTTAGCGGGGGCGT-CATCTATTATGGGAGCTATTAATTTTATTACGACAATTATAAATATAC-



Figure 334. *Orgilus johnpipolyi*, holotype.

GATCTAGAATGGTTTTTATAGATAAAAATTTCCCTTGTTATGTT-
GATCAGTATTAATTACTGCTGTTTTATTATTATTATCTTTAC-
CAGTATTAGCTGGGGCTATTACTATATTATTAAGTATCGTAAT-
ATAAATACTTCTTTTTTTTGATCCTTCCGGGGGTGGTGATCCAATTTA-
TATCAACATTTATTT.

Holotype ♂. Alajuela, Sector Rincon Rain Forest, Sendero Anonas, 10.90528, -85.27882, 405 meters, caterpillar collection date: 9/iii/2012, wasp eclosion date: 10/iv/2012. Depository: CNC.

Host data. *Anadasmus* Janzen25 (Depressariidae) feeding on *Ocotea atirrensis* (Lauraceae).

Caterpillar and holotype voucher codes. 12-SRNP-41056, DHJPAR0048772.

Paratypes. None.

Etymology. *Orgilus johnpipolyi* is named in honor of John Pipoly attending the international NSF-funded planning meeting for the All Taxa Biodiversity Inventory (ATBI) of Terrestrial Systems, and contributing his wisdom to the planning that was the founding of Costa Rica's national BioAlfa today.

***Orgilus jorgellorentei* Sharkey, sp. nov.**

<http://zoobank.org/EC5ADD45-F133-4A3C-97C7-C654BE6DA98D>

Figure 335

Diagnostics. BOLD:AAN2501. Consensus barcode. AATTTTATATTTTT-
TATTTGGAATTTGATCAGGTATTTTAGGAATATCGATAAGATTAAT-
TATTCGAATAGAATTAGGTATACCAGGAAGATTAATTGGTAATGAT-
CAAATTTATAATAGAATTGTTACAGCTCATGCTTTTATATAATTTTTTT-
TATAGTTATACCTATTATAATTGGGGGATTGGAAATGGTTAATTC-
CTATAATATTAGGATGTCCTGATATAGCTTCCCTCGTATAAATAATATAA-
GTTTTTTGGTTATTAATTCCTTCAATAATTTTTTTAATTTTTTAGAA-
GAGTATTAATGTTGGAGTAGGAACAGGATGAACTGTTTATCCTC-
CTTTATCATTAGGTATTGGTCATGGAGGATTATCTGTTGATATAG-
CAATTTTTTCTTTACATTTAGCAGGAATTTCTTCAATTATAGGAGCAAT-
TAATTTTATTACAACAATTTTAAATATACGATCTGATAAAGTTTTAATA-
GATAAATTTCTTTATTAAGGTGATCGGTTTTAATTACAGCAATTTTAT-
TATTATTATCTTTACCTGTTTTAGCTGGGGCAATTAATATATTAAGT-
GATCGTAATTTAAATACATCATTTTTTTGATCCCTCAGGAGGTGGAGATC-
CTATTTTATATCAACATTTATTT.

Holotype ♀. Alajuela, Sector San Cristobal, Puente Palma, 10.9163, -85.37869, 460 meters, caterpillar collection date: 21/v/2014, wasp eclosion date: 13/vi/2014. Depository: CNC.

Host data. *Antaeotricha radicalis* (Depressariidae) feeding on *Vochysia guatemalensis* (Vochysiaceae).

Caterpillar and holotype voucher codes. 14-SRNP-2556, DHJPAR0055612.



Figure 335. *Orgilus jorgellorentei*, holotype.

Paratype. Host = *Stenomoma* Janzen148 (Depressariidae): DHJPAR0039489. Depository: CNC.

Etymology. *Orgilus jorgellorentei* is named in honor of Jorge Llorente attending the international NSF-funded planning meeting for the All Taxa Biodiversity Inventory (ATBI) of Terrestrial Systems, and contributing his wisdom to the planning that was the founding of Costa Rica's national BioAlfa today.

***Orgilus larryspearsi* Sharkey, sp. nov.**

<http://zoobank.org/C8BE4315-1A22-42F5-80CC-E2150C168B98>

Figure 336

Diagnostics. BOLD:ACL4839. Consensus barcode. TATTTTATATTTTATGTTTGGTATTTGATCAGGTATTTTAGGAATATCAATAAGTTTAATTATTCGAATAGAATTAGGTATAACCAGGAAGTTTAATTGGTAATGATCAAATTTATAACAGAATTGTAACAGCTCATGCATTTATTATAATTTTTTTTATAGTAATGCCAATTATAATTGGAGGATTTGGAAATTGATTAATTCCTATAATATTAGGATGTCCGGATATGGCATTCCCACGTATAAATAATATAAGATTTTGATTATTAATTCCTTCTATAATTTTTTTAATTTTGTAGAAGAATTTTAAATGTTGGGGTTGGAAGTGGGTGAACAGTTTATCCACCTTTATCTTTAAC-TATTGGTCAYGAGGGTTATCTGTTGATATAGCTATTTTTTCTT-



Figure 336. *Orgilus larryspearsi*, holotype.

TACATCTAGCGGGAATTTCTTCTATTATAGGAGCAATTAATTTTATTA-
CAACAATTTTAAATATACGATCTGATAAAGTTTTAATAGATAAAAATTTTCAT-
TATTAAGGTGATCTGTTTTAATTACAGCAATTTTATTATTATATCATTAC-
CTGTATTAGCAGGTGCTATTACAATATTATTGACTGATCGTAATTTAAAT-
ACATCTTTTTTTGATCCTTCAGGTGGAGGTGATCCAATTTTATAT-
CAACATTTATTT.

Holotype ♀. Guanacaste, Pailas Dos, PL12-3, 10.7631, -85.3344, 820 meters, 6/ii/2014, Malaise trap. Depository: CNC.

Host data. None.

Holotype voucher code. BIOUG29625-H11.

Paratypes. All Malaise-trapped. BIOUG09739-H07, BIOUG17496-G11, BIOUG18248-D12, BIOUG29423-E02, BIOUG29479-G11, BIOUG29660-B09, BIOUG29724-F11. Depository: CNC.

Etymology. *Orgilus larryspearsi* is named in honor of Larry Spears attending the international NSF-funded planning meeting for the All Taxa Biodiversity Inventory (ATBI) of Terrestrial Systems, and contributing his wisdom to the planning that was the founding of Costa Rica's national BioAlfa today.

***Orgilus marlinricei* Sharkey, sp. nov.**

<http://zoobank.org/71DD8DB0-40EA-434A-8367-C3A70AFE8E8C>

Figure 337

Diagnostics. BOLD:ACR9910. Consensus barcode. ATTTTATATTTTATATTTG-
GTATTTGATCAGGTATTTTAGGAATATCAATAAGTTTTAATTATTCGAATA-
GAATTAGGTATACCTGGAAGTTTTAATTGGAAATGATCAAATTTATAATA-



Figure 337. *Orgilus marlinricei*, holotype.

GAATTGTTACAGCTCATGCTTTTATTATAATTTTTTTTTATAGTAATAC-
CAATTATAATTGGTGGATTTGGAAATGATTAATTCCTATAATATTAG-
GATGCCAGATATAGCATTTCCACGAATAAATAATATAAGATTTTGATTAT-
TAATTCCTTCAATAACTTTTTAATTTTTAGAAGAATTTTGAATGTTGGT-
GTTGGAAGTGGATGAACAGTATATCCACCTTTATCTTTAACAATTTGGT-
CACGGAGGTTTATCTGTTGATATAGCTATTTTTCTTTACATTTAGCTG-
GAATTTCTTCAATTATAGGGCAATTAATTTTATTACTACAATTT-
TAAATATACGATCTGATAAAGTTTTAATAGATAAAATCTCATTATTAAGAT-
GATCTGTATTAATTACAGCAATTTTATTATTATTATCATTACCAGTATT-
AGCAGGTGCTATTACAATATTATTAAGTAT-----.

Holotype ♀. Guanacaste, Sector Santa Rosa, Bosque San Emilio, 10.8438, -85.6138, 300 meters, 28/v/2012, Malaise trap. Depository: CNC.

Host data. None.

Holotype voucher code. BIOUG18748-D07.

Paratypes. None.

Etymology. *Orgilus marlinricei* is named in honor of Marlin Rice's long-appreciated contributions to publicity for ACG, GDFCF, and now, BioAlfa.

***Orgilus mellissaespinozae* Sharkey, sp. nov.**

<http://zoobank.org/064BF99A-9BCA-4818-8F9E-5CE1AE4698C7>

Figure 338

Diagnostics. BOLD:ADG8044. Consensus barcode. TTTTTATTTGGTATTT-
GATCAGGAATTTTAGGAATATCAATAAGTTTTAATTATTTCGATTAGAATT-
AGGTATGCCAGGCAGATTAATTGGTAATGATCAAATTTATAATAGAATT-



Figure 338. *Orgilus mellissaespinozae*, holotype.

GTTACTGCTCATGCATTTATTATAATTTTTTTTTATAGTTATACCTAT-
 TATAATTGGGGGATTTGGGAATTGATTAGTACCTATAATATTAGGAT-
 GTCCTGATATAGCTTTCCCACGAATAAATAATATAAGATTTTGATTATT-
 AGTACCATCATTAATTTTTTTAATTTTTTAGAGGAATTTTAAATATTG-
 GAGTTGGGACAGGATGAACAGTTTATCCCCCTTTATCTTTAA-
 GAATTGGACATGGGGGGGTATCAGTTGATTTAGCAATTTTTTCTT-
 TACATTTAGCTGGTATCTCTTCAATTATAGGAGCTATTAATTTTATTAC-
 TACTATTTTAAATATACGTTCAAGAATAGTTTATATAGATAAAAATTCCTT-
 TATTTGTTTGATCAGTATTAATTACTGCAATTTTATTATATTATTATCTT-
 TACCAGTATTAGCTGGTGCTATTACTATA-----

Holotype ♂. Guanacaste, Sector Cacao, Derrumbe, 10.9292, -85.4643, 1220 me-
 ters, 26/ii/2015, Malaise trap. Depository: CNC.

Host data. None.

Holotype voucher code. BIOUG32860-D06.

Paratypes. None.

Etymology. *Orgilus mellissaespinozae* is named in honor of Mellissa Espinoza's long-appreciated contributions to publicity for ACG, GDFCE, and now, BioAlfa.

***Orgilus mikesmithi* Sharkey, sp. nov.**

<http://zoobank.org/5DE53B0A-D751-4D72-9418-C0127972ED21>

Figure 339

Diagnostics. BOLD:ADF7540. Consensus barcode. ATATTATATTTTT-
 TATTTGGGATTTGGGCAGGCATTTTAGGGATATCAATAAGGTTAAT-



Figure 339. *Orgilus mikesmithi*, holotype.

TATTCGACTAGAATTGGGAATACCTGGGGGATTAATTGGTAACGAT-
 CAAATTTATAATAGAGTTGTTACTGCTCATGCTTTTATTATGATTTTTTT-
 TATGGTTATAACCAATTATAATTGGAGGGTTTGGTAATTGGTTGATTC-
 CTTAATATTAAGATGTCCTGATATAGCTTTCCCTCGAATGAATAATATAA-
 GATTTTGATTATTAATTCCTTCTTTAATATTTTAAATTTTAGTAGAATCT-
 TAAATATTGGGGTAGGCACAGGGTGAAGTGTATCCCCCTTATCCTT-
 TATCTATTGGTCATGGAGGGCTTTCTGTTGATATGGCTATTTTTCTT-
 TACATTTAGCGGGTATTTCTTCAATTATGGGGGCTATTAATTTATTAC-
 TACTATTATAAATATACGATTAATATAATTTATATAGATAAAGTTTCTT-
 TATTTATTTGGTCAGTTTAAATTACAGCAATTTTATTATTGTTATCTT-
 TACCTGTATTAGCGGGG-----

Holotype ♂. Guanacaste, Sector Cacao, Derrumbe, 10.9292, -85.4643, 1220 meters, 18/xii/2014, Malaise trap. Depository: CNC.

Host data. None.

Holotype voucher code. BIOUG31641-F04.

Paratypes. None.

Etymology. *Orgilus mikesmithi* is named in honor of Mike Smith attending the international NSF-funded planning meeting for the All Taxa Biodiversity Inventory

(ATBI) of Terrestrial Systems, and contributing his wisdom to the planning that was the founding of Costa Rica's national BioAlfa today.

***Orgilus normplatnicki* Sharkey, sp. nov.**

<http://zoobank.org/48CB7122-5D24-49DC-88FE-848090543A39>

Figure 340

Diagnostics. BOLD:ABX5811. Consensus barcode. TGTTTTATATTTTATATTTTGGTATTTGATCAGGTATTTTAGGAATATCAATAAGGTTAAT-TATTCGTATAGAATTGGGCATACCAGGTAGGTTAATTGGTAATGATCAAATTTATAATAGAATTGTTACAGCTCATGCATTTATTATAATTTTTTTT-TATAGTTATAACCAATCATAATTGGTGGGTTTGAAATTGATTAATTCCTATAATATTAGGATGTCCTGATATAGCATTCCCACGAATAAATAATATAAGATTTTGGATTATTAATTCCTTCAATAATTTTTTTAATTTTGTAGAA-GAATTTTAAATGTTGGAGTGGGAACTGGTGGACAGTATATCCTCCATTATCTTTAACAATTGGTCATGGAGGATTATCTGTTGATATAGCTATTTTTTCTTTACATTTAGCTGGAATTTCTTCTATTATAGGAGCAAT-TAATTTTATTACTACAATTTTAAATATACGGTCTGAAAAAGTTTTTATAGATAAAATTTTATTATTAAGATGATCAATTTAATTACAGCAATTTTATTGTTATTATCATTACCTGTTTTAGCAGGTGCTATTACAATATTTAACTGATCGTAATTTAAATACATCCTTTTTTGATCCTTCAGGTGGCGGCGATCCAATTTTATATCAACATTTATTT.

Holotype ♀. Guanacaste, Sector San Cristobal, Tajo Angeles, 10.86472, -85.41531, 540 meters, caterpillar collection date: 2/ix/2011, wasp eclosion date: 23/ix/2011. Depository: CNC.



Figure 340. *Orgilus normplatnicki*, holotype.

Host data. pyrBioLep01 BioLep761 (Pyrilidae) feeding on *Semialarium mexicanum* (Celastraceae).

Caterpillar and holotype voucher codes. 11-SRNP-3414, DHJPAR0048166.

Paratypes. Host = phyBioLep01 BioLep761: DHJPAR0045298, DHJPAR0048187. Depository: CNC.

Etymology. *Orgilus normplatnicki* is named in honor of Norm Platnick (RIP) attending the international NSF-funded planning meeting for the All Taxa Biodiversity Inventory (ATBI) of Terrestrial Systems, and contributing his wisdom to the planning that was the founding of Costa Rica's national BioAlfa today.

***Orgilus peterrauchi* Sharkey, sp. nov.**

<http://zoobank.org/E915CC68-B465-4370-A9D2-3481B20092EE>

Figure 341

Diagnostics. BOLD:ACJ4626. Consensus barcode. AATTTTATATTTTTT-GTTTGGAAATTTGATCAGGAATTTTAGGTATGTCAATAAGATTGATTATTC-GAATGGAATTAGGTATACCAGGTAGATTAATTGGTAATGATCAAATTTATAATAGGATTGTTACAGCTCATGCTTTTATTATAATTTTTTTTATAGT-TATACCTATTATAATTGGTGGATTTGGTAATTGATTAATTCCTATAAT-ATTAGGATGTCCTGATATAGCTTTTCCTCGAATAAATAATATAAGRTTTT-GATTATTAATTCCTTCAATAATTTTTTTAATTTTTTAGGAGAGATTAAAT-



Figure 341. *Orgilus peterrauchi*, holotype.

GTTGGTGTGGGAACAGGATGAACTGTTTATCCTCCCYTATCTTTAAC-TATTGGTCATGGGGGTTTATCTGTTGATATGGCTATTTTTTCTT-TACATTTAGCTGGAATTTTCATCAATTATAGGGGCAATTAATTTTATTA-CAACAATTTTAAATATACGTTCTGATAAAGTTTTTATAGATAAAAATTTCTT-TATTAAGTTGATCTGTTTTAATTACAGCTATTTTATTATTATTATCTT-TACCTGTATTAGCTGGGGCAATTACAATATTATTAAGTATCGAAAT-TAAATACTTCATTTTTTGATCCGTCAGGTGGGGGTGATCCTATTTA-TATCAACATTTATTT.

Holotype ♀. Alajuela, Sector San Cristobal, Sendero Perdido, 10.87940, -85.38607, 620 meters, caterpillar collection date: 7/i/2013, wasp eclosion date: 31/i/2013. Depository: CNC.

Host data. *Antaeotricha* Janzen146 (Depressariidae) feeding on *Lonchocarpus oliganthus* (Fabaceae).

Caterpillar and holotype voucher codes. 13-SRNP-68, DHJPAR0051319.

Paratype. Host = *Antaeotricha* Janzen401: DHJPAR0055603. Depository: CNC.

Etymology. *Orgilus peterrauschi* is named in honor of Peter Rauch attending the international NSF-funded planning meeting for the All Taxa Biodiversity Inventory (ATBI) of Terrestrial Systems, and contributing his wisdom to the planning that was the founding of Costa Rica's national BioAlfa today.

***Orgilus richardprimacki* Sharkey, sp. nov.**

<http://zoobank.org/CE93F9AF-B12B-4A28-803C-A48F395CDE27>

Figure 342

Diagnostics. BOLD:ADB9574. Consensus barcode. ATTTTATATTTTT-TATTTGGAGTTTGATCTGGTATTTTAGGTATATCAATAAGTTTTAT-TATTCGTTTAGAATTAGGTATACCTGGCAGACTTATTGGGAATGAT-CAAATTTATAATAGAATTGTTACGGCTCACGCTTTTATTATAATTTTTTT-TATGGTTATAACCAATTATAATTGGGGGGTGGTAATTGATTAGTTC-CTATAATATTGGGGTGTCCCTGATATAGCTTCCCTCGTATAAATAATAT-GAGATTTTGATTATTAGTTCCTTCAATAATTTTTTTAATTTTGA-GAGGGGTATTAATATTGGGGTAGGTACTGGGTGAACTGTTTATCCTC-CTTTATCTTTAATAATTGGACATGGTGGAGTTTCAGTTGATTTAGC-TATTTTTTCTTTACATTTAGCTGGTATTTCCCTCATTATAGGTGCAAT-TAATTTTATTACTACTATTTTAAATATACGTTCTAATAAATTTATATAGA-TAAAATTTCTTTATTTATTTGGTTCAGTATGCTTACTGCTATTTTATTAT-TATTATCTTTACCTGTATTAGCAGGTGCTATTACTATATTTAAGTGATC-GA-----.

Holotype ♀. Guanacaste, Sector Pailas Dos, PL12-3, 10.7631, -85.3344, 820 meters, 18/ix/2014, Malaise trap. Depository: CNC.

Host data. None.

Holotype voucher code. BIOUG30111-A11.

Paratypes. None.



Figure 342. *Orgilus richardprimacki*, holotype.

Etymology. *Orgilus richardprimacki* is named in honor of Richard Primack's long-appreciated contributions to publicity for ACG, GDFCF, and now, BioAlfa.

***Orgilus sandraberriosae* Sharkey, sp. nov.**

<http://zoobank.org/FB6BFEB9-ABF4-4229-A742-743B2B0097B3>

Figure 343

Diagnosics. BOLD:ADB0231. Consensus barcode. GTTTTATATTTTTTATTTG-GTATTTGAGCTGGAATTTTAGGTATGTCAATAAGATTAATTATTCGAATG-GAATTAGGAATACCAGGAAGATTAATTGGTAATGATCAAATTTATAATAG-GATTGTTACAGCTCATGCTTTTGTAAATAATTTTTTTTATAGTTATAC-CAATTATAATTTGGTGGTTTTGGGAATTGATTAATTCCTATAATATTAG-GTTGTCCTGATATAGCTTTTCCACGTATAAATAATATAAGTTTTTGAT-TATTAATTCCTTCTCTTGTGTTTTAATTTTTAGGAGAGTTTTAAAT-



Figure 343. *Orgilus sandraberriosae*, holotype.

GTTGGGGTAGGAACTGGTTGAACTGTTTATCCTCCTTTATCTTTAT-
 TAATTGGACATGGTGGATTATCAGTTGATATAGCTATTTTTTCGT-
 TACATTTAGCTGGTATTTCTTCAATTATAGGTGCAATTAATTTATTA-
 CAACAATTTTGAATATACGGTCTGATAATGTTTATATAGATAAAATTTCTT-
 TATTATGTTGATCAGTTTTAATTACAGCAATTTTATTATTATTATCTTTAC-
 CAGTTTTAGCTGGGGCAATTACTATATTATTAACAGATCGAAATTTAAATA
 CT-----

Holotype ♀. Guanacaste, Sector Pailas Dos, PL12-9, 10.76, -85.3341, 809 me-
 ters, 27/ii/2014, Malaise trap. Depository: CNC.

Host data. None.

Holotype voucher code. BIOUG28825-B03.

Paratypes. None.

Etymology. *Orgilus sandraberriosae* is named in honor of Sandra Berrios' long-
 appreciated contributions to publicity for ACG, GDFCF, and now, BioAlfa.

***Orgilus sarahmirandae* Sharkey, sp. nov.**

<http://zoobank.org/6F4388A8-0CEB-4539-B559-4E3A2159F768>

Figure 344

Diagnostics. BOLD:ADB0825. Consensus barcode. ATTTTGTATTTTATTG-
 GAATTTGATCAGGAATTTAGGAATATCTATGAGTTTAAATTATTCGAATG-



Figure 344. *Orgilus sarahmirandae*, holotype.

GAATTAGGGATACCTGGGAGATTAATTGGTAATGATCAAATTTATAATA-
 GAATTGTAACAGCTCATGCTTTTATTATAATTTTTTTTATAGTTATAC-
 CAATTATAATTGGTGGGTTTGGGAATTGATTAATTCCTATAATATTAG-
 GATGTCCTGATATAGCTTTTCCTCGTATAAATAATATAAGTTTTTGAT-
 TATTAATTCCTTCAATAATTTTTTTAATTTTTAGAAAGATTTTAAAT-
 GTTGGGGTGGGAAGTGGTGAAGTGTATCCTCCTTTATCCTT-
 TAATAATTGGTCATGGTGGATTATCAGTTGATATAGCTATTTTTCTTTA-
 CATTTAGCAGGAATTCATCAATTATAGGGGCAATTAATTTTATTACTAC-
 TATTTTAAATATACGTTCTGATAAAGTTTTAATAGATAAAATTTCTTTAT-
 TAAGTTGATCAGTATTAATTACTGCTATTTTATATTATTATCATTGCCTG-
 TATTAGCAGGAGCAATTACAATATTATTAACGGATCGT.

Holotype ♀. Guanacaste, Sector Pailas Dos, PL12-6, 10.7637, -85.333, 853 me-
 ters, 23/i/2014, Malaise trap. Depository: CNC.

Host data. None.

Holotype voucher code. BIOUG28804-H03.

Paratype. Malaise-trapped. BIOUG28680-C02. Depository: CNC.

Etymology. *Orgilus sarahmirandae* is named in honor of Sarah Miranda's long-
 appreciated contributions to publicity for ACG, GDFCF, and now, BioAlfa.

***Orgilus scottmilleri* Sharkey, sp. nov.**

<http://zoobank.org/30AD9929-8F88-4758-9710-2959BB1700B9>

Figure 345

Diagnostics. BOLD:AAW8985. Consensusbarcode. TATTTTATATTTTTTATTTG-GTATTTGATCTGGTATTTTAGGTATATCAATAAGTTAATTATTCGTATA-GAATTAGGTATAACCTGGGACATTAATTGGAAATGATCAAATTTATAATA-GAGTTGTAACAGCTCATGCATTTATTATAATTTTTTTTATAGTTATGC-CAATTATAATTTGGGGGGTTTGGTAATTGATTAATTTCCAATAATATTAG-GATGTCCTGATATGGCTTTTCCTCGTATAAATAATATAAGTTTTTGAT-TATTAATTTCCCTCATTAATTTTTTTAATTTTTTAGTGGGGTTTTAAAT-GTTGGAGTTGGTACAGGGTGAAGTGTATCCTCCCTTATCTTTAG-GTATTGGTCATGGTGGATTTTCAGTGGATATAGCTATTTTTTCTTTA-CATTTAGCTGGAATTTCTTCAATTATGGGGGCAATTAATTTTATTAC-TACTATTTTAAATATACGTTCTGATAAAGTTTAAATAGATAAAATTTCTTT-



Figure 345. *Orgilus scottmilleri*, holotype.

ATTAAGATGATCGGTATTAATTACAGCTATTTTGTGGTTATTATCTTTACCGGTATTAGCAGGGGCAATTACAATATTATTAACAGATCGTAATTTAAATACATCTTTTTTTGATCCTTCTGGAGGTGGGGATCCTATTTTATATCAACATTTATTT.

Holotype ♀. Alajuela, Sector San Cristobal, Quebrada Cementerio, 10.87124, -85.38749, 700 meters, caterpillar collection date: 6/vii/2009, wasp eclosion date: 21/vii/2009. Depository: CNC.

Host data. *Anadasmus* Janzen11 (Depressariidae) feeding on *Nectandra hibua* (Lauraceae).

Caterpillar and holotype voucher codes. 09-SRNP-3511, DHJPAR0040031.

Paratypes. None.

Etymology. *Orgilus scottmilleri* is named in honor of Scott Miller attending the international NSF-funded planning meeting for the All Taxa Biodiversity Inventory (ATBI) of Terrestrial Systems, and contributing his wisdom to the planning that was the founding of Costa Rica's national BioAlfa today.

***Orgilus scottmorii* Sharkey, sp. nov.**

<http://zoobank.org/0D29BCFE-BDDDB-4C83-B9CC-5923A2926C88>

Figure 346

Diagnostics. BOLD:ABA8481. Consensus barcode. TATTTTATATTTTTTATTTGGTATTTGATCTGGTATTTTAGGTATATCAATAAGTTTAATTATTCGTATAGAATTAGGTATACCTGGGACATTAATTGGAAATGATCAAATTTATAATAGAGTTGTAACAGCTCATGCATTTATTATAATTTTTTTTATAGTTATGCCAATTATAATTTGGGGGGTTTGGTAATTGATTAATTTCCAATAATATTAGGATGTCCTGATATGGCTTTTCCTCGTATAAATAATATAAGTTTTTGGTATTTAATTTCCCTCATTAATTTTTTTAATTTTTTAGTGGGGTTTTAAATGTTGGAGTTGGTACAGGGTGAAGTGTATCCTCCCTTATCTTTAGGTATTGGTCATGGTGGATTTTCAGTGGATATAGCTATTTTTTCTTTACATTTAGCTGGAATTTCTTCAATTATGGGGGCAATTAATTTTATTACTACTATTTTAAATATACGTTCTGATAAAGTTTTAATAGATAAAATTTCTTTATTAAGATGATCGGTATTAATTACAGCTATTTTGTGGTTATTATCTTTACCGGTATTAGCAGGGGCAATTACAATATTATTAACAGATCGTAATTTAAATACATCTTTTTTTGATCCTTCTGGAGGTGGGGATCCTATTTTATATCAACATTTATTT.

Holotype ♀. Guanacaste, Sector San Cristobal, Tajo Angeles, 10.86472, -85.41531, 540 meters, caterpillar collection date: 13/v/2011, wasp eclosion date: 27/v/2011. Depository: CNC.

Host data. *Antaeotricha* Janzen233 (Depressariidae) feeding on *Tapirira brenesii* (Anacardiaceae).

Caterpillar and holotype voucher codes. 11-SRNP-1951, DHJPAR0043217.



Figure 346. *Orgilus scottmorii*, holotype.

Paratypes. Hosts = elachBioLep01 BioLep754 (Depressariidae), *Antaeotricha* Janzen233. DHJPAR0049310, DHJPAR0043221, DHJPAR0043234, DHJPAR0043237, DHJPAR0048269, DHJPAR0048244, DHJPAR0043209, DHJPAR0043210, DHJPAR0043242, DHJPAR0043249. Depository: CNC.

Etymology. *Orgilus scottmorii* is named in honor of Scott Mori attending the international NSF-funded planning meeting for the All Taxa Biodiversity Inventory (ATBI) of Terrestrial Systems, and contributing his wisdom to the planning that was the founding of Costa Rica's national BioAlfa today.

***Stantonia* Ashmead, 1904**

There are eight species of *Stantonia* recorded from Costa Rica (Braet and Quicke 2004), but only three with the type specimen from Costa Rica, i.e., *S. osa*, *S. rossa*, and *S. sirena* (all Braet & Quicke, 2004.) The holotypes of the others are from Brazil or the Caribbean. Based on the descriptions, none of the eight species is conspecific with those treated below. The following families have been recorded as hosts: Pyralidae, Crambidae, Noctuidae, and Tortricidae. Our data concur with those of Braet and Quicke (2004) in that most hosts are in the family Crambidae. Here we report two new host families for *Stantonia*, Oecophoridae and Immidae.

***Stantonia billalleni* Sharkey, sp. nov.**

<http://zoobank.org/57626613-7CCA-4798-A9A2-34C654239921>

Figure 347

Diagnostics. BOLD:AAM1059. Consensus barcode. TATTTTATATT-TAAAATTTGGAATTTGAGCTGGTATTTTAGGTATGTCTATAAGAT-TAATTGTACGATTAGAATTAGGTATACCTGGTAGTATAATTGGTAATGAT-CAAATTTATAATAGAATTGTTACTGCTCATGCTTTTGTAATAATTTTTTT-TATGGTTATAACCAATTATAATTGGGGGGTTTGGAATTGATTAATTC-CAATAATATTGGGATGTCCAGATATAGCTTTCCCACGTATAAATAATATAA-GATTTTGATTATTAATTCCTTCTTTAATATTATTAATTTTTAGAA-GAGTTTTAAATATTGGGGTAGGTACTGGATGAACAGTATATCCAC-CATTATCYTTATTGATTGGCCATGGTGGATTATCAGTTGATATAG-



Figure 347. *Stantonia billalleni*, holotype.

CAATTTTTCTTTGCATTTGGCTGGTATTTCTTCTATTATAGGAGCAAT-
 TAATTTTATTACTACAATTTTAAATATGCGAGTTGATAAAGTTTATATA-
 GATAAAATTTCTTTATTATCTTGATCAGTTTTTATTACTGCAATTTTAT-
 TATTATTATCTTTACCTGTATTAGCTGGTGCTATTACTATATTATTAAC-
 GATCGTAATTTAAATACTTCTTTTTTTGATCCTTCAGGTGGRGGTGATC-
 CAATTTTATATCAACATTTGTTT.

Holotype ♀. Guanacaste, Sector Mundo Nuevo, Estación La Perla, 10.76737, -85.43313, 325 meters, caterpillar collection date: 16/x/2012, wasp eclosion date: 2/ xi/2012. Depository: CNC.

Host data. *Hyalorista exuvialis* (Crambidae) feeding on *Hyptis verticillata* (Lamiaceae).

Caterpillar and holotype voucher codes. 12-SRNP-56280, DHJPAR0051309.

Paratypes. Hosts = *Hyalorista exuvialis* and *Hyalorista exuvialis*DHJ02. DHJ- PAR0038188, DHJPAR0051311. Depository: CNC.

Etymology. *Stantonia billalleni* is named in honor of Bill Allen's long-appreciated contributions to publicity for ACG, GDFCE, and now, BioAlfa.

***Stantonia brookejarvisae* Sharkey, sp. nov.**

<http://zoobank.org/8B3871C7-5C71-4EBF-8540-4E1DA069A8E4>

Figure 348

Diagnosics. BOLD:AAK5505. Consensus barcode. AATTTTGTATT-
 TAAAATTTGGRATTTGGGCTGGGATTTTAGGTATATCATTAAGATTAAT-
 TATTTCGATTAGAGTTAGGAACTCCTGGGAGATTAATTGGTAATGAT-
 CAAATTTATAATAGTGTGGTAACTTCTCATGCTTTTATTATAATTTTTTT-
 TATAGTTATAACCAATTATAATTGGGGGTTTTGGAAATTTGGCTAATTC-
 CTATAATATTGGGGTGTCTGATATAGCATTTCTCCTGATAAATAATATAA-
 GATTTTGGTTGTTAATTCCTTCTTTAATAATATTAATTTTTTAGAG-
 GTATTTTAAATATTGGAGTTGGTACAGGTTGAACTGTTTATCCTC-
 CTTTATCTTTAAATATTGGTCATGGTGGAGTTTCAGTTGATATATC-
 TATTTTTTCTTTACATTTAGCTGGTATTTCTTCCATYATAGGYGCCG-
 TAAATTTTATTACTACAGTTTTAAATATACGAATTAATTAATTTTAATG-
 GATAAAATTTCTTTATTAATTTGATCAGTTTTTATYACAGCTATTTTATT-
 GTTATTATCTTTACCTGTTTTAGCTGGGGCTATTACTATATTGTTAA-
 CAGATCGTAATTTAAATACTTCTTTTTTTGATCCWCTGSGGGGGGGT-
 GATCCAGTTTTGTATCAACATTTATTT.

Holotype ♀. Alajuela, Sector Rincon Rain Forest, Rio Francia Arriba, 10.89666, -85.29003, 400 meters, caterpillar collection date: 28/vi/2010, wasp eclosion date: 12/ vii/2010. Depository: CNC.

Host data. *Pilocrocis purpurascens* (Crambidae) feeding on *Pentagonia donnell-smithii* (Rubiaceae).

Caterpillar and holotype voucher codes. 10-SRNP-42400, DHJPAR0040550.



Figure 348. *Stantonia brookejarvisae*, holotype.

Paratypes. Hosts = *Desmia benealis*DHJ02, *Phostria latiapicalis*, *Pilocrocis purpurascens* (all Crambidae). DHJPAR0050354, DHJPAR0050911, DHJPAR0050920, DHJPAR0057266, DHJPAR0036321, DHJPAR0052099, DHJPAR0053534, DHJPAR0053538. Depository: CNC.

Etymology. *Stantonia brookejarvisae* is named in honor of Brooke Jarvis' long-appreciated contributions to publicity for ACG, GDFCF, and now, BioAlfa.

***Stantonia donwilsoni* Sharkey, sp. nov.**

<http://zoobank.org/8575FFEE-540A-409D-92F6-FAC63514D912>

Figure 349

Diagnostics. BOLD:AAG3930. Consensus barcode. TATTTTATATTTTAAATTTGGTATTTGATCTGGTATTATRGGGAATATCTTTAAGATTAATTGTACGAATAGAGTTAGGTATACCTGGTAGTTTAATTGGTAATGATCAAATTATAATAGGGTAGTAACTGCTCATGCATTTGTAATAATTTTTTTTATAGTTATACCTATTATAATTGRGGGATTTGGCAATTGATTAATTCCTTAATATTAGGTTGTCCAGATATAGCTTTCCCTCGTATAAATAATATAAGGTTTTGATTATTAATYCCTTCTTTAATATATTGATTTTTAGAAATGTTCTGAATATGGGGTTGGTACAGGTTGAACTGTTTATCCTCCTTTATCTTTATTAATTGGTCATGGTGGTTTATCAGTTGATATAGCAATTTTTCTTTACATTAGCAGGTATTTCTTCTATTATAGGGGCTGTTAATTTATTACTACAATTT



Figure 349. *Stantonia donwilsoni*, holotype.

TAAATATGCGTGTTGAAAAAATTTATATGGATAAAATTTCTTTATTATCTT-GATCTATTTTTATTA CTGCTATTTTATTA TATTATTGTCCTTTACCTGTTTTAGC-CGGTGCAATTACTATATTA TTA ACTGATCGTAATATAAATACTTCTTTTTTTT-GATCCATCTGGTGGTGGAGATCCTATTTTATATCAACATTTATTT.

Holotype ♀. Guanacaste, Santa Rosa, Area Administrativa, 10.83764, -85.61871, 295 meters, caterpillar collection date: 27/vii/2013, wasp eclosion date: 6/viii/2013. Depository: CNC.

Host data. *Portentomorpha xanthialis* (Crambidae) feeding on *Margaritaria nobilis* (Phyllanthaceae).

Caterpillar and holotype voucher codes. 13-SRNP-19529, DHJPAR0052706.

Paratypes. Hosts = *Omiodes humeralis*, *Psara obscuralis* DHJ02, *Eulepte concordalis*, *Portentomorpha xanthialis*, *Phostria latiapicalis*, *Hahncappia* BioLep471 (all Crambidae). DHJPAR0029187, DHJPAR0029429, DHJPAR0041487, DHJPAR0052872, DHJPAR0052875, DHJPAR0063891, DHJPAR0063896. Depository: CNC.

Etymology. *Stantonia donwilsoni* is named in honor of Don Wilson attending the international NSF-funded planning meeting for the All Taxa Biodiversity Inventory (ATBI) of Terrestrial Systems, and contributing his wisdom to the planning that was the founding of Costa Rica's national BioAlfa today.

***Stantonia erikabjorstromae* Sharkey, sp. nov.**

<http://zoobank.org/57B415F7-F634-4451-8691-4F06168E095B>

Figure 350

Diagnostics. BOLD:ABX0808. Consensus barcode. AATTTTATATTTAAAATTTG-GAATTTGGTCAGGTATTTTAGGCATATCTTTAAGTTTAAATTGTTCCGAATA-GAATTAGGGATACCYGGTAATTTAATTGGTAATGATCAAATTTATAATA-GAATTGTTACATTTTCATGCTTTTGTAATAATTTTTTTTATAGTTATAC-CAATTATAATTGGTGGGTTTGAAATTGATTAATTCCTTTAATATTAG-GATGTCCTGATATAGCTTTTCCTCGAATGAATAATATAAGATTTTGATT-ATTAATTCCTTCTTTATTGTTATTAATTTTTAGAAAGAAATTTAAATATTG-GTGTGGGGACTGGTTGAACAGTTTATCCYCTTTATCTTTATCTATAG-GTCATGGAGGAATTTCTGTAGATATGGCTATTTTTTTCTTTACATT-TAGCCGGAGCTTCTTCYATTATAGGYGCYGTAAATTTATTACTAC-TATTTTAAATATACGAATTAATAAAATTTATTTAGATAAAATTTCTTT-ATTATCATGATCTGTTTTTATTA CTGCTATTTTATTA TATTATTTATCTT-TACCTGTTTTAGCYGGAGCAATTA CTATATTA TAACTGATCGTAAT-TTAAATACTTCTTTTTTTTGATCCTTCTGGGGGTGGT GATCCTATTT-TATACCAGCATTTATTT.

Holotype ♀. Alajuela, Sector Rincon Rain Forest, Malaguenya, 10.9555, -85.28381, 221 meters, caterpillar collection date: 16/v/2012, wasp eclosion data: 4/vi/2012. Depository: CNC.



Figure 350. *Stantonia erikabjorstromae*, holotype.

Host data. *Omiodes* Janzen05 (Crambidae) feeding on *Entada gigas* (Fabaceae).

Caterpillar and holotype voucher codes. 12-SRNP-67833, DHJPAR0048713.

Paratypes. DHJPAR0046874, DHJPAR0046876, DHJPAR0046879, DHJPAR0046880, DHJPAR0049677. Depository: CNC.

Etymology. *Stantonia erikabjorstromae* is named in honor of Erika Bjorstrom's long-appreciated contributions to publicity for ACG, GDFCE, and now, BioAlfa.

***Stantonia garywolffi* Sharkey, sp. nov.**

<http://zoobank.org/A3E3165C-5F88-493C-965C-34C35A48FABE>

Figure 351

Diagnostics. BOLD:AAL9316. Consensus barcode. TTTTAGGTATATCTT-TAAGTTTATTAATTCGTATAGAATTAGGTACTCCAGGAAGATTAATTG-GTAATGATCAAATTTATAATAGAGTTGTTACATCTCATGCTTTTAT-TATAATTTTCTTTATAGTTATACCTATTATAATTGGTGGTTTTGGAAATT-GATTAATCCAATAATATTAGGGTGTCTGATATAGCTTTTCCTC-GAATAAATAATATAAGATTTTGGTTATTAATTCCTTCATTGTTAATAT-TACTTTT TAGTGGAGTTTAAATATTGGTGTTGGTACTGGATGAACA-GTTTATCCTCCTTTATCTTTAAATATTGGTCATGGTGGAAATTTCTGTT-GATATTGCTATTTTTTCTTTACATTTAGCTGGTATTTCTTCAATTATAG-GTGCAATTAATTTTATTACTACAGTACTAAATATACGAACTGGAAAAAT-TATAATAGATAAGGTTACTTTATTAATTTGATCAGTTTTTATTACAGC-TATCTTATTACTTTTGTCTTTACCAGTTT TAGCTGGTGCTATTACTATAT-TATTAAGTATCGTAATTTAAATACTTCATTTTTTGTATCCTTCAGGTG-GTGGTGATCCTGTTTTATATCAACATTTATTT.



Figure 351. *Stantonia garywolffi*, holotype.

Holotype ♀. Guanacaste, Sector Pitilla, Pasmompa, 11.01926, -85.40997, 440 meters, caterpillar collection date: 29/xi/2005, wasp eclosion date: 2/i/2006. Depository: CNC.

Host data. immidJanzen01 Janzen02 (Immididae) feeding on *Securidaca sylvestris* (Polygalaceae).

Caterpillar and holotype voucher codes. 05-SRNP-70049, DHJPAR0029189.

Paratype. Host = same as holotype: DHJPAR0029188. Depository: CNC.

Etymology. *Stantonia garywolffi* is named in honor of Gary Wolf's long-appreciated contributions to publicity for ACG, GDFCF, and now, BioAlfa.

***Stantonia henrikekmani* Sharkey, sp. nov.**

<http://zoobank.org/5D20DAEF-DA5D-4021-B2F2-CCAC67B9572D>

Figure 352

Diagnostics. BOLD:AAI2111. Consensus barcode. AATTTTATATTTAAAATTTG-GAATTTGGGCTGGGATTTTAGGTATATCATTAAGTTTAATTATTTCG-GTTAGAATTAGGTACTCCTGGAAGATTAATTGGGAATGATCAGATT-TATAATAGTGTAGTTACTTCTCATGCTTTTATTATAATTTTTTATAGT-



Figure 352. *Stantonia henrikekmani*, holotype.

TATACCAATTATAAATTGGTGGYTTYGGRAAATTGATTAATTCCTATAATATT-
 AGGATGTCCTGATATAGCATTTCCTCGAATGAATAATATAAGATTTTGGT-
 TATTAATTCCTTCTTTAATAATATTAATTTTATAGTGGTATTTTAAATATTG-
 GTGTTGGGACAGGTTGAACTGTTTATCCACCTTTATCTTTAAATATTG-
 GTCATGGGGGAATTTTCAGTTGATATATCTATTTTCTTTTACATT-
 TAGCTGGTATTTCTTCYATCATAGGYGCGYGTAAATTTTATTACTACG-
 GTTTTAAATATACGAATTAATTTAATAGATAAAAATTTCTTTAT-
 TAATTTGATCAGTTTTTATTACAGCTATTTTATTATTATTATCTTTRC-
 CTGTTTTAGCTGGAGCAATTACTATACTATTAACGGATCGTAAT-
 TAAATACTTCTTTTTTGGATCCATCTGGAGGAGGAGATCCAGTATTA-
 TATCAACATTTATTT.

Holotype ♀. Alajuela, Sector Rincon Rain Forest, Quebrada Bambu, 10.93009, -85.25204, 109 meters, caterpillar collection date: 5/viii/2014, wasp eclosion date: 28/viii/2014. Depository: CNC.

Host data. *Ceratocilia sixolalis* (Crambidae) feeding on *Neea psychotrioides* (Nyctaginaceae).

Caterpillar and holotype voucher codes. 14-SRNP-76550, DHJPAR0056233.

Paratypes. Hosts = *Pilocrocis* Solis20, *Desmia* ploralisDHJ03, *Eulepte* Janzen03, *Ceratocilia sixolalis*, *Desmia* benealisDHJ02 (all Crambidae). DHJPAR0035220,

DHJPAR0035221, DHJPAR0050358, DHJPAR0052825, DHJPAR0054462, DHJPAR0054465, DHJPAR0054466, DHJPAR0056229, DHJPAR0056230, DHJPAR0056231, DHJPAR0056232, DHJPAR0056234. Depository: CNC.

Etymology. *Stantonia henrikekmani* is named in honor of Henrick Ekman's long-appreciated contributions to publicity for ACG, GDFCF, and now, BioAlfa.

***Stantonia luismirandai* Sharkey, sp. nov.**

<http://zoobank.org/6F5953DF-D797-4E98-8F04-806DCF06FF7A>

Figure 353

Diagnostics. BOLD:AAH9964. Consensus barcode. TATTTTATATTTAAAATTTGGTATTTGATCTGGTATTTTGGGTATATCATTAAGGTTAATTGTRCGATTAGAGTTRGGRATAACCAGGTGGTTTAATTGGTAATGATCAAATTTATAATAGAGTTGTTACTGCTCATGCKTTTGTATAAATTTTTTTTATAGTAATGCCTATTATAATTGGGGGGTTTGAAAATTGGYTAATTTCCAATAATGTAGGGTGTCCAGATATGGCTTTYCCTCGAATAAATAATATAAGATTTTG-



Figure 353. *Stantonia luismirandai*, holotype.

GTTGTTAATTCCTTCATTAATTTTATTAATTTT TAGAAGAATTTT-
TAAATATTGGTGTRGGGACTGGGTGAACGTGTTAYCCTCCATTATCTT-
TATTAATTGGTCATGGGGGTGTATCGGTTGATATGGCTATTTTTCTT-
TACATTTGGCTGGTATTTCTTCAATTATGGGGGCCATTAATTTTATTA-
CAACAATTTTAAATATACGTGTTAATAWAATTTATATAGATAAGATTTCTT-
TATTATGTTGGTTCAGTTTTTATTA CTGCTATTTTATTATTGTTATCTT-
TACCTGTTTTAGCYGGGGCTATTACTATAATTGTTAACTGATCGAAAT-
TAAATACTTCTTTTTTTTGATCCTTCTGGKGGAGGRGAYCCAATTTTA-
TATCAACATTTATTT.

Holotype ♂. Guanacaste, Sector Pailas Dos, PL12-3, 10.7631, -85.3344, 820 me-
ters, 6/ii/2014, Malaise trap. Depository: CNC.

Host data. None for the holotype but see below.

Holotype voucher code. BIOUG29625-H09.

Paratypes. Hosts = *Oryctometopia fossulatella* and *Spoladea recurvalis* (both Cram-
bidae). DHJPAR0029190, DHJPAR0029191. Depository: CNC.

Etymology. *Stantonia luismirandai* is named in honor of Luis Miranda's long-ap-
preciated contributions to publicity for ACG, GDFCF, and now, BioAlfa.

***Stantonia miriamzunzae* Sharkey, sp. nov.**

<http://zoobank.org/5E2ABD85-58E3-49FE-962A-0B27D6DF16FF>

Figure 354

Diagnostics. BOLD:ACB1896. Consensus barcode. AATTTTATATTTAAAATTTG-
GTATTTGAGCAGGAATTTTAGGTTATGTCTATAAGGTTAATTTATTCGGT-
TAGAATTAGGAATGCCCGGAAGTTTATTAGGTAATGATCAAATTTATAAT-
AGAATTGTAACATCTCATGCTTTTATTATAATTTTTTTTTTATAGTTATAC-
CAATTATAATTTGGTGGATTTGGAAATTGATTAATTTCCAATAATATTAG-
GATGTCCTGATATAGCTTTCCCACGAATAAATAATATAAGATTTTGATT-
ATTAATTCCTTCTTTAATAATATTAATTTTTTAGAAGAATTTTAAATATTG-
GTGTTGGTACAGGTTGAACAGTTTATCCTCCTTTATCATTAATATTAAT-
CATGGTGGAAATTTCTGTTGATATAGCAATTTTTCTTTACATTTAGCTGG-
TATTTCTTCAATTTATAGGAGCAATTAATTTTATTACTACAATTTTTAATATAC-
GAATAAAATTAATTTAATAGATAAAATTTCTTTATTAATTTGATCAGTATTT-
ATTACAGCTATTTATTATTATATCTTTACCAGTTTTAGCTGGAGCTATTA-
CAATATTTAACTGATCGAAATTTAAATACTTCATTTTTTGATCCTTCAG-
GTGGTGGTATCCAATTTTATATCAACATTTATTT.

Holotype ♂. Alajuela, Sector Rincon Rain Forest, Quebrada Bambu, 10.9301,
-85.25205, 109 meters, caterpillar collection date: 18/v/2012, wasp eclosion date: 2/
vi/2012. Depository: CNC.

Host data. *Ategumia lotanalis* (Crambidae) feeding on *Conostegia xalapensis*
(Melastomataceae).

Caterpillar and holotype voucher codes. 12-SRNP-75835, DHJPAR0048704.



Figure 354. *Stantonia miriamzunzae*, holotype.

Paratypes. None.

Etymology. *Stantonia miriamzunzae* is named in honor of Miriam Zunz's (RIP) long-appreciated contributions to publicity for ACG, GDFCF, and now, BioAlfa.

***Stantonia quentinwheeleri* Sharkey, sp. nov.**

<http://zoobank.org/E61D531A-ACB8-4396-9AC0-8EA71BA7F012>

Figure 355

Diagnostics. BOLD:AAD5731. Consensus barcode. AATCTTATATT-TAAAATTTGGAATTTGGGCTGGGATTTTAGGTATGTCATTAA-GTTTAATTATTCGATTAGAATTAGGAECTCCAGGGAGATTAATTG-GTAATGATCAAATTTATAATAGTGTAGTAACTTCTCATGCTTT-TATTATAATTTTTTTTATAGTTATAACCAATTATAATTGGAGGGTTTG-GAAATTGGTTAATTCCTATAATATTGGGGTGTCTGATATAGCATTCCCTCGAATAAATAATATAAGATTTTGGTTATTAATTCCTTCTT-TAATAATATTAATTTTTTAGAGGTATTTTAAATATTGGTGTTGGGA-CAGGGTGAAGTGTATCCTCCTTTATCTTTAAATATTGGTCATG-GTGGAAATTTTCAGTTGATATATCTATTTTTTCTTTACATTTGGCTG-GTATTTCTTCCATTATAGGAGCCGTAAATTTTATTACAACAGTTT-



Figure 355. *Stantonia quentinwheeleri*, holotype.

TAAATATACGAATTAAAATAATTTTAATGGATAAAAATTTCTTTATTAATTT-
GATCAGTTTTTATTACAGCTATTTTATTATTATTATCTTTACCTGTTT-
TAGCTGGGGCAATTACTATATTATTAAGTATCGTAATTTAAATAC-
TACTTTTTTTTGATCCGTCTGGAGGTGGGGATCCAGTTTTATAT-
CAACATTTATTT.

Holotype ♂. Guanacaste, Sector San Cristobal, Tajo Angeles, 10.86472, -85.41531, 540 meters, caterpillar collection date: 2/viii/2011, wasp eclosion date: 23/viii/2011. Depository: CNC.

Host data. *Syllepis marialis* (Crambidae) feeding on *Allophylus psilospermus* (Sapindaceae).

Caterpillar and holotype voucher codes. 11-SRNP-3032, DHJPAR0045054.

Paratypes. Hosts = *Syllepis hortalis* and *Syllepis marialis*. DHJPAR0029430, DHJPAR0029431, DHJPAR0029432, DHJPAR0029433, DHJPAR0036719, DHJPAR0029434. Depository: CNC.

Etymology. *Stantonia quentinwheeleri* is named in honor of Quentin Wheeler attending the international NSF-funded planning meeting for the All Taxa Biodiversity Inventory (ATBI) of Terrestrial Systems, and contributing his wisdom to the planning that was the founding of Costa Rica's national BioAlfa today.

***Stantonia robinkazmierae* Sharkey, sp. nov.**

<http://zoobank.org/6DB5B4E0-8151-48C3-A2D5-D215B0A9D055>

Figure 356

Diagnostics. BOLD:ACB2340. Consensus barcode. AATTTTATATTTAAAATTTGGTATTTGAGCTGGTATTTTGGGTATATCTTTAAGATTAATTGTTTCGGTTAGAATTGGGTATACCTGGAAGATTAATTGGTAATGATCAAATTTATAATAGAATTGTTACTGCTCATGCTTTTGTATAATTTTTTTTATGGTTATACCTATTATAATGGTGGATTTGGTAATTGATTAATTCCTATAATATTAGGATGCCCTGATATGGCTTTTCCTCGAATAAATAATATGAGATTTTGGTTATTAATTCCTTCTTTGAGATATTAATTTTLAGAAGAATTTTAAATATTGGTGTCCGTACAGGTTGAACTGTTTATCCTCCTTTATCTTTATTAATTGGCCATGGAGGAGTTTCAGTTGATATAGCAATTTTTTCTTTACATTTAGCTGGGATTTCTTCTATTATAGGGGCTATTAATTTATTAACAATTTTAAATATACGAATTAATAAAATTTATATAAATAATATTTCTTTATTGTCTTGATCTGGATTTATTACTGCTATTTTATTATTATTATCTTTGCCTGTTTLAGCTGGTGTCTATTACTATATTATTGACTGATCGAAATTTAAATACATCTTTTTTTTGATCCTTCTGGTGGAGGGGATCCTGTTTTGTATCAACATTTATTT.



Figure 356. *Stantonia robinkazmierae*, holotype.

Holotype ♀. Alajuela, Sector San Cristobal, Sendero Huerta, 10.93050, -85.37223, 527 meters, caterpillar collection date: 28/iv/2012, wasp eclosion date: 14/v/2012. Depository: CNC.

Host data. Inga Janzen61 (Oecophoridae) feeding on *Neea psychotrioides* (Nyctaginaceae).

Caterpillar and holotype voucher codes. 12-SRNP-1693, DHJPAR0049288.

Paratypes. Host = Inga Janzen61: DHJPAR0049427. Depository: CNC.

Etymology. *Stantonia robinkazmierae* is named in honor of Robin Kazmier's long-appreciated contributions to publicity for ACG, GDFCF, and now, BioAlfa.

***Stantonia ruthtifferae* Sharkey, sp. nov.**

<http://zoobank.org/3E9092A9-27AD-4CFA-B3EF-CE3A9CDA9C89>

Figure 357

Diagnostics. BOLD:AAB3996. Consensus barcode. TATTTTATATTT-TAAATTTGGTATTTGATCTGGTATTATAGGAATATCTTTAAGAT-



Figure 357. *Stantonia ruthtifferae*, holotype.

TAATTGTACGAATAGAGTTAGGTATACCTGGTAGTTTAATTGGTAAT-
 GATCAAATTTATAATAGGGTAGTAAGTCTCATGCATTTGTAAT-
 GATTTTTTTTATAGTTATACCTATTATAATTGGAGGTTTTGGAAATT-
 GATTAATTCCCTTAATATTAGGGTGTCCAGATATAGCTTTTCCTCG-
 TATAAATAATATAAGGTTTTGATTATTAATTCCTTCTTTAATATTATT-
 GATTTTTAGAAATGTTTTAAATATTGGGGTTGGGACAGGTTGAACT-
 GTTTATCCTCCTTATCTTTATTAATTGGTCATGGTGGTTTATCAGTT-
 GATATAGCAATTTTTTCTTTACATTTAGCAGGTATTTCTTCTATTATAG-
 GAGCTGTTAATTTTATTACTACTATTTTAAATATACGTGTTGATAWAATT-
 TATATAGATAAAATTTCTTTGTTATCTTGATCTATTTTATTACTGC-
 TATTTTGTACTATTGTCTTTACCTGTATTAGCTGGTGCAATTACTAT-
 ATTATTAAGTATCGTAATATAAATACTTCTTTTTTTGATCCATCTGGTG-
 GTGGAGATCCTA.

Holotype ♀. Alajuela, Sector Rincon Rain Forest, Estación Llanura, 10.93332, -85.25331, 135 meters, caterpillar collection date: 09/x/2009, wasp eclosion date: 23/x/2009. Depository: CNC.

Host data. *Microthyris prolongalis*DHJ03 (Crambidae) feeding on *Ipomoea philomega* (Convolvulaceae).

Caterpillar and holotype voucher codes. 09-SRNP-76086, DHJPAR0037144.

Paratype. Host = *Stenoma luctifica*DHJ02 (Depressariidae): DHJPAR0049372. Depository: CNC.


Etymology. *Stantonia ruthtifferae* is named in honor of Ruth Tiffer attending the international NSF-funded planning meeting for the All Taxa Biodiversity Inventory (ATBI) of Terrestrial Systems, and contributing her wisdom to the planning that was the founding of Costa Rica's national BioAlfa today.

Chapter 10: Proteropinae

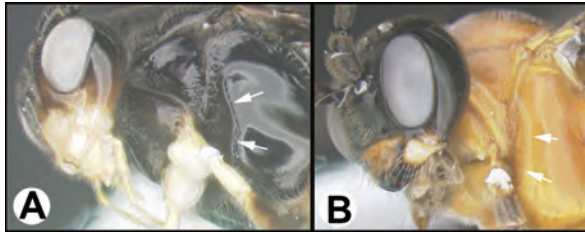
Proteropinae are treated here as a subfamily following Chen and Achterberg (2019). This elevation is based on numerous phylogenetic analyses that do not resolve the Ichneutinae plus Proteropinae (i.e., the former definition of Ichneutinae s. l.) as monophyletic (Sharanowski et al. 2011). Proteropinae are difficult to diagnose due to the morphological divergence among the genera; however, the following may be somewhat helpful: mouthparts normal, not exodont nor cyclostome; ovipositor short, much shorter than metasoma; fore- and hind wings fully veined; setae of ovipositor sheath restricted to apex; and vein M of forewing not sharply curved where it meets the parastigma, as is the case with Ichneutinae. There are five genera, all of which are found in the New World. A key to genera follows. Hosts are published only for *Proterops*, and records include tenthredinid and argid sawfly larvae (Yu et al. 2016). Here we report the first host record for *Hebichneutes*. For the Proteropinae NJ tree, see Suppl. material 6.

Key to the New World genera of Proteropinae

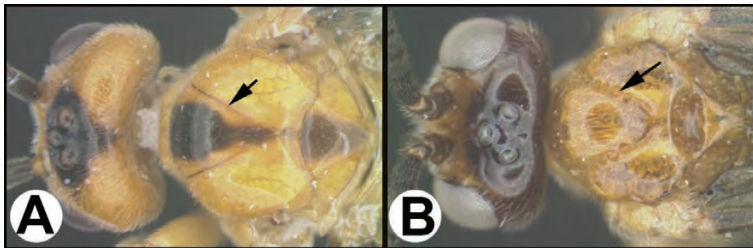
- 1 A. Occipital carina present; Neotropical.....*Helconichia*
- B. Occipital carina absent; widespread 2




- 2(1) A. Epicnemial carina present; Neotropical *Muesonia*
- B. Epicnemial carina absent; widespread 3



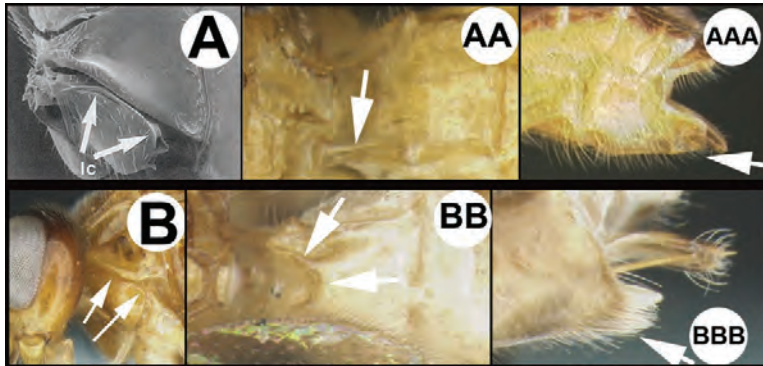
- 3(2) A. Notaulus smooth; widespread..... 4
- B. Notaulus sculptured, at least some crenulae anteriorly; Neotropical..... 5



- 4(3) A. First median tergite smooth, lacking lateral carinae; widespread, common *Proterops*
- B. First median tergite with lateral carinae; Neotropical, rare *Michener gen. nov.*



- 5(3) A. Longitudinal carina on propleuron present. AA. Petiole with a pair of weak, short, parallel, longitudinal carinae. AAA. Female without patch of setae at apex of hypopygium; Neotropical.....*Masonbeckia*
- B. Longitudinal carina of propleuron absent. BB. Petiole with pair of strong, converging, longitudinal carinae that form a spoon-shaped depression at the base of the tergum. BBB. Female with patch of setae at apex of hypopygium; Neotropical..... *Hebichneutes*



***Hebichneutes* Sharkey & Wharton, 1994**

Members of the genus are restricted to the Neotropics. The genus was erected and revised by Sharkey and Wharton (1994). There are five described species. Here we report the first host record for the genus.

***Hebichneutes tricolor* Sharkey & Wharton, 1994**

Figure 358

Diagnostics. BOLD:ACJ8785. Consensus barcode. TATTTTGTATTTTATATTTGGAATATGAAGAGGTATATTAGGTTTATCTATAAGTTTAAATTATTCGGT-TAGAATTAGGAATACCAGGAAGATTATTATTTAATGATCAAATTTATAATAGGATTGTAACCTTCACATGCTTTTGTAAATAATYTTTTTTATAGTTATAACCAAT-TATAATTTGGAGGATTTGGAAATTTGATTAATTCCTTTAATATTAGGGGCTC-CTGATATAGCTTTTCCCTCGTATAAATAATATAAGATTTTGATTATTAATTCCTTCATTAATATTATTATTATTAAAGAAGTTTAGTTAATGTAGGAGCTG-GAACTGGTTGAACAGTTTACCCYCCCTTTATCTTTAATTATAGGACATG-GAGGAATTTCTGTTGATTTATGTATTTTTTCTTTACATTTAGCTGGTATAT-CATCTATTATAGGAGCAATTAATTTTATTAGAACTATTTTAAATATAACGT-GTTTTTGGAATAAAAATAGAAAATATTCATTATTGAGTTGATCAATTTT-TATTACTGCTTTTTTATTATTATTATCATTACCTGTTTTAGCAGGAGC-




Figure 358. *Hebichneutes tricolor*.

CATTACTATAT'TATTAAGTATCGTAATTTAAATACAAGATTTTTTGATC-CATCTGGAGGAGGTGATCCAATTTTATATCAACATTTATTT.

Illustrated specimen. BIOUG17956-G03. Guanacaste, Sector Santa Rosa, Bosque San Emilio, 10.8438, -85.6138, 300 meters, Malaise trap, 11/vi/2012. Depository: CNC.

Other specimens. BIOUG18749-D04, BIOUG18822-C03, BIOUG18748-A03, BIOUG08345-F02, BIOUG08345-F03, BIOUG08583-E09, DHJPAR0015420, DHJPAR0015418, DHJPAR0015417, DHJPAR0015419. Depository: CNC.

Host data. The DHJPAR specimens were reared from sawfly larvae (family unknown because none reached adulthood) feeding on *Xylophragma seemannianum* (Bignoniaceae).

Note. The holotype is from Guanacaste Province in Costa Rica.

Proterops Wesmael, 1835

Members of this genus are widespread in the Holarctic and Oriental regions, but not recorded from Africa or Australia. There are 12 described species. Here we describe the first Neotropical species, although there are a dozen or more undescribed. Members are parasitoids of tenthredinid and argid sawfly larvae (Yu et al. 2016).

***Proterops iangauldi* Sharkey, sp. nov.**

<http://zoobank.org/5AE9B32F-F1DF-447A-9C10-7BDD8A532BFE>

Figure 359

Diagnostics. BOLD:ADD0222. Consensus barcode. ATTTTATATTTTATATTTGG-TATAGGAGAGGTATAATTGGATTTCTTTAAGAATAATTATTCGATTAGAGT-TAGGTTTACCAGGAAAATTTTAGGTAATGATCAAATTTATAACAGAATTGT-TACTTTACATGCTTTTATTATAATTTTTTTATAGTTATACCAATTATAATTG-GAGGATTTGGTAATTGATTAATTCCTTTAATATTAGGAGCTCCTGATATAG-CATTTCTCGAATAAATAATATAAGATTTTGATTATTAATTCCTTCTT-TATTTTATTATATTAAAGAAGATTTATTAATAATGGGGTAGGAAGTGGAT-GAACAGTTTATCCTCCTTTGTCATTATTAATAGGACATAGAGGTATTTCT-GTTGATTTGAGAATTTTCTTTACATTTAGCTGGTATATCTTCTAT-TATAGGAGCTATTAATTTTATTACTACTATTTTAAATATACGATTAATTG-GAATGAGAATAGATAAAAATTTCTTTATTGGTTTGATCAGTTTAAATTACAG-CATTTTATTATATTATCTTTACCTGTTTACCGGGAGCTATTACTATATT-ATTAAGTATCGTAATTTT-----.

Holotype ♀. Guanacaste, Sector Horizontes, Quebrada San Pancho, 10.74769, -85.58577, 90 meters, sawfly larva collection date: 26/v/2000, wasp eclosion date: 12/vi/2000. Depository: CNC.



Figure 359. *Proterops iangauldi*, holotype.

Host data. *Sphacophilus edus* (Argidae) feeding on *Heteropterys laurifolia* (Malpighiaceae).

Sawfly larva and holotype voucher codes. 00-SRNP-7495, DHJPAR0015459.

Paratypes. DHJPAR0015457, DHJPAR0015458, DHJPAR0015460, DHJPAR0015461, DHJPAR0015462, DHJPAR0015463, DHJPAR0015464. Depository: CNC.

Etymology. *Proterops iangauldi* is named in honor of Ian Gauld (RIP) attending the international NSF-funded planning meeting for the All Taxa Biodiversity Inventory (ATBI) of Terrestrial Systems, and contributing his wisdom to the planning that was the founding of Costa Rica's national BioAlfa today.

***Proterops vickifunkae* Sharkey, sp. nov.**

<http://zoobank.org/7D56B99D-95B2-4077-8583-B3EEDB2B1553>

Figure 360

Diagnosics. BOLD:AAM1715. Consensus barcode. AATATTATATTTTT-TATTTGGGATTTGATCGGGAATAGTAGGTCTTTCATTAAGATTAAT-TATTCGGTTGGAATTAGGAATCCCTGGAAAATTTTTAGGTAATGATCAAATTTATAATAGTATGGTTACTATACATGCTTTTATTATAATTTTTTT-TATAGTTATACCTATTATAATTGGTGGATTTGGAAATTGGTTAATTCCTT-




Figure 360. *Proterops vickifunkae*, holotype.

TAATATTAGGGGCTCCTGATATAGTATTCCTCGAATAAATAATATAA-
GATTTTGATTATTAATTCCTTCATTAATTTTATTATTATTAAGTG-
GATTTATAGGTAATGGTGTGGGACTGGATGAACAGTTTATCCAC-
CATTGTCTTTAATTATAGGTCATTCTAGTATATCTGTAGATATAA-
GAATTTTTCTTTACATTTAGCAGGTATATCTTCTATTATAGGAGC-
TATAAATTTTATTACTACAATTTTTAATATGCGATTATTAGGGATAAG-
TATGGATAAAAATTTCTTTATTAGTATGATCAATTTTTATTACTGCTTTTT-
TATTATTAATATCTTTACCAGTTTTAGCTGGTGCAATTACTATATTAT-
TAACTGATCGTAATTTAAATACATGTTTTTTTGATCCTTCTGGTG-
GAGGGGATCCTATTTTGTATCAACATTTATTT.

Holotype ♀. Guanacaste, Sector Pitilla, Bullas, 10.98670, -85.38503, 440 meters, sawfly larva collection date: 8/x/2009, wasp eclosion date: 3/xi/2009. Depository: CNC.

Host data. *Ptenos leucopoda* (Argidae) feeding on *Inga oerstediana* (Fabaceae).

Sawfly larva and holotype voucher codes. 09-SRNP-73070, DHJPAR0037943.

Paratype. *Ptenos leucopoda* (Argidae): DHJPAR0052901. Depository: CNC.

Etymology. *Proterops vickifunkae* is named in honor of Vicki Funk (RIP) attending the international NSF-funded planning meeting for the All Taxa Biodiversity Inventory (ATBI) of Terrestrial Systems, and contributing her wisdom to the planning that was the founding of Costa Rica's national BioAlfa today.

***Michener Sharkey*, gen. nov.**

<http://zoobank.org/83EAC616-ABC8-411B-936C-E79167088965>

Figure 361

Type species. *Michener charlesi* Sharkey, sp. nov.

Diagnosis. Similar to *Proterops* but differing in the following aspects: 1. *Michener* with tergum 1 with a pair of prominent, precurrent, longitudinal carinae. *Proterops* with tergum 1 lacking carinae. 2. *Michener* with tergum 1 slightly narrowed at midlength and almost 3 × longer than wide at narrowest point. *Proterops* with tergum 1 not narrowed at midlength, rather narrowest at base or apex; tergum 1 shorter, usually ca. as long as wide but always less than 2 × longer than wide. 3. *Michener* with tergum 2 short, half the length of tergum 3, measured along midline. *Proterops* with tergum 2 ca. the same length as tergum 3, measured along midline. 4. *Michener* with laterotergites of tergum 1 densely setose. *Proterops* with laterotergites sparsely setose.

Description. Head. Occipital carina absent; antenna with 34 flagellomeres; first flagellomere without patch of basiconic sensillae; maxillary palpus with four segments; labial palpus with three segments; mandible not twisted for scissor-like function; base of mandible not depressed and without microsculptured area set off by acute transverse ridge. **Wings.** Vein 1M of forewing evenly curved; vein 1RS of forewing present; venation complete; R of hind wing not sharply curved posteriad near apex; three hamuli in one cluster. **Mesosoma.** Propleuron without longitudinal carina; pronotum with weak dorsolateral pit (subpronope); epicnemial carina absent; precoxal depression absent;

notaulus smooth, weakly indicated as a smooth line, posterior scutellar depression absent; propodeum smooth; tarsal claws simple, without basal tooth or lobe. *Metasoma*. Tergum 1 with a pair of prominent, precurent, longitudinal carinae; tergum 1 narrowest at midlength and $2.8 \times$ longer than wide at narrowest point; tergum 2 short less than half the length of tergum 3, measured along the midline. Female hypopygium without dense patch of setae apically

Distribution. Known only from the type locality of the type species in Costa Rica.

Etymology. Named with profound admiration for the lifetime achievements of Professor Charles Michener (RIP) of the University of Kansas, Lawrence, and the many professional and personal forms of support offered to Janzen's entire professional academic career, as well as to many others.

Michener charlesi Sharkey, sp. nov.

<http://zoobank.org/3496A23B-C598-4F2C-BC27-58E23D5BECB9>

Figure 361

Diagnosis. Length 5.8 mm. Other details are illustrated in Fig. 361. Since there are no congeneric species, the generic diagnosis above functions as a species diagnosis as well.




Figure 361. *Michener charlesi* A, B holotype C, D paratype.

Holotype ♀. Guanacaste, Área de Conservación Guanacaste, Sector Santa Rosa, Bosque San Emilio, 10.84389, -85.61384, 300 meters, 01/vi/1978, D. H. Janzen, Depository: CNC.

Host data. None.

Paratype. ♀, same data as holotype, except 18/xi/1977.

Etymology. See generic etymology above.

Chapter 11: Rhysipolinae

Rhysipolinae can be differentiated from all other New World braconid subfamilies by having the following suite of characters: oral cavity circular dorsally and labrum concave (cyclostome); occipital carina not meeting hypostomal carina; rather, meeting, or almost meeting, base of mandible; epicnemial carina present; propodeum lacking pair of lateral spines; second submarginal cell of forewing present and 4-sided, i.e., 2RS vein meeting (RS+M)b or junction of (RS+M)a and (RS+M)b. *Rhysipolis* may be differentiated from the other New World genera of Rhysipolinae using the key that follows.


Little is known about their life histories. They are solitary, koinobiont, ectoparasitoids of late instar leaf-miners and leaf-tiers, and that they move from the host leaves and/or otherwise feed and/or pupate elsewhere (Shaw 1983; Shaw and Sims 2015). Here we offer the first New World host record of a non-leaf-mining caterpillar, a member of Gelechiidae. For the Rhysipolinae NJ tree, see Suppl. material 9.

Key to New World genera of Rhysipolinae

- 1 A. Wide crenulate groove at base of propodeum present *Cantharoctonus*
- B. Wide crenulate groove at base of propodeum absent..... 2



- 2(1) A. Setal comb present on medial (inner) side of apex of hind tibia..... *Pseudorhysipolis*
- B. Setal comb lacking on medial (inner) side of apex of hind tibia..... *Rhysipolis*



Pseudorhysipolis Scatolini, Pentead-Dias & van Achterberg, 2002

There are ten previously described species, all from the neotropics (Scatolini et al. 2002; Papp 2012); here we add two more. Little is known about their life histories. One species has been reared from a species of Oecophoridae (Lepidoptera).

Pseudorhysipolis luisfonsecai Sharkey, sp. nov.

<http://zoobank.org/E5AD6085-E56E-4663-AD58-1A02349F692D>

Figure 362

Diagnostics. BOLD:ACW5686. Consensus barcode. GTATTATATTTTT-TATTTGGAATTTGATCTGGTATAGTAGGTTTATCTATGAGTTTAAT-



Figure 362. *Pseudorhysipolis luisfonsecai*, holotype.

TATTCGTTTAGAGTTAGGTATACCTGGTAGTTTATTATTTAATGATCA-
 GATTTATAACTATAGTTACAGCTCATGCTTTTATTATAATTTTTTTT-
 TATAGTTATACTGTAAATGATTGGGGGGTTTGGTAATTGATT-
 AGTTCCATTAATATTGGGGGCTCCTGATATAGCTTCCCTCGTAT-
 GAATAATATAAGATTTTGATTATTAATTCCTTCTTTAATTTTATTATTTT-
 TAAGGGGTTTAGTAAATGTTGGGGTAGGTACTGGGTGAAGTGTTC-
 CTCCTTTATCTTCTTCTATAGGTCATAGAGGTATTTCTGTTGATTTGGC-
 TATTTTTTCTTTACATTTAGCTGGTATTTCTTCAATTATAGGAGCTAT-
 TAATTTTATTTCAACAATTTTAAATATATGTTTATATCAATTAATATAGAT-
 CAAATTAGTTTATTTGTTTGATCTATTTTGATTACTGCTTTTATTATT-
 ATTATCTTTACCTGTCTTGGCAGGG-----

------. Keys to *P. areolaris* in Scatolini et al. (2002), but the antennal scape and pedicel are two different colors in *P. areolaris*, whereas they are the same color in *P. luisfonsecai*.

Holotype ♀. Guanacaste, Sector San Cristobal, Estación San Gerardo, 10.88, -85.389, 575 meters, 23/xi/2013, Malaise trap. Depository: CNC.

Host data. None.

Holotype voucher code. BIOUG22620-D04.

Paratypes. None.

Etymology. *Pseudorhysipolis luisfonsecai* is named to honor Sr. Luis Fonseca for opening all of our eyes to the predator-prey relationship between ACG jaguars and nesting sea turtles.

***Pseudorhysipolis mailyngonzalezae* Sharkey, sp. nov.**

<http://zoobank.org/0B153975-1F50-44CD-B266-233128E90A59>

Figure 363

Diagnostics. BOLD:ACL1561. Consensus barcode. TGTTTTGTATTT-
 TATTTTTGGTATATGAGCTGGAATAGTTGGTTTATCTATAAGAT-
 TAAT-TATTCGATTAGAATTAGGGGTATCTGGAAGATTATTAGG-
 GAATGATCAAAT-----TTATAACTATTGTTACATCTCATGCTTTTG-
 TAATAATTTTTTTTATAGTTATACTATATATAGGAGGATTTGG-
 TAATTGATTAATTCCTTTAATATTAGGGGCTCCTGATATAGCATTTC-
 CTCGAATAAATAATAAGATTTTGATTAT-----TGATTCCATCAT-
 TAATTTTATTATTTTAAAGTAGA-----TCAATAAATTTAGGAGC-----
 -----TGGAACGGGGTGAAGTATATATCCTCCTTTATCT-
 -----TCAAGAATTGGT-----CATAGAGGAATATCTGTTGATT-
 TAACAATTTTT--TCTTTACATTTAGCTGG---TTGTTCTTCTATTATAG-
 GATCAATTAATTTTATTTGTACAATTTTAAATATA--AAAATTAATTTT-
 --TAAAAATAGAACAATTAAGTTTATTTGTTTGGTCAGTTTAAAT-
 TACAACAATTTTATTATTATTATCTTTACCAGTTT--TAGCTGGTGCT-
 ATTACTATATTATTAACAGATCGTAATTTAAATACATC-----TTTTTTT-



Figure 363. *Pseudorhysipolis mailyngonzalezae*, holotype.

GATTTTTCAGGTGGTGGTGATCCAATTTTATTTCAACATTTATTT. Keys to *P. fuscaocalis* in Scatolini et al. (2002) but lacks the swollen maxillary palpomeres of that species.

Holotype ♀. Guanacaste, Sector Santa Rosa Bosque San Emilio, 10.8438, -85.6138, 300 meters, 10/xii/2012, Malaise trap. Depository: CNC.

Host data. None.

Holotype voucher code. BIOUG09442-D01.

Paratypes. Both Malaise-trapped. BIOUG09441-H03, BIOUG09740-B12. Depository: CNC.

Etymology. *Pseudorhysipolis mailyngonzalezae* is named to honor Dr. Mailyn Gonzalez of the Humboldt Institute, Bogota, Colombia, for instigating the growing mutualism between Costa Rica's BioAlfa and Colombia's interest in biodevelopment of its massive biodiversity.

***Rhysipolis* Foester, 1862**

Little is known about their life histories. Shaw (1983) stated that they are solitary, koinobiont, ectoparasitoids of late instar leaf-miners and leaf-tiers and that they change leaves and/or otherwise feed and/or pupate elsewhere. Here we have the first host record on a non-leaf-mining caterpillar, a member of Gelechiidae. There are two previously described Neotropical species, one from Mexico and one from Brazil.

***Rhysipolis julioquirosi* Sharkey, sp. nov.**

<http://zoobank.org/149661B5-A9BE-4465-9A94-92BE055A7B47>

Figures 364, 365

Diagnostics. BOLD:AAT9029. Consensus barcode. TGTTTTGTATTTTT-TATTTGGAATATGATCAGGTATAGTTGGATTATCAATAAGTTTGAT-TATTCGATTAGAATTAGGGATACCTGGAAGTTTAATTGGTAATGATCAAATTTATAATAACAATGGTTACAGCTCATGCTTTTATTATAATTTTTTT-TATAGTTATACCAATTATAATTGGGGGATTTGGAAATTGATTAGTTCCAT-



Figure 364. *Rhysipolis julioquirosi*, holotype.

TAATATTAGGGGCTCCTGATATAGCTTTCCTCGTATAAATAATATAA-GGTTTTGATTATTAATTCCTTCTTTAATTTTATTATTTTAAAGAA-GAATTGTAAATGTTGGGGTTGGTACTGGTTGAACAGTTTATCCGC-CCCTATCTTCAATATTAGGTCATAGGGGTATTTCTGTAGATTTGGC-TATTTTTTCTTTACACTTGGCTGGTGTTCCTTCTATTATAGGAGCTAT-TAATTTTATTTCTACAATTTTAAATATATGTATATAYTCAATTAATTA-GATCAACTTAGTGTGTTGTTGATCTATTTAATTACTGCAATTTTAT-TATTATTATCTTTRCCTGTTTTGGCAGGGGCTATTACTATATTATTGA-CAGATCGTAATTTGAATACTACTTTTTTTGATTTTTCTGGTGGGGGG-GATCCAATTTATTTCAACATTTATTT. Neither of the two described Neotropi-cal species, *R. annulator* Achterberg & Pentiado-Dias, 2002, and *R. chiapas* Spencer, 1999, have deeply infuscated wings.

Holotype ♀. Alajuela, Sector San Cristobal, Sendero Huerta, elevation: 10.93050, -85.37223, 527 meters, caterpillar collection date: 13/vi/2013, wasp eclosion date: 02/vii/2013. Depository: CNC.

Host data. *Dichomeris* Janzen273 (Gelechiidae) feeding on *Mikania cordifolia* (Asteraceae).

Host caterpillar and holotype wasp voucher codes. 13-SRNP-3016, DHJPAR0053002. The host caterpillar rolls the food plant leaf to make a “nest,” and the wasp larva spins a dull white, thin-walled cocoon in the host’s pupal chamber (Fig. 363); we have no observations as to where the wasp larva was during its development.

Paratypes. Hosts = seven rearing records from *Dichomeris* Janzen273, *Anacamp-sis* Janzen301 (both Gelechiidae), elachJanzen01 Janzen397 (Depressariidae). DHJ-

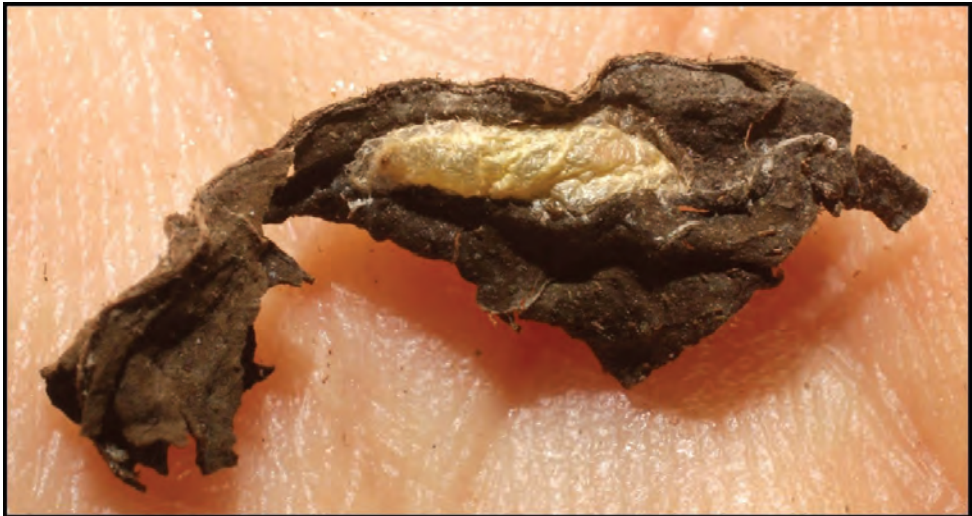




Figure 365. Cocoon of holotype of *Rhyssipolis julioquirosi*.

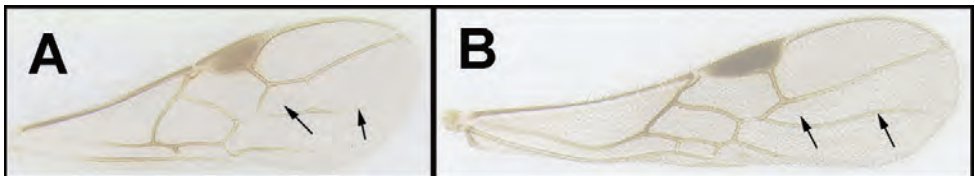
- 3(2) A. r-m crossvein of forewing present (though often weak), closing second submarginal cell..... *Stiropius*
- B. r-m crossvein of forewing absent, second submarginal cell of forewing not closed apically..... 4




- 4(3) A. Malar space (distance between base of mandible and eye) relatively short and malar suture present between eye and mandible; Neotropical..... *Choreborogas*
- B. Malar space relatively long and malar suture absent; Nearctic..... *Polystenidea*



- 5(2) A. Second submarginal cell of forewing present; apical abscissa of forewing vein M relatively straight..... 6
- B. Second submarginal cell of forewing absent; apical abscissa of forewing vein M sinuate; Neotropical and recently discovered in Papua New Guinea (Braet 2016) *Jannya*



- 6(5) A. Antenna not emanating from a protruding shelf; eyes emarginate; head wider than long..... *Bulborogas*
- B. Antenna emanating from a protruding shelf; eyes not emarginate; head at least as long as wide *Conobregma*




- 7(1) A. Tarsomeres 2–4 of front and middle legs reduced and compact; tarsomeres 2–4 each as short as or shorter than wide, 5th tarsomere as long as or longer than tarsomeres 2–4 combined **8**
- B. Tarsomeres 2–4 of front and middle legs not reduced and compact; tarsomeres 2–4 each longer than wide, 5th tarsomere shorter than tarsomeres 2–4 combined..... **9**



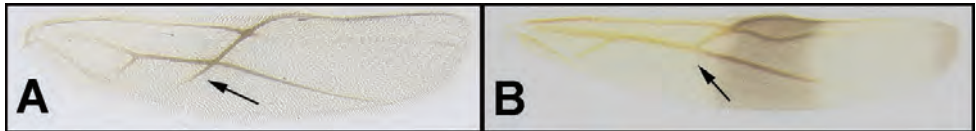
- 8(7) A. Hind wing vein R much longer than high and RS weakly curved or absent; widespread..... *Yelicones*
- B. Hind wing vein R much higher than long and RS strongly curved; Neotropical *Pseudoyelicones*



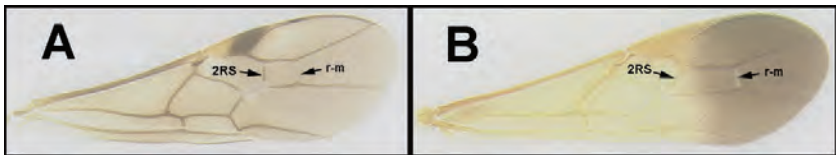
- 9(7) A. Membrane of forewing first submarginal evenly setose; widespread **10**
- B. Membrane of forewing first submarginal with a distinct windowlike patch devoid of setae; Neotropical *Cystomastax*




- 10(9) A. m-cu crossvein of hind wing long and conspicuous and directed towards base of wing; ovipositor as long as middle tibia or longer *Clinocentrus*
- B. m-cu crossvein of hind wing absent or if present then shorter and not directed towards the base of the wing; ovipositor usually shorter than middle tibia (variable in *Triraphis*) **11**




- 11(10) A. 2RS of forewing nearly parallel with r-m, thereby forming a roughly rectangular or subquadrate second submarginal cell..... **12**
- B. 2RS of forewing angled towards base of wing posteriorly, thereby forming a roughly trapezoidal second submarginal cell..... **13**




- 12(11) A. Second submarginal cell of forewing ca. as long as high. AA. Hind trochantellus elongate, 2 or more × longer than trochanter in ventral view; tarsal claws without pectination; Neotropical, rare *Heterogamus*
- B. Lacking one or more of the above characters; most specimens are as follows: second submarginal cell longer than high. BB. Hind trochantellus not elongate, less than 2 × longer than trochanter in ventral view; tarsal claws usually with pectination; widespread, common *Aleiodes* (most species, ~90%)




- 13(11) A. Hind tibial spurs mostly lacking setae and curved. AA. Hypopygium large; Neotropical, rare..... 14
- B. Hind tibial spurs setose and relatively straight. BB. Hypopygium normal; widespread, common..... 15



- 14(13) A. Tarsal claws simple, swollen basally but lacking a distinct lobe. AA. Hind femur swollen apically..... *Hermosomastax* gen. nov.
- B. Tarsal claws with a squared or slightly acute basal lobe. BB. Hind femur not swollen apically..... *Bioalfa* gen. nov.



- 15(13) A. Tarsal claws lacking basal lobe, but often with basal pectin-like row of short spines..... *Aleiodes* (~10% of species)
- B. Tarsal claws with well-defined sharp tooth or teeth..... *Triraphis*



***Bioalfa* Sharkey, gen. nov.**

<http://zoobank.org/57F76CD5-303D-45E8-AEF4-FA7D41E48B29>

Figures 366, 367, 368

Type species. *Bioalfa pedroleoni* Sharkey, sp. nov.

Description. Female: Head. Antenna length approximately $1.5 \times$ forewing length, with ca. 48 flagellomeres. Terminal flagellomere acuminate apically. Median flagellomeres transverse, ca. $2 \times$ as long as wide. Face with oblique and transverse striation. Clypeus shallow, not protruding. Malar suture absent. Eye glabrous, large, and deeply emarginate, occupying entire height of head resulting in very small malar space. Eye strongly emarginated opposite antennal socket. Anterior tentorial pit large, very close to eye. Maxillary palp with six segments, all slender in female. Occipital carina complete dorsally, without dorsolateral posterior bulge, connecting to hypostomal carina ventrally. **Mesosoma.** Smooth and shiny. Notauli deeply impressed, meeting at the midline and $2/3$ length of mesonotum; a single weak medial depression continues to the scuto-scutellar suture. Mesoscutal mid-pit absent. Scutellar sulcus wide with single strong mid-longitudinal carina. Epicnemial carina complete. Mesopleuron smooth with mostly widely spaced minute setiferous punctures; precoxal sulcus wide, almost entirely smooth with a few weak transverse carinae at midlength. Median area of metanotum without mid-longitudinal carina. Propodeum with one precurrent median carina or two weak diverging carinae defining a narrow, elongate medial area, otherwise, finely rugose with or without weak posterolateral depressions set off by weak carinae. **Forewing.** Crossvein m-cu weakly-curved, forming a slightly obtuse angle with 1Cub. First submarginal cell evenly setose. Second submarginal cell approximately twice as long as wide. 2RS and r-m not parallel. Crossvein 1cu-a postfurcal. First subdiscal cell rectangular. Subbasal cell evenly setose. **Hind wing.** Vein R short, as long as wide to ca. $2 \times$ as long as wide. Veins M+Cu and 1-M approximately equal length. Vein RS strongly curved. Vein m-cu absent. Base of hind wing evenly setose. Legs shining, with sparse long setae. **Legs.** Apex of hind tibia with comb of specialized setae medially. Mid and hind tibial spurs strongly curved and glabrous. Claws with squared or slightly acute basal lobe. **Metasoma.** Tergites 1–3 finely longitudinally striate. First metasomal tergite elongate, strongly and angularly widened in front of subbasal constriction; with dorsal carinae uniting almost immediately and forming a weak carina along midline almost indistinguishable from longitudinal striae. Second metasomal tergite with midlongitudinal carina arising from small, transverse basal triangular area. Tergites 3–5 with sharp lateral crease. Hypopygium large, ventrally moderately to strongly convex. Ovipositor straight or curved ventrally. All four known species have patterned wings and colorful (for Rogadinae) bodies, suggesting diurnal activity. **Male:** As in the female but with swollen labial and maxillary palpi.

Biology. Caterpillar hosts are known for two species, which are both external leaf-feeders in the family Uraniidae.

Distribution. Neotropical rainforest, Costa Rica, Amazonian Colombia, and Peru.

Remarks. Morphologically, the new genus displays a mixture of character states associated with the *Colastomion*–*Cystomastax* group of genera, i.e., the curved, glabrous

tibial spurs, and the enlarged hypopygium. *Bioalfa* differs from all other genera in this group by the presence of squared to slightly acute basal lobes on the tarsal claws. DNA data (Quicke et al. unpublished) place it deeply within the *Colastomion-Cystomastax* complex and separate from other New World members.

Etymology. The new genus *Bioalfa*, from “bioalfabetizacion,” is dedicated to Costa Rica’s brave and optimistic new concept of creating itself to be bioliterate about all of its wild Eukaryota biodiversity, through the combination of national sweat equity, international collaborations, political willpower, and DNA barcoding (c.f. <https://news.mongabay.com/2020/04/bold-project-hopes-to-dna-barcode-every-species-in-costa-rica/> and <https://ibol.org/barcodebulletin/features/how-a-tropical-country-can-dna-barcode-itself/>).

***Bioalfa pedroleoni* Sharkey, sp. nov.**

<http://zoobank.org/BD86B780-2FA9-459C-8B14-E15EB5989B28>

Figure 366

Diagnostics. BOLD:AAX3381. Consensus barcode. TGTTTTATATTT-TATTTTTGGAATTTGATCTGGTATATAGGTTTATCTATAAGAATTAT-TATTCGAATAGAATTAAGTAATCCTGGTGGATTAATTAATAATGATTA-TATTTATAATTC AATAGTTACTGCTCATGCTTTTATTTATGATTTTTTTT-TATAGTTATAACCAATTATATTAGGGGGATTTGGAAATTGATTAATTC-CTATAATATTAGGATCTCCTGATATAGCTTTTCCACGAATAATAATATAA-GATTTTGATTATTAATTCCTTCATTATTTTTATTATTAATAAGTTCATTT-GTTAATATTGGTGTGGTACTGGTTGAACTATATATCCTCCAT-TATCTTCTTTATTGGGTCATAGTGGATTTTCTGTTGATATAGC-TATTTTTTCTTTACATTTAGCTGGGATATCTTCTATTTATGGGGTCTAT-TAATTTTATTTCTACAATTTTAAATATAAAAATTATATTCTTTAAATATA-GATCAATTAATTTATTTATTTGGTCAATTTAAATTAATTAATTTTAT-TACTTTTATCATTACCTGTTTTAGCAGGTGCTATTACTATATTTTACT-GATCGTAATTTAAATACTACTTTTTTTGATTTTTCTGGTGGGGGGGATC-CTATTTTATTTC. Differing from the five other known species (two undescribed and not included here) in many characters including coloration, e.g., it is the only species with one melanic band on the forewing, a terminal band. The others have two melanic bands, one at midlength and one terminal. Body length 5.5 mm. Other details can be gleaned from the images in Fig. 366.

Holotype ♀. Alajuela, Área de Conservación Guanacaste, Sector Rincon Rain Forest, Laureles, 10.933, -85.253, 95 meters, caterpillar collection date: 5/viii/2005, wasp eclosion date: 18/viii/2005. Depository: CNC.

Host data. The host caterpillar is *Syngria druidaria* (Uraniidae) feeding externally on new full-sized leaves of *Amphilophium crucigerum*, a woody vine in the Bignoniaceae in the dry-rain forest interface.

Host caterpillar and holotype wasp voucher codes. 07-SRNP-42145, DHJ-PAR0021184.

Paratypes. None.




Figure 366. *Bioalfa pedroleoni* **A, B, D–H** holotype **C** paratype **A** lateral habitus **B** lateral habitus **C** wings **D** anterior head **E** dorsal head, mesosoma and terga 1–2 **F** tarsal claw **G** dorsal metasoma **H** hind tibial spurs.

Etymology. *Bioalfa pedroleoni* is named in honor of Professor Pedro Leon of the Universidad de Costa Rica for his founding role in the initiation of Área de Conservación Guanacaste in 1986 and his founding role in the initiation of BioAlfa by alerting Costa Rica's Ambassador to the United States, Dr. Román Macaya, to the potential of DNA barcoding Costa Rica's biodiversity in 2017.

***Bioalfa alvarougaldei* Sharkey, sp. nov.**

<http://zoobank.org/A3997C26-E20B-4215-8E92-EEFE94BA79DF>

Figure 367

Diagnosis. Differing from the five other known species (two undescribed and not included here) in many characters including a hypopygium that is much more convex




Figure 367. *Bioalfa alvarougaldei* holotype **A** lateral head and mesosoma **B** lateral metasoma **C** wings **D** anterior head **E** lateral habitus **F** dorsal head and mesosoma **G** tarsal claw **H** hind tibial spurs **I** apex of hind tibia **J** metasomal terga 1 and 2 **K** apex of metasoma, dorsal view.

than the others. Body length 7.1 mm. Other details can be gleaned from the images in Fig. 367.

Holotype ♀. Costa Rica, Heredia Prov., La Selva Biological Station, 10.44, -84.01, 100 meters, 1/ii/1994, Malaise trap. Depository: CNC.

Host data. None.

Holotype voucher code. None.

Paratypes. 4♀♀, all from La Selva Biological Station on the following dates: 1/ix/1993, 1/iv/1985, iv-v/1993, iv/1993. Three specimens deposited in CNC, one in Paul Hanson's collection at the University of Costa Rica.

Etymology. *Bioalfa alvarougaldei* is named in honor of Sr. Alvaro Ugalde (RIP) in recognition of his major and critical support and role in the founding of Parque Nacional Santa Rosa and its subsequent development as Área de Conservación Guanacaste, and eventual stimulus for BioAlfa, the concept of facilitating Costa Rica to become bioliterate.

***Bioalfa rodrigogamezi* Sharkey, sp. nov.**

<http://zoobank.org/2D1EFBAA-F204-44BF-8FCF-E532C06CA36D>

Figure 368

Diagnosis. Differing from all other species of *Bioalfa* in its lack of color and lack of banding on the forewing (Fig. 368).

Holotype ♂. Costa Rica, Alajuela, Área de Conservación Guanacaste, Sector Rincon Rain Forest, Sendero Parcelas, 10.9077, -85.29137, 375 meters, caterpillar collection date: 10/i/2005, wasp eclosion date: 13/i/2005. Depository: CNC.

Host data. The host caterpillar is *Hypena* Poole17 (Erebidae) feeding on *Urera caracasana* (Urticaceae).

Host caterpillar and holotype wasp voucher codes. 05-SRNP-40098, DHJ-PAR0009401.

Paratypes. None.

Note. This is the only known male specimen of *Bioalfa*. As in related rogadine genera, it has swollen labial and maxillary palpi.

Etymology. *Bioalfa rodrigogamezi* is named in honor of Professor Rodrigo Gámez, co-founder and executor of the Instituto Nacional de Costa Rica (INBio) in 1989, and co-founder of Área de Conservación Guanacaste in 1985.

Hermosomastax Quicke, gen. nov.

<http://zoobank.org/D6DF1F96-A697-48CB-B9DF-378D051AB3EB>

Type species. *Hermosomastax clavifemorus* Quicke, sp. nov.

Description. Female: Head. Antenna approximately as long as forewing, with ca. 40 flagellomeres. Terminal flagellomere acuminate. Median flagellomeres very elongate, > 3 × longer than wide. Face protruding. Clypeus shallow, not protruding. Malar suture absent. Eyes glabrous, distinctly emarginated opposite antennal sockets. Anterior tentorial pits large, very close to eye. Maxillary palp with six segments. Occipital carina complete dorsally and ventrally, with dorsolateral posterior angulation and bulge, connecting to hypostomal carina ventrally. **Mesosoma.** smooth and shiny. Pronotum wide and truncate anteriorly in dorsal view. Notauli deep, crenulate anteriorly. Middle lobe of mesoscutum anteriorly steep, nearly vertical. Mesoscutum longitudinally striate posteriorly. Scutellar sulcus strongly reniform with single strong midlongitudinal carina. Scutellum narrow. Epicnemial carina complete. Mesopleuron




Figure 368. *Bioalfa rodrigoamezi*: **A** lateral habitus, arrows point to maxillary and labial palpi **B** lateral habitus **C** forewing.

shiny; precoxal sulcus deep and strongly crenulate. Median area of metanotum with midlongitudinal carina and protruding posterodorsally into a point. Propodeum and metapleuron foveate rugose, with weak but distinct angulate apophyses. **Forewing.** Second submarginal cell approximately twice as long as wide. Second submarginal cell very long (ca. $3 \times$ longer than wide). Vein m-cu nearly straight; vein m-cu interstitial with 2RS. Vein 1cu-a postfurcal. First subdiscal cell rectangular. Subbasal cell evenly setose. **Hind wing.** Vein R short longitudinal. Vein RS straight. Veins M+Cu and 1-M approximately equal length. Vein RS strongly curved. Vein m-cu absent. Base of hind wing evenly setose. **Legs.** smooth, with sparse long setae. Hind femur clavate. Apex of hind tibia with comb of specialized setae medially. Mid and hind tibial spurs strongly curved and glabrous. Claws simple without basal lobe. **Metasoma.** All tergites foveolate-punctate. First metasomal tergite not strongly narrowing subbasally; dorsopole deep; with dorsal carinae uniting to form a weak, thin longitudinal carina. Second metasomal tergite with thin mid-longitudinal carina arising from small medio-basal triangular area. Tergites 3–5 with sharp lateral crease. Hypopygium large, ventrally strongly convex. Ovipositor curved ventrally. **Male:** Unknown.

Biology. Unknown.

Distribution. Only known from type specimen of the type species from Ecuador.

Remarks. Morphologically, the new genus displays a mixture of character states associated with different genus groups. The curved glabrous tibial spurs suggest an affinity with the *Colastomion-Cystomastax* group of genera; however, it lacks the curved forewing vein m-cu and the elongate and basally narrowed first metasomal tergite that is characteristic of other members of that group. Nevertheless, DNA data (barcode and 28S; Quicke et al. unpublished) place it deeply derived within the *Colastomion-Cystomastax* group, and therefore the stouter first tergite and straight vein m-cu are presumed to be character state reversals.

Etymology. From Spanish *hermoso* meaning beautiful, and the suffix *mastax* from the name of the closely related genus *Cystomastax*. The genus is masculine.

***Hermosomastax clavifemorus* Quicke, sp. nov.**

<http://zoobank.org/3870D98D-368D-4B4B-BD3B-3CF4129CEF4B>

Figure 369

Diagnosics. No BIN is assigned, presumably because the barcode is only 411 bp long. Consensus barcode. ATTTGATCAGGTATANTAGGTTTATCTATAAG-TATTATTATTTCGAATAGAAGCTTAGTAATCCTGGAGGTTTAAATTA AAAAT-GATTATATTTATAATTC AATAGTTACAGCTCATGCTTTTGTAAT-GATTTTTTTTATAGTTATACCTATTATAATGGTGGATTTGGTAATT-GATTAATTCCTTTGATATTAGGGGCTCCTGATATAGCTTTTCCTCG-TATAAATAATATAAGATTTTGATTGTTAATTC CATCTTTATCAATATTAT-TAATTAGTTCATTTACTAATATTGGGGTAGGTACTGGATGAACAATA-TATCCTCCTTTATCTTCTTTAATTTGGTCATAGTGGTGTTCCTGTAGATT-

TAGCAATTTTTCTTTACATTTAGCAGGAATTTCTTCTATTATGGGG. Unique within Rogadinae, this species possesses a strongly petiolate (clavate) hind femur. The patchily patterned wings are also diagnostic within the *Colastomion-Cystomastax* group.

Description. Length of body 5.4 mm, of forewing 4.0 mm and of antenna 6.8 mm. First flagellomere 1.25 and 1.35 × longer than the 2nd and third respectively, the latter 4 × longer than wide. Width of head: width of face: height of eye = 2.6: 1.0: 1.5. Inter-tentorial distance 3.5 × shortest distance between tentorial pit and eye. Shortest distance between posterior ocelli: transverse diameter of posterior




Figure 369. *Hermosomastax clavifemorus*: **A** lateral head and mesosoma **B** dorsal thorax **C** wings **D** metasomal terga 1–3 **E** lateral habitus **F** anterior head **G** dorsal head **H** hind femur **I** apex of hind tibia.

ocellus: shortest distance between posterior ocellus and eye = 1.0: 1.7: 1.7. Occiput smooth and shiny. Length of head behind eye $0.35 \times$ length of eye in dorsal view. Lengths of forewing veins r-rs: 3RSa: 3RSb = 1.0: 5.0: 6.5: Forewing vein 1CUB $7.5 \times$ 1CUa. Hind wing vein 1-M $1.15 \times$ M+CU. Hind coxa deeply punctured basodorsally. Lengths of fore femur (excluding trochantellus): tibia: tarsus = 1.0: 1.2: 1.25. Hind tibia $1.3 \times$ hind femur (excluding trochantellus). First tergite $1.6 \times$ longer than maximally wide. Second tergite as long as wide. Third tergite $1.3 \times$ wider than long.

Coloration. Body, scape and pedicel, and hind coxa largely orange brown becoming darker ventrally. Flagellomeres white each with narrow darker apex. Lower part of face, labial and maxillary palps, fore and mid legs white. Hind leg white except swollen part of femur which is dark brown. Forewing grey with clear subapical transverse band and darker apical margin.

Holotype ♀. Ecuador, Sucumbios, Sacha Lodge, 0.8, -76.1, 270 meters, 24/vi/1994, coll. Peter Hibbs. Depository: CNC.

Host data. None.

Holotype voucher code. BOLD process Id: ASQSQ128-09.

Paratypes. None

Etymology. The species name refers to the club-shaped hind femur.

Aleiodes Wesmael, 1838

Aleiodes are found worldwide. There are records of approximately ten Costa Rican species scattered in publications. There is not a comprehensive generic treatment, and it is remotely possible that a few of the species below are junior synonyms of previously described species. When the holotypes are barcoded, this will become clear. Members are parasitoids of various macrolepidopterans, especially Noctuoidea, Geometroidea, and Bombycoidea (Shaw 1993).

Aleiodes adrianaradulovae Sharkey, sp. nov.

<http://zoobank.org/C960B605-DFC3-468A-8938-C9424FF46DBC>

Figure 370

Diagnostics. BOLD:AAG1413. Consensus barcode. AGTTTTATATTTTT-TATTTGGAATATGATCAGGAATAGTAGGTTTATCAATAAGAATAAT-TATTCGATTAGAATTAAGAATTAGCGGAAGAATTTTGAAAATGATCAAATTTATAATGGAATAGTTACTTTACATGCTTTTATTATAATTTTTTT-TATAGTTATACCTATTATAATTGGTGGATTGGTAATTGATTAATTCCTT-TAATATTAAGAGTYCCTGATATAGCTTCCCTCGAATAAATAATATAA-GATTTTGATTATTAATTCCTTCTATTTTTTTTTTTATTATTTAGAG-GATTAATTAATTCAGGAGTAGGTACAGGATGAACTATATACC-CTCCTTTATCTTCATTAATTGGTCATAGAGGGATATCTGTAGATA-



Figure 370. *Aleiodes adrianaradulovae*, holotype.

TATCAATTTTTCTTTACATTTAGCAGGTATATCTTCTATTATAG-
 GTTCAGTTAATTTTATTACAACAATTTTAAATATTAATTTAAAAAG-
 TATAAAAATAGATCAAATTTTCATTATTTACTTGATCAGTAATAATTAC-
 TACAATTTTATTACTTTTATCATTACCTGTTTTAGCAGGAGCAAT-
 TACAATATTATTGACTGATCGAAATTTAAATTCAAGATTTTTTGATT
 TT-----.

Holotype ♀. Guanacaste, Pailas Dos, PL12-6, 10.7637, -85.333, 853 meters, 16/i/2014, forest, Malaise trap. Depository: CNC.

Holotype voucher code. BIOUG28804-F01.

Paratypes. Both Malaise-trapped. BIOUG28817-F07, BIOUG10014-B04. Depository: CNC.

Other material. Specimens in the same BIN are from Belize (BMNHE897719), Chiapas Mexico (07TAPACH-01734), and Kentucky, USA (BCLDQ01649). The specimen from Chiapas has an image on BOLD that appears to be similar to the Costa Rican specimens and therefore it is likely the same species. The Belizean specimens do not have images but are presumably conspecific with the Costa Rican specimens. The Kentucky specimen does not have an image, and its identity is uncertain.

Etymology. *Aleiodes adrianaradulovae* is named in honor of Adriana Radulov's long-appreciated contributions to publicity for ACG, GDFCF, and now, BioAlfa.

***Aleiodes adrianforsythi* Sharkey, sp. nov.**

<http://zoobank.org/7A7EA260-2940-4536-8F8A-6BA13EBA3B0F>

Figure 371

Diagnostics. BOLD:ADJ1086. Consensus barcode. AATTTTATATTTT-TATTTGGTATATGAGCAGGAATAATTGGTATATCAATAAGATTAAT-TATTCGTCTAGAATTAAGAACGGGAGGAAGAATTTTAAAAAATGATCAAATCTACAATGGAATAGTAACATTACATGCTTTTATTATAATTTTTT-TATAGTTATAACCAATTATAATTGGAGGGTTTGGTAATTGATTAATTCCTT-TAATACTAGGAGCTCCTGATATAGCTTCCCACGAATAAATAATATGAGATTTTGATTATTAATTCCTTCTCTAATACTTTTATTAAGTAGAGGTAT-TATTAATACAGGTGTAGGAACAGGATGAACAATATATCCCCCCTTATCATCATTAATTGGTCATAATGGTATTTTCAGTAGATATATCTATTTTTCAT-TACATCTTGCTGGAACGTCTTCAATTATAGGAGCAATTAATTTTATTTCTACTATTTTAAATATAAATCTTTTAAAGAATTAAGATAGACCAAATTATAT-




Figure 371. *Aleiodes adrianforsythi*, holotype.

TATTAATTTGATCTATCTTAATTACCACAATTTTATTATTATTATCTCTTC-
CAGTTCTTG CAGGAGCAATTACAATATTATTAACAGATCGAAAT-
TTAAATACTAGATTTTTTTGATTTTTCTGGAGGAGGGGACCCAATTT-
TATTTCCAACATCTTTTT.

Holotype ♂. Guanacaste, Sector Pitilla, Bullas, 10.98670, -85.38503, 440 meters, caterpillar collection date: 06/v/2017, wasp eclosion date: 21/v/2017. Depository: CNC.

Host data. *Eupithecia* Janzen774 (Geometridae) feeding on *Entada gigas* (Fabaceae)

Host caterpillar and holotype wasp voucher codes. 17-SRNP-71403, DHJ-PAR0061499.

Paratypes. None.

Etymology. *Aleiodes adrianforsythi* is named in honor of Adrian Forsyth's long-appreciated contributions to publicity for ACG, GDFCF, and now, BioAlfa.

***Aleiodes agnespeelleae* Sharkey, sp. nov.**

<http://zoobank.org/6920F441-7E48-4526-87D8-AC6592C7FDDBA>

Figure 372

Diagnostics. BOLD:AAH8705. Consensus barcode. GTTTTATATTTTAT-
TATTTGGGATATGGGCTGGTATAATTGGTTTATCGATAAGATTAAT-
TATTCGATTGGAGTTAAGAGTTAGAGGAAGAATTTTAAAAAATGAT-
CAAATTTATAATGGTATGGTTACATTACATGCTTTTGTAATAATTTTTTT-
TATAGTTATACCTATTATAATTGGGGGATTTGGAAATTGGTTGGTAC-
CATTAATATTAAGGGCTCCTGATATAGCTTTCCACGAATAAATAATATAA-
GATTTTGATTGTAAATCCATCTTTTTTTTTATTATTAATTAGAGGTATT-
ATTAATGCAGGAGTTGGAAGTGGATGAACAATATACCCCTCCCTTATCTT-
TATTAATTGGTCATAATGGAATTTTCAAGTTGATATATCTATTTTTTCTT-
TACATTTAGCTGGTGCTTCTTCAATTATAGGGTCAATTAATTTTATTAC-
TACAATTTTTAATATAAAATAAAAGAAATTAAGTTAGATCAAATTTCTT-
TATTAGTTTGATCTATTTAATTACTACAATTTTATTATTACTTTCATTAC-
CTGTTTTAGCAGGTGCTATTACTATATTATTAACT-----
-----.

Holotype ♂. Guanacaste, Pailas Dos, PL12-3, 10.7631, -85.3344, 820 meters, 02/i/2014, Malaise trap. Depository: CNC.

Host data. None.

Holotype voucher code. BIOUG29423-E01.

Paratypes. None.

Other material. Specimens from, Bolivia, Belize, and French Guiana are in the same BIN. There are no images of the specimens from Bolivia and Belize, though the specimens from Belize are likely conspecific with the Costa Rican specimens. The specimens from French Guiana are darker and may not be conspecific with the Costa Rican specimen.

Etymology. *Aleiodes agnespeelleae* is named in honor of Agnes Peelle's long-appreciated contributions to publicity for ACG, GDFCF, and now, BioAlfa.



Figure 372. *Aleiodes agnespeelleae*, holotype.

***Aleiodes alaneaglei* Sharkey, sp. nov.**

<http://zoobank.org/A1B5C4EE-4D1E-464E-A3B0-8D7AB9EB7DA1>

Figure 373

Diagnostics. BOLD:AAM5650. Consensus barcode. ATTCTTTACTTTTTATTTG-GTATATGAGCAGGTATAAT'TGGTCTATCAATAAGATTAAT'TATTCGATTA-GAATTAAGGACAAGAGGAAGAATCTTAAAAAATGATCAAATTTACAACG-



Figure 373. *Aleiodes alaneaglei*, holotype.

GAATAGTAACTTTACACGCTTTTATTATAATTTTTTTTATAGTTATAC-
 CAATTATAATTTGGTGGATTTGGAAATTGACTCATTCCTTTAATATTAG-
 GTGCTCCAGATATAGCTTTCCCACGAATAAATAATATAAGATTTTGATT-
 ATTAATTCCTTCTTTAATACTTTTATTAATTAGAGGAATAATTAATACAG-
 GAGTAGGTACAGGATGAACAATATACCCTCCATTATCTTCATTAATTG-
 GTCATAATGGATTTTCAGTAGATATATCTATTTTTTCTTTACATCTT-
 GCTGGTGCTTCATCAATTATAGGAGCCATTAATTTTATTTCAACTATTTT-
 TAATATAAATCTATTAATAAATTAATAATAGATCAAATTATATTATTAATTT-
 GATCTATTTTAATTACTACAATTTTATTATTATTATCTTTACCAGTTCTT-
 GCTGGTGCTATTACTATATTATTAACAGAT.

Holotype ♀. Guanacaste, Sector Santa Rosa, Bosque San Emilio, 10.8438, -85.6138, 300 meters, dry forest, 17/xii/2012, forest, Malaise trap. Depository: CNC.

Host data. None.

Holotype voucher code. BIOUG17566-G02.

Paratypes. None.

Other material. Two specimens from Belize are in the same BIN (BMNHE897725, BMNHE897745) but were not examined.

Etymology. *Aleiodes alaneaglei* is named in honor of Alan Eagle's long-appreciated contributions to publicity for ACG, GDFCF, and now, BioAlfa.

***Aleiodes alanflemingi* Sharkey, sp. nov.**

<http://zoobank.org/7F786844-858D-42CE-AFF9-5ACE310FD925>

Figure 374

Diagnostics. BOLD:AAM5670. Consensus barcode. ATTCTATATTTTT-TATTTGGGRTATGAGCAGGTATGATTGGTTTATCTATAAGGT-TAATTATTCGTATAGAATTAAGAATAAGAGGGAGTATTTTAAAAAAT-



Figure 374. *Aleiodes alanflemingi*, holotype.

GATCAGATTTATAATGGGATAGTGACATTACATGCTTTTAT-TATAATTTTTTTTATAGTTATACCTATTATAAATTGGAGGGTTTGG-TAATTGATTAATTCCTTTRATATTAGGAGCCCCTGATATGGCTT-TYCCTCGAATAAATAATATAAGGTTTTGATYGTTGATCCCTTCAT-TATTTTTACTTTTTAAATAGTGGAATTATTAATTTAGGAGTTGGTA-CAGGGTGAACCTATATATCCTCCTTTATCTTCTTTAATTGGGCAT-AATGGTATATCTGTAGATATATCAATTTTTTTCTTTACAY-TTAGCTGGGGCTTCTTCAATTATAGGAGCTATTAATTTTATTTCTA-CAATTTTTAATATAAAAATAATAAAAATTAATAATAGATCAAATTAATT-TATTTATTTGATCTRTTTTAATTACAGTAATTTTATTATTACTTTCATT-GCCTGTTTTAGCGGGAGCTATTACTATATTATTAAGTATCGAAAT-TAAATACAAGATTTTTTTGATTTTTCTGGAGGAGGAGACCCTATTT-TATTTCAACATCTT.

Holotype ♀. Guanacaste, Sector San Cristobal, Estación San Gerardo, 10.8801, -85.389, 575 meters, rain forest/laguna, 12/v/2014, Malaise trap. Depository: CNC.

Host data. None.

Holotype voucher code. BIOUG27868-C03.

Paratypes. None.

Other material. One specimen from Belize (BMNHE897785) is in the same BIN but was not examined.

Etymology. *Aleiodes alanflemingi* is named in honor of Alan Fleming's long-appreciated contributions to publicity for ACG, GDFCF, and now, BioAlfa.

***Aleiodes alanbalevi* Sharkey, sp. nov.**

<http://zoobank.org/C01B8513-6271-476F-9DA8-1BB4AFAAE676>

Figure 375

Diagnostics. BOLD:AAM5683. Consensus barcode. GTGTTATATTTTT-TATTTGGTATATGAGCGGGTATRTTAGGTTTATCTATAAGTTTAAAT-TATTCGATTGGAATTGAGAGTTGCTGGAAGATTGTTAAAGAATGAT-CAAATTTATAATGGTATAGTGACATTACATGCTTTTGTAAATAATTTTTT-TATAGTTATACCTATTATGATTGGGGGGTTTGGTAATTGGTTAATTC-CTTTGATATTAGGAGCTCCTGATATAGCTTTCCTCGAATAAATAA-TATRAGATTTTGATTATTAATTCCTTCTTTTTTGTTATTGTTAATTA-GAGGGGTAATTAAYTCAGGAGTAGGGACTGGTTGAACCTATGTATCCTC-CTCTTTCTTTATTAATTGGTCATAGTGGTTTTTCTGTGGATATATC-TATTTTTTTCATTACATTTAGCTGGGGCTTCTTCAATTATAGGATCTAT-TAATTTTATTTCAACTATTTTTAATATAAATTTATTWAAAATTAATTA-GATCARATTTCTTTATTTGTTTGATCAGTATTAATTACTACTGTATTGT-TATTATTATCTTTACCTGTATTGGCAGGGGCTATTACTATATTGTTGACT-GATCGTAATTTAAATACTAGATTTTTTTGATTTTTCTGGGGGGGGTGATC-CAATTTTATTTTCAGCACTTA.



Figure 375. *Aleiodes alanhalevii*, holotype.

Holotype ♀. Guanacaste, Pailas Dos, PL12-7, 10.7612, -85.3353, 791 meters, 09/i/2014, Malaise trap. Depository: CNC.

Host data. None.

Holotype voucher code. BIOUG28817-F08.

Paratype. BIOUG29646-B02.

Other material. One specimen from Belize (BMNHE897841) is in the same BIN but was not examined.

Etymology. *Aleiodes alanhalevii* is named in honor of Alan Halevi's long-appreciated contributions to publicity for ACG, GDFCF, and now, BioAlfa.

***Aleiodes alejandromasisi* Sharkey, sp. nov.**

<http://zoobank.org/C10218BE-D767-4E83-9B37-F44F2F0C1A15>

Figure 376

Diagnostics. BOLD:ACG6844. Consensus barcode. AATTTTATATTTT-TATTTGGATTATGATCAGGAATAATTGGTATATCAATAAGCTTAAT-



Figure 376. *Aleiodes alejandromasisi*, holotype.

TATTCGATTAGAACTAAGGACAGGCGGAAGAATTTTAAAAAATGAT-
 CAAATTTATAATGGAATAGTAACCTTACATGCATTTATTATAATTTTTT-
 TATAGTTATACCTATTATAATTGGAGGTTTTGGAAATTGATTAATTCCTAT-
 CATACTAGGAGCTCCTGATATAGCTTCCCTCGAATAAATAACATAA-
 GATTTTGATTATTAATCCCATCTTTAATATTTTTATTAGTAAGAG-
 GAATTATTAATATAGGGGTAGGGACAGGGTGAECTATATATCCC-
 CCATTATCCTCATTAATTGGTCATAATAGAATATCAGTTGATATAT-
 CAATTTTCTCTTTACATATAGCAGGAGCATCTTCAATTATAGGATCAAT-
 TAACTTCATTTCAACAATCTTCAATATAAAATTTAATAAAAAATTAACTA-
 GACCAAATTATATATTAGTTTGATCAGTATTAATTACAACTATTTTAT-
 TATTATATCATTACCTGTATTAGCAGGAGCTATTACAATATTATTAECT-
 GATCGTAATTTAAATACAAGTTTTTTTGATTTTTCAGGAGGAGGGGATC-
 CAATTTTATTCCAACATTTATTT.

Holotype ♀. Guanacaste, Sector Santa Rosa, Bosque San Emilio, 10.8438, -85.6138, 300 meters, 30/vii/2012, Malaise trap. Depository: CNC.

Host data. None.

Holotype voucher code. BIOUG05466-G08.

Paratypes. None.

Etymology. *Aleiodes alejandromasisi* is named in honor of Alejandro Masis' long-appreciated contributions to publicity for ACG, GDFCF, and now, BioAlfa.

***Aleiodes alessandrallyae* Sharkey, sp. nov.**

<http://zoobank.org/861E0604-CA45-4883-8A66-137965A1957D>

Figure 377

Diagnostics. BOLD:ACJ2417. Consensus barcode. AGTTTTATATTTTC-CTTTTTGGCATATGAGCAGGAATAATTGGAATATCTATAAGCT-



Figure 377. *Aleiodes alessandrallyae*, holotype.

TAATTATTCGATTAGAATTAAGAATGAGTGGGAAGAATTTTAAAAAAT-
 GATCAAATTTATAACGGTATAGTAACTTTACATGCTTTCATT-
 ATAATTTTTTTTATAGTTATACCAATTATAATTGGAGGATTTG-
 GAAATTGRTTAGTTCCTCTAATATTAGGAGCTCCTGATATAGCTTTC-
 CCACGAATAAATAATATAAGATTTTGATTATTAATTCCTTCTT-
 TAATACTTTTATTAATTAGTGGGGTAATTAATACAGGAGTAG-
 GAACTGGTTGAACAATATACCCTCCATTATCATCATTAATTGGTCAT-
 AATGGAATTTCTGTAGATATATCTATTTTTTTCATTACATCTAGCTG-
 GAGCTTCATCAATTATAGGAGCCATTAACCTTATCTCAACTATTTT-
 TAATATAAATTTAATAACAATTAATAATAGACCAAATCATACTAT-
 TAATTTGATCTATTCTAATTACCACAATTTTATTACTCTTATCTT-
 TACCTGTTCTAGCTGGAGCTATTACTATATTATTAACAGATCGAAAT-
 TTAAACACAAGATTTTTTTGACTTCACAGGAGGAGGGGATCCAATTT-
 TATTCCAACATCTTTTT.

Holotype ♀. Guanacaste, Pailas Dos, PL12-3, 10.7631, -85.3344, 820 meters, 29/v/2014, Malaise trap. Depository: CNC.

Host data. None.

Holotype voucher code. BIOUG29863-G04.

Paratypes. BIOUG07616-F05, BIOUG09740-D04, BIOUG18397-D04, BIOUG29728-B07, BIOUG29725-E09, BIOUG29836-H03, BIOUG29862-A04, BIOUG29883-H11, BIOUG29879-F03, BIOUG30963-C06. Depository: CNC.

Etymology. *Aleiodes alessandracallejae* is named in honor of Alessandra Calleja's long-appreciated contributions to publicity for ACG, GDFCE, and now, BioAlfa.

***Aleiodes alexsmithi* Sharkey, sp. nov.**

<http://zoobank.org/E7D6C858-54F0-4797-BBCB-939F707C3184>

Figure 378

Diagnosics. BOLD:AAV7512. Consensus barcode. AATTTTATACTTTTATTTG-
 GYATTTGAGCTGGAATAATTGGAATATCTATAAGTCTAATTATTCGAATA-
 GAATTAAGAACAAATAAAAGAATTCTAAATAATGAACAAATCTATAATG-
 GAATAGTAACTTTACATGCTTTTATTATAATTTTTTTTATAGTTATAC-
 CCATTATAATTGGAGGATTTGGTAATTGATTAATTCCTTTAATGCTAG-
 GAGCCCCTGATATAGCTTTCCCACGAATAAATAAYATAAGATTTT-
 GRTTATTAATTCATCTTTATTATTTTTTATTAACAAGAGGAATTAT-
 TAATTCAGGGGTAGGAACAGGATGAACAATATAYCCACCTTTATCATCAT-
 TAATTGGTCATAATGGAATATCAGTAGATATATCAATTTTTTCTTTACATT-
 TAGCAGGAGCTTCTTCAATTATAGGAGCTATTAATTTTCATCTCCAC-
 TATTTTCAATATAAATTTAAAAATAATTAATAATAGATCAATTACCTCTTCT-
 TATTTGATCTATTTAATTACAACAATTTTATTACTTTTATCTTTACCAG-
 TYTTAGCAGGAGCTATTACCATATTATTAACAGATCGAAATCTAAATAC-
 TAGATTTTTTTGATTTTTTCAGGAGGAGGAGACCCCATTTCTTTTC-
 CAACATCTTTTT.



Figure 378. *Aleiodes alexsmithi*, holotype.

Holotype ♀. Guanacaste, Sector Santa Rosa, Cuesta Canyon Tigre, 10.81703, -85.64366, 270 meters, caterpillar collection date: 20/v/2006, wasp eclosion date: 21/v/2007. Depository: CNC.

Host data. *Holochroa ochra* (Geometridae) feeding on *Combretum farinosum* (Combretaceae).

Host caterpillar and holotype wasp voucher codes. 06-SRNP-14583, DHJ-PAR0062173.

Paratypes. None.

Other material. A specimen (BCLDQ01401) collected in Chamela, Jalisco, Mexico is in the same BIN. It was not examined.

Etymology. *Aleiodes alexsmithi* is named in honor of Alex Smith's long-appreciated contributions to publicity for ACG, GDFCF, and now, BioAlfa.

***Aleiodes alfonsopescadori* Sharkey, sp. nov.**

<http://zoobank.org/6E696156-DD13-4D5B-8522-4EAB36827CE5>

Figure 379

Diagnostics. BOLD:ACR4858. Consensus barcode. AATTTTATATTTT-TATTTGGCATATGAGCAGGAATGGTTGGAGTATCAATAAGAT-TAATTATTCGTATAGAATTAAGAATAAGAGGAAGTATTTTAAAAAAT-GATCAAATTTATAATGGYATAGTTACATTACATGCTTTTATT-ATAATTTTTTTTTATAGTTATRCCTATTATAATTGGGGGATTTG-GRAATTGATTAGTTCCTTTAATATTGGGGGCTCCTGATATAGCTTTC-



Figure 379. *Aleiodes alfonsopescadori*, holotype.

CCYCGAATAAATAATATAAGATTTTGGATTGTTAATYCCTTCATTATTTT-TACTTTTAAATAGTGGAATTATTAATTTAGGTGTTGGYACAGGATGAAC-TATATAYCCTCCTTTATCTTCTTTAATTGGRCATAATGGTATATCTGTA-GATATATCAATTTTTYTCTTTACATTTAGCCGGAGCTTCTTCAATTATAG-GAGCTGTTAATTTTATTTCTACAATTTTAAATATAAAAATAATAAAAAT-TAAAATAGATCAGATTAATTTATTTATTTGATCTATTTAATTACAG-TAATTTTATTTACTTTTCATTACCTGTTTGTAGCGGGGGCTATTACTA-TATTATTAAGTATCGAAATTTAAATACAAGATTTTTTGGATTTTCTG-GAGGGGGGG.

Holotype ♀. Guanacaste, Sector Santa Rosa, Bosque San Emilio, 10.8438, -85.6138, 300 meters, 11/ii/2013, Malaise trap. Depository: CNC.

Host data. None.

Holotype voucher code. BIOUG18398-F08.

Paratypes. BIOUG17569-F04, BIOUG18290-A11, BIOUG18499-F03. Depository: CNC.

Etymology. *Aleiodes alfonsopescadori* is named in honor of Alfonso Pescador's long-appreciated contributions to publicity for ACG, GDFCF, and now, BioAlfa.

***Aleiodes alisundermieri* Sharkey, sp. nov.**

<http://zoobank.org/7FED80D6-E336-4DA1-A37D-CD78D70C5253>

Figure 380

Diagnostics. BOLD:ADB3278. Consensus barcode. ATTTTATATTTTATTTGGTATATGAGCAGGAATAATTGGRATATCTATAAGTCTAATTATTCGTATA-GAATTAAGAATAAATGGTAGAATTTTAAAAAATGATCAAATTTATAATG-GTATAGTAACTTTACATGCTTTTATTATAATTTTATTTATAGTTATAC-CAATTATAGTAGGAGGGTTTGGAAATTGACTAATTCCTTTAATATTAG-GRAGGCCTGAYATAGCTTTCCCACGAATAAATAATATAAGATTTTGGATT-ATTAATTCCTTCTTTAATACTTTTATTAATTAGAGGAATAATCAATACAG-GAGTAGGRACRGGTTGAACAATATACCCCCCATTTATCATCATTAATTGGT-CACAATGGAATTTTCAGTAGATATATCTATTTTCTCACTTCATTTAGCTG-GAGCTTCATCAATYATAGGATCTATTAATTTATTTCTACTATTTT-TAATATAAATCTTATAGGAATTTAAAATAGATCAAATTTACTATTTATTT-GATCTATTTAATTTACTACAATTTTACTATTTATTTCKTTACCAGTTCTT-GCAGGAGCAATTTACTATATTATTAACAGATCGAAATTTAAATACA.

Holotype ♀. Guanacaste Pailas Dos PL12-3, 10.7631, -85.3344, 820 meters, 23/i/2014, Malaise trap. Depository: CNC.

Host data. None.

Holotype voucher code. BIOUG29481-G05.

Paratypes. BIOUG29288-B08, BIOUG29288-A10.

Etymology. *Aleiodes alisundermieri* is named in honor of Ali Sundermier's long-appreciated contributions to publicity for ACG, GDFCF, and now, BioAlfa.



Figure 380. *Aleiodes alisundermieri*, holotype.

***Aleiodes almasolisae* Sharkey, sp. nov.**

<http://zoobank.org/58247C42-6549-4361-8B13-8B5A3B8819D6>

Figure 381

Diagnostics. BOLD:ADF6889. Consensus barcode. ATCTTATATTTTTTATTTG-GAATATGATCAGGTATAATCGGGTTAGCAATAAGGTTAATTATTCGAATA-GAATTAGGAATTAGAGGGAGAGTTTTAAAAAATGATCAAATTTATAATG-GTGTAGTAACATTGCATGCTTTTATTATAATTTTTTTTTATGGTTATACCT-ATTATAATTGGAGGGTTTGGAAATGATTAATTCCTTTAATATTAGGGGC-CCCAGATATAGCATTCCTTCGTATAAATAATATAAGGTTTTGGTTAT-TAATTCCTTCATTATTTTTACTTTTAATAAGAGGAATTATTAECTTAGGAG-TAGGAACGGGGTGAACAATATATCCTCCTTTATCTTCTTTAATTGGC-CATAATGGGATATCTGTTGATATGTCTATTTTTTCTTTACATTTAGCAG-GAATTTCTTCAATTATAGGAGCCATTAATTTTATTTCTACAATTTT-TAATATAAATTTAATAAAAAATAAAATAGATCAAATTATATTATTAGTAT-GATCAATTTTTAATTACAGTAATTTTATTATTACTTTCTTTGCCAGTTT-TAGCGGGAGCAATTACTATACTATTAECTGACCGCAAT-----.

Holotype ♀. Guanacaste, Sector Cacao, Derrumbe, 10.9292, -85.4643, 1220 meters, 04/xii/2014, Malaise trap. Depository: CNC.



Figure 381. *Aleiodes almasolisae*, holotype.

Host data. None.

Holotype voucher code. BIOUG31583-C08.

Paratypes. None.

Etymology. *Aleiodes almasolisae* is named in honor of Alma Solis' long-appreciated contributions to publicity for ACG, GDFCF, and now, BioAlfa.

***Aleiodes alvarougaldi* Sharkey, sp. nov.**

<http://zoobank.org/703815AF-2BBE-4BE9-AC05-61AB6E7470A9>

Figure 382

Diagnostics. BOLD:ABW3270. Consensus barcode. AGTTTTATATTC-CTTTTTGGTATATGAGCAGGAATAATTGGGATATCTATAAGTT-TAATTATTCGGTTAGAATTAAGAATGAGTGAAGAATTTAAAAAAT-GATCAAATTTATAACGGTATAGTAACTTTACATGCTTTCATT-ATAATTTTTTTTATAGTTATACCAATTATAATTGGAGGCTTTG-GRAATTGATTARTTCCTCTAATRTTAGGAGCTCCTGAYATAGCTTTC-CCACGAATAAACAATATAAGATTTTGATTATTAATCCCTTCTT-TAATACTTTTATTAATTAGYGGAAATAATTAACAGGTGTAGGAACTG-GMTGAACAATATAACCCYCCATTATCATCATTAAATTGGTCATAATG-GAATTTCTGTAGATATATCTATTTTTTCATTACAYCTAGCTGGAGC-



Figure 382. *Aleiodes alvarougaldei*, holotype.

CTCATCAATTATAGGAGCCATTAATTTTATTTTCAACTATTTT-
 TAATATAAATTTAATAACAATTAAAATAGACCAAATCATATTAT-
 TAATTTGGKCTATTTTAATTACCACAATTTTATTACTCTTATCTT-
 TACCTGTYCTAGCTGGAGCCATTACTATATTACTAACAGATCGAAAT-
 TTAAACACAAGATTTTTTGATTTCTCAGGAGGAGGTGAYCCAATTT-
 TATTTCCAACATCTTTTT.

Specimen ♀. Guanacaste, Sector Pailas Dos, PL12-3, 10.7631, -85.3344, 820 me-
 ters, 05/ii/2015, Malaise trap. Depository: CNC.

Host data. None.

Specimen voucher code. BIOUG44435-B10.

Paratypes. None.

Etymology. *Aleiodes alvarougaldei* is named in honor of Alvaro Ugalde's (RIP) long-appreciated contributions to publicity for ACG and GDFCE.

Note. A second specimen in the same BIN on BOLD (BIOUG01036-F12) was collected in Ontario, Canada and identified as *A. wyomingensis* Shaw & Marsh, 2006, however the holotype of *A. wyomingensis* has a bicolored stigma and differs morphologically in other ways. Although placed in the same BIN the two specimens

are not likely to be conspecific. The Canadian specimen has a similar color but is far more robust in the body and appendages than *A. alvarougaldi*.

***Aleiodes alvaroumanai* Sharkey, sp. nov.**

<http://zoobank.org/440B0CA6-F6F0-4DE0-ABF0-A2E47B7C9D97>

Figure 383

Diagnostics. BOLD:AAM1443. Consensus barcode. AATTTTATATTTTT-TATTTGGAATATGAGCTGGTATAATTGGGATATCAATAAGACTTAT-TATTCGATTAGAATTAAGAATAACGGAAGAATTTTAAAAAATGATCAAATTTATAATAGAATAGTAACTTTACACGCTTTTATTATAATTTTTT-TATAGTTATAACCAATTATAATTGGAGGATTTGGAACTGATTAATTCCTT-



Figure 383. *Aleiodes alvaroumanai*, holotype.

TAATATTAGGAGCCCCTGATATAGCTTTCCCACGTATAAATAATATAA-
GATTTTGATTATTAGTCCCTTCTTTAATACTATTATTAATTAGAGGTAT-
TATCAACACAGGGGTAGGTACTGGATGAACAATATATCCACCATTAT-
CATCCTTAATTGGCCACACCGGTATATCTGTAGATATATCTATTTTCT-
CACTACATTTAGCAGGAGCTTCATCAATTATAGGAGCAATTAATTTT-
ATTTCCACTATCTTTAATATAAACTTAATAAAAAATTAATAATAGATCAAAT-
CATACTTTTAATTTGATCTATTTTAATTACTACTATTTTATTACTAT-
TATCTTTACCTGTATTAGCAGGTGCAATTACTATATTATTAAGTATC-
GAAACTTAAATACAAGATTTTTTTGATTTTTTCAGGAGGAGGAGACC-
CAATTTTATTCCAGCATCTTTTT.

Holotype ♀. Guanacaste, Pailas Dos, PL12-6, 10.7637, -85.333, 853 meters, 17/iv/2014, Malaise trap. Depository: CNC.

Host data. None.

Holotype voucher code. BIOUG29092-H10.

Paratypes. Host = *Syngamia florella* (Crambidae): DHJPAR0038017, DHJPAR0038019.

Etymology. *Aleiodes alvaroumanai* is named in honor of Alvaro Umaña's long-appreciated contributions to publicity for ACG, GDFCF, and now, BioAlfa.

***Aleiodes angelsolisi* Sharkey, sp. nov.**

<http://zoobank.org/D101A7D2-F014-4FFE-AED9-F1C5A1BB529A>

Figure 384

Diagnostics. BOLD:AAM1722. Consensus barcode. GGTTTTATATTTTT-
TATTTGGAATTTGGGCAGGAATAGTAGGTTTATCAATAAGGTTAAT-
TATTCGGTTAGAATTAAGGGTTTGTGGAAGAATTTTGAAAATGAT-
CAAATTTATAATGGTATAGTTACTTTACATGCTTTTGTGATAATTTTTTT-
TATAGTTATACCTATTATAATTGGTGGGTTTGGAAATTGGTTAATTCCTT-
TAATATTAGGGGCCCCAGATATAGCTTTCCCTCGTATAAATAATATAA-
GATTTTGATTATTGGTGCCATCTTTTTTTTTTATTATTAATAAGAGGGT-
TAATTAATTCAGGAGTGGGGACGGGTTGAACCATATACCCCC-
CTTTATCTTTATTAATTGGTCATAGTGGTATTTTCAGTTGATATATC-
TATTTTTTCTTTACATTTAGCGGGGGCTTCTTCAATTATAGGGGCTAT-
TAATTTTATTTCAACTATTTTTAATATAAATTTAATAAAAAATTAATTA-
GATCAAATTTCTTTATTTATTTGGTCAGTTTAAATTACTACTATTTTAT-
TACTTTTATCTTTACCGGTATTAGCGGGGGCTATTACTATGTTATT-
GACTGATCGTAATTTAAATACAAGATTTTTTTGATTTTTTCAGGAGGGGG-
GATCCAATTTTGTTCAGCATTTATTT.

Holotype ♀. Guanacaste, Sector Pitilla, Charia, 10.99339, -85.40271, 530 meters, caterpillar collection date: 20/xi/2009, wasp eclosion date: 10/xii/2009. Depository: CNC.

Host data. *Nicetas* Poole11 (Erebidae) feeding on algae.



Figure 384. *Aleiodes angelsolisi*, holotype.

Host caterpillar and holotype wasp voucher codes. 09-SRNP-73747, DHJ-PAR0038456.

Paratypes. None.

Etymology. *Aleiodes angelsolisi* is named in honor of Angel Solis' long-appreciated contributions to publicity for ACG, GDFCE, and now, BioAlfa.

***Aleiodes annhowdenae* Sharkey, sp. nov.**

<http://zoobank.org/23EB1816-4364-40A4-AB01-B7A5CA7FF989>

Figure 385

Diagnostics. BOLD:AAM5664. Consensus barcode. AATTTTATATTTT-TATTTGGAATATGAKCAGGRATAATCGGTATATCGATAAGATTAAT-TATTCGCATGGAATTAAGAACTAGAGGAAGAATTTTAAAAAATGATCAAATTTATAATAGAGTAGTAACTTTACATGCTTTTATATAATTTTTTT-TATAGTAATACCTATTATAATTGGAGGATTTGGTAATTGATTAATCCAC-TAATATTAGGGGCTCCAGATATAGCTTTCCCRCGAATAAATAATATAA-GATTTTGACTTTTAATCCCATCTTTATTATTACTTCTAAACAGGGG-TATTATTAACCTCAGGGGTGGGAACAGGGTGAACAATATACCCTC-



Figure 385. *Aleiodes annhowdenae*, holotype.

CCCTTTCTTCATTAATTGGCCATAATGGAATTTTCAGTAGATATAT-CRATTTTTTCTCTTCATTTAGCGGGGGCTTCTTCAATTATAGGGGCTAT-TAATTTTATTTCTACTATTTTAAATATAAATTTATTAATAATAAAATAAAT-CAATTRACTTTACTTACTTGATCAATTTTAATTACRACAATTTTACT-TACTTTTATCTTTACCAGTTTTAGCAGGGGCAATTACAATATTACTAACA-GATCGAAATTTAAACACWRRWTTTTTTTGATTTTTCCGGAGGGGGAGAC-CCAATTTTATTTCAACACTTA.

Holotype ♀. Alajuela, Sector San Cristobal, Finca San Gabriel, 10.87766, -85.39343, 645 meters, caterpillar collection date: 23/ix/2013, wasp eclosion date: 12/x/2013. Depository: CNC.

Host data. *Eutomopepla artena* (Geometridae) feeding on *Pleuranthodendron lindenii* (Salicaceae).

Host caterpillar and holotype wasp voucher codes. 13-SRNP-4963, DHJ-PAR0053665.

Paratypes. None.

Other material. Four specimens in the same BIN (BMNHE897761, BMNHE897815, BMNHE897843, BMNHE897846) were collected in Belize. They were not examined.

Etymology. *Aleiodes annhowdenae* is named in honor of Ann Howden's long-appreciated contributions to publicity for ACG, GDFCF, and now, BioAlfa.

***Aleiodes bobandersoni* Sharkey, sp. nov.**

<http://zoobank.org/00EF9FDA-6B61-40FE-A5D7-739887E1AD8E>

Figure 386

Diagnostics. BOLD:AAA5372. Consensus barcode. AGTTTTATATTTCT-TATTTGGTATATGAGCAGGAATAATTGGTATATCAATAAGRTTAAT-TATTCGATTAGAATTAAGAACCAGAGGTAGTATCCTAAAAAAT-GATCAAATTTATAATGGAATAGTAACTTTACATGCTTTTATT-ATAATTTTTTTTATAGTTATACCAATTATAATTGGAGGATTTG-GAACTGAYTAATTCATTAATATTAGGAGCCCCTGATATAGCTTTC-CCACGAATAAATAATAAGATTTTGATTATTAATTCCTTCC-CTAATACTTTTRTTAATTAGAGGAATAATCAATACAGGAGTAGG-GACAGGATGAACTATATACCCTCCCTTATCTTCATTAATTGGT-CATAATGGAATTTTCAGTAGATATATCAATTTTTTTCATTACATT-TAGCTGGAGCCTCATCAATTATAGGRGCAGTTAATTTTATTTCTAC-TATTTTAAATATAAATTTAATAATAATTTAAATAGACCAAATTACTT-TACTAATTTGATCTATTTTAATTACTACAATCTTATTATTATTATCTT-TACCAGTTTTAGCAGGAGCAATTACTATATTATTAACAGATCGAAAT-TTAAATACAAGATTTTTTTGATTTTTTCAGGWGGAGGAGATCCAATTT-TATTTCAACATCTTTTT.



Figure 386. *Aleiodes bobandersoni*, holotype.

Holotype ♀. Alajuela, Sector San Cristobal, Rio Blanco Abajo, 10.90037, -85.37254, 500 meters, caterpillar collection date: 14/vii/2000, wasp eclosion date: 28/vii/2000. Depository: CNC.

Host data. *Malocampa piratica* (Notodontidae) feeding on *Pourouma bicolor* (Urticaceae).

Host caterpillar and holotype wasp voucher codes. 00-SRNP-11970, DHJ-PAR0062156.

Paratypes. DHJPAR0051160, DHJPAR0029043, DHJPAR0052873, DHJ-PAR0062172. Depository: CNC.

Etymology. *Aleiodes bobandersoni* is named in honor of Bob Anderson's long-appreciated contributions to publicity for ACG, GDFCF, and now, BioAlfa.

***Aleiodes carolinagodoyae* Sharkey, sp. nov.**

<http://zoobank.org/3781C54F-CA30-4BF3-A20C-6962A8F91536>

Figure 387

Diagnostics. BOLD:AAW1567. Consensus barcode. ATTCTTTATTTTT-TATTTGGAATATGAGCAGGAATAATTGGAATATCAATAAGTT-TAATTATTCGATTAGAATTAAGATTAAG---AGGTAGAATGT-TAAAAATGATCAAATTTATAATGGTATAGTAACTTTACATGCTTT-TATTATAATTTTTTTTATAGTTATACCAATTATAATTGGAGGATTCG-GAAATTGATTAATTCCTTTAATATTAGGAGCTCCTGATATAGCTTTC-CCACGAATAAATAATATAAGATTTTGAATTATTGTGCCTTCAT-




Figure 387. *Aleiodes carolinagodoyae*, holotype.

TAATACTTTTATTAATAAGAGGAATTATTAATATAGGGGTAGGAA-
CAGGATGAACTATATATCCTCCATTATCATCAACAATTGGACAT-
AGGGGATTTTCTGTAGATATATCAATTTTTTCTTTACATTTAGCAG-
GAGCATCTTCAATTATAGGAGCTATCAATTTTATTTCAACTATTTT-
TAATATAAAAATTTTAAATATAAAAATAGATCAAATTTATATTATTAATTT-
GATCTATTTTAAATTAATACTACAATTTTATTATTATTATCATTACCAGTTCTT-
GCAGGAGCAATCACTATACTATTAACAGATCGAAATTTAAATACTA-
GATTCTTTGATTTTTTCAGGAGGAGGAGACCCAA-----.

Holotype ♂. Guanacaste, Sector Pitilla, Pasmompa, 11.01926, -85.40997, 440 meters, caterpillar collection date: 26/xii/2007, wasp eclosion date: 08/i/2008. Depository: CNC.

Host data. *Pleuroprucha rudimentaria* (Geometridae) feeding on *Inga oerstediana* (Fabaceae).

Host caterpillar and holotype wasp voucher codes. 07-SRNP-34331, DHJ-PAR0023697.

Paratypes. None.

Etymology. *Aleiodes carolinagodoyae* is named in honor of Carolina Godoy's long-appreciated contributions to publicity for ACG, GDFCF, and now, BioAlfa.

***Aleiodes charlieobrieni* Sharkey, sp. nov.**

<http://zoobank.org/C874E238-E02B-4228-A8DB-1AEBFBFCF0F>

Figure 388

Diagnostics. BOLD:ACJ4200. Consensus barcode. AATTTTATATTTTT-
TATTTGGTATATGATCAGGAATAATTGGATTAGGTATAAGATTAATTATTC-
GAATAGAATTAAGTGTTACAGGTAGAATTTTAAAAAATGATCAAATTT-
TATAATGGTATGGTAACTATACATGCTTTTATTATAATTTTTTTTTATGGT-
TATGCCTATTATAATAGGGGGATTTGGTAATTGATTAGTACCTTTAAT-
ATTAGGAGCTCCTGATATAGCATTTCCTCGAATAAATAATATAAGTTTTT-
GATTATTAAT'TCCATCTTTAATTTTATTATTAAATAGAAGATTAATTAAT-
ACAGGAATAGGGACAGGTTGAACAATATATCCTCCTTTATCTTCAC-
TAATTGGACATATAGGTATATCAGTTGATATATCAATTTTTTCTTTA-
CATTTAGCAGGAGCATCTTCAATTATAGGGGCAATTAATTTTATTTCTA-
CAATTTTAAATATAAATTTAATAATAAT'AAAATAGAACAATTAAGTTTAT-
TAGTTTGATCTATTTAATTACAGCAATTTTATTATTACTTTCTTTGCCT-
GTTTTAGCTGGGGCAATTACTATACTTTTAACTGATCGAAATTTAAATA-
CAAGATTTTTTGATTTTTCTGGAGGAGGAGACCCAAATTTTATTTTCAG-
CATCTTTTT.

Holotype ♂. Alajuela, Sector Rincon Rain Forest, Jacobo, 10.94076, -85.3177, 461 meters, caterpillar collection date: 08/i/2013, wasp eclosion date: 26/i/2013. Depository: CNC.




Figure 388. *Aleiodes charlieobrieni*, holotype.

Host data. *Acrotomia mucia* (Geometridae) feeding on *Sabicea villosa* (Rubiaceae)

Host caterpillar and holotype wasp voucher codes. 13-SRNP-69051, DHJ-PAR0051316.

Paratypes. None.

Etymology. *Aleiodes charlieobrieni* is named in honor of Charlie O'Brien's (RIP) long-appreciated contributions to publicity for ACG and GDFCF.

***Aleiodes davefurthi* Sharkey, sp. nov.**

<http://zoobank.org/7131CBBA-7BB7-40F0-920F-6B2EEA9A9EBE>

Figure 389

Diagnostics. BOLD:ACB2701. Consensusbarcode. AATTTTATATTTTTTATTTG-GAATATGAGCAGGAATAATTGGAATATCAATAAGACTAATTATTCGATTAGAATTAAGAATTAGAGGTAGAATTTTAATAAATGATCAAATTTATAATGGTATAGTAACTTTACATGCCTTTATTATAATTTTCTTTATAGTTATACCAATTATAATTGGAGGTTTTGGAAATTGATTAATTCCTTTAATACTAG-



Figure 389. *Aleiodes davefurthi*, holotype.

GAGCCCCTGATATAGCTTTCCTCGAATAAATAATATAAGATTTTGATT-
 ATTAATCCCTTCTTTATTATTCCTATTAATTAGAGGAATTATTAATACTG-
 GAGTAGGAACAGGATGAACAATATATCCTCCTTTATCATCTTTAATTGGA-
 CATAATAGAATTTTCAGTAGATATRTCAATTTTTGCTTTACATTTAGCAG-
 GAGCTTCATCAATTATAGGAGCAATTAATTTTATTTCAACAATTTT-
 TAATATAAATTTAATAAAAAATTAATTTAGATCAAATTATATTATTAGTAT-
 GATCAGTATTAATTACTGCTATTCTATTATTACTTTCTTTACCTGTTT-
 TAGCAGGTGCTATTACTATATTATTAACAGATCGTAATTTAAATACAA-
 GATTTTTTGATTTCTCAGGAGGAGGAGACCCAATTTTATTTCAACATT-
 TATTT.

Holotype ♂. Guanacaste, Sector El Hacha, Estación Los Almendros, 11.03226, -85.52776, 290 meters, caterpillar collection date: 02/i/2012, wasp eclosion date: 16/i/2012. Depository: CNC.

Host data. *Herbita medona*DHJ02 (Geometridae) feeding on *Hirtella racemosa* (Chrysobalanaceae).

Host caterpillar and holotype wasp voucher codes. 12-SRNP-20033, DHJ-PAR0049349.

Paratypes. None.

Etymology. *Aleiodes davefurthi* is named in honor of Dave Furth's long-appreciated contributions to publicity for ACG, GDFCF, and now, BioAlfa.

***Aleiodes donwhiteheadi* Sharkey, sp. nov.**

<http://zoobank.org/C16B91F7-89CD-46C5-AF71-59EE8A632053>

Figure 390

Diagnostics. BOLD:AAA5378. Consensus barcode. TATTTTATATTTT-TATTTGGAATATGATCAGGGATAATTGGTTTATCAATAAGATTAAT-TATTCGTTTAGAATTAAGAACTTCTGGCAGAGTCTTAAAAAATGATCAAATTTATAATGGTATAGTTACATTACATGCATTTATTATAATTTT-TATAGTTATACCTGTAATATTGGGAGGATTTGGAAATTGGTTAGTTCCTTTAATATTAGGAGCTCCTGATATAGCTTTCCCACGAATAAATAATATAAGATTTTGGTTATTAATTCCTTCTTTAATTTTACTTTTAATAAGAG-



Figure 390. *Aleiodes donwhiteheadi*, holotype.

GAGTAATAAATTCAGGTGTAGGAACAGGTTGAACTATGTATCCAC-
 CTTTATCATCATTAATTGGTCATAGAGGATTTTCTGTTGATATATC-
 TATTTTTTCTTTACATTTAGCTGGTGCATCTTCAATTATAGGATCAAT-
 TAATTTTATTTCAACAATTTTAAATATAAATTTAATAAAAAATTAAGATA-
 GATCAGATTTCAATTATTTATTTGATCAATTTAATTACAACAATTTTAT-
 TACTTCTTTCTTTACCAGTTTTAGCTGGAGCAATTACAATACTTTTAA-
 CAGATCGGAATTTAAATACAAGATTTTTTGATTTTTTCAGGAGGAGGG-
 GACCCAATTTATTCCAGCATCTTTTT.

Holotype ♀. Guanacaste, Sector Pitilla, Estación Quica, 10.99697, -85.39666, 470 meters, caterpillar collection date: 03/xi/2010, wasp eclosion date: 08/xi/2010. Depository: CNC.

Host data. *Calodesma maculifrons* (Erebidae) feeding on unidentified plant.

Host caterpillar and holotype wasp voucher codes. 10-SRNP-73227, DHJ-PAR0042076.

Paratype. DHJPAR0029061. Depository: CNC.

Etymology. *Aleiodes donwhiteheadi* is named in honor of Don Whitehead's (RIP) long-appreciated contributions to publicity for ACG and GDFCF.

***Aleiodes doylemckeyi* Sharkey, sp. nov.**

<http://zoobank.org/2D8A3691-BA30-4A5D-9111-68F009EDFBC9>

Figure 391

Diagnostics. BOLD:AAH8920. Consensus barcode. ATTTTGTATTT-
 TATTTTTGGGATGTGATCGGGGATAATTGGGATATCAATAAGGTTAAT-
 TATTCGATTAGAGTTAGGAGTTTGTGGGAGGGTTTTGGGGAATGAT-
 CAAATTTATAATGGGGTGGTAACTTTACATGCTTTTGTAATAATTTTTTT-
 TATAGTTATACCTATTATAATTGGGGGGTTTGAAATGATTAATTC-
 CTTTAATGTTAGGGTCCCCTGATATAGCTTTCCCTCGTATAAATAATAT-
 GAGGTTTTGGTTATTAGGACCTTCTTTATTATTTTTATTGATTA-
 GGGGGTTAGTTAATAGAGGGGTAGGTACAGGGTGAACATATATCCTC-
 CCTTGTCTTTGGTATTAGGACATAGGGGGATATCTGTTGATATTTTC-
 TATTTTTTCATTACATTTAGCAGGGGTATCTTCTATTATGGGGGCTG-
 TAAATTTTATTACTACTGTATTGAATATGAGTTTGTTTATAATAAAATG-
 GATCAAATATATTTGTTTGGTCTGTAGTTATTACTGCTATATAT-
 TATTGTTATCTTTACCAGTTTTAGCGGGGGCTATTACTATATATTGACT-
 GACCGA-----.

Holotype ♀. Guanacaste, Pailas Dos, PL12-9, 10.76, -85.3341, 809 meters, 16/i/2014, forest, Malaise trap. Depository: CNC.

Host data. None.

Holotype voucher code. BIOUG28676-D10.

Paratypes. None.



Figure 391. *Aleiodes doylemckeyi*, holotype.

Etymology. *Aleiodes doylemckeyi* is named in honor of Doyle McKey's long-appreciated contributions to publicity for ACG, GDFCF, and now, BioAlfa.

***Aleiodes frankhovorei* Sharkey, sp. nov.**

<http://zoobank.org/66412467-FF24-434C-AA1C-314110977837>

Figure 392

Diagnostics. BOLD:AAM5640. Consensus barcode. AATTTTATATTTT-TATTTGGAATATGAGCAGGAATAATTGGTATATCAATAAGATTAAT-TATTCGCCTAGAATTAAGAACAGGAGGGAGAATTTTAAAAAATGATCAAATCTACAATGGAATAGTAACATTACATGCTTTTATTATAATTTTTTT-TATAGTTATACCAATTATAATTGGAGGATTTGGTAATTGATTAATTCCTT-TAATATTAGGAGCCCCTGATATAGCTTTCCCACGAATAAATAATATAA-GATTTTGACTATTAATTCCTTCTCTAATACTTTTATTAATTAGAG-GAATTATTAATACAGGGGTAGGTACAGGATGAACAATATATCCTC-CCTTTATCATCATTAAATTGGTCATAATGGTATTTTCAGTAGATATGTC-TATTTTTTCGTTACATCTTGCTGGAGCCTCTTCAATTATAGGGGCAAT-



Figure 392. *Aleiodes frankhovorei*, holotype.

TAATTTTATTTCCACTATTTTAAATATAAATCTTTTAAGAAT-
TAAAATAGATCAAATTATATTATTAATTTGATCTATTTTAATTAC-
CACAATTTTATTATTATTATCCCTTCCAGTTCTTGCAGGGGCAAT-
TACAATATTATTAACAGATCGAAATTTAAATACTAGATTTTTT-
GAT-----.

Holotype ♀. Guanacaste, Sector Cacao, Estación Cacao, 10.92691, -85.46822, 1150 meters, caterpillar collection date: 13/vi/2009, wasp eclosion date: 26/vi/2009. Depository: CNC.

Host data. *Sabulodes arge* (Geometridae) feeding on *Nectandra salicifolia* (flowers) (Lauraceae).

Host caterpillar and holotype wasp voucher codes. 09-SRNP-36313, DHJ-PAR0040077.

Paratype. DHJPAR0040076 Depository: CNC.

Etymology. *Aleiodes frankhovori* is named in honor of Frank Hovore's (RIP) long-appreciated contributions to publicity for ACG and GDFCF.

***Aleiodes henrybowdeni* Sharkey, sp. nov.**

<http://zoobank.org/0E27348B-52F6-40C6-8992-6447066B7B8E>

Figure 393

Diagnostics. BOLD:ABX5209. Consensus barcode. AATTTTATATTTT-TATTTGGAATATGAGCAGGAATAATTGGTATATCAATAAGATTAAT-TATTCGCCCTAGAATTAAGAACAGGAGGGAGAATTTTAAAAAATGATCAAATCTACAATGGAATAGTAACATTACATGCTTTTATTATAATTTT-TATAGTTATACCAATTATAATTGGAGGATTTGGTAATTGATTAATTCCTT-TAATATTAGGAGCCCCTGATATAGCTTTCCCACGAATAAATAATATAAGATTTTGACTATTAATTCCTTCTCTAATACTTTTATTAATTAGAGGAAT-TATTAATACAGGGGTAGGTACAGGATGAACAATATATCCTCCTTTATCAT-CATTAATTGGTCATAATGGTATTTTCAGTAGATATGTCTATTTTTCGT-TACATCTTGCTGGAGCCTCTTCAATTATAGGGGCAATTAATTTATTTCCACTATTTTAAATATAAATCTTTTAAGAATTAATAAGATCAAATTAT-ATTATTAATTTGATCTATTTAATTACCACAATTTTATTATTATTATCC-CTTCCAGTTCTTGCAGGGGCAATTACAATATTATTAACAGATCGAAAT-TTAAATACTAGATTTTGTGAT-----.

Holotype ♀. Guanacaste, Sector Mundo Nuevo, Estación La Perla, 10.76737, -85.43313, 325 meters, caterpillar collection date: 27/v/2011, wasp eclosion date: 09/vi/2011. Depository: CNC.

Host data. *Anticarsia gemmatalis* (Erebidae) feeding on *Centrosema sagittatum* (Fabaceae).



Figure 393. *Aleiodes henrybowdeni*, holotype.

Host caterpillar and holotype wasp voucher codes. 11-SRNP-55519, DHJ-PAR0045467.

Paratypes. DHJPAR0052871, *Benisodes* Poole02. DHJPAR0063146, BI-OUG30149-A08. Depository: CNC.

Other material. A specimen from Belize (NHM749233) and another from Cuba (BCLDQ0693) are in the same BIN. They were not examined.

Etymology. *Aleiodes henrybowdeni* is named in honor of Henry Howden's (RIP) long-appreciated contributions to publicity for ACG and GDFCF.

***Aleiodes johnchemsaki* Sharkey, sp. nov.**

<http://zoobank.org/BF91388F-370D-4C89-B9B4-D4E37F4B333A>

Figure 394

Diagnostics. BOLD:ABX5740. Consensus barcode. AGTACTTTACTTTA-TATTTGGAATATGATCAGGAATAATTGGTTTATCAATAAGATTAATTATTC-



Figure 394. *Aleiodes johnchemsaki*, holotype.

GATTAGAATTAAGATCAACATTAAGAATTTTAAAAAATGATCAAATTTA-
 TAATGGTATAGTAACTTTACATGCTTTTATTATAATTTTTTTTATAGT-
 TATACCAATTATAATTGGAGGGTTTGAAATTGATTAATTCCCCTAAT-
 ATTAGGAGCACCTGATATAGCTTTCCCACGAATAAATAATATAAGATTTT-
 GACTTCTAATTCCATCTTTAATACTTTTATTAAGTAGAGGAATTATTAAT-
 ACAGGAGTGGGGACAGGGTGAACAATATATCCTCCATATCATCAT-
 TAATTGGTCATAATGGAATATCAGTAGATATATCTATTTTTTCATTACATT-
 TAGCAGGGGCCTCATCAATCATAGGAGCTATTAATTTTATTTCCAC-
 TATCTTTAATATAAATTTATTAATAATTAAATTAGATCAAATTACATTAT-
 TAATTTGATCTATTTAATTACTACAATTTTACTATTACTATCCCTACCAG-
 TACTTGCAGGAGCTATTACTATATTTAACAGACCGAAATTTAAATACTA-
 GATTTTTTGATTTT-----.

Holotype ♀. Guanacaste, Sector Pitilla, Ingas, 11.00311, -85.42041, 580 meters, caterpillar collection date: 20/vi/2011, wasp eclosion date: 04/vii/2011. Depository: CNC.

Host data. *Nemoria anae* (Geometridae) feeding on *Sabicea panamensis* (Rubiaceae).

Host caterpillar and holotype wasp voucher codes. 11-SRNP-31717, DHJ-PAR0045345.

Paratypes. None.

Etymology. *Aleiodes johnchemsaki* is named in honor of John Chemsak's (RIP) long-appreciated contributions to publicity for ACG and GDFCE.

***Aleiodes johnkingsolveri* Sharkey, sp. nov.**

<http://zoobank.org/0A6DE3A1-470F-4C54-B3C2-31A127959D4B>

Figure 395

Diagnostics. BOLD:AAT8850. Consensus barcode. TGTACTTTATTTTCAT-
 ATTTGGAATATGATCAGGAATAATGGAATATCAATAAGTTTAAATTATTC-
 GATTAGAATTAAGATCAACTATAAGAATTTTAAAAAATGATCAAATTT-
 TATAATGGTATAGTAAACAATACATGCTTTTATTATAATTTTTTTTATAG-
 TAATACCAATTATAATTGGAGGATTTGGAAATTGATTAATTCCCTTTAAT-
 GCTAGGAGCTCCTGATATAGCTTTCCCACGAATAAATAATATAAGATTTT-
 GACTTCTAATCCCCTCTTTAATACTTTTATTAAGTAGAGGTATTAT-
 TAATTCAGGAGTAGGAACAGGATGAACAATATACCCCCCATTATCCTC-
 CTTAATTGGTCATAATGGTATATCAGTAGATATATCTATTTTTTTCATTA-
 CATTTAGCAGGTGCTTCATCAATTATAGGGTCTATCAATTTTATTTCAAC-
 TATTTTTTAATATAAATTTATTAATAATTAAATAGATCAAATTACAT-
 TACTAATTTGATCTATTTAATTACCACAATTTTATTATTACTATCTT-
 TACCAGTTCTCGCAGGGGCCATTACTATATTTAACAGATCGAAAT-
 TAAATACTAGTTTCTTTGACTTTTCCGGAGGAGGAGACCCAATTT-
 TATTTCAACATCTTTTT.

Holotype ♀. Guanacaste, Sector Cacao, Sendero a Maritza, 1 km NW Estación Cacao, 10.92691, -85.46822, 1150 meters, caterpillar collection date: 17/v/2010, wasp eclosion date: 10/vi/2010. Depository: CNC.



Figure 395. *Aleiodes johnkingsolveri*, holotype.

Host data. *Chloropteryx* BioLep266 (Geometridae) feeding on *Gouania lupuloides* (Rhamnaceae).

Host caterpillar and holotype wasp voucher codes. 10-SRNP-35211, DHJ-PAR0040450.

Paratypes. None.

Etymology. *Aleiodes johnkingsolveri* is named in honor of John Kingsolver's (RIP) long-appreciated contributions to publicity for ACG and GDFCF.

***Aleiodes gonodontovor* Shaw & Shimbori, 2020**

Figure 396

Diagnostics. BOLD:ACK7827. Consensus barcode. AATTTTATATTTT-TATTTGGTATATGATCTGGAATGRTTGGRTTATCTATAAGTTTAAAT-TATTCGRTTAGAATTAAGAACTAYTGGAAGAATCTTAAAAAATGAT-CAAATTTATAATGGTATAGTTACTCTTCATGCTTTTATATAATTTTTT-TATAGTTATACCTATTGTTTTAGGAGGATTYGGTAATTGATTAATTCCTT-



Figure 396. *Aleiodes gonodontovorus* Shaw & Shimbori.

TAATATTAGGMGCCCCAGATATAGCTTTCCTCGTATAAATAATATAA-
GGTTTTGRTTATTAATCCATCATTATTATCTTATTRATAAGAG-
GWRTTGTTAATACAGGYGTGGGRACAGGRTGRACAATTTAYCCVC-
CTTTRTCTTCATTAATTGGTCATAGAGGAATTTCTATAGATATAT-
CAATTTTTTCTTTACATTTTRGCAGGRGCTTCTTCAATTATAGGAGCT-
ATTAATTTTATTTCAACAATTTTAAATATAAATTTAAATCAAATTAAT-
TRGATCAAATATCTTTATTTATTTGATCTGTATTAATTACAGCATT-
TATTACTTTTAGCTTTACCAGTTTTGGCAGGRGCTATTACYAT-
ACTTTTAACTGATCGAAATTTAAATACTAGATTTTTTGATTTTTYKGR-
RGGGGGGGATCCAATTTTATTYCACGCATCTTTTT.

Imaged specimen ♀. Guanacaste, Sector Mundo Nuevo, Vado Miramonte, 10.77175, -85.43400, 305 meters, caterpillar collection date: 12/vii/2012, wasp eclosion date: 23/vii/2012. Depository: CNC.

Host data. *Gonodonta incurva* (Erebidae) feeding on *Piper umbellatum* (Piperaceae).

Host caterpillar and imaged wasp voucher codes. 12-SRNP-55790, DHJPAR0049948.

Paratypes. Hosts = *Gonodonta incurva*, *Gonodonta fulvangula*, *Gonodonta correcta*, *Gonodonta immacula*, *Gonodonta uxor*, *Gonodonta bidens*, *Gonodonta pyrgo*, *Gonodonta nitidimacula*. DHJPAR0016434, DHJPAR0021153, DHJPAR0016919, DHJPAR0016925, DHJPAR0009351, DHJPAR0029041, DHJPAR0028026,

DHJPAR0028027, DHJPAR0042799, DHJPAR0045387, DHJPAR0048706, DHJPAR0048707, DHJPAR0048708, DHJPAR0049663, DHJPAR0049664, DHJPAR0052874, DHJPAR0021154, DHJPAR0021156, DHJPAR0029068, DHJPAR0021131, DHJPAR0029065, DHJPAR0028025, DHJPAR0028034, DHJPAR0028035, DHJPAR0028029, DHJPAR0028028, DHJPAR0030593, DHJPAR0030599, DHJPAR0049662, DHJPAR0021155, DHJPAR0009352, DHJPAR0021181, DHJPAR0029042, DHJPAR0029063, DHJPAR0029062, DHJPAR0045056, DHJPAR0048702, DHJPAR0048709, DHJPAR0048710, DHJPAR0051310, DHJPAR0029049. Depository: CNC.

Note. Two specimens (BCLDQ0956, BCLDQ0714) from French Guiana are in the same BIN but were not examined.

Aleiodes manuelzumbadoi Sharkey, sp. nov.

<http://zoobank.org/B5C0E0F1-CE88-4198-966F-E5F48FEB5E14>

Figure 397

Diagnosics. BOLD:ACL0293. Consensus barcode. AGTTTTATATTTTCCTATTTGGAATATGAGCAGGAATAATTGGGATATCTATAAGATTAATTATTCGATTAGAGTTAAGAGTAAGTGGAAGAATTTTAAAAAATGATCAAATTTATAATG-



Figure 397. *Aleiodes manuelzumbadoi*, holotype.

GTATAGTAACTTTACATGCTTTCATTATAATTTTTTTCATAGTTATAC-
 CAATTATAATTGGGGGGTGGAAATTGATTAATTCCTTTAATATTAG-
 GAGCCCCTGATATAGCTTCCCCCGAATAAATAATATAAGATTCTGAT-
 TATTAATTCCTCTTTAATACTTTTATTAATTAGAGGAGTAATTAATA-
 CAGGGGTAGGTACTGGCTGGACAATATACCCCCATTATCTTCAC-
 TAATTGGTCATAATGGAATTTCTGTAGATATATCTATTTTTTCATTA-
 CATCTAGCTGGAGCCTCATCAATTATAGGAGCAATTAACTTTATTTCAAC-
 TATTTTTAATATAAACCTAATAACAATTAATAATAGACCAAATTATACTAC-
 TAATTTGGTCTATTTAATTACCACAATTTTACTACTTTTATCCCTGCC-
 CGTTCTAGCTGGAGCTATTACTATATTATTAACAGATCGAAATTTAAAT-
 ACAAGATTTTTTGATTTTTTCAGGAGGAGGAGACCCAATTTTATTC-
 CAACATCTTTTT.

Holotype ♀. Guanacaste, Sector Santa Rosa, Bosque San Emilio, 10.8438, -85.6138, 300 meters, 07/i/2013, Malaise trap. Depository: CNC.

Host data. None.

Holotype voucher code. BIOUG09827-B10.

Paratypes. BIOUG09442-A12, BIOUG09739-H01, BIOUG17569-D12, BIOUG17575-B03, BIOUG17575-B06, BIOUG17616-A02, BIOUG28821-H03. Depository: CNC.

Etymology. *Aleiodes manuelzumbadoi* is named in honor of Manuel Zumbado's long-appreciated contributions to publicity for ACG, GDFCF, and now, BioAlfa.

***Aleiodes mayrabonillae* Sharkey, sp. nov.**

<http://zoobank.org/98EDD166-B03F-4A7F-AA9C-F1E56B472BA6>

Figure 398

Diagnosics. BOLD:AAD7873. Consensus barcode. TGTATTRTATTTTT-
 TATTTGGTATATGAGCAGGTATAATTGGKTTATCAATAAGGT-
 TAATTGTTTCGGTTAGAGYTAGGTGTTTGTGGGAGAGTATTAG-
 GCAATGATCAAATTTATAATGGTATAGTTACTTTGCATGCTTTTTATT-
 ATAATTTTTTTTATGGTTATGCCTATTATAATTGGTGGGTTTGGGAATT-
 GATTAATTCCTTTAATATTAGGGGCTCCTGATATAGCTTCCCTC-
 GAATAAATAATAAGTTTTTGGCTATTATTACCTTCAATTTATTACTAT-
 TATTAAGGGGTATTATTAATGTAGGGGTAGGTACTGGTTGAACAGTT-
 TAYCCTCCTTTATCTTCATTAATTGGRCATAGTGGTATATCTGTTGATT-
 TATCTATTTTTTCTTTACATTTAGCTGGTGTTTCTTCTATTATAGGGGC-
 TATTAATTTTATTACAACCTATTTTTAATATAAATTTATTTATAATTAATA-
 GATCAAATTATAATTATTTGTTTGATCTGTATTAATTACCGCTTTTTTAC-
 TTTTATTATCTTTACCTGTTTTAGCTGGTGCTATTACTATATATTAACT-
 GATCGTAATTTAAATACTACATTTTTTGATTTTTTCGGGGGGGGGAGACC-
 CTATTTTATTTCAACATTTATTT.



Figure 398. *Aleiodes mayrabonillae*, holotype.

Holotype ♂. Guanacaste, Sector Cacao, Sendero Circular, 10.92714, -85.46683, 1185 meters, caterpillar collection date: 12/ix/2012, wasp eclosion date: 18/x/2012. Depository: CNC.

Host data. *Acrotomia mucia* (Geometridae) feeding on *Coussarea austin-smithii* (Rubiaceae).

Host caterpillar and holotype wasp voucher codes. 12-SRNP-35331, DHJPAR0051376.

Paratypes. Host: same caterpillar species as holotype and same host as holotype but on *Psychotria elata* (Rubiaceae): DHJPAR0055814, DHJPAR0057810, DHJPAR0051676, DHJPAR0055814, DHJPAR0062993. Depository: CNC.

Etymology. *Aleiodes mayrabonillae* is named in honor of Mayra Bonilla's long-appreciated contributions to publicity for ACG, GDFCF, and now, BioAlfa.

***Aleiodes michelledsouzae* Sharkey, sp. nov.**

<http://zoobank.org/902948EF-A59F-4159-9A86-A5DA58D53C1B>

Figure 399

Diagnostics. BOLD:ABA7287. Consensus barcode. GAGCAGGTATAATTGGGATATCAATAAGATTAATTATTTCGAATAGAATTAAGGACAAGAGG-




Figure 399. *Aleiodes michelledsouzae*, holotype.

GAGAATCTTAAAAAATGACCAAATTTATAATGGTATAGTAACTTTA-CATGCTTTCATTATAATTTTTTTTATAGTTATAACCAATTATAATTG-GAGGGTTTCGAAATTGATTAATCCCTTAATATTAGGGGCTC-CTGATATAGCATTCCCTCGAATAAATAATATAAGATTTTGATTAT-TAATTCATCTTTATTATTTTTATTATAAAGAGGTGTTATTAATA-CAGGTGTTGGAACAGGATGAACCATATACCCCCCTTTATCATCCT-TAATTGGGCATAATAGAATCTCAGTTGATATATCAATTTTTTCTT-TACATTTAGCAGGAGCTTCTTCTATTATAGGGGCAATTAATTT-TATTTCAACAATTTTCAATATAAATTTAATAAAAATTAAATTAGAC-CAAATTTCAATTATTAGTCTGATCAATTTAATTACTACTATTTATTATT-GTTATCTTTACCTGTACTAGCAGGGGCAATCACTATATTATTAAGTAC-CGTAACCTAAATACAAGATTTTTTGATTTTTTCGGGGGGGGGGGACC-CAATTTTA-----.

Holotype ♀. Guanacaste, Pitilla, Sendero Orosilito, 10.98332, -85.43623, 900 meters, caterpillar collection date: 25/v/2011, wasp eclosion date: 28/v/2011. Depository: CNC.

Host data. *Yidalpta auragalis*DHJ01 (Erebidae) feeding on *Securidaca sylvestris* (Polygalaceae).

Host caterpillar and holotype wasp voucher codes. 11-SRNP-31492, DHJ-PAR0042782.

Paratypes. None.

Etymology. *Aleiodes michelledsouzae* is named in honor of Michelle D'souza's long-appreciated contributions to publicity for ACG, GDFCF, and now, BioAlfa.

***Aleiodes mikeiviei* Sharkey, sp. nov.**

<http://zoobank.org/8781E88B-CC9F-46AB-A12D-757917CF1418>

Figure 400

Diagnostics. BOLD:ACS9594. Consensus barcode. AGTTT¹TATATTT¹TAT-GTTTGGGATATGAGCTGGTATGATTGGGCTATCAATAAGATTAATTATTC-



Figure 400. *Aleiodes mikeiviei*, holotype.

GATTAGAATTAAGAATTAG---AGGGAGAATTTTAAAGAATGATCAAATTTATAATGGTATAGTTACATTACATGCTTTTGTAAATAATTTTTTTTATAGTTATACCTATTATAATTGGAGGGTTTGGAAATTGATTTGGTACCATTAATATTAGGGGCCCTGATATAGCTTTTCCACGAATGAATAATATAAGGTTTTGATTATTAATTCATCTTTTTTTTTTATTATTAATTAGGGGGGTATTAATGCAGGAGTTGGGACTGGATGGACAATGTATCCTCCTTTATCTTTATTAATTTGGTCATAATGGTATTTTCAGTTGATATATCTATTTTTTCTTTACATTTAGCTGGGGCTTCTTCAATTATAGGGGGCTATTAATTTTATCACTACAATTTTTAATAATAAAGTTAAAAGGGATTAAGTTAGATCAAATTTCTTTATTAATTTGATCTATTTAATTTACTACAATTTTGTATTACTTTTCATTACCTGTTTTAGCTGGTGCTATTACTATATTATTGACTGATCGTAATTTAAATAC TAGATTTTTTGATTTTTTCAGGGGGAGGAGACCCAG-----.

Holotype ♀. Guanacaste, Sector Pitilla, Bullas, 10.98670, -85.38503, 440 meters, caterpillar collection date: 31/vii/2014, wasp eclosion date: 24/viii/2014. Depository: CNC.

Host data. arctJanzen01 Janzen71434 (Erebidae) feeding on algae.

Host caterpillar and holotype wasp voucher codes. 14-SRNP-71445, DHJ-PAR0056334.

Paratypes. None.

Etymology. *Aleiodes mikeiviei* is named in honor of Mike Ivie’s long-appreciated contributions to publicity for ACG, GDFCE, and now, BioAlfa.

***Aleiodes normwoodleyi* Sharkey, sp. nov.**

<http://zoobank.org/693E56DD-896D-4024-A9CA-15FE13027ABD>

Figure 401

Diagnostics. BOLD:AAJ4076. Consensus barcode. AGTTTTTATACTTTTTTATTTGGAATATGAGCAGGAATAATTGGCTTATCAATAAGCCTAATTATTCGATTAGAATTAAGAATAAGAGGAAGTATTCTTAAAAATGATCAAATTTATAATGTATAGTAACTTTACATGCTTTTGTATAATTTTTTTTATAGTTATACCAATTATAATTGGGGGGTTTGGAAATTGATTAATTCATTAATGTTAGGAGCCCCTGATATAGCTTTCCCCCGCATAAATAATATAAGATTTTGATTATTAATTCCTCCTTTAATACTTCTATTAATTAGAGGATTAATTAATACAGGAGTAGGGACAGGATGAACTATATACCCCCCATTATCATCATTAATTTGGCCATAATGGAATTTGTGTAGATATATCAAATTTTTTCATTACATTTAGCTGGAGCCTCATCAATTATAGGAGCAATTAATTTTATTTCACCTATTTTTAATAATAAACTTAATAACTATTAAAATAGATCAAATTACATTATTAATTTGCTATTTTAAATTTACTACAATTTTATTATTATTATCTTTACCAGTTTAGCAGGGGCAATTACTATACTATTAACAGATCGAAATTTAAATACAAGATTTTTG-----.

The similar *Aleiodes leptocarina* Fortier, 2000 was reared in Costa Rica and is also a gregarious species. Its host is unknown and described simply as a “large caterpillar.” The two species differ in numerous ways: one of the most obvious is that the antenna of *A. leptocarina* are “honey yellow” differing from the melanic antenna of *A. normwoodleyi*.



Figure 401 *Aleiodes normwoodleyi*, holotype.

Holotype ♀. Alajuela, Sector San Cristobal, Finca San Gabriel, 10.87766, -85.39343, 645 meters, caterpillar collection date: 3/xii/2008, wasp eclosion date: 19/xii/2008. Depository: CNC.

Host data. *Dysschema viuda* (Erebidae) feeding on *Zanthoxylum riedelianum* (Rutaceae). Gregarious parasitoid with 80 specimens emerging.

Host caterpillar and holotype wasp voucher codes. 08-SRNP-6195, DHJ-PAR0030719.

Paratypes. None.

Etymology. *Aleiodes normwoodleyi* is named in honor of Norm Woodley's long-appreciated contributions to publicity for ACG, GDFCF, and now, BioAlfa.

Note. This is the fourth species of *Aleiodes* known to be gregarious (Fortier 2000).

***Aleiodes inga* Shimbori & Shaw, 2020**

Figure 402

Diagnostics. BOLD:AAA5377. Consensus barcode. ATTTTATATTTT-TATTTGGGATATGATCTGGAATAATCGGTTTATCAATAAGAT-TAATTATTCGTTTAGAATTAAGATCAACTGGGAGAGTTTTAAA-GAATGATCAGATTTATAATGGAATAGTTACATTACATGCATTTAT-TATAATTTTTTTTATAGTTATACCTGTAATACTAGGAGGATTTG-GAAATTGATTAATTCCATTAATATTAGGAGCCCCTGATATAGCTTTC-CCACGAATAAATAATATAAGATTTTGATTATTAATTCATCTT-



Figure 402. *Aleiodes inga* Shimbori & Shaw.

TATTTTTACTTTTTAATAAGAGGTGTAATAAATTCAGGTGTAG-
 GAACTGGATGAACTATATACCCTCCTTTATCTTCATTAATTGGT-
 CATAGAGGATTTTCTATTGATATATCTATTTTTTTCTTTACATTTG-
 GCTGGAATTTCTTCAATTATGGGGTCAATTAATTTTATTTCTAC-
 TATTTTTAATATAAATTTAATGAAAATTAAGATAGATCAAATCTCTT-
 TATTTATTTGATCAGTTTTAATTACTACTATTTTGTACTTCTTTCTT-
 TACCAGTTTTAGCTGGGGCAATTACTATATTAATACTGATCGAAAT-
 TAAATACAAGATTTTTTTGATTTTTTCTGGAGGAGGAGATCCAATTT-
 TATTTCAACATCTTTTT.

Imaged specimen ♀. Alajuela, Sector Brasilia, Piedrona, 11.016, -85.359, 340 meters, caterpillar collection date: 21/ix/2010, wasp eclosion date: 30/ix/2010. Depository: CNC.

Host data. *Letis mycerina* (Erebidae) feeding on *Inga oerstediana* (Fabaceae).

Host caterpillar and imaged wasp voucher codes. 10-SRNP-65094, DHJ-PAR0041207.

Paratypes. None.

***Aleiodes pammitchellae* Sharkey, sp. nov.**

<http://zoobank.org/D1E24ECC-5D86-4846-8DB4-494373589BEA>

Figure 403

Diagnostics. BOLD:AAD7872. Consensus barcode. GGTAT-
 TRTATTTTTTRTTGGTATGTGATCAGGGATGGTTGGGATRTCAATAA-
 GGTTAATTATTCGGTTAGAATTGGGAGTTTGTGGGAGAGTTTTAG-
 GTAATGATCAAATTTATAATGGTATGGTTACTTTACATGCTTTTATT-
 ATAATTTTTTTTATAGTAATACCTATTATAATTGGAGGTTTTGGAAAT-
 GATTAATTCCTTTAATATTAGGATCYCCGGATATAGCTTTCCCTCG-
 TATGAATAATATGAGATTTTGAYTATTAATTCCTTCAATTTTATTATTRT-
 TAATGAGAGGTGTTGTTAATGTTGGTGTAGGTACTGGGTGAACTATT-
 TAYCCACCTTTATCTTCATTATTAGGTCATGGGGGGATATCTGTAGATTT-
 GTCATTTTTTCTATTCATTTAGCTGGGGCTTCTTTCGATTATAGGAGC-
 TATTAATTTTATTACTACAATTTTAATATAAATTTATTTATAATTTAAATA-
 GATCAAATATATTATTTGTTTGATCTGTATTAATTACAGCTTTTTTAT-
 TATTATATCTTTACCAGTTTTAGCTGGGGYAATTACAATATATTAACA-
 GATCGTAATATAAATACTACTTTTTTTGATTTYCTGGAGGGGGYGATC-
 CTATTTTATTTCAACACTTATTT.

Holotype ♀. Guanacaste, Sector Santa Rosa, Vado Poza Salada, 10.79796, -85.64984, 8 meters, caterpillar collection date: 25/v/2006, wasp eclosion date: 24/v/2007. Depository: CNC.

Host data. *Toxonprucha excavata* (Erebidae) feeding on *Vachellia riparia* (Fabaceae).

Host caterpillar and holotype wasp voucher codes. 06-SRNP-15047, DHJ-PAR0062177.



Figure 403. *Aleiodes pammitchellae*, holotype.

Paratypes. DHJPAR0062411, DHJPAR0062410 light trapped. Depository: CNC.

Etymology. *Aleiodes pammitchellae* is named in honor of Pam Mitchell's (RIP) long-appreciated contributions to publicity for ACG and GDFCE.

***Aleiodes pauljohnsoni* Sharkey, sp. nov.**

<http://zoobank.org/0B5E52A6-0306-4DC2-809B-32EA82873EBA>

Figure 404

Diagnostics. BOLD:ACM2562. Consensus barcode. AATATTATATTTTT-TATTTGGAATATGAGCAGGAATAGTGGGTTCATCAATAAGATTAAT-TATTCGATTAGAATTAAGAACAAATGGGAGAATTTTAAAAAATGATCAAATTTATAATGGAATAGTAACATTACACGCTTTCATTATAATTTTTTT-TATAGTTATACCAATTATAATTGGAGGATTCGGAAATTGATTAATTCATTAATATTAGGGGCTCCTGACATAGCATTCCCACGAATAAATAATATAAGATTTTGATTATTAATCCCTTCTTTAATACTTTTATTAATTAGAGG-GATAATTAATACAGGTGTTGGAAGTGGATGAACAATATACCCC-



Figure 404. *Aleiodes pauljohnsoni*, holotype.

CATTATCATCATTAAATCGGACACAATGGTCTTTTCAGTAGATATATC-
TATTTTTTCTTTACATTTAGCAGGGGCATCATCTATTATAGGAGCAAT-
TAATTTTATTTCAACTATTTTAAATATAAACTTAATAAAAAATAAAATAGAT-
CAAATTATATTATTAATTTGATCTATTTAATTACTACAATTTTATTATT-
ATTATCATTACCAGTTTTAGCAGGAGCTATTACCATATTATTAACAGAC-
CGAAATTTAAATACAAGATTTTTTGGATTTCTCAGGAGGGGGAGACC-
CAATTTTATTCCAACACCTTTTT.

Holotype ♀. Guanacaste, Sector Cacao, Sendero Arenale, 10.92471, -85.46738, 1080 meters, caterpillar collection date: 31/x/2013, wasp eclosion date: 20/xi/2013. Depository: CNC.

Host data. *Erosia veninotata* (Uraniidae) feeding on *Randia grandifolia* (Rubiaceae)

Host caterpillar and holotype wasp voucher codes. 13-SRNP-36425, DHJ-PAR0054919.

Paratype. DHJPAR0054923. Depository: CNC.

Etymology. *Aleiodes pauljohnsoni* is named in honor of Paul Johnson's long-appreciated contributions to publicity for ACG, GDFCF, and now, BioAlfa.

***Aleiodes rosewarnerae* Sharkey, sp. nov.**

<http://zoobank.org/A7F3F46D-7E43-4A24-BF2A-C86E57743F95>

Figure 405

Diagnostics. BOLD:AAW1573. Consensus barcode. ATTTTATATTTCTTATTTGGAATATGAGCAGGTATAATTGGAATATCAATAAGATTAATTATTCGGT-TAGAAATTAAGATCTACTGGTAGAATTTTAAAAAATGATCAAATTTATAACAGTATAGTAACTTTACATGCATTTATTATAATTTT'TTTTATAGTTATACCTATTATAATTGGAGGGTTTGGTAATTGATTAATCCCTTTAATACTAGGAGCCCCAGATATAGCCTTCCCACGAATAAATAATATAAGATTCTGATTATTAATTCCTTCATTATTATTATTATTAATAAGAGGAATTATTAATTCAGGTGTAGGCACAGGATGAACAATATACCCTCCATTATCATCACTAATTGGTCATAGAGGTATCTCCGTAGATTTATCTATTTT'TTCTTTACATTTAGCAGGAGCTTCATCTATTATAGGAGCTATTAATTTCAATTTCAACTATTTTCAATATAAATTTAATAATAATTAATAATAGACCAAATTATATTATTAGTATGAGCAATTTAATTACTACAATTTTATATTATTATCTTTACCAGTTT'TAGCAGGAGCAATTACRATATTATTAACAGACCGAAATTTAAATACAAGATTTT'TTGACTTTTCTGGAGGTGGGGACCCCATTTTATTTCACATCTCTTT.

Holotype ♂. Guanacaste, Sector Pitilla, Pasmompa, 11.01926, -85.40997, 440 meters, caterpillar collection date: 26/xii/2007, wasp eclosion date: 11/i/2008. Depository: CNC.



Figure 405. *Aleiodes rosewarnerae*, holotype.

Host data. *Pleuroprucha rudimentaria* (Geometridae) feeding on *Inga oerstediana* (Fabaceae).

Host caterpillar and holotype wasp voucher codes. 07-SRNP-34419, DHJ-PAR0023522.

Paratype. Host = *Pleuroprucha rudimentaria*: DHJPAR0023524. Depository: CNC.

Etymology. *Aleiodes rosewarnerae* is named in honor of Rose Warner's (RIP) long-appreciated contributions to publicity for ACG and GDFCF.

***Aleiodes stevashei* Sharkey, sp. nov.**

<http://zoobank.org/34638CD7-C157-4389-8F4D-36F0445F1EA1>

Figure 406

Diagnostics. BOLD:AAJ4092. Consensus barcode. AGTTTTATATTTCT-TATTTGGTATATGAGCAGGAATAATTGGTATATCAATAAGACTAATTATTC-



Figure 406. *Aleiodes stevashei*, holotype.

GATTAGAATTAAGAACCAGAGGTAGAATCCTTAAAAATGATCAAATT-TATAATGGAATAGTAACCTTTACATGCTTTTATTATAATTTTTTTTATAGT-TATACCAATTATAATTTGGAGGATTTGGAAACTGATTAATCCCATTAAT-ATTAGGAGCTCCTGATATAGCCTTCCCACGAATAAATAATATAAGGTTTT-GATTATTAATTCCTTCCTTAATACTTTTATTAATTAGAGGGATAATCAAT-ACAGGAGTAGGGACAGGATGAACTATATACCCTCCCTTATCTTCAT-TAATTTGGTCATAATGGAATTTTCAGTAGATATATCAATTTTTTCTACTA-CATTTAGCTGGGGCCTCATCAATTATAGGAGCAGTTAATTTTTATTTCTACTATTTTTTAATATAAATTTAATAATAATTTAAAATAGATCAAATTACCT-TATTAATTTGATCTATTTTTAATTACTACAATCTTATTATTATTATCTT-TACCAGTTTTAGCAGGTGCAATTACTATRTTATTAACAGATCGAAAT-TTAAATACAAGATTTTTTTGATTTTTTCAGGGGGGGGAGACCCAATTT-TATTTCAACATCTTTTT.

Holotype ♀. Guanacaste, Sector Cacao, Estación Cacao, 10.92691, -85.46822, 1150 meters, caterpillar collection date: 29/vii/2010, wasp eclosion date: 20/viii/2010. Depository: CNC.

Host data. *Tachuda discreta* (Notodontidae) feeding on *Serjania schiedeana* (Sapindaceae).

Host caterpillar and holotype wasp voucher codes. 10-SRNP-35614, DHJ-PAR0040461.

Paratypes. Hosts = *Tachuda discreta*, *Lysana Janzen02*, and *Elymiotis plechelm* (all Notodontidae). DHJPAR0047201, DHJPAR0021180, DHJPAR0062073, DHJ-PAR0062081, DHJPAR0062112. Depository: CNC.

Etymology. *Aleiodes steveashei* is named in honor of Steve Ashe's (RIP) long-appreciated contributions to publicity for ACG and GDFCE.

***Aleiodes terryerwini* Sharkey, sp. nov.**

<http://zoobank.org/79FB78BF-50C2-4670-ADD7-EF8132E78AF8>

Figure 407

Diagnostics. BOLD:ADJ0647. Consensus barcode. TATTTTATATTTTT-TATTTGGTATATGAGCAGGTATAATTTGGAATATCAATAAGATTAAT-TATTCGATTAGAATTAAGAATTAATGGAAGAATTTTTAAAAAAT-GATCAAATTTATAATGGAATAGTAACCTTTACATGCTTTTATT-ATAATTTTTTTTATAGTAATACCAATTATAATTTGGAGGGTTTGGAAAT-TGATTAATTCATTAATATTAGGAAGACCTGATATAGCTTTCCCACG-TATAAATAATATAAGATTTTGATTATTAATTCCTTCTTTAATACTTT-TATTAATTAGAGGAATTATTAATACGGGAGTAGGAACAGGATGAAC-TATATACCCTCCTTTATCTTCACTTATTGGACATAATGGAATTTTC-CGTAGATATATCAATTTTTTCTTTACACTTAGCAGGGGCTTCATC-TATTATAGGAGCAATTAATTTTTATTTCAACTATTTTTAATATAAAT-TAATAATAATTTAAAATAGACCAAATTACATTATTAATTTGATCTATTT-TAATTAATGCAATTTTATTACTATTATCTTTACCAGTCTTAGCAG-



Figure 407. *Aleiodes terryerwini*, holotype.

GAGCTATTACTATATTATTAACAGATCGAAATCTAAACACAA-GTTTTTTTGATTTTTTCAGGAGGAGGAGACCCAATTTTATTC-CAACATCTTTTT.

Holotype ♀. Guanacaste, Sector Pitilla, Sendero Manguera, 10.99590, -85.39842, 470 meters, caterpillar collection date: 10/v/2017, wasp eclosion date: 21/v/2017. Depository: CNC.

Host data. *Paectes* Poole10 (Euteliidae) feeding on *Mosquitoxylum jamaicense* (Anacardiaceae).

Host caterpillar and holotype wasp voucher codes. 17-SRNP-71490, DHJ-PAR0061494.

Paratypes. None.

Etymology. *Aleiodes terryerwini* is named in honor of Terry Erwin's (RIP) long-appreciated contributions to publicity for ACG, GDFCF, and BioAlfa existence.

***Aleiodes willsflowersi* Sharkey, sp. nov.**

<http://zoobank.org/F299D1A5-E8EA-42B0-A451-3E73A5E5CEDF>

Figure 408

Diagnostics. BOLD:AAM1704. Consensus barcode. TGTTTTATATTTTT-TATTTCGGATTATGAGCAGGAATAATTGGAATATCAATAAGATTAATTATTC-GACTAGAGTTAAGAAGTACTAGAGGGAGAATATTAATAAATGATCAAATT-TATAATGGAATAGTAACCTTACATGCTTTTATTATAATTTTTTTTATAGT-TATACCAATTATAATTGGGGGGTTTGGGAATTGATTAATTCCTTAAT-



Figure 408. *Aleiodes willsflowersi*, holotype.

ATTAGGTGCCCCTGATATAGCCTTCCCACGTATAAATAATATAAGATTTT-
GATTATTAATTCCCTTCTTTAATACTTTTATTAATTAGAGGAATAAT-
TAATTCAGGGGTAGGGACAGGATGAACTATATATCCCCCCTATCAT-
CATTAAATTGGTCATAACGGGGCTTCAGTAGATATATCAATTTTTTCTT-
TACATTTAGCGGGGGCATCCTCAATTATAGGAGCAATTAATTTT-
ATTTCAACTATTTTTAATAATAAATTTAATAAATATTTAAATAGATCAAAT-
TATATTACTAATTTGATCTATTTTAATTACTACAATTCTATTATTACTAT-
CATTACCAGTATTAGCGGGGGCAATCACAATACTATTAACAGACCGAAAT-
TTAAATACAAGATTTTTTGATTTTTTCAGGAGGGGGGGATCCAATTT-
TATTCCAACATCTTTTT.

Holotype ♀. Guanacaste, Sector Del Oro, Quebrada Oro, 11.03376, -85.47715, 290 meters, caterpillar collection date: 27/viii/2009, wasp eclosion date: 10/ix/2009. Depository: CNC.

Host data. *Antaeotricha* Janzen730 (Depressariidae) feeding on *Cupania cinerea* (Sapindaceae).

Host caterpillar and holotype wasp voucher codes. 09-SRNP-22602, DHJ-PAR0037966.

Paratypes. None.

Etymology. *Aleiodes willsflowersi* is named in honor of Wills Flowers' long-appreciated contributions to publicity for ACG, GDFCF, and now, BioAlfa.

***Choreborogas* Whitfield, 1990**

The genus is restricted to the New World with nine described species, none of which is recorded from Costa Rica. Members are parasitoids of leaf-mining Lyonetiidae and Gracillariidae (Whitfield 1990).

***Choreborogas andydeansi* Sharkey, sp. nov.**

<http://zoobank.org/6272EAEB-4921-4804-A7A8-4C6967E2FE78>

Figure 409

Diagnostics. BOLD:ADV9625. Consensus barcode. TTATATTTTTTTTTTTGG-TATATGATCAGGTATGTTGGGGTTATCAATAAGATTAATTATTTCGTTTT-



Figure 409. *Choreborogas andydeansi*, holotype.

GAATTGGGGGTTCCCTGGTTCATTTTTAGGTAATGATCAAATTTATAATA-
 GAATTGTTACTGCTCATGCTTTAGTTATAAATTTTTTTTATAGTTATAC-
 CTGTTATAAATTGGTGGGTTTGAAATTGATTAATTCCCTTAATATTAG-
 GAGCTCCTGATATGGCTTTCCCTCGTATAAATAATATAAGATTTTGAT-
 TATTAATTCCTTCTATTTTAATATTATTAATTAGATCTTTGGTTAAT-
 GTTGGGGTAGGTACAGGTGAACAATTTATCCTCCATTATCTTCTTTGA-
 TAGGTCATGGGGGTATTTTCAGTTGATTTGGCTATTTTTTCTTTACATT-
 TAGCAGGGGCATCTTCAATTATAGGGGCTATTAATTTTATTTCAAC-
 TATTTTCAATATAAATTTATTTTCAATGAAAATAGATCAAATTATATT-
 ATTAGTTTGATCTGTTTTAATTACTGCTTTCTTACTGTTGTTATCTT-
 TACCTGTTTTGGCTGGGGCAATTACTATATTATTGTTTGATCGTAAT-
 ATTAATAGAACATTTTTTGATTTTTTCAGGGGGGGGGGATCCTATTTT-
 GTTTCAACATTTATT-----.

Holotype ♀. Guanacaste, Sector Pailas Dos, PL12-3, 10.7631, -85.3344, 8200 meters, 18/xii/2014, Malaise trap. Depository: CNC.

Host data. None

Holotype voucher code. BIOUG44129-A07.

Paratypes. None.

Etymology. *Choreborogas andydeansi* is named in honor of Andy Deans' long-appreciated contributions to publicity for ACG, GDFCE, and now, BioAlfa.

***Choreborogas eladiocastroi* Sharkey, sp. nov.**

<http://zoobank.org/0BB7F00F-6C40-4835-B94F-0EBB21556FB6>

Figure 410

Diagnosics. BOLD:ACS0876. Consensus barcode. TTATATTTTTTTTTTTGG-
 TATATGATCAGGTATGTTGGGGTTATCAATAAGATTAATTATTCGTTTT-
 GAATTGGGGGTTCCCTGGTTCATTTTTAGGTAATGATCAAATTTATAATA-
 GAATTGTTACTGCTCATGCTTTAGTTATAAATTTTTTTTATAGTTATAC-
 CTGTTATAAATTGGTGGGTTTGAAATTGATTAATTCCCTTAATATTAG-
 GAGCTCCTGATATGGCTTTCCCTCGTATAAATAATATAAGATTTTGAT-
 TATTAATTCCTTCTATTTTAATATTATTAATTAGATCTTTGGTTAAT-
 GTTGGGGTAGGTACAGGTGAACAATTTATCCTCCATTATCTTCTTTGA-
 TAGGTCATGGGGGTATTTTCAGTTGATTTGGCTATTTTTTCTTTACATT-
 TAGCAGGGGCATCTTCAATTATAGGGGCTATTAATTTTATTTCAAC-
 TATTTTCAATATAAATTTATTTTCAATGAAAATAGATCAAATTATATT-
 ATTAGTTTGATCTGTTTTAATTACTGCTTTCTTACTGTTGTTATCTT-
 TACCTGTTTTGGCTGGGGCAATTACTATATTATTGTTTGATCGTAAT-
 ATTAATAGAACATTTTTTGATTTTTTCAGGGGGGGGGGATCCTATTTT-
 GTTTCAACATTTATT-----.

Holotype ♀. Guanacaste, Pailas Dos, PL12-9, 10.76, -85.3341, 809 meters, 17/vii/2014, forest, Malaise trap. Depository: CNC.

Host data. None.



Figure 410. *Choreborogas eladiocastroi*, holotype.

Holotype voucher code. BIOUG29393-G11.

Paratypes. BIOUG18822-B04, BIOUG29473-F10, BIOUG29531-D01, BIOUG30966-F05.

Etymology. *Choreborogas eladiocastroi* is named in honor of Eladio Castro's long-appreciated contributions to publicity for ACG, GDFCF, and now, BioAlfa.

***Choreborogas felipechavarriai* Sharkey, sp. nov.**

<http://zoobank.org/E235480E-F070-42E8-8367-1FFCE8F27DAD>

Figure 411

Diagnostics. BOLD:ADA2251. Consensus barcode. ATATGATCTGGTATGTTAGGTCCTTCTATAAGATTGATTATTCGTTTTGAATTAAGATCTT-



Figure 411. *Choreborogas felipechavarriai*, holotype.

GTGGTTCATTTTTAGGAAATGACCAAATTTATAATAGTATTGT-
TACAGCTCATGCCTTAGTTATAATTTTTTTTATGGTTATACCTGT-
TATAATTGGTGGTTTTGGTAATTGATTAATTCCTTTAATGTTAGGGC-
CCCTGATATAGCTTTTCCTCGAATAAATAATATAAGTTTTTGATTAT-
TAATTCCTTCTATTTTTTTGTTGATAATTAGTTCTATTGTTAATGTTG-
GAGTAGGTACTGGTTGAACTATTTATCCTCCATTGTCCTTCTT-
GATGGGTCATAGTGGTATTTCTATGGATTTAGCTATTTTTTCTT-
TACATTTGGCTGGGGCTTCTTCAATTATAGGGGCTATTAATTTTAT-
TACTACTATTTTTAATATAAATTTATTTTATATGAAAATAGATCAAAT-
GTTTTGTTAGTTTGGTCTGTTTTAATTACTGCTTTTTTATTATT-

GTTATCTTTACCTGTTTTAGCTGGAGCTATTACTATATTATTATTT-
GATCGT-----.

Holotype ♀. Guanacaste, Sector San Cristobal, Estación San Gerardo, 10.8801, -85.389, 575 meters, rain forest/laguna, 11/xi/2013, Malaise trap. Depository: CNC.

Host data. None.

Holotype voucher code. BIOUG28042-C10.

Paratypes. None.

Etymology. *Choreborogas felipechavarriai* is named in honor of Felipe Chavarria's long-appreciated contributions to publicity for ACG, GDFCE, and now, BioAlfa.

***Choreborogas frankjoycei* Sharkey, sp. nov.**

<http://zoobank.org/361B14BB-F810-459E-921C-714DA18ED291>

Figure 412

Diagnostics. BOLD:ADB6582. Consensus barcode. ATATGATCTGGTAT-
GTTAGGTTTATCTATAAGAATAATTATTCGTTTTGAATTAGGGGTTTC-



Figure 412. *Choreborogas frankjoycei*, holotype.

CTGGTTCATTATTAGGTAATGATCAAATTTATAATAGGATTGTTA-
 CAGCTCATGCTTTAGTAATAATTTTTTTTATAGTTATGCCTGTAAT-
 GATTGGTGGGTTTGGTAATTGATTAATTCCTTTAATATTGGGGGCTC-
 CTGATATAGCTTTCCCTCGTATAAATAATATAAGATTTTGATTAT-
 TAATTCCTTCTATTTTTTTATTATTGATTAGTTCTATTGTTAAT-
 GTTGGGGTTGGTACTGGGTGGACTATTTATCCACCACCTTCTTCTT-
 TATTAGGTCATGGGGGTATATCTGTTGATTTAGCTATTTTTTCCT-
 TACATTTAGCGGGGGTTTCTTCAATTATGGGAGCTATTAATTT-
 TATTTCAACTATTTTTTAATATAAATTTATTTTCATATGAAAATAGAT-
 CAAATTATATTATTAATCTGATCTGTTTAAATTAAGCTTTTTTATTAT-
 TATTGTCATTACCAGTTTTAGCAGGGGCTATTACTATATTATTATT-
 GATCGT-----.

Holotype ♀. Guanacaste, Pailas Dos, PL12-3, 10.7631, -85.3344, 820 meters, 13/ii/2014, Malaise trap. Depository: CNC.

Host data. None.

Holotype voucher code. BIOUG29660-C05.

Paratypes. None.

Etymology. *Choreborogas frankjoycei* is named in honor of Frank Joyce's long-appreciated contributions to publicity for ACG, GDFCF, and now, BioAlfa.

***Clinocentrus* Haliday, 1833**

The genus is worldwide in distribution with six described New World species, none of the holotypes of which are known from Costa Rica or nearby countries. Members are parasitoids of concealed caterpillars (Shaw 1983).

***Clinocentrus andywarreni* Sharkey, sp. nov.**

<http://zoobank.org/04DB91AB-C206-4267-8023-B5364F26AF5B>

Figure 413

Diagnostics. BOLD:ACB2341. Consensus barcode. AGTTTTATATTT-
 TATTTTTGGTATTTGATCTGGTTTAGTAGGTCCTTCTATGAGGTTAAT-
 TATTCGTTTAGAGTTGGGTATTCCTGGTAGATTATTAGGTAATGAT-
 CAACTTTATAATGTTATAGTTACTGCTCATGCTTTTGTATAATTTTTT-
 TATAGTTATACCAATTATAATTGGGGGATTTGGAAATTGGTTAATTCCTT-
 TAATATTAGGAGCTCCTGATATAGCTTTCCCTCGTATAAATAATATAA-
 GATTTTGATTATTAATTCATCATTTATTTATATTAGTAATGAGAG-
 GTTTATTAATGTAGGTGTAGGAACAGGATGAACAGTTTACCCTC-
 CTTTATCTTCATTAATTGGTCATAGAGGTATTTTCAGTAGATTTAGC-
 TATTTTTTCTTTACATTTAGCTGGAGCTTCATCAATTATGGGGGCAAT-
 TAATTTTATTTCTACTATTTTTAATATAAATTTATTAATAATTAATTA-
 GATCAAATAAGATTATTTATTTGATCAGTTTTAATTACAGCAGTTTTAT-
 TATTATTATCTTTACCAGTTTTAGCTGGCGCAATTAATTAATAACT-




Figure 413. *Clinocentrus andywarreni*, holotype.

GATCGTAATTTAAATACTACTTTTTTTTGATTTTTCTGGTGGAGGGGATC-
CTATTTTATTTTCAGCATTATTT.

Holotype ♀. Alajuela, Sector San Cristobal, Sendero Corredor, 10.87868, -85.38963, 620 meters, caterpillar collection date: 23/iii/2012, wasp eclosion date: 08/iv/2012. Depository: CNC.

Host data. *Antaeotricha* Janzen146 (Depressariidae) feeding on *Lonchocarpus oliganthus* (Fabaceae).

Host caterpillar and holotype wasp voucher codes. 12-SRNP-1189, DHJ-PAR0049287.

Paratypes. None.

Etymology. *Clinocentrus andywarreni* is named in honor of Andy Warren's long-appreciated contributions to publicity for ACG, GDFCF, and now, BioAlfa.

***Clinocentrus angelolisi* Sharkey, sp. nov.**

<http://zoobank.org/20460EFC-4BCE-4A18-9ED8-AE8495F76D5A>

Figure 414

Diagnostics. BOLD:ACL3899. Consensus barcode. AGTTTTATATTTTT-
TATTTGGAATTTGATCAGGATTACTAGGTTTATCAATAAGTATAATTATTC-
GATTAGAATTAGGTATATCAGGTAGATTATTAGGCAATGATCAAATT-
TATAATGTTATGGTTACAGCTCATGCTTTTGTTATAATTTTTTTTATG-



Figure 414. *Clinocentrus angelsolisi*, holotype.

GTTATACCAATTATAATTGGAGGATTTGGTAATTGATTAATTCCTT-
 TAATATTAGGTGCACCTGACATAGCTTTTCCCCGTATAAATAATATAA-
 GTTTTTGGTTATTAATTCCTTCTTTAATATTATTATTATTAAGATC-
 TATATTAATGTTGGTGTAGGTACAGGATGGACTGTTTATCCTC-
 CTTTATCTTCATTAATTGGTCATGGAGGGATATCTGTAGATTTAGC-
 TATTTTTTCTTTACATTTAGCTGGTATTTTCATCTATTATAGGTGCTAT-
 TAATTTTATTTCAACAATTTTAAATATAAGATTATTAACTTTAAAATTA-
 GATCAAATAAGTTTATTTGTATGGTCAGTATTAATTACTGCTTTTTTAT-
 TATTATATCTTTACCTGTATTAGCAGGTGCTATTACTATATATTAAC-
 TATCGTAATTTAAATACTACATTTTTTGATTTTTCTGGTGGAGGTGACC-
 CTATTTTATTTCAACATTTATTT.

Holotype ♀. Guanacaste, Sector Santa Rosa, Bosque San Emilio, 10.8438, -85.6138, 300 meters, 28/i/2013, Malaise trap. Depository: CNC.

Holotype voucher code. BIOUG18290-G11.

Paratypes. BIOUG10016-F03, BIOUG10016-F07, BIOUG10017-C03, BIOUG10017-H11, BIOUG17569-C11, BIOUG13946-A11, BIOUG18290-B06, BIOUG18290-D09, BIOUG18398-B01, BIOUG18398-C09, BIOUG18398-C11, BIOUG18398-G06. Depository: CNC.

Etymology. *Clinocentrus angelsolisi* is named in honor of Angel Solis' long-appreciated contributions to publicity for ACG, GDFCF, and now, BioAlfa.

Cystomastax Szépligeti, 1904

The genus is restricted to the neotropics with six described species, none of which is known from Costa Rica or Central America. Members are parasitoids of concealed caterpillars (Shaw 1983). Here we report the first three host records for the genus, all on three very different Erebidae, a vine, a shrub, and a tree.

Cystomastax alexhausmanni Sharkey, sp. nov.

<http://zoobank.org/6B249CCE-B4CB-41E4-8C93-A8E0C62F00EB>

Figure 415

Diagnostics. BOLD:AAJ5011. Consensus barcode. AATTTTATATTTTATTTTGGTATTTGAGCTGGTATATTAGGTTTGTCTATAAGAATTATTATTCGTATAGAATTAATTAATCCTATGGGT---TTAATTAAAAATGATAATATTTATAATAGTATAGTAACGTCTCATGCATTTGTAATAATTTT'TTTTATAGTTATACCAATTATAATTGGTGGATTTGGAAATTGATTAATTCCTTTAATATTAG-



Figure 415. *Cystomastax alexhausmanni*, holotype.

GATCTCCTGATATAGCTTTTCCTCGTATAAATAATATAAGATTTTGGT-TATTAATTCCTTCTTTATTTTATTTATTAATAAGGTCTTTTATTAAT-GTTGGTGTGGTACAGGATGAACATATATCCTCCTTTATCTTCTTTTT-TAGGTCATAGTGGTATATCAGTAGATGTGGCTATTTTTTCTTTG-CATTTAGCTGGTGCTTCCTCAATTATAGGTTCTATTAATTTTATTTT-CACAAATTTTAAATATAAAAATTGTTAAATTTAAAATTTAGATCAAATAAGATT-GTTTATTTGGTCTGTTTTAATTACAGTGATTTTATTTGTTGTTATCAT-TACCTGTTTTAGCTGGTGCTATTACAATGTTATTAACGGATCGTAATT-TAAATACTACTTTTTTTTGATTTTTTCAGGGGGAGGGGATCCTATTT-TATTTCAGCATTATTT.

Holotype ♂. Guanacaste, Sector Pitilla, Calma, 11.00986, -85.39213, 412 meters, caterpillar collection date: 03/19/2014, wasp eclosion date: 04/08/2014. Depository: CNC.

Host data. *Myrmecopsis strigose* (Erebidae) feeding on *Vailia anomala* (Asclepiadaceae).

Host caterpillar and holotype wasp voucher codes. 14-SRNP-70673, DHJ-PAR0055780.

Paratypes. None.

Other material. A specimen (AL0391) in the same BIN was collected in Belize. It was not examined.

Etymology. *Cystomastax alexhausmanni* is named in honor of Alex Hausmann's long-appreciated contributions to publicity for ACG, GDFCE, and now, BioAlfa.

***Cystomastax angelagonzalezae* Sharkey, sp. nov.**

<http://zoobank.org/01F95B51-87AE-48E9-989E-943FFFD5C28B>

Figure 416

Diagnosics. BOLD:AAA5370. Consensus barcode. TGTTTTATATTT-TATTTTTGGTATTTGATCTGGRATATTAGGYTTATCTATAAGAATTAT-TATTCGAATAGAATTAATTAATCCTGGGGGTTTTATTAAAAATGATTA-TATTTATAATAGAATAGTTACTTCTCATGCTTTTTATTATAATTTTTTT-TATAGTTATGCCTGTAATAATTGGTGGATTTGGTAATTGATTAATTCCTT-TAATGTTGGGGGCTCCTGATATGGCTTTCCCTCGAATAAATAATATAA-GATTTTGATTATTAATTCCTTCTTTATTTATATTTGTTAATAAG-ATCTTTTGTTAATGTTGGAGTTGGGACGGGKTGAACATRTAYCCTC-CTTTATCTTCTTTTTTAGGTCATGGAGGAATATCTGTAGATATATC-TATTTTTTCTTTACATTTAGCAGGGTCTTCTTCTATTATAGGTGCTAT-TAATTTTATTTCTACAATTTTTAATATAAAAATTATTTTCTTTAAAATTA-GACCAATAAATTTATTTATTTGGTCTGTTTTAATTACGGTAATTTTAT-TATTATATCTTTACCAGTATTAGCTGGTGCTATTACTATGTTGTTAACT-GATCGTAATTTAAATACTACTTTTTTTTGATTTYCTGGTGGGGGGGATC-CTGTTTTATTTCAACATTTATTT.



Figure 416. *Cystomastax angelagonzalezae*, holotype.

Holotype ♂. Guanacaste, Sector Pitilla, Medrano, 11.01602, 85.38053, 380 meters, collection date: 06/30/2012, wasp eclosion date: 07/16/2012. Depository: CNC.

Host data. *Hypena zarabena*DHJ01 (Erebidae) feeding on *Urera liooides* (Urticaceae).

Host caterpillar and holotype wasp voucher codes. 12-SRNP-71556, DHJ-PAR0049684.

Paratype. Host = *Hypena* Poole11: DHJPAR0029040. Depository: CNC.

Etymology. *Cystomastax angelagonzalezae* is named in honor of *Angela Gonzalez's* long-appreciated contributions to publicity for ACG, GDFCF, and now, BioAlfa.

***Cystomastax ayaigarashiae* Sharkey, sp. nov.**

<http://zoobank.org/96BEDE1E-5A12-4127-AE86-659CFDA1CE04>

Figure 417

Diagnostics. BOLD:AAW1603. Consensus barcode. AATTTTATATTT-TATTTTTTGGTATTTGATCTGGAATATTAGGTTTATCTATAAGTAT-TATTATTTCGAATAGAATTAATTAATCCTGGTGGATTAATTAATAATGA-TAATATTTATAATAATATAGTTACTTCACATGCTTTTGTAATAATTTTTTT-



Figure 417. *Cystomastax ayaigarashiae*, holotype.

TATAGTTATACCTATTATAATTGGAGGATTTGGAAATTGATTAATTCCTT-
 TAATATTAGGATCTCCAGATATAGCTTTTCCTCGTATAAATAATATAA-
 GATTTTGATTATTAATTCCTTCTTTATTTTTATTATTAAGTAGAT-
 CATTTATTAATGTTGGGGTTGGTACAGGTTGAACTATATATCCTC-
 CTTTATCTTCTTTTTTAGGACATAGAGGAATATCTGTAGATATGGC-
 TATTTTTCTTTACATTTAGCTGGATCTTCTTCAATTATAGGTTCTAT-
 TAATTTTATTTCTACTATTTTAAATATAAAATATTTTCTTTAAAATTA-
 GATCAAATAAGTTTATTTATTTGATCTGTTTTGATTACAGTAATTTTAT-
 TATTATATCTTTACCTGTATTAGCGGGAGCTATTACTATATATTAAGT-
 GATCGTAATTTAAATACTACTTTTTTTGATTTTTTCAGGGGGGGGAGATC-
 CTATTTTATTTCAACATTTATTT.

Holotype ♀. Guanacaste, Sector Pitilla, Sendero Laguna, 10.9888, -85.42336, 680 meters, caterpillar collection date: 06/19/2009, wasp eclosion date: 07/16/2009. Depository: CNC.

Host data. *Symphlebia ipsea* (Erebidae) feeding on *Clethra lanata* (Clethraceae).

Host caterpillar and holotype wasp voucher codes. 09-SRNP-32021, DHJ-PAR0035929.

Paratypes. None.

Etymology. *Cystomastax ayaigarashiae* is named in honor of Aya Igarashi's long-appreciated contributions to publicity for ACG, GDFCF, and now, BioAlfa.

Heterogamus Wesmael, 1838

Heterogamus is nearly cosmopolitan, absent only from the Nearctic. There are 20 described species, only two of which are Neotropical, and neither is previously reported from Costa Rica. Hosts are unknown.

***Heterogamus donstonei* Sharkey, sp. nov.**

<http://zoobank.org/7AFF801F-4AF0-4EDB-BE36-59DE5017197C>

Figure 418

Diagnostics. BOLD:AAH8697. Consensus barcode. AATTTTATATTT-TATYTTTGGGATATGGGCTGGTATAATTGGTATRTCTATAAGATTAAT-TATTCGAATAGAGTTGGGKGTGTGTGGAAGRYTATTAATAAATGAT-CAAATTTATAATGGTATAGTRACTTTACAYGCTTTTATTATRATTTTTTT-TATAGTTATACCTATTATRATTGGAGGRTTTGGTAATTGAYTAATTCCTT-TAATATTAGGRTCTCCTGATATAGCTTTYCCWCGAATAAATAATATAA-



Figure 418. *Heterogamus donstonei*, holotype.

GTTTTTGATTATTAATTCCTTCTTTAATTTTATTAATTRYTAGGGGGGT-GATAAATGTRGGTGTTGGYACGGTTGAACAGTTTAYCCYCCYTTATCTT-CRTTAGTAGGGCATATAGGGRRTRCTGTAGATTTATCAATTTTTTCYT-TACAYTTAGCTGGGGCTTCTTCAATTATAGGGGCTATTAATTTTATTA-CAACTATTTTAAATATGAATTTATTTAAAATTTAAAATAGATCAGATGTCTT-TATTTATTTGATCTGTTTTAATTACAGCATTTTTATTATTRTTATCTTTRC-CTGTATTAGCAGGGGCTATTAATAATTTAACAACGGATCGAAATTTAAAY-ACTACATTTTGTATTTCAGGGGGGARGGGGATCCTATTTTAT-TYCAACATTTATTTTGATTTTTTG.

Holotype ♀. Guanacaste, Pailas Dos, PL12-9, 10.76, -85.3341, 809 meters, 17/ vii/2014, forest, Malaise trap. Depository: CNC.

Host data. None.

Holotype voucher code. BIOUG29390-H04.

Paratypes. None.

Other material. In BOLD there are specimens in the same BIN from Colombia (BCLDQ0397, BCLDQ0877) and Belize (BF002031, BMNHE897721). These were not examined.

Etymology. *Heterogamus donstonei* is named in honor of Don Stone's (RIP) long-appreciated contributions to publicity for ACG and GDFCF.

Pseudoyelicones van Achterberg, Pentead-Dias & Quicke, 1997

Pseudoyelicones is restricted to the Neotropics with four of the five previously described species recorded from Costa Rica. Here we present the first host record for the genus, a pyralid caterpillar (Pylalidae).

Pseudoyelicones bernsweeneyi Sharkey, sp. nov.

<http://zoobank.org/5C79A772-A9F4-4B2D-9C87-889747A690B2>

Figures 419, 420

Diagnostics. BOLD:AAL5801. Consensus barcode. AGTTTTATATTT-TATTTTTGGTATGTGATCAGGAATTTTAGGAATATCATTAAGATTAAT-TATTCGAATAGAATTAGGTACTCCTGGGAAAATATTAGGAGATGATCAGT-TATATAATAGTTTTGTTACTTTACATGCTTTTATTATAATTTTTTTT-TATAGTTATACCTATTATAATTGGTGGTTTCGGAAATTGATTAATTCCTT-TAATATTAGGAGCTCCTGATATAGCTTTTCCTCGTATAAATAATATAA-GATTTTGATTGTTAATTTCTTCTTTATTATTATTAATTAGAG-GTATTATTAATGTAGGAACAGGAACTGGATGAACTATATATCCAC-CTTTATCTTCATTAATAGGTCATAGTGGAATATCTGTTGATTTAT-CAATTTTTTCTTTACATTTAGCTGGTGCTTCCTCTATTATAGGAGCT-GTTAATTTTATTTCAACAATTTTAAATATAAAATTAATAATATGATATA-GATAAATTAGTTTGTTAATTTGATCAGTATTAATTAAGCTTTTATTAT-



Figure 419. *Pseudoyelicones bernsweeneyi*, holotype.



Figure 420. Mummified remains of the pupa of *Chloropaschia mennusalis* after emergence of the parasitoid.

TATTATTATCCTTACCTGTTTTGGCAGGTGCTATTACAATATTATTA
 ACTGATCGTAACTTAAATACTACTTTTTTTGATTGTTTCAGGTGGGGGCGATC-
 CTGTTTTATTKCAACATTTTRTTT. Similar to *P. limonensis* to which it keys in Buntika and Quicke (2004). It differs in many respects, but the easiest to observe is that the scape is yellow in *P. bernsweeneyi* and brown in *P. limonensis*.

Holotype ♀. Alajuela, Sector Rincon Rain Forest, Finca Esmeralda, 10.93548, -85.25314, 123 meters, caterpillar collection date: 09/14/2011, wasp eclosion date: 10/18/2011. Depository: CNC.

Host data. *Chloropaschia mennusalis* (Pyralidae) feeding on *Vismia baccifera* (Hypericaceae). This is the first host record for the genus. The image of the mummified pupa of the host, *Chloropaschia mennusalis* (Fig. 420), shows the exit hole at the caudal end.

Host caterpillar and holotype wasp voucher codes. 11-SRNP-75949, DHJ-PAR0045816.

Paratypes. DHJPAR0035971, DHJPAR0045814, DHJPAR0063815. Depository: CNC.

Etymology. *Pseudoyelicones bernsweeneyi* is named in honor of Bern Sweeney's contributions to publicity for ACG, GDFCF, and BioAlfa.

Stiropius Cameron, 1911

Stiropius is restricted to the New World with most species occurring in the Neotropics. No species were previously recorded from Costa Rica. The genus has previously been recorded on larval Lyonetiidae and Gracillariidae, and here we present the first record from Crambidae. There are no revisions of the Neotropical species.

Stiropius bencrairi Sharkey, sp. nov.

<http://zoobank.org/8408A421-848F-4A29-852F-55F859B4F5CE>

Figure 421

Diagnostics. BOLD:ACB2702. Consensus barcode. TGTATTGTATTTTT-TATTTGGTATATGATCAGGAGTTTTAGGTTTATCGATAAGAATAAT-TATTCGATTTGAATTAAGAATTCGGGATCTTTTTTAGGTAATGATCAAATTTATAATAGAATTGTTACATCACATGCTTTAGTAATAATTTTTTT-TATAGTTATACCTGTAATAATTGGAGGGTTTGGAAATTGGTTAATTC-CATTAATATTAGGAGCTCCTGATATAGCTTTTCCTCGAATAAATAATAT-GAGATTTTGATTATTGTTTCCTGCTATTATATTATTATTATTA-AGTTCTTTTGTTAGGGTTGGAAGAGGAACAGGATGAACAATATATC-CTCCATTATCTTCTTTAGTTGGTCATGGGGGAGTTTCAGTGGATTT-GTCAATTTTTCTTTACATTTAGCAGGAGTATCTTCTATTATAGGTGCT-ATTAATTTTATTAACAACAGTTTTTAATATAAATTTATTTTATATTAATAA-GATCAGGTTATATTATTAGTTTGATCAGTATTAATTACTGCTTTTTTAT-TATTATTATCTTTACCTGTATTAGCAGGTGCTATTACAATATTGTTGTTT-GATCGAAATATTAATACAACATTTTTTGATTTTTCTGGGGGAGGGGATC-CTATTTTATTCAACATTTATTT.

Holotype ♂. Alajuela, Sector Rincon Rain Forest, San Lucas, 10.91847, -85.30338, 320 meters, caterpillar collection date: 05/01/2012, wasp eclosion date: 05/19/2012. Depository: CNC.



Figure 421. *Stiropius benrcairi*, holotype.

Host data. graciJanzen01 Janzen6864 (Gracillariidae) feeding on *Protium costaricense* (Burseraceae).

Host caterpillar and holotype wasp voucher codes. 12-SRNP-41777, DHJ-PAR0049332.

Paratypes. None.

Etymology. The specific epithet acknowledges the contributions of Ben Crair to publicity for ACG, GDFCF, and BioAlfa.

***Stiropius berndkerni* Sharkey, sp. nov.**

<http://zoobank.org/97CFD2F3-6CA8-4A42-93D9-E749D8646171>

Figure 422

Diagnostics. BOLD:ABV9879. Consensus barcode. TTTTATATTTTTTTTTTTG-GTATATGATCAGGTATTTGGGTATATCTATAAGTATAATTATTCGTTTT-GAATTAAGTATTTTCAGGTTCTTTTTTTGGGTAATGAACAAATTTATAATA-GAATTGTTACTTCTCATGCTTTAATTATAATTTTTTTTTATAGTTATAC-CTGTAATGATTGGAGGATTTGGTAATTGGTTGATTCCTTTAATATT-AGGGGCTCCTGATATAGCTTTCCTCGTATAAATAATATAAGGTTTT-GATTATTAATTCCTTCTATAATAATATTATTAATAACTTTTTTTGTTAAT-GTGGGGGTAGGCACTGGGTGAACTATTTATCCTCCTTTGTCTTCTT-TATTAGGTCATAGAGGTATTTCTATAGATTTTGCTATTTTTTCTTTG-



Figure 422. *Stiropius berndkerni*, holotype.

CATTTAGCAGGAGTTTCTTCAATTATAGGTGCTATTAATTTTATTA-
CAACAATTTTAAATATAAATTTATTTTCATATAAAAATAGATCAGATTGTTT-
TATTTATTTGATCTGTTTTGATTACTGCTTTTTTTATTATTATTATCTT-
TACCTGTATTAGCTGGGGCTATTACAATATTGTTATTTTGATCGTAATA-
TTAATACTACTTTTTTTGATTTTC.

Holotype ♀. Guanacaste, Sector Cacao, Sendero Cima, 10.93328, 85.45729, 1460 meters, caterpillar collection date: 06/i/2009, Malaise trap. Depository: CNC.

Host data. None.

Host caterpillar and holotype wasp voucher codes. DHJPAR0045983.

Paratypes. None.

Etymology. *Stiropius berndkerni* is a patronym for the late Bernd Kern in appreciation of his many years of contributions to publicity for ACG and GDFCF.

***Stiropius edgargutierrez* Sharkey, sp. nov.**

<http://zoobank.org/198A21F9-666C-4089-964F-72194C2F3078>

Figure 423

Diagnostics. BOLD:ACJ1403. Consensus barcode. AATTTTATATTTTATTTTGG-TTTTATGGTCTGGTATGTTAGGATTATCAATAAGTTTAATTATTCG-GTTTGAATTGAGGTGTCCTGGGTCATTTTGGGGGAATGATCAAAT-TATAATAGAATTGTTACTGCACATGCTTTAATTATAATTTTTTATAGT-TATACCTGTTATAATTGGGGGATTTGGAAATTGATTAATTCCTTTAATGT-TAGGGGCACCTGATATAGCTTTTCCACGTATAAATAATATAAGTTTTT-




Figure 423. *Stiropius edgargutierrez*, holotype

GATTATTAATTCCTTCATTATTGTTGTTAATATTTAGATCTTTAGTTAAT-
GTTGGGGTGGGTACTGGGTGAACAATTTATCCTCCATTATCTTCTT-
TATTAGGTCATGGAGGGATTTCGATAGATTTAGCTATTTTTTCTTTA-
CATTTAGCGGGGACTTCTTCAATTATAGGGGCAATTAATTTTATTAC-
TACTATTTTTAATATAAAATTTATTTATATAAAGTTAGATCAGTTAACTT-
TATTTATTTGATCAGTTTTAATTACAGCTTTTTTATTACTTTTATCTTT-
GCCAGTTTTAGCTGGGGCTATTACTATATTATTATTTGATCGTAATAT-
TAATACTACATTTTTTTGA.

Holotype ♀. Guanacaste, Sector Santa Rosa, Bosque San Emilio, 10.8438, -85.6138, 300 meters, dry forest, 7/v/2012, forest, Malaise trap. Depository: CNC.

Host data. None.

Holotype voucher code. BIOUG07918-G09.

Paratypes. BIOUG07457-F12, BIOUG10016-H10.

Etymology. *Stiropius edgargutierrez* is named in honor of the contributions of Edgar Gutierrez toward increasing publicity for ACG, GDFCF, and BioAlfa.

***Stiropius edwilsoni* Sharkey, sp. nov.**

<http://zoobank.org/4DB3EAD3-08D8-4F68-869D-79CC34837434>

Figure 424

Diagnostics. BOLD:ACG5440. Consensus barcode. TATTTTA-
TATTTTTTTTTTGGTATTTGATCTGGTGTTTTAGGCATATCTATAA-
GGTTAATTATTCGTTTTGAGTTAGGGGTTCCCTGGATCTTTTTTAG-
GTAATGATCAGATTTATAATAGAATTGTTACTGCTCATGCTTTGGTGA-
TAATTTTTTTTATAGTTATAACCAATTATAATTGGGGGGTTTGGAAAT-
GATTAATTCCTTTAATATTGGGGTGTCCTGATATAGCTTTCCCTCG-
TATAAATAATATGAGGTTTTGATTGTTATTRCCTTCAATTTTTTTGTTAT-
TAATTAGTTCAATTGTTAATATTGGTGTGGAACTGGGTGAACTATT-
TATCCTCCTTATCTTCTTTAATAGGTCATAGAGGTGTTTCTTTAGATT-
TAGCAATTTTTTCTTTACACTTAGCTGGGGCTTCTTCAATTATAGGTGC-
TATTAATTTTATTACTACTATTTTTAATATGAATTTATTTTCAATAAAAATA-
GATCAAATTATATTAATAGTTTGATCTGTGTTAATTACTGCATTTTTAT-
TATTATATCTTTACCTGTTTTAGCGGGGGCAATTAATATATATTATTT-
GATCGTAATATTAACAACATTTTTTGATTTTTCTGGAGGAGGGGACC-
CAATTTATTCAACATTTGTTT.

Holotype ♀. Guanacaste, Sector Santa Rosa, Bosque San Emilio, 10.8438, -85.6138, 300 meters, dry forest, 24/xii/2012, forest, Malaise trap. Depository: CNC.

Host data. None.

Holotype voucher code. BIOUG09739-D10.

Paratypes. BIOUG05883-A10, BIOUG09739-F06, BIOUG18290-E10.

Etymology. The species name is a patronym for Ed Wilson in recognition of his contributions to publicity for ACG, GDFCF, and BioAlfa.



Figure 424. *Stiropius edwilsoni*, holotype.

***Stiropius ebakernae* Sharkey, sp. nov.**

<http://zoobank.org/41426EC7-02A4-4F22-A4F1-643FECA94E96>

Figure 425

Diagnostics. BOLD:ACL3545. Consensus barcode. TTTATATTTTTTTTTTTGG-
 GAATATGATCTGGTATTTTGGGCTTATCTATAAGATTGATTATTCGTTTT-
 GAAYTAGGTGTTCCAGGTTCTTTTTTTGGGTAATGATCAAATTTATAATA-
 GAATTGTTACTGCTCATGCTTTAATTATAATTTTTTTTTATGGTTATAC-
 CTGTTATAAATTGGGGGGTTTGGTAATTGGTTAATTCCTTAATATT-
 AGGGGCTCCAGATATAGCTTTTCCCTCGGATAAATAATATAAGATTTT-
 GATTATTGATTCCCTTCWATTTTTTTTATTATTGATTAGGTCTTTGAT-
 TAATATTGGGGTTGGTACTGGATGAACTATTTATCCTCCCTTATCAT-



Figure 425. *Stiropius ebakernae*, holotype.

CATTAATAGGTCATAGGGGAATATCAATAGATATAGCTATTTTTCTTTG-
CATTTGGCTGGTGCTTCTTCTATTATAGGTGCAATTAATTTTATTACTAC-
TATTTTTAATATAAATTTATTTTATATAAAAATAGATCAAATTACATTAT-
TAATTTGATCTATTTAATTACTGCTTTTTTATTATTATTATCTTTACCT-
GTTTTAGCTGGGGCTATTACAATATATTATTTGATCGTAATGTTAATAC-
TACTTTTTTTGATTTTTCTGGGGGGGGGA.

Holotype ♀. Guanacaste, Pailas Dos, PL12-4, 10.7629, -85.3341, 825 meters, 9/x/2014, forest, Malaise trap. Depository: CNC.

Host data. None.

Holotype voucher code. BIOUG29249-F01.

Paratype. BIOUG09826-B01. Depository: CNC.

Etymology. *Stiropius ehakernae* is named in recognition of Eha Kern's long-appreciated contributions to publicity for ACG, GDFCF, and BioAlfa.

Triraphis Ruthe, 1855

Triraphis occurs in all realms except the Australian and Antarctic. In the New World, most species are Neotropical, where several thousand remain to be described. Previous host records are Lepidoptera, including Limacodidae, Zygaenidae, Megalopygidae, Lycaenidae, and Riodinidae (van Achterberg 1991; Valerio and Shaw 2015). These are all slug-shaped (actually copepod- or sowbug-shaped) caterpillars, as are the hosts recorded here. Valerio and Shaw (2015) described 13 species from Costa Rica, only one of which, *T. defectus*, was collected by us. There are no revisions of the Neotropical species.

Triraphis billfreelandi Sharkey, sp. nov.

<http://zoobank.org/CB9BC55D-9E67-471F-9222-B9149AEA03D5>

Figure 426

Diagnostics. BOLD:AAA5375. Consensus barcode. TGTTTTATATTTTT-TATTTGGTATTTGAGCTGGTATAGTTGGTTTATCCATAAGTT-TAATTATTCGTTTAGAATTAAGTATACCCGGTAGATTATTGGG-TAATGACCAAATTTATAATGGTATAGTAACTGCCCATGCTTTTATT-ATAATTTTTTTTATAGTTATGCCTATTATAATTGGTGGTTTTGGAAATT-GATTGATTCCCTTAATATTGGGGGCTCCTGATATAGCTTTCCCTCG-TATAAATAATATGAGGTTTTGATTATTAATCCCTCATTGACATT-ATTAATTTTAAGAGCTGTAGTTAATGTTGGGGTAGGCACTGGGT-GAACTTTGTACCCTCCTTTATCTTCTTTAGTTGGTCATAGGGG-TATATCTGTAGATATGGCTATTTTTTCTTTACATTTAGCTGGT-GCTTCTTCTATTATAGGGGTTGTTAATTTATTTCTACTATTTT-TAATATAAAGTTAGTATCAATTAATTTAGATCAAATTAATTTATTTGTTT-GATCAGTATTAATTACAGCTGTCTTATTATTATATCTTTACCAGT-GTTAGCTGGTGCAATTACTATATTATTGACAGATCGTAATTTAAATA-CAACATTTTTTGATTTTTCTGGTGGGGGTGACCCTATTTTTATTC-CAACATTTATTT.

Holotype ♀. Guanacaste, Sector Pitilla, Sendero Mismo, 10.98758, -85.41967, 680 meters, caterpillar collection date: 18/x/2012, wasp eclosion date: 05/xi/2012. Depository: CNC.

Host data. *Parasa sandrae* (Limacodidae) feeding on *Calatola costaricensis* (Icacinaeae).



Figure 426. *Triraphis billfreelandi*, holotype.

Host caterpillar and holotype wasp voucher codes. 12-SRNP-31534, DHJPAR0050910.

Paratypes. DHJPAR0029047, DHJPAR0040078. Depository: CNC.

Etymology. The species name honors the contributions of Bill Freeland toward increasing publicity for ACG, GDFCF, and BioAlfa.

***Triraphis billmclarneyi* Sharkey, sp. nov.**

<http://zoobank.org/2AAB7A2C-71E0-4EBB-98C0-56E0FBCDFED9>

Figure 427

Diagnostics. BOLD:AAA7065. Consensus barcode. TGTTTTATATTTTT-TATTTGGAATTTGAGCRGGTATAGTTGGATTATCTATAAGATTAAT-TATTCGTTTAGAATTAAGTATAACCGGGGAGATTATTAGGGAATGAY-CAAATTTATAAYGGTATAGTGACTGCYCATGCTTTTATTATAATTTTTTT-TATAGTTATACCTATTATAATTGGYGGTTTTTGAAATTGATTAATTC-CTTTAATATTRGGGGCYCCTGATATGGCTTTCCTCGTATAAATAATAT-GAGTTTTTGTTATTAAATTCCTTCATTGACTTTATTAATTTAAGGGCT-GTAGTTAATGTTGGAGTRGGTACTGGATGAACTTTATACCCAC-



Figure 427. *Triraphis billmclarneyi*, holotype.

CTTTATCTTCTTTAGTTGGTCATGGGGGTATATCTGTAGATATAGC-TATTTTTTCTTTACATTTAGCTGGAGCATCTTCTATTATAGGGGTTGT-TAATTTTATTTCTACTATTTTAAATATAAAATTAGTATCAATTAATTTA-GATCAAATTAATTTATTTGTTTGATCAGTATTAATTACAGCTATTTTATT-ATTATTGTCTTTACCTGTRTTAGCTGGCGCAATTACTIONTATTTAACA-GATCGTAATTTAAATACAACATTTTTTGATTTTTCTGGGGGGGGKATC-CTATTTTATTTCAACATTTATTT.

Holotype ♂. Guanacaste, Sector Pitilla, Estación Pitilla, 10.98931, -85.42581, 675 meters, caterpillar collection date: 20/xi/2008, wasp eclosion date: 01/xii/2008. Depository: CNC.

Host data. zygjanzen01 Janzen23 (Zygaenidae) feeding on *Doliocarpus multiflorus* (Dilleniaceae).

Host caterpillar and holotype wasp voucher codes. 08-SRNP-32864, DHJ-PAR0030596.

Paratypes. DHJPAR0030594 DHJPAR0030595 DHJPAR0030597 DHJ-PAR0030598 DHJPAR0036310 DHJPAR0036311 DHJPAR0030592 DHJ-PAR0037873. Depository: CNC.

Other material. A specimen (BIOUG24424-E06) in the same BIN (BI-OUG24424-E06) was collected in Misiones, Argentina and is deposited in Museo Argentino de Ciencias Naturales. It was not examined, but the image in BOLD is consistent with the Costa Rican specimens.

Etymology. *Triraphis billmclarneyi* is named in honor of Bill McLarney's long-appreciated contributions to publicity for ACG, GDFCF, and BioAlfa.

***Triraphis billripplei* Sharkey, sp. nov.**

<http://zoobank.org/9B28CCD8-18A4-4C53-9A30-F126EC51963C>

Figure 428

Diagnostics. BOLD:AAB1658. Consensus barcode. AGTATTATATTTTT-TATTTGGAATTTGAGCAGGTATGGTTGGATTATCTATAAGTTTAAT-TATTCGTTTAGAATTAAGAATACCTGGAAGTTTATTAGGTAATGAT-CAAATTTATAATGGTATAGTTACTGCTCACGCTTTTATTATAAATTTTTT-TATAGTTATACCTATTATAAATTGGTGGGTTTGGTAATTGATTAATCCAT-TAATATTGGGTGCTCCTGATATAGCTTTTCCTCGTATAAATAATATAA-GATTTTGGTTATTAATTCCTTCATTAACATTATTAATTTTAAGGGCT-GTTGTTAATGYTGGAGTAGGGACTGGGTGAACATTATATCCTCC-CTTATCTTCTTTAGTTGGTCATGGGGGGATATCTGTAGATATGGC-TATTTTTTCTTTACATTTAGCTGGTGCTTCTTCAATTATAGGTGTTGT-TAATTTTCTTTCTACTATTTTAAATATAAAAATTAGTATCTATTAATTTA-GATCAAATTAATTTATTTGTCTGATCAGTATTAATTACTGCTGTTTTAT-TATTATATCTTTACCAGTGTTAGCTGGTGCTATTACTATATTATTGACA-



Figure 428. *Triraphis billripplei*, holotype.

GATCGTAATTTAAATACAACATTTTTTTGATTTTTCTGGTGGAGGGGACC-
CCATTTTATTTCAACATTTATTT.

Holotype ♀. Guanacaste, Sector Horizontes, Vado Esperanza, 10.78938, -85.55098, 85 meters, caterpillar collection date: 15/vi/2009, wasp eclosion date: 16/vi/2009. Depository: CNC.

Host data. *Norape* Janzend03 (Megalopygidae) feeding on *Mimosa pigra* (Fabaceae).

Host caterpillar and holotype wasp voucher codes. 09-SRNP-13855, DHJ-PAR0036305.

Paratypes. DHJPAR0021201, DHJPAR0028329, DHJPAR0028330. Depository: CNC.

Etymology. *Triraphis billripplei* is named in acknowledgment of Bill Ripple's long-appreciated contributions to publicity for ACG, GDFCF, and BioAlfa.

***Triraphis bobandersoni* Sharkey, sp. nov.**

<http://zoobank.org/E50E8FC2-9480-498F-874D-77D3D3C5B703>

Figure 429

Diagnostics. BOLD:AAB8975. Consensus barcode. TGTGTTATATTTTT-
TATTTGGGATTTGATCAGGTATAGTTGGTTTATCTATAAGTTTAAAT-
TATTCGTTTAGAATTAAGAATACCCGGGAGTTTATTGGGTAATGAT-
CAAATTTATAATGGTATAGTTACTGCTCATGCCTTTATTATAATTTTTTT-
TATGGTTATACCTATTATAATTGGTGGATTTGGAAATTGATTAATTCCTT-
TAATATTAGGGGCTCCTGATATAGCTTTCCCACGTATAAATAACATAA-
GATTTTGATTATTAATTCCTTCATTAACATTATTAATTTTAAAGGGCT-
GTAGTTAATGTTGGGGTAGGTAAGTACTGGATGAACCTTTATATCCTCCTT-
TATCTTCTTTAGTTGGGCACGGYGGGATATCCGTTGATATAGC-
TATTTTTTCTTTACATTTGGCTGGGGCTTCTTCAATTATAGGTGTTGT-
TAATTTTATTTCTACTATTTTTTAATATAAAATTAGTGTCATTAATTTA-
GATCAAATTAATTTATTTGTTTGATCAGTATTAATTAAGTCTGTTTAT-
TATTATATCTTTACCAGTATTGGCAGGGGCTATTACTATATTGTTAACA-
GATCGTAATTTAAATACAACATTTTTTTGATTTTTCTGGTGGTGGTGATC-
CTATTTTATTTCAACATTTATTT.

Holotype ♀. Guanacaste, Sector Pitilla, Sendero Memos, 10.98171 -85.42785, 740 meters, caterpillar collection date: 18/iii/2013, wasp eclosion date: 03/iv/2013. Depository: CNC.

Host data. *Epiperola vaferella* (Limaodidae) feeding on *Cyathea multiflora* (Cyatheaceae).

Host caterpillar and holotype wasp voucher codes. 13-SRNP-30462, DHJ-PAR0051666.

Paratypes. DHJPAR0017286, DHJPAR0023518, DHJPAR0023519, DHJ-PAR0023527, DHJPAR0023532, DHJPAR0023533, DHJPAR0023689, DHJ-PAR0023690, DHJPAR0023694, DHJPAR0023698, DHJPAR0023702, DHJ-



Figure 429. *Triraphis bobandersoni*, holotype female and paratype male.

PAR0023704, DHJPAR0023716, DHJPAR0023722, DHJPAR0023701, DHJPAR0030619, DHJPAR0038384, DHJPAR0038385, DHJPAR0038386, DHJPAR0037964, DHJPAR0037969, DHJPAR0037970, DHJPAR0037972, DHJPAR0037973, DHJPAR0051315. Depository: CNC.

Etymology. The specific epithet acknowledges the contributions of Bob Anderson toward increasing publicity for ACG, GDFCE, and BioAlfa.

***Triraphis bobrobbinsi* Sharkey, sp. nov.**

<http://zoobank.org/40F75DD6-F184-45BD-9BCF-A3A4C7793127>

Figure 430

Diagnostics. BOLD:AAD2033. Consensus barcode. TGTTTTATATTTTT-TATTTGGAATTTGAGCARGRATATTRGGTTTATCAATGAGATTAAT-TATTCGATTAGAGTTAAGTATAACCAGGAAGTTTATTAGGTAATGATCAAATTTATAATGGTATAGTAACTGCTCATGCTTTTATTATAATTTTTTT-TATAGTTATGCCTATTATAATTGGGGGATTTGGTAATTGGTTGATTCCTTTAATATTAGGGGCTCCTGATATAGCTTTTCCTCGGATAAATAATATAAGTTTTTGATTATTAATTCCTTCATTAACCTTTGTTAATTT-




Figure 430. *Trinaphis bobrobbinsi*, holotype female and paratype male.

TAAGTGCTGTAGTTAATGTTGGGGTTGGTACTGGTTGAACTATATATC-
 CTCCTTTATCTTCTTTAGTTGGTCATGGGGGTATATCTGTTGATATAGC-
 TATTTTTTCTTTACATTTGGCGGGTGCATCATCTATTATAGGTGTAGT-
 TAATTTTATTTCTACTATTTTTAATATAAAAATTAATTTCTATTAGATTA-
 GATCAAATTAATTTATTTGTTTGATCAGTTTTAATTACAGCTGTATTAT-
 TATTATATCTTTACCTGTTTTAGCTGGTGCAATTACTIONTACTTACT-
 GATCGTAATTTAAATACGACTTTTTTTGATTTTTCTGGTGGTGGGGATC-
 CTATTTTATTCAACATTTATTT.

Holotype ♀. Alajuela, Sector Rincon Rain Forest, Estación Llanura, 10.93332, -85.25331, 135 meters, caterpillar collection date: 25/v/2013, wasp eclosion date: 07/vi/2013. Depository: CNC.

Host data. *Thisbe irenea* (Riodinidae) feeding on *Croton morifolius* (Euphorbiaceae).

Host caterpillar and holotype wasp voucher codes. 13-SRNP-76430, DHJPAR0052094.

Paratypes. DHJPAR0021182, DHJPAR0021183, DHJPAR0021185, DHJPAR0021187, DHJPAR0021190, DHJPAR0021192, DHJPAR0021193, DHJPAR0021195, DHJPAR0040352, DHJPAR0040353, DHJPAR0040354, DHJPAR0040355, DHJPAR0040356, DHJPAR0040357, DHJPAR0041144, DHJPAR0048705, DHJPAR0056005. Depository: CNC.

Etymology. The species name is a patronym for Bob Robbins in recognition of his contribution to the ACG inventory throughout the identification of Lycaenidae.

***Triraphis bradzlotnicki* Sharkey, sp. nov.**

<http://zoobank.org/39055987-2C2E-4ACD-9513-A286188A4E1C>

Figure 431

Diagnostics. BOLD:AAD7334. Consensus barcode. TGTATTATATTTTT-TATTTGGTATTTGGGCTGGTATGGTTGGTTTATCTATAAGATTAAT-TATTCGATTAGAATTAAGAATGCCAGGTAGTTTATTAGGTAATGAT-



Figure 431. *Triraphis bradzlotnicki*, holotype.

CAAATTTATAATGGYATAGTTACTGCTCATGCTTTTATTATAATTTTTTTT-
 TATAGTTATACCTATTATAAATTGGGGGGTTTGGAAATTGGTTAATTCAT-
 TAATGTTAGGGGCYCTGATATAGCTTTCCCTCGTATAAATAATATAA-
 GATTTTGATTATTAATTCCTTCATTAACCTTTATTAATTTTAAGTGCT-
 GTAGTTAATGTRGGAGTTGGAACAGGATGAACTATRTATCCTCCAT-
 TATCTTCTTTAGTTGGTCATGGGGGAATATCGGTTGATATAGC-
 TATTTTTTCTTTACATTTGGCTGGTGCTCATCTATTATAGGTGTTGT-
 TAATTTTATTTCTACTATTTTAAATATAAAATTGGTATCTATTAATTTG-
 GATCAAATTAATTTATTTGTTTGGTCTGTTTAAATTAAGTCTGTTTAT-
 TATTATTGTCTTTACCGGTTTTGGCTGGTGCTATTACTATATATTAAC-
 TATCGTAATTTAAATACAACATTTTTTGATTTTTTCAGGTGGGGGAGATC-
 CTATTTTATTTCAACATTTATTT.

Holotype ♀. Guanacaste, Sector Pitilla, Sendero Naciente, 10.98705, -85.42816, 700 meters, caterpillar collection date: 11/iv/2009, wasp eclosion date: 22/iv/2009. Depository: CNC.

Host data. *Podalia orsilocha* (Megalopygidae) feeding on *Chimarrhis parviflora* (Rubiaceae).

Host caterpillar and holotype wasp voucher codes. 09-SRNP-31273, DHJ-PAR0035258.

Paratypes. Hosts = *Podalia orsilocha* and *Venadicodia caneti* (Limacodidae). DHJ-PAR0035536, DHJPAR0035545, DHJPAR0035546, DHJPAR0035251. DHJ-PAR0045688, DHJPAR0062195. Depository: CNC.

Other material. Four specimens in the same BIN were collected in Jalisco, Mexico (BIOUG20632-B06, BIOUG20863-E05, BIOUG20444-H09, BIOUG20584-D04). They were not examined, but the one specimen that has an image on BOLD is somewhat lighter in coloration than the Costa Rican specimens.

Etymology. *Triraphis bradzlotnicki* is named in honor of Brad Zlotnick's contributions to publicity for ACG, GDFCF, and BioAlfa.

***Triraphis brianbrowni* Sharkey, sp. nov.**

<http://zoobank.org/2FA1F96E-4BD2-4C4F-BD2A-4AA0A56382B3>

Figure 432

Diagnostics. BOLD:AAE0329. Consensus barcode. TGTTTTATATTTTT-
 TATTTGGAATTTGAGCAGGAATAGTRGGTTTGTCAATAAGATTAAT-
 TATTCGATTRGAATTAAGTATAACCAGGTAGTTTATTAGGTAATGAT-
 CAAATTTATAATGGTATAGTAACAGCKCATGCTTTTATTATAATTTTTTTT-
 TATAGTTATACCTATYATAATTGGGGGGTTTGGTAATTTGGTTRATTC-
 CTTTAATATTAGGGGCTCCTGATATAGCTTTYCCTCGTATAAATAATAT-
 GAGTTTTTTGATTATTAATTCCTTCATTAACCTTTATTAATTTTAAGGGCT-
 GTAGTWAATGTTGGGGTTGGTACTGGTTGAACTATRTATCCTC-
 CTTTGTCTTCTTTAGTTGGTCATGGGGGTATGTCTGTTGATATAGC-



Figure 432. *Triraphis brianbrowni*, holotype female and paratype male.

TATTTTTTCTTTACATTTAGCTGGTGCATCATCAATTATAGGTGTAGT-TAATTTTATTTCTACTATTTTAAATATAAAATTAGTTTCTATTAGATTG-GATCAAATTAATTTATTTGTTTGATCAGTTTAAATTACAGCTGTATTAT-TATTATATCTTTACCTGTTTTAGCTGGTGAATTACTATATTACTTACT-GATCGTAATTTAAATACAACTTTTTTTGATTTTTCTGGTGGTGGAGATC-CTATTTTATTTCAACATTTATTT.

Holotype ♀. Guanacaste, Sector Mundo Nuevo, Quebrada Tibio Perla, 10.76261, -85.42979, 330 meters, caterpillar collection date: 16/xii/2013, wasp eclosion date: 03/i/2014. Depository: CNC.

Host data. *Panhiades bitias* (Lycaenidae) feeding on *Inga vera* (Fabaceae).

Host caterpillar and holotype wasp voucher codes. 13-SRNP-57666, DHJ-PAR0054548.

Paratypes. DHJPAR0028327, DHJPAR0061496, BIOUG29630-A05, BIOUG09733-H06. Depository: CNC.

Other material. Five specimens from the Chiquibul Rainforest in Belize are in the same BIN and are likely conspecific (BMNHE897790, BMNHE897797, BMNHE897810, BMNHE897828, BMNHE897833). They were not examined.

Etymology. *Triraphis brianbrowni* is named to acknowledge the contributions of Brian Brown to ACG, GDFCF, and BioAlfa through the identification of Costa Rican Diptera.

Triraphis brianlaueri Sharkey, sp. nov.

<http://zoobank.org/B2CCA099-B925-4827-91AD-4691EDF97591>

Figure 433

Diagnostics. BOLD:ACL0916. Consensus barcode. TGTATTATATTTTT-TATTTGGTATTTGATCAGGTATGGTTGGTTTATCTATGAGGGTAAT-TATTCGGTTAGAATTAAGGATACCTGGTAGTTTATTAGGTAATGATCAAATTTATAATGGAATAGTTACTGCTCATGCACTTATTATAATTTTTTT-TATAGTAATACCAATTATAATTGGAGGATTTGGTAATTGATTAATTCCTT-TAATATTAGGAGCTCCTGATATGGCTTTCCCACGTATGAATAATATAA-GATTTTGATTGTTAATTCCTTCATTAATTTTATTAATTTTGAGGGCG-GTAGTAAATGTTGGAGTTGGGACAGGKTGAACAATTTATCCTC-CCTTATCTTCTTTAATAGGTCATGGGGGGATATCTGTTGATATAGC-TATTTTTTCTTTACATTTAGCAGGGGCTTCTTCTATTATGGGAGTAAT-TAATTTYATTTCTACTATTTTTAATATAAAAATTAATTTCAATTAAGTTA-GATCAAATTAATTTATTTGTTTGATCAGTTTTAATTACTGCGGTGYTAT-TATTATATCTTTACCTGTTTTGGCAGGGGCTATYACTATATATTAACT-



Figure 433. *Triraphis brianlaueri*, holotype.

GATCGTAACTTAAATACTACTTTTTTTTGGATTTTTCTGGTGGAGGGGATC-
CTATTTTATTCAACATTTATTT.

Holotype ♀. Guanacaste, Sector Santa Rosa, Bosque San Emilio, 10.8438, -85.6138, 300 meters, dry forest, 31/xii/2012, Malaise trap. Depository: CNC.

Host data. None.

Holotype voucher code. BIOUG17956-H11.

Paratypes. BIOUG09430-G03, BIOUG09740-C12, BIOUG09827-C08, BIOUG17566-G07, BIOUG18248-A06, BIOUG28779-A10, BIOUG29092-C07, BIOUG30950-C06. Depository: CNC.

Etymology. *Triraphis brianlaueri* is named in honor of Brian Lauer in appreciation of his years of IT support.

***Triraphis briannestjacquesae* Sharkey, sp. nov.**

<http://zoobank.org/1F6C99C0-8262-4FD2-AB72-0C908E5B4F89>

Figure 434

Diagnosics. BOLD:AAF7900. Consensus barcode. AGTTTTATATTTTT-TATTTGGTATTTGAGCGGGAATAGTTGGTTTATCTATAAGTTTGAT-TATTCGACTAGAATTAAGAATACCTGGTAGTTTATTAGGTAATGAT-CAAATTTATAATGGAATAGTTACTGCTCATGCTTTTATTATAATTTTTTT-TATAGTAATACCTATTATAATTGGTGGATTTGGAAATTGGTTAATTCCTT-TAATATTAGGAGCACCTGATATAGCTTTCCTCGTATAAATAATATAA-




Figure 434. *Triraphis briannestjacquesae*, holotype.

GATTTTGATTATTAATTCCTTCATTAACATTATTAATTTTAAGAGCTGTAGTTAATGTTGGGGTAGGAACTGGTTGAACATTGTATCCTCCTTTATCTTCTCTAGTGGGTCATGGGGGTATATCTGTAGATATAGCTATTTTTTCTTTACATTTAGCTGGGGTTTCTTCTATTATAGGTGTTGTAAATTTTATTTCTACTATTTTAAATATAAAATTAATTTCTATTAATTTAGATCAAATTAATTTATTTGTTTGATCAGTATTAATTACTGCTGTTTTATTATTATCTTTACCTGTATTGGCAGGGGCTATTACTATATATTAACAGATCGTAATTTAAATACAACATTTTTTTGATTTTTCTGGAGGAGGAGATCCAATTTTATTTCAACATTTATTT.

Holotype ♀. Alajuela, Sector Rincon Rain Forest, Estación Caribe, 10.90187, -85.27495, 415 meters, caterpillar collection date: 07/vii/2014, wasp eclosion date: 18/viii/2014. Depository: CNC.

Host data. *Trosia nigropunctigera* (Megalopygidae) feeding on *Miconia xalapensis* (Melastomataceae).

Host caterpillar and holotype wasp voucher codes. 14-SRNP-43092, DHJ-PAR0055967.

Paratypes. DHJPAR0045388 DHJPAR0055965 DHJPAR0055966 DHJPAR0055968. Depository: CNC.

Etymology. *Triraphis briannestjacquesae* is named in appreciation of Brianne St. Jacques' contributions to publicity for ACG, GDFCE, and BioAlfa.

***Triraphis camilocamargoi* Sharkey, sp. nov.**

<http://zoobank.org/0B1F10B3-D932-429A-816E-9DA392B38981>

Figure 435

Diagnostics. BOLD:AAJ3968. Consensus barcode. TGTTTTATATTTTTTATTTGGTATTTGAGCTGGTATAGTGGGATTATCAATAAGTTTAAATATTCGTTTAGAATTAAGTATAACCAGGTAGTTTATTAGGTAATGATCAAATTTATAATGGAATAGTAACGGCTCATGCTTTTATTATAATTTTTTTTATAGTTATACCTATTATAATTGGGGGATTGGTAATTGATTAATTCCTTAAATATTGGGGGCACCTGATATAGCTTTTCCACGTATAAATAATATAAGTTTTTGATTATTAATTCCTTCATTAACCTTATTAATTTTAAGTGCTGTAGTAAATGTTGGGGTAGGGACTGGGTGAACTATATATCCTCCTTTATCTTCTTTAGTTGGTCATGGGGGGATATCTGTTGATATGGCAATTTTTTCTTTACATTTAGCAGGGGCATCTTCTATTATAGGGGTAGTTAATTTTATTTCTACTATTTTAAATATAAAATTAATTTCTATTAGTTTAGATCAAATTAATTTATTTGTTTGATCTGTTTTAATTACAGCAGTATTATTATTATTATCTTTACCTGTTTTAGCTGGGGCTATTACTATATACTTACTGATCGTAATTTGAATACAACCTTTTTTTGACTTTTCTGTGGGGGGGATCCTATTTTATTTCAACATTTATTT. *Triraphis donbrighti* occupies the same BIN as *T. camilocamargoi* but can be separated by multiple morphological characters, the most obvious of which is the single terminal melanic band in the



Figure 435. *Triraphis camilocamargoi*, holotype.

forewing of *T. donbrighti* which in *T. camilocamargoi* is accompanied by a second band near midlength of the forewing.

Holotype ♀. Alajuela, Sector San Cristobal, Sendero Huerta, 10.93050, -85.37223, 527 meters, caterpillar collection date: 02/vii/2012, wasp eclosion date: 15/vii/2012. Depository: CNC.

Host data. *Anteros formosus* (Riodinidae) feeding on *Miconia xalapensis* (Melastomataceae).

Host caterpillar and holotype wasp voucher codes. 12-SRNP-2680, DHJPAR0049947.

Paratypes. Hosts = same as holotype. DHJPAR0017285, DHJPAR0049949, DHJPAR0051362. Depository: CNC.

Etymology. *Triraphis camilocamargoi* is named in honor of Camilo Camargo's long-appreciated contributions to publicity for ACG, GDFCF, and now, BioAlfa.

***Triraphis carlosberrerae* Sharkey, sp. nov.**

<http://zoobank.org/774EA64C-8E50-4BD7-A274-24CD17154DF4>

Figure 436

Diagnostics. BOLD:AAW1546. Consensus barcode. TGTTTTATATTTTT-TATTTGGTATTTGAGCAGGAATAGTGGGATTATCAATAAGTT-TAATTATTCGTTTAGAGTTAAGAATACCAGGTAGTTTATTAGG-TAATGATCAAATTTATAATAGAATAGTAACAGCTCATGCTTTTAT-



Figure 436. *Triraphis carlosherrerae*, holotype.

TATAATTTTTTTTATGGTTATACCTATTATAATTGGGGGGTTTGG-
 TAATTGATTAATTCCATTAATATTGGGGGCYCCTGATATAGCTTTTC-
 CACGTATAAATAATATAAGATTTTGATTATTAATTCCTTCATTGACTT-
 TATTAATTTTAAGGGCTATAGTTAATGTTGGTGTAGGGACTG-
 GTTGAECTATATATCCTCCTTTATCTTCTTTAGTTGGTCATGGTG-
 GCATATCAGTTGATATAGCAATTTTTTCTTTACATTTAGCAGG-
 TATTTTCATCTATTATAGGTGTAGTTAATTTTATTTCTACAATTTT-
 TAATATAAAATTAATTTCTATTGGTTTAGATCAAATTAATTTATTT-
 GTTTGGTCTGTTTTAATTACAGCAGTATTATTATTATTATCTTTAC-
 CTGTTTTGGCAGGGGCTATTACTATATTACTTACTGATCGTAATT-
 TAAATACAACTTTTTTTGATTTTTCTGGGGGTGGAGATCCTATTT-
 TATTTCAACATTTATTT.

Holotype ♀. Alajuela, Sector San Cristobal, Puente Palma, 10.9163, -85.37869, 460 meters, caterpillar collection date: 04/xi/2008, wasp eclosion date: 11/xi/2008. Depository: CNC.

Host data. *Emesis mandana* (Riodinidae) feeding on *Hieronyma alchorneoides* (Phyllanthaceae). Gregarious parasitoid with 27 specimens emerging from the host.

Host caterpillar and holotype wasp voucher codes. 08-SRNP-6211, DHJPAR0030715.

Paratypes. Host = same as holotype. DHJPAR0050030. Depository: CNC.

Etymology. *Triraphis carlosherrerae* is named to acknowledge Carlos Herrera's contributions to publicity for ACG, GDFCF, and now, BioAlfa.

Note. This is a gregarious parasitoid with 27 wasps emerging from the host larval mummy.

***Triraphis carolinepalmerae* Sharkey, sp. nov.**

<http://zoobank.org/52000592-EB89-4DD2-9E35-E2012A2AFF98>

Figure 437

Diagnostics. BOLD:ABA9319. Consensus barcode. TGTTTTATATTTTT-TATTTGGTATTTGGGCTGGTATAGTTGGTTTATCTATAAGGTTAAT-



Figure 437. *Triraphis carolinepalmerae*, holotype.

TATTCGTTTAGAATTAAGTATACCTGGTAGATTACTGGGTAATGAT-
 CAAATTTATAATGGTATAGTAACTGCTCATGCTTTTATTATAATTTTTT-
 TATAGTTATACCTATTATAATTGGCGGGTTTGGGAATTGATTAATTC-
 CTTTAATATTGGGGGCACCTGATATAGCTTTTCCTCGTATAAATAATAT-
 GAGTTTTTGGATTATTAATTCCTTCATTAACATTATTAATTTAAGGGCT-
 GTAGTTAATGTTGGGGTAGGTACTGGGTGAACTTTATATCCAC-
 CTTTATCTTCTTAGTTGGTTCATGGGGGCATATCTGTAGATATAKC-
 TATTTTTCTTTACATTTAGCTGGTGCTTCTTCTATTATGGGGGTTGT-
 TAATTTTATTTCTACTATTTTAAATATAAAAATTAGTATCAATTAATTTA-
 GATCAAATTAATTTATTTGTTTGATCAGTATTAATTACAGCTGTTTTAT-
 TATTATGTCCTTACCAGTATTAGCTGGTGCAATTAATTAATTTGACA-
 GATCGTAATTTAAATACAACATTTTTTGATTTTTCTGGTGGGGGGGA-
 CCTATTTTA-TTCAACACTTATTT.

Holotype ♂. Guanacaste, Sector Pitilla, Sendero Laguna, 10.9888, -85.42336, 680 meters, caterpillar collection date: 06/vi/2011, wasp eclosion date: 20/vi/2011. Depository: CNC.

Host data. *Isochaetes dwagsi* (Limacodidae) feeding on Solanaceae 16453 (Solanaceae).

Host caterpillar and holotype wasp voucher codes. 11-SRNP-31583, DHJ-PAR0045383.

Paratype. BIOUG27999-A10. Depository: CNC.

Etymology. *Triraphis carolinepalmerae* is named in honor of Caroline Palmer's long-appreciated contributions to publicity for ACG, GDFCE, and now, BioAlfa.

***Triraphis charlesmorrisi* Sharkey, sp. nov.**

<http://zoobank.org/CB1DA8EA-1A73-44C8-9500-AEB335D13977>

Figure 438

Diagnostics. BOLD:ABU8062. Consensus barcode. TGTTTTATATTTTT-
 TATTTGGAATTTGATCAGGTATAGTTGGTTTGTCATAAAGATTAAT-
 TATTCGTTTAGAATTAAGAATACCAGGTAGTTTATTAGGTAATGAT-
 CAAATTTATAATGGTATAGTTACAGCTCATGCATTTATTATAATTTTTT-
 TATAGTTATGCCTATTATAATTGGTGGGTTTGGTAATTGATTAATTCCTT-
 TAATATTAGGTGCTCCTGATATAGCTTTTCCTCGTATAAATAATATAA-
 GTTTTTGGTTATTAATTCCTTCTTTAACTTTATTAATTTAAGAGCT-
 GTAGTTAATGTTGGGGTTGGTACTGGATGAACTATATATCCTC-
 CTTTATCTTCTTAGTTGGTTCATGGTGGAATATCTGTTGATATAG-
 CAATTTTTCTTTACATTTGGCTGGGGTATCTTCTATTATGGGGGTAAT-
 TAATTTTATTTCAACTATTTTAAATATAAAAATTAATTTCTATTAAATTA-
 GATCAAATTAATTTATTTGTTTGATCAGTTTTAATTACAGCTTTTTTAT-
 TATTATATCTTTACCTGTTTTAGCAGGTGCTATTAATTAATTTACT-
 GATCGTAATTTAAATACAACATTTTTTTGATTTTTTCGGGTGGAGGAGATC-
 CAATTTTATTTCAACACTTATTT.



Figure 438. *Triraphis charlesmorrissi*, holotype.

Holotype ♀. Guanacaste, Sector Pitilla, Sendero Laguna, 10.9888, -85.42336, 680 meters, caterpillar collection date: 23/ix/2011, wasp eclosion date: 10/x/2011. Depository: CNC.

Host data. *Eurybia lycisca* (Riodinidae) feeding on *Calathea lasiostachya* (Marantaceae).

Host caterpillar and holotype wasp voucher codes. 11-SRNP-32841, DHJ-PAR0045793.

Paratypes. Host = same as holotype. DHJPAR0045790, DHJPAR0045791, DHJPAR0045792, DHJPAR0045794. Depository: CNC.

Etymology. *Triraphis charlesmorrissi* is named in appreciation of the contributions of Charles Morris to increase publicity for ACG, GDFCE, and now, BioAlfa.

***Triraphis chigiybinellae* Sharkey, sp. nov.**

<http://zoobank.org/97D46995-0093-4CBB-97B5-4D2C848E1551>

Figure 439

Diagnostics. BOLD:ACK5778. Consensus barcode. TGTTTTATATTTTT-TATTTGGAATTTGAGCAGGAATATTAGGTTTATCAATAAGGTTAAT-TATTCGATTAGAATTAAGTATACCT--GGTAGTTTATTAGGTAATGATCAAATTTATAATGGTATAGTTACAGCCCATGCTTTTATTATAATTTTTTT-TATAGTTATACCTATTATAATTGGTGGTTTTGGAAATTGATTAATTCCTT-TAATATTAGGGGCTCCTGATATAGCTTTTCCTCGTATAAATAATATAA-GTTTTTGATTATTAATTCCTTCATTAACCTTATTGATTTTAAGTGCTGTAGTTAATGTTGGGGTTGGTACTGGTTGAACTATATATCCTCCTTTGTCTTCTTTAGTT--GGTCATGGGGGAATATCTGTTGATATG-



Figure 439. *Triraphis chigybinellae*, holotype.

GCAATTTTTCTTTACATTTAGCTGGTGCGTCATCTATTATAGGAG-TAGTTAATTTTATTTCTACTATTTTAAATATAAAATTAATTTCTATTA-GATTAGATCAAATTAATTTATTTGTTTGATCAGTTTAAATTACAGCTATAT-TATTATTATTATCTTTACCTGTATTAGCTGGTGCAATTACTIONTACTATATTACT-TACTGATCGTAATTTAAATACAACCTTTTTTTGATTTTTCTGGTGGTGGG-GATCCTATTTATTTCACATTTATTT.

Holotype ♀. Alajuela, Sector San Cristobal, Finca San Gabriel, 10.87766, -85.39343, 645 meters, caterpillar collection date: 23/ix/2013, wasp eclosion date: 08/x/2013. Depository: CNC.

Host data. *Metacharis victrix* (Riodinidae) feeding on *Heisteria costaricensis* (Olacaceae).

Host caterpillar and holotype wasp voucher codes. 13-SRNP-4931, DHJ-PAR0053602.

Paratypes. None.

Etymology. *Triraphis chigybinellae* is named in honor of Chigy Binell's long-appreciated contributions to publicity for ACG, GDFCE, and now, BioAlfa.

***Triraphis christerhanssoni* Sharkey, sp. nov.**

<http://zoobank.org/D38DC4D0-240C-43B2-A197-F02F308DD57C>

Figure 440

Diagnostics. BOLD:ADB1219. Consensus barcode. AGTATTATATTTTT-TATTTGGAATTTGGGCAGGTATAGTTGGATTATCTATAAGTTTAAAT-TATTCGTTTAGAATTAAGAATGCCTGGAAGTTTACTAGGTAATGAT-



Figure 440. *Triraphis christerhansoni*, holotype.

CAAATTTATAATGGGATAGTTACTGCTCATGCTTTTATTATAATTTTTTTT-
TATAGTTATACCTATTATAAATTGGTGGTTTTGGTAATTGACTAATTCCAT-
TAATATTGGGGGCTCCTGATATAGCTTTTCCCTCGTATAAAATAATATAA-
GATTTTGGCTATTAATTCCTTCATTAACATTATTAATTTAAGAGCT-
GTTGTTAATGTTGGAGTAGGGACTGGGTGAACATTATATCCTCC-
CTTATCTTCTTTAGTTGGTCATGGTGGGATATCTGTAGATATAGC-
TATTTTTTCTTTACATTTAGCTGGTGCTTCTTCAATTATAGGGGTTGT-
TAATTTTCTTTCTACTATTTTAAATATAAAAATTAGTATCTATTAATTTA-
GATCAAATTAATTTATTTGTTTGATCAGTATTAATTACTGCTGTTTTAT-
TATTATATCTTTACCAGTATTAGCTGGGGCTATTACTATATTATTGACA-
GATCGTAATTTAAATACAACCTTTTTTTGATTTTTTCTGGTGGAGGAGATC-
CTATTTTATTCAACATTTATTT.

Holotype ♀. Guanacaste, Sector Cacao, Sendero Arenales, 10.92471, -85.46738, 1080 meters, caterpillar collection date: 04/xi/2015, wasp eclosion date: 21/xi/2015. Depository: CNC.

Host data. megaJanzen01 98-SRNP-3934 (Megalopygidae) feeding on *Inga punctata* (Fabaceae).

Host caterpillar and holotype wasp voucher codes. 15-SRNP-35615, DHJ-PAR0058772.

Paratypes. Hosts = megaJanzen01. DHJPAR0058770, DHJPAR0058771, DHJ-PAR0058773, DHJPAR0058774, DHJPAR0058775. Depository: CNC.

Etymology. *Triraphis christerhanssoni* is named in honor of Christer Hansson's long-appreciated contributions to publicity for ACG, GDFCE, and now, BioAlfa.

***Triraphis christhompsoni* Sharkey, sp. nov.**

<http://zoobank.org/27FEFBEB-8911-4B3F-8617-DF15812728EA>

Figure 441

Diagnostics. BOLD:ACK7801. Consensus barcode. TGTATTATATTTTT-TATTTGGAATTTGATCAGGTATAGTTGGGTATCTATAAGTTTAAAT-TATTCGTTTAGAATTAAGAATACCTGGAAGTTTATTGGGGAATGAT-CAAATTTATAATGGTATAGTGACTGCCCATGCTTTTATTATAATTTTTTT-TATGGTTATACCTATTATAATTTGGTGGGTTTGGAAATTGATTAATTC-CCYTAATATTAGGGGCTCCTGATATAGCTTTTCCTCGTATAAATAATATAA-GATTTTGATTATTAATTCCTTCATTAACCTTAYTAATTTAAGGGCT-GTAGTTAATGTTGGGGTAGGAACAGGATGAACTTTATATCCAC-CTTTATCTTCTTTAGTTGGACATGGTGGAAATATCTGTTGATATAGC-



Figure 441. *Triraphis christhompsoni*, holotype.

TATTTTTTCTTTACATTTGGCTGGGGCGTCTTCAATTATAGGGGTTGT-
 TAATTTTATTTCTACTATTTTAAATATAAAAATTAGTATCAATTAATTTA-
 GATCAAATTAATTTATTTGTTTGATCAGTATTAATTACTGCTGTTTTAT-
 TATTATATCTTTACCAGTATTGGCAGGTGCTATTACTATATTGTTAACA-
 GATCGTAATTTAAATACAACATTTTTTGATTTTTCTGGTGGTGGGGATC-
 CTATTTTATTTCAACATTTATTT.

Holotype ♀. Guanacaste, Sector El Hacha, Estación Los Almendros, 11.03226, -85.52776, 290 meters, caterpillar collection date: 29/ix/2011, wasp eclosion date: 10/x/2011. Depository: CNC.

Host data. zygJanzen01 Janzen04 (*Zygaenidae*) feeding on *Davilla nitida* (*Dilleniaceae*).

Host caterpillar and holotype wasp voucher codes. 11-SRNP-22833, DHJ-PAR0045818.

Paratypes. Hosts = same as holotype. DHJPAR0029048, DHJPAR0029064, DHJPAR0029059, DHJPAR0048107, DHJPAR0050069, DHJPAR0059698. Depository: CNC.

Other material. A specimen from Mexico (BIOUG20849-A08) and one from Belize (NHM749275) are in the same BIN and are likely conspecific with *T. christhompsoni*. They were not examined.

Etymology. The species epithet is a patronym for Chris Thompson, a noted North American dipterist, and acknowledges his significant contributions to the inventory of ACG, and Costa and Rica in general, through the identification of Diptera and assisting with the curation of the collection formerly known as INBio.

***Triraphis conniebarlowae* Sharkey, sp. nov.**

<http://zoobank.org/81277D3E-4CB2-420D-B6A1-503C3F320368>

Figure 442

Diagnosics. BOLD:ADJ3083. Consensus barcode. TGTTTTATATTTTT-
 TATTTGGAATTTGAGCAGGAATAGTAGGTTTATCAATGAGATTAAT-
 TATTCGATTAGAATTAAGTATAACCGGGAAGTTTATTAGGTAATGAT-
 CAAATTTATAATGGTATAGTAACTGCTCATGCTTTTTATTATAATTTTTTT-
 TATAGTTATACCTATTATAATGGGGGATTTGGTAATTGGTTGATTCCTT-
 TAATATTAGGGGCTCCTGATATAGCTTTTCCTCGTATAAATAATATAA-
 GTTTTTGATTATTAATTCCTTCATTAACCTTATTAATTTAAGGGCT-
 GTAGTTAATGTTGGGGTTGGGACTGGTTGGACTATATATCCTC-
 CTTTATCTTCTTTAGTTGGTCATGGGGGCATATCTGTTGATATGGC-
 TATTTTTTCTTTACATTTAGCGGGTGCATCATCTATTATAGGTGTAGT-
 TAATTTTATTTCTACTATTTTAAATATAAAAATTAGTTTCTATTAGATTG-
 GATCAAATTAATTTATTTGTTTGATCAGTTTTAATTACAGCTGTATTAT-
 TATTATATCTTTACCTGTTTTAGCCGGTGCAATTACTATACTACTTACT-
 GATCGTAATTTAAATACAACCTTTTTTTTGATTTTTCTGGTGGTGGGGATC-
 CTATTTTATTTCAACATTTATTT.



Figure 442. *Triraphis conniebarlowae*, holotype.

Holotype ♀. Guanacaste, Sector Pitilla, Medrano, 11.01601, -85.38052, 380 meters, caterpillar collection date: 22/vii/2017, wasp eclosion date: 07/viii/2017. Depository: CNC.

Host data. *Caria rhacotis* (Riodinidae) feeding on *Celtis iguanaea* (Ulmaceae).

Host caterpillar and holotype wasp voucher codes. 17-SRNP-72605, DHJPAR0061495.

Paratype. Host = same as holotype. DHJPAR0061498. Depository: CNC.

Etymology. *Triraphis conniebarlowae* is named in honor of Connie Barlow's long-appreciated contributions to publicity for ACG, GDFCF, and now, BioAlfa.

***Triraphis craigsimonsi* Sharkey, sp. nov.**

<http://zoobank.org/FBB8BEC4-99C2-498D-A198-894B7EC70653>

Figure 443

Diagnostics. BOLD:ADM7982. Consensus barcode. TGTTTTATATTTTT-TATTTGGAATTTGAGCAGGAATAGTAGGTTTATCAATGAGATTAAT-TATTCGATTAGAATTAAGTATAACCAGGAAGTTTATTAGGTAATGATCAGATTTATAATGGTATAGTTACAGCTCATGCTTTTATTATAATTTTTTT-TATAGTTATACCTATTATAATTGGGGGATTGGTAATTGGTTAATTCCTTTAATATTAGGGGCTCCTGACATAGCTTTTCCTCGTATAAATAATATGAGGTTTTGATTATTAATTCCTTCATTAACTTTATTAATTTAAGAGCT-



Figure 443. *Triraphis craigsimonsi*, holotype.

GTAGTTAATGTTGGAGTTGGTACTGGTTGAACTATATATCCTCCTT-
TATCTTCTTTGGTTGGTCATGGGGGTATATCTGTTGATATAGC-
TATTTTTTCTTTACATTTAGCGGGTGCATCATCTATTATAGGTGTAGT-
TAATTTTATTTCTACTATTTTAAATATAAAATTAATTTCTATTGGATTG-
GATCAAATTAATTTATTTGTTTGATCAGTTTAAATTACAGCTGTATTAT-
TATTATATCTTTACCTGTTTTGGCTGGTGCAATTACTATATTACTTACT-
GATCGTAATTTAAATACAACTTTTTTGATTTTTCTGGTGGTGGGGACC-
CTATTTTATTCAACATTTATTT.

Holotype ♀. Guanacaste, Sector Pitilla, Loaiciga, 11.01983, -85.41342, 445 me-
ters, caterpillar collection date: 19/iii/2007, wasp eclosion date: 09/iv/2007. Deposi-
tory: CNC.

Host data. *Napaea eucharila* (Riodinidae) feeding on *Vriesea sanguinolenta*.

Host caterpillar and holotype wasp voucher codes. 07-SRNP-31839, DHJ-
PAR0062174.

Paratypes. None.

Etymology. *Triraphis craigsimonsi* is named in honor of Craig Simons' long-appre-
ciated contributions to publicity for ACG, GDFCF, and now, BioAlfa.

***Triraphis danielhubi* Sharkey, sp. nov.**

<http://zoobank.org/B138C6B0-F730-4034-8E6B-AE0097E483F2>

Figure 444

Diagnostics. BOLD:AAM9596. Consensus barcode. AGTATTATATTTTT-
TATTTGGTATTTGATCYGGTATGGTRGGATTATCTATGAGTT-
TAATTATTCGTTTAGAATTAAGAATACCYGGTAGTTTATTGGG-



Figure 444. *Triraphis danielhubi*, holotype.

TAATGATCAAATTTACAATGGRATAGTTACTGCTCATGCTTTAATT-
 ATAATTTTTTTTATAGTTATGCCTATTATAATTGGTGGGTTTGGAAAT-
 GATTAGTACCYTTAATATTGGGGTCCCCGATATAGCTTTTCCTC-
 GAATAAATAATATAAGATTTTGATTATTAATCCYCTTTAATTTTATTAAT-
 ATTAAGAGCTGTAGTAAATATTGGGGTTGGCACTGGTTGAACTATATAY-
 CCTCCTTTATCTTCTTTAATTGGTCATGGGGGTATATCTGTTGATATAG-
 CAATTTTTTCTTTACATTTAGCCGGTATTTTCATCTATTATAGGGGTAAT-
 TAATTTTATTTCTACTATTTTAAATATGAAATTAGTTTCAATTAAGTTG-
 GATCAAATTAATTTATTTATTTGATCTGTTTTAATTACTGCTATATTATT-
 ATTATTATCTTTACCTGTTTTAGCGGGAGCAATTACTATATTATTGACT-
 GATCGTAATTTAAATACAACTTTTTTTTGATTTTTTCTGGGGGAGGAGATC-
 CTATTTTATTTACAGCATTTATTT.

Holotype ♀. Guanacaste, Sector Santa Rosa, Bosque San Emilio, 10.8438, -85.6138, 300 meters, dry forest, 01/x/2012, Malaise trap. Depository: CNC.

Host data. None.

Holotype voucher code. BIOUG17468-D07.

Paratypes. All Malaise-trapped. BIOUG08905-F04, BIOUG08911-B10, BIOUG08911-B11, BIOUG17494-D05. Depository: CNC.

Other material. A specimen from Belize (BMNHE897776) is in the same BIN and is likely conspecific.

Etymology. *Triraphis danielhubi* is named in honor of Daniel Hub's long-appreciated contributions to publicity for ACG, GDFCF, and now, BioAlfa.

Note. Males lack the pale band on the antenna.

***Triraphis davidduthiei* Sharkey, sp. nov.**

<http://zoobank.org/2D4BF74F-A4DD-44BC-A3A5-E9934DAE7E37>

Figure 445

Diagnostics. BOLD:ACF6933. Consensus barcode. TGTTTTATATTTTT-TATTTGGTATTTGAGCGGGTATAGTGGGTTTATCAATGAGGTTAAT-TATTCGTTTAGAATTAAGTATGCCAGGTAGTTTATTAGGTAATGATCAGATTTATAATGGTATAGTTACAGCTCATGCTTTTATTATAATTTTTTTT-TATAGTTATACCTATTATAATTGGTGGATTGGTAATTGATTAATTCCTT-



Figure 445. *Triraphis davidduthiei*, holotype.



Figure 446. *Triraphis davidwahl*, holotype.

Paratypes. BIOUG05082-G10, BIOUG08078-H08, BIOUG08539-D09, BIOUG09433-G08, BIOUG09826-F07, BIOUG09740-D11, BIOUG09740-D11, DHJPAR0055202 [Host = *Panhiades bitias* (Lycaenidae)], BIOUG17616-C02, BIOUG17714-E06, BIOUG17759-D05. Depository: CNC.

Other material. A specimen from Belize (BMNHE897830) is in the same BIN and is likely conspecific. A specimen from French Guiana (CCDB-07375 D01) is in the same BIN, and the image on BOLD is consistent with those from Costa Rica. Neither was examined.

Etymology. *Triraphis davidwahl* is named in honor of David Wahl's long-appreciated contributions to publicity for ACG, GDFCF, and now, BioAlfa.

Triraphis defectus Valerio, 2015

Figure 447

Diagnostics. BOLD:AAA5374. Consensus barcode. TGTATTGTAT-----TTTT-TATTTGGAATTTGATCAGGTATAGTTGGGYTATCTATAAGTTTAAT-



Figure 447. *Triraphis defectus*.

TATTCGRTTAGAATTAAGAATACCTGGGAGTTTATTGGGTAATGAT-
 CAAATTTATAATGGTATAGTGACTGCTCATGCCTTTATTATAATTTTTT-
 TATRGTTATGCCTATTATAATTGGTGGATTTGGAAATTGATTAATTCCTT-
 TAATG--TTAGGAGCTCCTG---ATATAGCTTTYCCTCGTATAAATAATATAA-
 GATTTTGATTATTAATTCCTTCATTAACTTTATTAATTTAAGGG-
 CYGTAGTTAATGTTGGGGTAGGGACAGGATGAACCTTATATCCWC-
 CTTTATCTTCTTTAGTTGGACATGGKGGTATATCTGTTGATATAGC-
 TATTTTTTCTTTACATTTGGCAGGGGCYTCTTCAATTATAGGGGTTGT-
 TAAYTTTATTTCTACTATTTTTAATATAAAAATTAGTATCAATTAATTTAG-
 -----ATCAAATTAATTTATTTGTTTGATCA-GTATTAATTA CTGCT-
 GTTTTATTATTATTATCT---TTACCAGTA---TTGGCRGGGGCTATTACTA-
 TATTGTTAACAGATCGTAATTTAAACACAACATTTTTTGATTTTTCTG-
 GTGGTGGGGATCCTATTTTATTTCAACATTTATTT.

Specimens examined ♀. Guanacaste, Sector Santa Rosa, Bosque San Emilio, 10.8438, -85.6138, 300 meters, dry forest, 16/vii/2012, Malaise trap. DHJ-PAR0021194, DHJPAR0029046, BIOUG05279-H01. Depository: CNC.

Host data. Valerio and Shaw (2015) recorded this species as a parasitoid of *Parasawellesca* and *Vipsania rosabella*, the data for which they mined from the ACG inventory database. Here we record the same two hosts.

Imaged specimen voucher code. BIOUG05386-B06.

Other material. A specimen from Jalisco, Mexico (BIOUG19130-H10) is in the same BIN and is likely conspecific with the Costa Rican specimens.

***Triraphis federicomatarritai* Sharkey, sp. nov.**

<http://zoobank.org/52F6EF0F-8B12-47F5-8DB4-8AF9391D997A>

Figure 448

Diagnostics. BOLD:ACX5348. Consensus barcode. GTATTATATTTTTTATTTG-GAATTTGGGCGGGTATAGTTGGAT'TATCAATAAGTTTAATTATTCGTT-




Figure 448. *Triraphis federicomatarritai*, holotype.

TAGAATTAAGTATGCCGGGTAGTTTATTGGGGAATGATCAAATTTA-
 TAATGGCATGGTAACTGCTCATGCTTTTATTATAATTTTTTTTATG-
 GTTATACCCATTATAATTGGGGGATTTGGGAATTGATTGATTCCCT-
 TAATGTTGGGGGCCCCCGACATAGCTTCCCTCGTATAAATAATATGA-
 GATTTTGGTTATTAATTCCTCATTAACGTTATTAATTTAAGGGCT-
 GTGGTTAATGTCGGGGTAGGAACAGGGTGAACCTTATATCCCCC-
 CCTATCTTCCCTAGTTGGTCATGGGGGTATATCTGTGGATATGGC-
 TATTTTTTCTTTACATTTAGCTGGGGCTTCTTCAATTATAGGAGTTG-
 TAAATTTTATTTCTACTATTTTAAATATAAAATTAGTATCAATTAATTTA-
 GATCAAATTAATTTATTTGTTTGATCAGTATTAATTAAGTCTGTTTAT-
 TATTATATCTTTGCCTGTATTAGCTGGGGCAATTACCATATTTAACA-
 GATCGT-----.

Holotype ♀. Guanacaste, Sector San Cristobal, Estación San Gerardo, 10.8801, -85.389, 575 meters, rain forest/laguna, 23/ix/2013, Malaise trap. Depository: CNC.

Host data. None.

Holotype voucher code. BIOUG19932-A06.

Paratypes. None.

Etymology. *Triraphis federicomatarritai* is named in honor of Federico Matarrita's long-appreciated contributions to publicity for ACG, GDFCE, and now, BioAlfa.

***Triraphis ferrisjabri* Sharkey, sp. nov.**

<http://zoobank.org/24920925-DA3D-4C8A-A0A6-E560F70984B3>

Figure 449

Diagnostics. BOLD:ADA2501. Consensus barcode. GTTTTATATTTTT-
 TATTCGGGATTTGAGCGGGTATGATTGGGCTATCTATAAGTATAAT-
 TATTCGGTTAGAATTAAGTATAACCGGCAGATTTTTGGGGAATGAT-
 CAAATTTATAATGGCATAGTGACTGCACATGCTTTTATTATAATCTTTTT-
 TATAGTTATGCCCATTTATAATTGGCGGTTTTGGAAATTGATTAATTC-
 CCCTAATGTTAGGGGCTCCCGATATAGCTTCCCTCGTATAAATAATAT-
 GAGATTTTGATTATTAATTCCTCTTTGACGTTGCTTATTTTAA-
 GGCCAGTAGTTAATGTTGGGGTAGGTACTGGCTGAACCTTTATACCC-
 CCCTTTATCTTCATTAGTTGGTCATGGGGGCATATCTGTAGATATAG-
 CAATTTTTCTTTACATCTAGCTGGGGCCTCTTCTATTATAGGGGT-
 GTTAATTTTATTTCTACTATTTTAAATATAAAATTAGTATCAATTAATTT-
 TAGATCAAATTAATTTATTTGTTTGATCTGTATTAATTACAGCTGTTT-
 TATTATATTATCTTTGCCGGTATTAGCTGGTGCCATCACTATATTATT-
 GACA-----.

Holotype ♀. Guanacaste, Sector San Cristobal, Estación San Gerardo, 10.8801, -85.389, 575 meters, rain forest/laguna, 8/ix/2014, Malaise trap. Depository: CNC.

Host data. None.

Holotype voucher code. BIOUG27980-B02.




Figure 449. *Triraphis ferrisjabri*, holotype.

Paratypes. None.

Etymology. *Triraphis ferrisjabri* is named in honor of Ferris Jabr's long-appreciated contributions to publicity for ACG, GDFCF, and now, BioAlfa.

***Triraphis mariobozai* Sharkey, sp. nov.**

<http://zoobank.org/D42FE599-1E2F-4237-9064-5C6451945EF0>

Figure 450

Diagnostics. BOLD:AAB1652. Consensus barcode. GTTTTATATTTTT-TATTTGGAATTTGAGCTGGTATAGTTGGGTTATCTATAARAT-TAATTATTCGATTAGAATTAAGTATACCTGGTAGATTATTGGG-GAATGATCAAATTTATAATGGTATGGTTACTGCTCATGCTTTT-ATTATAATTTTTTTTATAGTTATACCTATTATAATTGGTGGTTTTG-GAAATTGATTAATTCCTTTAATATTGGGGCTCCCGATATAGCTTTTC-CTCGTATAAATAATATGAGGTTTTTGATTATTAATTCCTTCATT-GACATTATTAATTCTAAGGGCTGTAGTTAATGTTGGGGTAGG-GACTGGATGAACTTTATATCCACCTTTATCTTTAGTTGGT-CATGGTGGGATATCTGTGGATATAGCTATTTTTTTCTTTACATT-TAGCTGGGGCTTCTTCTATTATGGGGTTGTTAATTTTATTTCTAC-TATTTTTAATATAAAATTAGTATCAATTAATTTAGATCAAATTAATT-



Figure 450. *Triraphis mariobozai*, holotype.

TATTTGTTTGATCAGTATTAATTACAGCTGTTTTATTATTATTATCTT-
TACCAGTATTAGCTGGTGCAATTACTATATTATTGACAGATCGTAATT-
TAAATACAACATTTTTTTGATTTTTCTGGGGGGGGTGACCCTATTT-
TATTTCAACATTTATTT.

Holotype ♀. Guanacaste, Sector Santa Elena, Casa Potrero Grande, 10.84918, -85.77315, 17 meters, caterpillar collection date: 29/xii/2005, wasp eclosion date: 23/i/2005. Depository: CNC.

Host data. *Megalopyge* Janzen06 (Megalopygidae) feeding on *Inga vera* (Fabaceae).

Host caterpillar and holotype wasp voucher codes. 05-SRNP-64341, DHJPAR0021178.

Paratypes. All with host data the same as holotype: DHJPAR0021189, DHJPAR0021172, DHJPAR0021173, DHJPAR0021174, DHJPAR0021175, DHJPAR0021176, DHJPAR0021177, DHJPAR0021179, DHJPAR0021186, DHJPAR0028756. Depository: CNC.

Etymology. *Triraphis mariobozai* is named in honor of Mario Boza's long-appreciated contributions to publicity for ACG, GDFCF, and now, BioAlfa.

***Triraphis martindobrni* Sharkey, sp. nov.**

<http://zoobank.org/FECB9477-D08E-4F10-AE08-00F82871831E>

Figure 451

Diagnostics. BOLD:ABZ7672. Consensus barcode. TGTTTTATATTTTT-TATTTGGAATTTGAGCAGGAATAGTAGGTTTATCAATGAGRTTAAT-TATTCGATTAGARTTAAGTATAACCAGGAAGTTTATTAGGTAATGATCAAATTTATAATGGTATAGTAACAGCTCATGCTTTTATTATAATTTTTTTT-TATAGTTATACCTATTATAAATTGGGGGATTTGGTAATTGGTTRATTCCTT-TAATATTAGGGGCTCCTGATATAGCTTTYCCTCGTATAAATAATATAA-GTTTTTGATTATTAATTCCTTCATTAACCTTGTTAATTTAAGAGCTGTAGTTAATGTTGGGGTTGGTACTGGTTGAACTATATATCCTC-CYTTATCTTCTTTAGTTGGTTCATGGGGGGATATCTGTTGATATAGC-TATTTTTTCTTTACATTTGGCGGGTGCATCATCTATTATAGGTGTAGT-TAATTTTATTTCTACTATTTTTAATATAAAAATTAATTTCTATTARATTG-GAYCAAATTAATTTATTTGTTTGATCAGTTTTAATTACAGCTGTATTAT-TATTATATCTTTACCTGTTTTAGCTGGTGAATTACTIONTACTTACTGATCGTAATTTAAATACAACTTTTTTTTGATTTTTCTGGTGGTGGGGATC-CTATTTTATTTCAACATTTATTT.

Holotype ♀. Guanacaste, Sector Del Oro, Bosque Aguirre, 11.004, -85.441, 571 meters, caterpillar collection date: 20/i/2011, wasp eclosion date: 5/ii/2011. Depository: CNC.



Figure 451. *Triraphis martindobrni*, holotype.

Host data. *Mesosemia grandis* (Riodinidae) feeding on *Psychotria lamarinensis* (Rubiaceae).

Host caterpillar and holotype wasp voucher codes. 05-SRNP-64341, DHJ-PAR0042388.

Paratypes. None.

Other material. A specimen from French Guiana (CCDB-07376 H09) is in the same BIN. The image on BOLD shows an almost entirely straw-colored specimen, suggesting that it is probably not conspecific with *T. martindohrni*.

Etymology. *Triraphis martindohrni* is named in honor of Martin Dohrn's long-appreciated contributions to publicity for ACG, GDFCF, and now, BioAlfa.

***Triraphis matssegnestami* Sharkey, sp. nov.**

<http://zoobank.org/EBC7CB0B-A6BC-4652-9EC0-E68E627D6428>

Figure 452

Diagnostics. BOLD:ABU7454. Consensus barcode. TGTATTGTATTTTTTATTG-GTATTTGGGCGGGTATGGTTGGTTTATCTATAAGATTAATTATTCGATTAGAAATTAAGAATGCCGGGTAGTTTATTGGGTAATGATCAAATTTATAATGG-TATAGTTACTGCTCATGCTTTTATATAATTTTTTTTATAGTTATACTAT-TATAATTGGGGGGTTTGAAATTGATTAATTCATTAATGTTAGGGGCTC-



Figure 452. *Triraphis matssegnestami*, holotype.

CTGATATGGCTTTTCCACGTATAAATAATATAAGATTTTGGTTATTAATTC-
 CTTCAITTAACITTTATTAATTTTAAGTGCTGTAGTTAATGTAGGAGTTGGAA-
 CAGGATGAACATATAACCTCCATTATCTTCTTTAGTTGGTCATGGGGGTA-
 TATCAGTTGATATGGCTATTTTTTCTTTACATTTGGCGGGGGCTTCATC-
 TATTATAGGTGTTGTTAATTTTATTTCTACTATTTTAAATATAAAAATTG-
 GTATCTATTAATTTAGATCAAATTAATTTATTTGTTTGATCTGTTT-
 TAATTACTGCTGTTTACTATTATTGTCTTTACCGGTTTTGGCTGGT-
 GCTATTACTATATTATTAACTGATCGTAATTTAAATACAACATTTTTT-
 GATTTTTTCAGGTGGGGGGGATCCTATTTTATTTCAACATTTATTT.

Holotype ♀. Guanacaste, Sector Orosi, Quebrada Las Yeguitas, 10.96160, -85.49585, 560 meters, caterpillar collection date: 28/ix/2011, wasp eclosion date: 9/x/2011. Depository: CNC.

Host data. *Venadicodia caneti* (Limacodidae) feeding on *Mespilodaphne veraguensis* (Lauraceae).

Host caterpillar and holotype wasp voucher codes. 05-SRNP-64341, DHJ-PAR0045708.

Paratypes. None.

Etymology. *Triraphis matssegnestami* is named in honor of Mats Segnestam's long-appreciated contributions to publicity for ACG, GDFCF, and now, BioAlfa.

***Triraphis mehrdadhajibabaei* Sharkey, sp. nov.**

<http://zoobank.org/4EEF24DF-0E20-451A-A946-0E9559414E4E>

Figure 453

Diagnosics. BOLD:AAJ2715. Consensus barcode. TGTTTTATATTTTTTATTTG-
 GTATTTGAGCTGGTATAGTAGGATTGTCAATAAGATTAATTATTTCG-
 GTTAGAATTAAGAATGCCGGGAAGTTTATTAGGTAATGATCAAATT-
 TATAATGGTATAGTAACAGCCCATGCATTTATATAATTTTTTTTATAGT-
 TATACCTATATAATGGGGGGTGGTAATTGATTAATTCCTTTAAT-
 ATTAGGGGCACCTGATATAGCTTTCCACGTATAAATAATATAAGATTTT-
 GATTATTAATTCCTTCATTAACITTTATTAATTTAAGTGCGGTAGTAAAT-
 GTTGGGGTAGGAAGTGGTGGACTATGTATCCTCCTTTATCTTCTT-
 TAGTGGGTCATGGRGGGATATCTGTTGATATAGCAATTTTTCTTTA-
 CATTTAGCAGGYGCATCTTCTATTATAGGGGTAGTTAATTTATTTCTAC-
 TATTTATAAATAAAAATTAGTTTCTATTAGGTTAGATCAAATTAATTTATTT-
 GTTTGATCTGTTTTAATTACTGCAGTATTATATATATATCTTTAC-
 CAGTTTTTRGCTGGRGCTATTACTATATACTTACTGATCGTAATTTAAAT-
 ACAACTTTTTTTGATTTTTTCWGGCGGGGRRRMCCTATTTTTATTC-
 CAACATTTATTT.

Holotype ♀. Guanacaste, Sector Pitilla, Bullas, 10.98670, -85.38503, 440 meters, caterpillar collection date: 15/iv/2011, wasp eclosion date: 30/iv/2011. Depository: CNC.

Host data. *Ancyluris inca* (Riodinidae) feeding on *Miconia argentea* (Melastomataceae).




Figure 453. *Triraphis mehrdadhajibabaei* holotype.

Host caterpillar and holotype wasp voucher codes. 11-SRNP-65193, DHJ-PAR0042798.

Paratypes. None.

Etymology. *Triraphis mehrdadhajibabaei* is named in honor of Mehrdad Hajibabaei's long-appreciated contributions to publicity for ACG, GDFCF, and now, BioAlfa.

***Triraphis ollieflinti* Sharkey, sp. nov.**

<http://zoobank.org/DA1CFCB1-358A-4BCF-B1B5-0409FBB68186>

Figure 454

Diagnostics. BOLD:ABU5849. Consensus barcode. TGTTTTATATTTTT-TATTTGGTATTTGAGCTGGTATAGTGGGTTTATCAATAAGGTTGAT-TATTCGTTTAGAATTAAGAATACCAGGTAGTTTATTAGGTAATGAT-CAAATTTATAATGGGATAGTAACGGCTCATGCTTTTATTATAATTTTCTT-TATAGTTATACCTATTATAATTGGGGGATTGGTAATTGATTAATCCCT-TAATATTGGGGGCACCTGATATAGCTTTTCCACGTATAAATAATATAA-GTTTTTGATTATTAATTCCTTCATTAACTTTATTAATTTTAAGTGCT-GTAGTAAATGTTGGGGTAGGGACTGGGTGAACTATTTATCCTC-CTTTATCTTCTTTAGTTGGTCATGGAGGTATATCTGTTGATATAG-CAATTTTTCTTTACATTTAGCAGGGGCATCTTCTATTATAGGAGTAGT-TAATTTTATTTCTACTATTTTAAATATAAAATTAATTTCTATTAGTTT-A-GATCAAATTAATTTATTCGTTTGATCTGTTTAAATTACAGCAGTATTAT-TATTATATCTTTACCTGTTTTAGCTGGGGCTATTACTATATTACTTACT-



Figure 454. *Triraphis ollieflinti*, holotype.

GATCGTAATTTGAATACAACCTTTTTTTGATTTTTCTGGTGGGGGG-
GATCCTATTTTATTTCAACATTTATTI.

Holotype ♀. Guanacaste, Sector Pitilla, Pasmompa, 11.01926, -85.40997, 440 meters, caterpillar collection date: 21/x/2010, wasp eclosion date: 9/xi/2010. Depository: CNC.

Host data. ereJanzen 10-SRNP-32223 (Erebidae) feeding on algae scraped off the surface of a palm leaf.

Host caterpillar and holotype wasp voucher codes. 10-SRNP-32223, DHJ-PAR0041604.

Paratypes. None.

Etymology. *Triraphis ollieflinti* is named in honor of Oliver Flint's (RIP) long-appreciated contributions to publicity for ACG and GDFCF.

***Triraphis tildalaueræ* Sharkey, sp. nov.**

<http://zoobank.org/D624C0BE-8E92-44BE-894A-FC5487D4959F>

Figure 455

Diagnostics. BOLD:ADB6156. Consensus barcode. GTGTTATATTTTTTTGTTTG-GTATTTGAGCGGGTATGTTGGGGTTATCAATAAGTTTAATTATTC-GATTAGAGTTGAGAATGCCTGGGAGATTATTAGGTAATGATCAAAT-TATAATGGTATAGTTACAGGGCATGCTTTTATTATAATTTTTTTTATAGT-TATACCTATTATAAATTGGTGGTTTTGGAAATTGATTAATTCCTTTGATGT-TAGGGGCCCTGATATAGCTTTTCCTCGTATAAATAATATGAGATTTT-GATTATTAATTCCTTCGTAAATTTATTAATTTAAGGGCTGTAGTTAAT-GTTGGGGTTGGGACTGGGTGGACTATATACCTCCTTTATCTTCTT-TAGTTGGTCATGGAGGGATATCTGTTGATATGGCGATTTTTTTCTT-TACATTTAGCTGGGGCATCTTCTATTATAGGGTAATTAATTTATTTCTACTATTTTAAATATAAAATTAATTTCTATTAAATTGGATCAAGTTAAT-TATTTGTGTGATCAGTTTTAATTACGGCTATTTTATTATTATATCATTCCTGTATTAGCTGGGGCTATTACTATATTACTTACT-----

Holotype ♀. Guanacaste, Pailas Dos, PL12-3, 10.7631, -85.3344, 820 meters, 09/i/2014, Malaise trap. Depository: CNC.

Host data. None.

Holotype voucher code. BIOUG29480-H10.

Paratypes. None.

Etymology. *Triraphis tildalaueræ* is named in honor of Tilda Lauer, young insect-lover and daughter of Brian Lauer.



Figure 455. *Triraphis tildalaueræ*, holotype.

***Yelicones* Cameron, 1887**

Members of *Yelicones* are found worldwide. There are 85 described species in the New World. Members are recorded as parasitoids of Pyralidae and Crambidae. Areekul and Quicke (2006) revised many New World species.

***Yelicones dirksteinkei* Sharkey, sp. nov.**

<http://zoobank.org/114E667F-554F-4C45-A7E7-2C4F404A091A>

Figure 456

Diagnosics. BOLD:AAT9023. Consensus barcode. TTTATTATATTTTTTTTTTTGGTATTTGATCAGGTTTATTAGGTTTATCGTTAAGGTTAGTTATTCGTATAGAATTGAGGAATCCTGGAAGTTTGTTAGGGAGTGATCAATTATATAATTTAATAGTAACAATTCATGCATTTATTATAATTTTTTTTATAGTTATACCTATTATAATTGGTGGATTTGGTAATTGATTAATTCATTAATATTAGGTTACCTGATATGGCTTCCCTCGTATAAATAATATAAGATTTT-



Figure 456. *Yelicones dirksteinkei*, holotype.

GATTATTAATTCCCTTCTTTAATATTATTATTATTAAGAGGATTTAC-TAATATGGGTGTAGGCACAGGTTGAACTATATATCCTCCTTTAAGATCTT-TATCTGGACATCCTGGGATTTCTGTTGATATAGCTATTTTTTCTTTA-CATTTAGCAGGGGTATCATCTATTATAGGGGCTGTTAATTTTATTAC-TACTATTTTTAATATAAAAATTGTATAAGTTAAAATTAGATCAATTAAGAT-TATTTGTATGATCTGTTTTAATTACTGCATTTTTATTATTGTTATCTT-TACCTGTTTTGGCAGGTGGGATTAATAATAATAACTGATCGTAAT-TTAAATACTAGGTTTTTTGATTTTGCTGGGGGAGGAGATCCAATTT-TATTTCAACATTTATTT. It is distinguished from all other described New World *Yelicones* by the uniquely colored mesoscutum and scutellum, which are piceous-black laterally and pale yellow-cream medially. In the key by Areekul and Quicke (2006) it keys out to couplet 22, but neither couplet matches it.

Holotype ♂. Alajuela, Sector Rincon Rain Forest, Rio Francia Arriba, 10.89666, -85.29003, 400 meters, caterpillar collection date: 16/v/2012, wasp eclosion date: 18/vi/2012. Depository: CNC.

Host data. pyrabiolep01 biolep29 (Pyralidae) feeding on *Croton billbergianus* (Euphorbiaceae).

Host caterpillar and holotype wasp voucher codes. 12-SRNP-42090, DHJ-PAR0049352.

Paratypes. Host = phyBioLep01 BioLep757 (Pyralidae): DHJPAR0049307, DHJPAR0049352. Depository: CNC.

Etymology. *Yelicones dirksteinkei* is named in honor of Dirk Steinke's long-appreciated contributions to publicity for ACG, GDFCF, and now, BioAlfa.

***Yelicones markmetzi* Sharkey, sp. nov.**

<http://zoobank.org/53BDA602-C3EC-4E5C-8DA5-99D3949EA09C>

Figure 457

Diagnostics. BOLD:ADD0488. Consensus barcode. GGATTAGTAGGAT-TATCTTTAAGAGTGATTATTCGATTAGAATTAAGTAATTTGGGGAGGT-TACTAGGAAGAGACCAGATTTATAATGTAGTAGTAACATAACATGCCTT-TATTATAATTTTTTTTATAGTGATACCAATTATAATAGGAGGGTTTGG-GAATTTGGTTAGTTCATTAATGATAGGGGGGCCAGATATAGCTTTTC-CACGGATGAATAATATGAGGTTTTGGTTATTATTACCCTCATTTTTTTT-GATAATATTAAGAGGATTTATAAATGTAGGGGGAGGAACGGGGTGGAC-TATTTACCCTCCTTTAAGGTCTTTAATAGGGCATATAGGAGTTTCT-GTTGATATAATAATTTTTTCTTTGCATTTAGCAGGGGTTCTTCT-ATTATAGGGGCTGTAAATTTTATTACTACTATTTTTAATATAAATT-TATTTTTACAGATGGATCAAATTTGATTATTTTCATGGTTCGGTATTAAT-TACTGCTTTTTTATTATTAATATCTTTGCCAGTTTTAGCAGGAGGGAT-TACGATGTTATTAACAGATCGAAATTTAAATACTAGGTTTTTTGAT-




Figure 457. *Yelicones markmetzi*, holotype.

TATTCGGGGGGGGGG. Keys to couplet 40 in Arekul and Quicke (2006) where it fails because the forewing is yellow basally and dark apically, without a transverse band below the stigma, which is uniformly brown rather than bicolored or dark yellow.

Holotype ♂. Guanacaste, Sector Mundo Nuevo, Vado Agria, 10.75876, -85.37543, 560 meters, caterpillar collection date: 7/vii/2008, wasp eclosion date: 25/viii/2008. Depository: CNC.

Host data. *Accinctapubes albifasciata* (Pylalidae) feeding on *Damburneya salicifolia* (Lauraceae).

Host caterpillar and holotype wasp voucher codes. 08-SRNP-56572, DHJ-PAR0028135.

Paratypes. None.

Etymology. *Yelicones markmetzi* is named in recognition of Mark Metz's contribution to the inventory of ACG through the identification of Gelechioidea.

***Yelicones monserrathvargasae* Sharkey, sp. nov.**

<http://zoobank.org/47373731-6421-4481-A813-E5C6ED042DDE>

Figure 458

Diagnostics. BOLD:ADQ1035. Consensusbarcode. TTTATTATACTTTATTTTTG-GTATTTGATCAGGTTTATTAGGATTATCTTTTAGTATAATTATTCGGT-TAGAATTAATAACCCCTGGGAGTTTATTAGGTAATGATCAAATTTATAATT-TAATGGTTACTATTCATGCTTTTATTATGATTTTTTTTATAGTTATAC-CAATTATAATTGGAGGATTTGGGAATTGATTGATCCCTTTAATATT-




Figure 458. *Yelicones monserrathvargasae*, holotype.

AGGGGCTCCTGATATAGCATTTCCTCGAATAAATAATATAAGATTTTG-GTTATTGATTCCTTCTTTATTTTTGATAATATTGAGTGGTTTTATAAATGTAGGGGTAGGAACAGGTTGAACAATATATCCTCCTTTAAGATCTT-TAATAGGTCATAGAGGATTTTCTGTAGATTTTATAATTTTTTCTTTA-CATTTAGCGGGGTTTTCTTCAATCATGGGTGCTATTAATTTTATTAC-TACTATTTTTAATATAAAATTAATTTTTATAAAATTAGATCAAATAAGTT-TATTTATTTGATCTGTTCTAATTACAGCTTTTTTATTATTATTATCAT-TACCTGTATTAGCAGGTGGAATTACTATATTATTAAGTATCGAAAT-TAAATACTAGTTTTTTTTGATTTTTCTGGGGGGGGGATCCTATTTT-GTTTCAACATTTATTT. This species keys to couplet 69 in Areekul and Quicke (2006) where it fails because the head and face (including clypeus) are entirely black.

Holotype ♂. Guanacaste, Sector Pitilla, Sendero Memos, 10.9817, -85.4278, 740 meters, caterpillar collection date: 10/i/2018, wasp eclosion date: 13/iii/2018. Depository: CNC.

Host data. *Monoloxis flavicintalis*DHJ02 (Pyralidae) feeding on *Lacistema aggregatum* (Lacistemataceae).

Host caterpillar and holotype wasp voucher codes. 18-SRNP-30118, DHJ-PAR0062960.

Paratypes. None.

Etymology. *Yelicones monserrathvargasae* is named in honor of Monserrath Vargas' long-appreciated contributions to publicity for ACG, GDFCF, and now, BioAlfa.

Yelicones tricolor Quicke, Chishti & Basibuyuk, 1996

Figure 459

Diagnostics. BOLD:ACB2775. Consensus barcode. ATTATTATATTT-TATTTTTGGTATTTGATCTGGATTATTAGGTTTATCTTTTAGGATAAT-TATTCGTATAGAATTAATAATCCTGGTAGGTTATTAGGTAATGAT-CAAATTTATAATTTAATAGTGACAAATTCATGCTTTTATTATAATTTTTT-TATGGTAATACCTATTATAATTGGTGGATTGGAAATTGATTAATTCCTT-TAATATTAGGAGCTCCTGATATAGCTTTYCCTCGTATAAATAATATGAG-GTTTTGATTATTAATTCCTTCTTTATTTTTAATAATATTAAGAGGATT-TAATAATGTAGGGGTAGGTAAGTGGTGGACTATATATCCACCTCTTAGAT-CATTGGTAGGTCATAGAGGATTTCTGTTGATTTTATAATTTTTTCATTA-CATTTAGCAGGAGTTTCTTCTATTATAGGGGCTATTAATTTTATTACTA-CAATTTTTAATATAAAATTAATATTTATTAATTTGGATCAAATAAGATTATT-

Figure 459. *Yelicones tricolor*.

TATTTGGTCTGTTTTAATCACAGCTATTTTATTATTATTATCTTTACCTG-TATTAGCAGGTGGTATCACAAATATTATTAACGGATCGAAATTTAAATACTA-GATTTTTTGATTTTTTCAGGAGGGGGAGATCCAGTTTTATTTC AACATT-TATTT.

Material examined. ♀: Alajuela, Sector Rincon Rain Forest, Sendero Anonas, 10.90528, -85.27882, 405 meters, caterpillar collection date: 01/iii/2012, wasp eclosion date: 06/iv/2012. Depository: CNC.

Host data. chryJanzen01 Janzen165 (Pyrilidae) feeding on Piper21150 (Piperaceae).

Host caterpillar and holotype wasp voucher codes. 12-SRNP-40868, DHJ-PAR0049366.

Other material. DHJPAR0049360.

Yelicones woldai Quicke, Chishti & Basibuyuk, 1996

Figure 460

Diagnostics. BOLD:ACR8199. Consensus barcode. TGTTTTATATTTTTT-GTTTGGTATTTGATGTGGGTATTAGGATTATCTTTAAGAATTATTATTC-GATTAGAGTTAAGGAATTTAGGGAGATTATTGGGAAATGATCAAATT-



Figure 460. *Yelicones woldai*.

TATAATGTAATTGTTACGATACATGCTTTTGTAAATAATTTTTTTTATAG-
 TAATACCTATTATAATTGGGGGGTTTGGAAATTGATTGATTCCTT-
 TAATATTAGGGTGCCTGATATAGCCTTCCCTCGTATAAATAATATAA-
 GATTTTGGTTATTGATTCCTTCTTTAATTTAATGATTATAAGAGGGTT-
 TATTATAGTAGGGAGAGGAACGGGTTGGACAATATATCCTCCTT-
 TAAGTTCTTTAATTGGTCATGGAGGGTTTTTCAGTTGATATAGT-
 TATTTTTTCTTTACATTTAGCAGGGGTATCTTCCATTATAGGAGCTAT-
 TAATTTTATTACAACAATTTTAAATATAAAATTAATGTTAAAATTGGAT-
 CAAGTTATATTGTTTGTATGATCTGTTTTGATTACTGCTTTTTTATT-
 ATTATTATCTTTGCCTGTGTTAGCAGGAGGAATTACTATATTATTAACA-
 GATCGTAATTTAAATACTTCTTTTTTTTGATTTTTTCAGGGGGAGGAGATC-
 CTATTTTATTTTCAGCATTATT.

Illustrated specimen ♀. Alajucla, Sector San Cristobal, Puente Palma, 10.9163, -85.37869, 460 meters, caterpillar collection date: 11/ix/2011, wasp eclosion date: 21/x/2011. Depository: CNC.

Host data. *Chloropaschia mennusalis* (Pyrilidae) feeding on *Clusia cylindrica* (Clusiaceae).

Host caterpillar and holotype wasp voucher codes. 11-SRNP-3557, DHJ-PAR0045811.

Other material. 2♀♀: Hosts = Same as above and *Chloropaschia pegalis*. DHJ-PAR0055816, DHJPAR0039359. Depository: CNC.

Acknowledgements

We thank reviewers of the manuscript, who may or may not agree with our methods: Lyubomir Penev, Frank Krell, Jose Fernandez-Triana, James Whitfield, Thomas Pape, and Yves Braet. We gratefully acknowledge the unflagging support of the team of ACG parataxonomists who collected and reared the specimens used in this study, and the team of biodiversity managers who protect and manage the ACG forests that are home to these wasps and their caterpillar hosts. The study has been supported by U.S. National Science Foundation grants BSR 9024770 and DEB 9306296, 9400829, 9705072, 0072730, 0515699, and grants from the Wege Foundation, International Conservation Fund of Canada, Jessie B. Cox Charitable Trust, Blue Moon Fund, Guanacaste Dry Forest Conservation Fund, Permian Global, individual donors, and University of Pennsylvania (DHJ&WH). This study has been supported by the Government of Canada through its ongoing support to the Canadian National Collection, and by grants from Genome Canada and Ontario Genomics to PDNH in support of the Centre for Biodiversity Genomics at the University of Guelph, and to the Natural Sciences and Engineering Research Council of Canada. Mention of trade names or commercial products in this publication is solely for the purpose of providing specific information and does not imply recommendation or endorsement by the USDA; USDA is an equal opportunity provider and employer.

References

- Achterberg C van (1979) A revision of the subfamily Zelinae auct. (Hymenoptera: Braconidae). *Tijdschrift voor Entomologie* 122: 241–479.
- Achterberg C van (1987) Revisionary notes on the subfamily Orgilinae (Hymenoptera, Braconidae) (Hymenoptera: Braconidae). *Zoologische Verhandelingen, Leiden* 242: 1–111. <https://repository.naturalis.nl/pub/317720/ZV1987242001.pdf>
- Achterberg C van (1989) *Pheloura* gen. nov., a Neotropical genus with an extremely long pseudo-ovipositor (Hymenoptera: Braconidae). *Entomologische Berichten, Amsterdam* 49: 105–108.
- Achterberg C van (1990a) Revision of the subtribe Mesocoelina Viereck (Hymenoptera: Braconidae). *Zoologische Mededelingen, Leiden* 64(4): 31–57. <https://repository.naturalis.nl/pub/318412/ZM1990064004.pdf>
- Achterberg C van (1990b) Revision of the western Palaearctic Phanerotomini (Hymenoptera, Braconidae). *Zoologische Verhandelingen Leiden* 255: 3–106.
- Achterberg C van (1991) Revision of the genera of the Afrotropical and W. Palaearctical Rogadinae Foerster (Hymenoptera: Braconidae). *Zoologische Verhandelingen Leiden* 273: 1–102. <https://repository.naturalis.nl/pub/317741/ZV1991273001.pdf>
- Areekul B, Quicke DLJ (2004) Two new species of *Pseudoyelicones* (Braconidae: Rogadinae) from Costa Rica. *Journal of Hymenoptera Research* 13(2): 207–213.
- Areekul B, Quicke DLJ (2006) Systematics of the parasitic wasp genus *Yelicones* Cameron (Hymenoptera: Braconidae: Rogadinae) and revision of the genus from the New World. *Systematics and Biodiversity* (3): 255–376. <https://doi.org/10.1017/S1477200005001866>
- Belokobylskij SA (1986) Five new species of braconids (Hymenoptera: Braconidae) from the Asiatic part of the USSR. In: Ler PA, Belokobylskij SA, Storozheza NA (Eds) *Hymenoptera of Eastern Siberia and the Far East. Collected Works. Academy of Sciences USSR. Far East Science Centre, Vladivostok* [152 pp.], 28–40. [In Russian]
- Belokobylskij SA (1996) A new Palaearctic genus of the subfamily Ichneutinae (Hymenoptera: Braconidae). *Zoosystematica Rossica* 4: 307–310.
- Bertrand C, Janzen DH, Hallwachs W, Burns JM, Gibson JF, Shokralla S, Hajibabaei M (2014) Mitochondrial and nuclear phylogenetic analysis with Sanger and next-generation sequencing shows that, in Área de Conservación Guanacaste, northwestern Costa Rica, the skipper butterfly named *Urbanus belli* (family Hesperiiidae) comprises three morphologically cryptic species. *BMC Evolutionary Biology* 14: 153–171. <https://doi.org/10.1186/1471-2148-14-153>
- Bortoni MA, Penteado-Días AM (2015) New species of *Plesiocoelus* van Achterberg and *Mesocoelus* Schulz (Hymenoptera, Braconidae) from Brazil. *Journal of Hymenoptera Research* 46: 61–70. <https://doi.org/10.3897/JHR.46.6661>
- Burns JM, Janzen DH, Hajibabaei M, Hallwachs W, Hebert PDN (2007) DNA barcodes of closely related (but morphologically and ecologically distinct) species of skipper butterflies (Hesperiiidae) can differ by only one to three nucleotides. *Journal of the Lepidopterists Society* 61: 138–153.
- Burns JM, Janzen DH, Hajibabaei M, Hallwachs W, Hebert PDN (2008) DNA barcodes and cryptic species of skipper butterflies in the genus *Perichares* in Area de Conservación Guanacaste, Costa Rica. *Proceedings of the National Academy of Sciences* 105: 6350–6355. <https://doi.org/10.1073/pnas.0712181105>

- Chacon IA, Janzen DH, Hallwachs W, Sullivan JB, Hajibabaei M (2013) Cryptic species within cryptic moths: new species of *Dunama* Schaus (Notodontidae, Nystaleinae) in Costa Rica. *ZooKeys* 264: 11–45. <https://doi.org/10.3897/zookeys.264.4440>
- Chen X-X, Achterberg C van (2019) Systematics, Phylogeny and evolution of braconid wasps: 30 years of progress. *Annual Review of Entomology* 64: 335–358. <https://doi.org/10.1146/annurev-ento-011118-111856>
- Dadelahi SD, Shaw SR, Aguirre H, De Almeida LFV (2018) A taxonomic study of Costa Rican Leptodrepana with the description of twenty-four new species (Hymenoptera, Braconidae, Cheloniinae). *ZooKeys* 750: 59–130. <https://doi.org/10.3897/zookeys.750.23536>
- Decree 41767 (2019) Government of Costa Rica, La Gaceta Diario Oficial, no. 143, 31 julio 2019. Declaratoria de interes publico del Proyecto BioAlfa, 5–7. https://www.imprentanacional.go.cr/pub/2019/07/31/COMP_31_07_2019.pdf
- Enderlein G (1920) Zur Kenntnis aussereuropäischer Braconiden. *Archiv für Naturgeschichte* 84(A) 11(1918): 51–224. <https://doi.org/10.5962/bhl.part.13627>
- Espinoza BA, Janzen DH, Hallwachs W (2017) 17 new species hiding in 10 long-named gaudy tropical moths (Lepidoptera: Erebiidae: Arctiinae). *Tropical Lepidoptera Research* 27 (Supplement 1): 1–29.
- Favret C, Sieracki JM (2016) Machine vision automated species identification scaled towards production levels. *Systematic Entomology* 41: 133–143. <https://doi.org/10.1111/syen.12146>
- Fernandez-Triana JL, Whitfield JB, Rodriguez JJ, Smith MA, Janzen DH, Hallwachs W, Hajibabaei M, Burns JM, Solis MA, Brown J, Cardinal S, Goulet H, Hebert PDN (2014) Review of *Apanteles sensu strictu* (Hymenoptera, Braconidae, Microgastrinae) from northwestern Costa Rica, with keys to all described species from Mesoamerica. *ZooKeys* 383: 1–565. <https://doi.org/10.3897/zookeys.383.6418>
- Fernandez-Triana J, Shaw MR, Boudreault C, Beaudin M, Broad GR (2020) Annotated and illustrated world checklist of Microgastrinae parasitoid wasps (Hymenoptera, Braconidae). *ZooKeys* 920: 1–1089. <https://doi.org/10.3897/zookeys.920.39128>
- Fleming AJ, Wood DM, Smith MA, Hallwachs W, Janzen DH (2014) Revision of the New World species of *Houghia* Coquillett (Diptera, Tachinidae) reared from caterpillars in Area de Conservación Guanacaste, Costa Rica. *Zootaxa* 3858(1): 001–090. <https://doi.org/10.11646/zootaxa.3858.1.1>
- Gupta A, Achterberg C van, Chitrala M (2016) A new species of *Crinibracon* Quicke (Hymenoptera: Braconidae) parasitic on pupae of *Hasora chromus* (Cramer) (Lepidoptera: HesperIIDae) from India. *Zootaxa* 4158(2): 281–291. <https://doi.org/10.11646/zootaxa.4158.2.9>
- Hajibabaei M, Janzen DH, Burns JM, Hallwachs W, Hebert PDN (2006) DNA barcodes distinguish species of tropical Lepidoptera. *Proceedings of the National Academy of Sciences* 103: 968–971. <https://doi.org/10.1073/pnas.0510466103>
- Hansson C, Smith MA, Janzen DH, Hallwachs W (2015) Integrative taxonomy of New World *Euplectrus* Westwood (Hymenoptera, Eulophidae), with focus on 55 new species from Area de Conservación Guanacaste, northwestern Costa Rica. *ZooKeys* 485: 1–236. <https://doi.org/10.3897/zookeys.485.9124>
- Hanson PE, Gauld ID (2006) Hymenoptera de la Region Neotropical. *The American Entomological Institute, Gainesville*, 994 pp.

- Hebert PDN, Penton EH, Burns JM, Janzen DH, Hallwachs W (2004) Ten species in one: DNA barcoding reveals cryptic species in the neotropical skipper butterfly *Astraptes fulgerator*. *Proceedings of the National Academy of Sciences of the United States of America* 101(41): 14812–14817. <https://doi.org/10.1073/pnas.0406166101>
- ICZN (1999) *International Code of Zoological Nomenclature*. 4th edn. The International Trust for Zoological Nomenclature, London, 306 pp. <https://www.iczn.org/the-code/the-international-code-of-zoological-nomenclature/the-code-online/>
- Ivanova NV, Dewaard JR, Hebert PD (2006) An inexpensive, automation-friendly protocol for recovering high-quality DNA. *Molecular Ecology Resources* 6(4): 998–1002. <https://doi.org/10.1111/j.1471-8286.2006.01428.x>
- Ivanova NV, Grainger CM (2007) CCDB protocols, COI amplification. [Available from] http://ccdb.ca/site/wp-content/uploads/2016/09/CCDB_Amplification.pdf [accessed 1 July 2019]
- Janzen DH (1999a) Gardenification of tropical conserved wildlands: multitasking, multicroping, and multiusers. *PNAS* 96(11): 5987–5994. <https://doi.org/10.1073/pnas.96.11.5987>
- Janzen DH (1999b) La sobrevivencia de las areas silvestres de Costa Rica por medio de su jardinificación. *Ciencias Ambientales* 16(1): 8–18.
- Janzen DH, Sharkey MJ, Burns JM (1998) Parasitization biology of a new species of Braconidae (Hymenoptera) feeding on larvae of Costa Rican dry forest skippers (Lepidoptera: HesperIIDae: Pyrginae). *Journal of Neotropical Lepidoptera* 9: 33–41. <https://journals.flvc.org/troplep/article/view/90141>
- Janzen DH, Hajibabaei M, Burns JM, Hallwachs W, Remigio E, Hebert PDN (2005) Wedding biodiversity inventory of a large and complex Lepidoptera fauna with DNA barcoding. *Philosophical Transactions of the Royal Society B* 360(1462): 1835–1845. <https://doi.org/10.1098/rstb.2005.1715>
- Janzen DH, Burns JM, Cong Q, Hallwachs W, Dapkey T, Manjunath R, Hajibabaei M, Hebert PDN, Grishin NV (2017) Nuclear genomes distinguish cryptic species suggested by their DNA barcodes and ecology. *Proceedings of the National Academy of Sciences of the United States of America* 114(31): 8313–8318. <https://doi.org/10.1073/pnas.1621504114>
- Janzen DH, Hallwachs W, Blandin P, Burns JM, Cadiou J, Chacon IS, Dapkey T, Deans AR, Epstein ME, Espinoza B, Franclemont JG, Haber WA, Ibabaei MH, Hall JP, Hebert PDN, Gauld ID, Harvey DJ, Hausmann A, Kitching IJ, Lafontaine D, Landry J-F, Lemaire C, Miller JE, Miller JS, Miller L, Miller SE, Montero J, Munroe E, Green SR, Ratnasingham S, Rawlins JE, Robbins RK, Rodriguez JJ, Rougerie R, Sharkey MJ, Smith MA, Solis MA, Sullivan JB, Thiaucourt P, Wahl DB, Weller SJ, Whitfield JB, Willmott KR, Wood DM, Woodley NE, Wilson JJ (2009) Integration of DNA barcoding into an ongoing inventory of complex tropical biodiversity. *Molecular Ecology Resources* 9(Suppl. 1): 1–26. <https://doi.org/10.1111/j.1755-0998.2009.02628.x>
- Janzen DH, Hallwachs W, Burns JM, Hajibabaei M, Bertrand C, Hebert PDN (2011) Reading the complex skipper butterfly fauna of one tropical place. *PLoS ONE* 6(8): e19874. <https://doi.org/10.1371/journal.pone.0019874>
- Janzen DH, Hallwachs W, Harvey DJ, Darrow K, Rougerie R, Hajibabaei M, Smith MA, Bertrand C, Gamboa IC, Espinoza B, Sullivan JB, Decaens T, Herbin D, Chavarria LF, Franco R, Cambronero H, Rios S, Quesada F, Pereira G, Vargas J, Guadamuz A, Espinoza R, Hernandez J, Rios L, Cantillano E, Moraga R, Moraga C, Rios P, Rios M, Calero R, Martinez

- D, Briceño D, Carmona M, Apu E, Aragon K, Umaña C, Perez J, Cordoba A, Umaña P, Sihezar G, Espinoza O, Cano C, Araya E, Garcia D, Ramirez H, Pereira M, Cortez J, Pereira M, Medina W, Hebert PDN (2012) What happens to the traditional taxonomy when a well-known tropical saturniid moth fauna is DNA barcoded? *Invertebrate Systematics* 26: 478–505. <https://doi.org/10.1071/IS12038>
- Janzen DH, Burns JM, Cong Q, Hallwachs W, Dapkey T, Manjunath R, Hajibabaei M, Hebert PDN, Grishin NV (2017) Nuclear genomes distinguish cryptic species suggested by their DNA barcodes and ecology. *Proceedings of the National Academy of Sciences* 114(31): 8313–8318. <https://doi.org/10.1073/pnas.1621504114>
- Janzen DH, Hallwachs W (1994) Ethical aspects of the impact of humans on biodiversity. In: Marini-Bettolo GB (Ed.) *Man and his environment. Tropical forests and the conservation of species. Pontificiae Academiae Scientiarum Scripta Varia* 84: 227–255.
- Janzen DH, Hallwachs W (2011) Joining inventory by parataxonomists with DNA barcoding of a large complex tropical conserved wildland in northwestern Costa Rica. *PLoS ONE* 6(8): e18123. <https://doi.org/10.1371/journal.pone.0018123>
- Janzen DH, Hallwachs W (2016) DNA barcoding the Lepidoptera inventory of a large complex tropical conserved wildland, Area de Conservacion Guanacaste, northwestern Costa Rica. *Genome* 59: 641–660. <https://doi.org/10.1139/gen-2016-0005>
- Janzen DH, Hallwachs W (2019a) Perspective: where might be many tropical insects? *Biological Conservation* 233: 102–108. <https://doi.org/10.1016/j.biocon.2019.02.030>
- Janzen DH, Hallwachs W (2019b) How a tropical country can DNA barcode itself. *iBOL Barcode Bulletin* October 2, 2019, 1–6. <https://doi.org/10.21083/ibol.v9i1.5526>
- Janzen DH, Hallwachs W (2020a) Área de Conservación Guanacaste, northwestern Costa Rica: Converting a tropical national park to conservation via biodevelopment. *Biotropica* 00: 1–20. <https://doi.org/10.1111/btp.12755>
- Janzen DH, Hallwachs W (2020b) As insectometers, it is clear to us that insect decline in our Costa Rican tropics is real, so let's be kind to the survivors. *PNAS* (in press).
- Janzen DH, Hallwachs W, Pereira G, Blanco R, Masis A, Chavarria MM, Chavarria F, Guadamuz A, Araya M, Smith MA, Valerio J, Guido H, Sanchez E, Bermudez S, Perez K, Manjunath R, Ratanasingham S, St Jacques B, Milton M, DeWaard JR, Zakharov E, Naik S, Hajibabaei M, Hebert PDN, Hasegawa M (2020b) Using DNA-barcoded Malaise trap samples to measure impact of a geothermal energy project on the biodiversity of a Costa Rican old-growth rain forest. *Genome* 24: 1–30. <https://doi.org/10.1139/gen-2020-0002>
- Jones M, Ghoorah A, Blaxter M (2011) jMOTU and taxonator: turning DNA barcode sequences into annotated operational taxonomic units. *PLoS ONE* 6(4): e19259. <https://doi.org/10.1371/journal.pone.0019259>
- Kang I, Chapman EG, Janzen DH, Hallwachs W, Dapkey T, Smith MA, Sharkey MJ (2017) Revision of the species of *Lytopylus* from Area de Conservación Guanacaste, northwestern Costa Rica (Hymenoptera, Braconidae, Agathidinae). *ZooKeys* 721: 93–158. <https://doi.org/10.3897/zookeys.721.20287>
- Kittel RN, Austin AD, Klopstein S (2015) Molecular and morphological phylogenetics of chelonine parasitoid wasps (Hymenoptera: Braconidae), with a critical assessment of divergence time estimations. *Molecular Phylogenetics and Evolution* 101: 224–241. <https://doi.org/10.1016/j.ympev.2016.05.016>

- Kittel RN (2018) A taxonomic review of the parasitoid wasp genera *Furcidentia* Zettel and *Pseudophanerotoma* Zettel (Hymenoptera: Braconidae: Cheloninae) from the Neotropics with the description of four new species. *Zootaxa* 4486(2): 146–160. <https://doi.org/10.11646/zootaxa.4486.2.4>
- Larsson A (2014) AliView: a fast and lightweight alignment viewer and editor for large data sets. *Bioinformatics* 30: 3276–3278. <https://doi.org/10.1093/bioinformatics/btu531>
- Leathers J, Sharkey MJ (2003) Taxonomy and Life History of Costa Rican *Alabagrus* (Hymenoptera: Braconidae), with a key to world species. *Contributions in Science* 497: 1–82. <http://sharkeylab.org/sharkeylab/Misc/pdf/v26753.pdf>
- Long KD, Achterberg C van (2016) A new species of the genus *Plesiocoelus* van Achterberg (Hymenoptera: Braconidae: Agathidinae) from Vietnam. [Tap chi Sinh hoc] *Academia Journal of Biology* 38(3): 304–309. <https://doi.org/10.15625/0866-7160/v38n3.8722>
- López-Martínez V, Delfín-Gonzalez H, Achterberg C van, Alía-Tejacal I (2011) A new species of the genus *Exasticolus* van Achterberg (Hymenoptera: Braconidae: Homolobinae) from Mexico. *Studies on Neotropical Fauna and Environment* 46(1): 59–62. <https://doi.org/10.1080/01650521.2010.543022>
- Lovejoy TE, Brouillet L, Doolittle WF, Gonzalez A, Green D, Hall P, Hebert P, Herrmann TM, Hyde D, Lee J, Maddison WP (2010) Canadian taxonomy: exploring biodiversity, creating opportunity. The Expert Panel on Biodiversity Science Council of Canadian Academies, Ottawa, 126 pp. https://cca-reports.ca/wp-content/uploads/2018/10/biodiversity_report_final_e.pdf
- Meierotto S, Sharkey MJ, Janzen DH, Hallwachs W, Chapman EG, Smith MA, Hebert PDN (2019a) A revolutionary protocol to describe understudied hyperdiverse taxa and overcome the taxonomic impediment. *Deutsche Entomologische Zeitschrift* 66(2): 119–145. <https://doi.org/10.3897/dez.66.34683.figure14>
- Meierotto S, Sharkey M, Achterberg C van (2019b) Taxonomic review of the genera *Zelomorpha* Ashmead and *Hemichoma* Enderlein (Hymenoptera, Braconidae, Agathidinae) with new combination assignments. *Zootaxa* 4565: 131–137. <https://doi.org/10.11646/zootaxa.4565.1.11>
- Ohnesorge B (1960) Der Einfluß der Temperatur auf die Entwicklung der Kleinen Fichtenblattwespe, *Pristiphora abietina* (Christ), im Kokon (Hymenoptera: Tenthredinidae). *Beiträge zur Entomologie* 10: 854–871.
- Papp J (2012) Five new braconid species from Colombia (Hymenoptera, Braconidae) *Journal of Hymenoptera Research* 28: 67–84. <http://dx.doi.org/10.3897/JHR.28.2023>
- Papp J (2016) First survey of the Neotropical species of *Microchelonus* Szépligeti with descriptions of twenty-five new species (Hymenoptera: Braconidae: Cheloninae). *Acta Zoologica Academiae Scientiarum Hungaricae* 62: 217–344. <https://doi.org/10.17109/AZH.62.3.217.2016>
- Penteado-Dias AM, Figueiredo MLC, Dias MM, Osório TC, Cruz I (2006) First host records for *Exasticolus fuscicornis* (Cameron, 1887) (Hymenoptera: Braconidae: Homolobinae). *Zoologische Mededelingen Leiden*: 80: 109–111. <https://www.alice.cnptia.embrapa.br/bitstream/doc/489833/1/Firsthost.pdf>
- Phillips-Rodríguez E, Powell JA, Hallwachs W, Janzen DH (2014) A synopsis of the genus *Ethmia* Hubner in Costa Rica: biology, distribution, and description of 22 new species (Lepidoptera, Gelechioidea, Depressariidae, Ethmiinae), with emphasis on the 42

- species known from Area de Conservación Guanacaste. *ZooKeys* 461: 1–86. <https://doi.org/10.3897/zookeys.461.8377>
- Rakotoarison A, Scherz MD, Glaw F, Köhler J, Andreone F, Franzen M, Glos J, Hawlitschek O, Jono T, Mori A, Ndirantsoa SH, Raminosoa NR, Riemann JC, Rödel M-O, Rosa GM, Vieites DR, Crottini A, Vences M (2017) Describing the smaller majority: integrative taxonomy reveals twenty-six new species of tiny microhylid frogs (genus *Stumpffia*) from Madagascar. *Vertebrate Zoology* 67: 271–398.
- Quicke DLJ (1988) Four new genera of the *Plesiobracon* Cameron group (Insecta, Hymenoptera, Braconinae). *Zoologica Scripta* 17: 411–418. <https://doi.org/10.1111/j.1463-6409.1988.tb00116.x>
- Quicke DLJ (1997) Braconinae. In: Wharton RA, Marsh PM, Sharkey MJ (Eds) *Manual of the New World genera of the family Braconidae* (Hymenoptera). Special Publication of the International Society of Hymenopterists (1): 149–174.
- Quicke DLJ, Huddleston T (1991) The extraordinary genus *Gnathobracon* Costa (Hym., Braconidae, Braconinae) with the description of a new species from Peru. *Entomologist's Monthly Magazine* 127: 191–195.
- Quicke DLJ, Smith MA, Janzen DH, Hallwachs W, Fernandez-Triana J, Laurenne NM, Zaldivar-Riveron A, Shaw MR, Broad GR, Klopstein S, Shaw SR, Hrccek J, Hebert PDN, Miller SE, Rodriguez JJ, Whitfield JB, Sharkey MJ, Sharanowski B, Jussila R, Gauld ID, Chesters D, Vogler AP (2012) Utility of the DNA barcoding gene fragment for parasitic wasp phylogeny (Hymenoptera: Ichneumonoidea): data release and new measure of taxonomic congruence. *Molecular Ecology Resources* 12: 676–685. <https://doi.org/10.1111/j.1755-0998.2012.03143.x>
- Ratnasingham S, Hebert PD (2013) A DNA-based registry for all animal species: the Barcode Index Number (BIN) system. *PLoS ONE* 8(7): e66213. <https://doi.org/10.1371/journal.pone.0066213>
- Rodriguez JJ, Fernandez-Triana JL, Smith MA, Janzen DH, Hallwachs W, Erwin TL, Whitfield JB (2013) Extrapolations from field studies and known faunas converge on dramatically increased estimates of global microgastrine parasitoid wasp species richness (Hymenoptera: Braconidae). *Insect Conservation and Diversity* 6: 530–536. <https://doi.org/10.1111/icad.12003>
- Scatolini D, Pentead-Dias AM, Achterberg C van (2002) *Pseudorhysipolis* gen. nov. (Hymenoptera: Braconidae: Rhysipolinae), with nine new species from Brazil, Suriname and Panama. *Zoologische Mededelingen, Leiden* 76: 109–131. <http://repository.naturalis.nl/document/45091>
- Sharkey MJ (1990) A revision of *Zacremnops* Sharkey and Wharton (Hymenoptera: Braconidae: Agathidinae). *Proceedings of the Entomological Society of Washington* 92: 561–570. <http://sharkeylab.org/sharkeylab/Misc/pdf/v15005.pdf>
- Sharkey MJ (1997) Key to the New World subfamilies of the Braconidae. Pages 39–64. In: Wharton RA, Marsh PM, Sharkey MJ (Eds) *Manual of the New World genera of Braconidae* (Hymenoptera). Special Publication of the International Society of Hymenopterists 1: 1–439.
- Sharkey MJ, Clutts Stoelb SA, Tucker EM, Janzen D, Hallwachs W, Dapkey T, Smith MA (2011a) *Lytopylus* Förster (Hymenoptera, Braconidae, Agathidinae) species from Costa Rica, with an emphasis on specimens reared from caterpillars in Area de Conservación Guanacaste. *ZooKeys* 130: 379–419. <https://doi.org/10.3897/zookeys.130.1569>

- Sharkey MJ, Parys KS, Clutts S (2011b) A new genus of Agathidinae with the description of a new species parasitic on *Samea multiplicalis* (Guenée). *Journal of Hymenoptera Research* 23: 43–53. <https://doi.org/10.3897/jhr.23.1100>
- Sharkey MJ, Chapman EG (2015) The Nearctic genera of Agathidinae (Hymenoptera: Braconidae) with a phylogenetic analysis, illustrated generic key and the description of three new genera. *Zootaxa* 4000: 49–72. <https://doi.org/10.11646/zootaxa.4000.1.2>
- Sharkey MJ, Chapman EG, Iza de Campos GY (2016) Revision of *Aerophilus* Szépligeti (Hymenoptera, Braconidae, Agathidinae) from eastern North America, with a key to Nearctic species north of Mexico. *Contributions in Science* 524: 51–109. http://sharkeylab.org/sharkeylab/docs/posts/web/Sharkey_et_al_2016_Aerophilus.pdf
- Sharkey MJ, Meierotto S, Chapman EG, Janzen DJ, Hallwachs W, Dapkey T, Solis MA (2018) *Alabagrus* Enderlein (Hymenoptera, Braconidae, Agathidinae) species of Costa Rica, with an emphasis on specimens reared from caterpillars in Area de Conservación Guanacaste. *Contributions in Science* 526: 31–180. http://sharkeylab.org/sharkeylab/docs/posts/web/Sharkey_et_al_2018_Alabagrus.pdf
- Sharkey MJ, Wharton RA (1994) A revision of the genera of Ichneutinae (Hymenoptera: Braconidae). *Journal of Natural History* 28: 873–912. <https://doi.org/10.1080/00222939400770471>
- Sharanowski BJ, Dowling AP, Sharkey MJ (2011) Molecular phylogenetics of Braconidae (Hymenoptera: Ichneumonoidea), based on multiple nuclear genes, and implications for classification. *Systematic Entomology* 36: 549–572. <https://doi.org/10.1111/j.1365-3113.2011.00580.x>
- Shaw S (1997) Cheloninae. In: Wharton RA, Marsh PM, Sharkey MJ (Eds) *Manual of the New World genera of the family Braconidae* (Hymenoptera). Special Publication of the International Society of Hymenopterists 1: 192–201.
- Shaw MR (1983) On evolution of endoparasitism: The biology of some genera of Rogadinae (Braconidae). *Contributions of the American Entomological Institute* 20: 307–328.
- Shaw MR, Sims I (2015) Notes on the biology, morphology, nomenclature and classification of *Pseudavga flavicoxa* Tobias, 1964 (Hymenoptera, Braconidae, Rhysipolinae), a genus and species new to Britain parasitizing *Bucculatrix thoracella* (Thunberg) (Lepidoptera, Bucculatricidae). *Journal of Hymenoptera Research* 42: 21–32. <https://doi.org/10.3897/JHR.42.8935>
- Shaw MR, Huddleston T (1991) Classification and biology of braconid wasps (Hymenoptera: Braconidae). *Handbooks for the Identification of British Insects* 7(11): 1–126.
- Shimbori EM, Bortoni MA, Shaw SR, Souza-Gessner CDaS, Cerântola PdeCM, Penteadodias AM (2019) Revision of the New World genera *Adelius* Haliday and *Paradelius* de Saeger (Hymenoptera: Braconidae: Cheloninae: Adeliini). *Zootaxa* 4571: 151–200. <https://doi.org/10.11646/zootaxa.4571.2.1>
- Smith MA, Woodley NE, Janzen DH, Hallwachs W, Hebert PDN (2006) DNA barcodes reveal cryptic host-specificity within the presumed polyphagous members of a genus of parasitoid flies (Diptera: Tachinidae). *Proceedings of the National Academy of Sciences* 103: 3657–3662. <https://doi.org/10.1073/pnas.0511318103>
- Smith MA, Wood DM, Janzen DH, Hallwachs W, Hebert PDN (2007) DNA barcodes affirm that 16 species of apparently generalist tropical parasitoid flies (Diptera, Tachinidae) are not all generalists. *Proceedings of the National Academy of Sciences* 104: 4967–4972. <https://doi.org/10.1073/pnas.0700050104>

- Smith MA, Rodriguez JJ, Whitfield JB, Deans AR, Janzen DH, Hallwachs W, Hebert PDN (2008) Extreme diversity of tropical parasitoid wasps exposed by iterative integration of natural history, DNA barcoding, morphology, and collections. *Proceedings of the National Academy of Sciences* 105: 12359–12364. <https://doi.org/10.1073/pnas.0805319105>
- Smith MA, Bertrand C, Crosby K, Eveleigh ES, Fernandez-Triana J, Fisher BL, Gibbs J, Hajibabaei M, Hallwachs W, Hind K, Hrcek J, Huang D-W, Janda M, Janzen DH, Li Y, Miller SE, Packer L, Quicke D, Ratnasingham S, Rodriguez J, Rougerie R, Shaw MR, Sheffield C, Stahlhut JK, Steinke D, Whitfield J, Wood M, Zhou X (2012a) Wolbachia and DNA Barcoding Insects: Patterns, Potential, and Problems. *PLoS ONE* 7(5): e36514. <https://doi.org/10.1371/journal.pone.0036514>
- Smith MA, Fernández-Triana JL, Eveleigh E, Gómez J, Guclu C, Hallwachs W, Hebert PDN, Hrcek J, Huber JT, Janzen DH, Mason PG, Miller S, Quicke DLJ, Rodriguez JJ, Rougerie R, Shaw MR, Várkonyi G, Ward D, Whitfield JB, Zaldivar-Riveron A (2012b) DNA barcoding and the taxonomy of Microgastrinae wasps (Hymenoptera, Braconidae): impacts after 8 years and nearly 20,000 sequences. *Molecular Ecology Resources* 13(2): 168–176. <https://doi.org/10.1111/1755-0998.12038>
- Solís-Lemus C, Knowles LL, Ané C (2015) Bayesian species delimitation combining multiple genes and traits in a unified framework. *Evolution* 69: 492–507. <https://doi.org/10.1111/evo.12582>
- Valerio AA, Shaw S (2015) Thirteen new Costa Rican species belonging to the genus *Triraphis* Ruthe (Braconidae: Rogadinae) with their host records. *Zootaxa* 3904(4): 501–540. <https://doi.org/10.11646/zootaxa.3904.4.2>
- Wharton RA (1984) The status of certain Braconidae (Hymenoptera) cultured for biological control programs, and description of a new species of *Macrocentrus*. *Proceedings of the Entomological Society of Washington* 86(4): 902–912.
- Whitfield JB (1990) Phylogenetic review of the *Stiropius* group of genera (Hymenoptera: Braconidae, Rogadinae) with description of a new neotropical genus. *Proceedings of the Entomological Society of Washington* 92: 36–43.
- Yu DSK, Achterberg C van, Horstmann K (2016) Taxapad, Ichneumonoidea. Vancouver. <http://www.taxapad.com>.
- Zamani A, Vahtera V, Sääksjärvi IE, Scherz MD (2020) The omission of critical data in the pursuit of “revolutionary” methods to accelerate the description of species. *Systematic Entomology* [early view]. <https://doi.org/10.1111/syen.12444>
- Zettel H (1990) Beiträge zur Kenntnis neotropischer Arten der Gattung *Phanerotoma* Wesmäl: 4. Die *Ph. fuscovaria*-Gruppe (Hymenoptera: Braconidae, Cheloniinae). *Linzer Biologische Beiträge* 22: 3–19.

Supplementary material 1

AGATHIDINAE

Authors: Michael J. Sharkey, Daniel H. Janzen, Winnie Hallwachs, Eric G. Chapman, M. Alex Smith, Tanya Dapkey, Allison Brown, Sujeevan Ratnasingham, Suresh Naik, Ramya Manjunath, Kate Perez, Megan Milton, Paul Hebert, Scott R. Shaw, Rebecca N. Kittel, M. Alma Solis, Mark A. Metz, Paul Z. Goldstein, John W. Brown, Donald L.J. Quicke, C. van Achterberg, Brian V. Brown, John M. Burns

Data type: molecular data

Copyright notice: This dataset is made available under the Open Database License (<http://opendatacommons.org/licenses/odbl/1.0/>). The Open Database License (ODbL) is a license agreement intended to allow users to freely share, modify, and use this Dataset while maintaining this same freedom for others, provided that the original source and author(s) are credited.

Link: <https://doi.org/10.3897/zookeys.1013.55600.suppl1>

Supplementary material 2

BRACONINAE

Authors: Michael J. Sharkey, Daniel H. Janzen, Winnie Hallwachs, Eric G. Chapman, M. Alex Smith, Tanya Dapkey, Allison Brown, Sujeevan Ratnasingham, Suresh Naik, Ramya Manjunath, Kate Perez, Megan Milton, Paul Hebert, Scott R. Shaw, Rebecca N. Kittel, M. Alma Solis, Mark A. Metz, Paul Z. Goldstein, John W. Brown, Donald L.J. Quicke, C. van Achterberg, Brian V. Brown, John M. Burns

Data type: molecular data

Copyright notice: This dataset is made available under the Open Database License (<http://opendatacommons.org/licenses/odbl/1.0/>). The Open Database License (ODbL) is a license agreement intended to allow users to freely share, modify, and use this Dataset while maintaining this same freedom for others, provided that the original source and author(s) are credited.

Link: <https://doi.org/10.3897/zookeys.1013.55600.suppl2>

Supplementary material 3

CHELONINAE

Authors: Michael J. Sharkey, Daniel H. Janzen, Winnie Hallwachs, Eric G. Chapman, M. Alex Smith, Tanya Dapkey, Allison Brown, Sujeevan Ratnasingham, Suresh Naik, Ramya Manjunath, Kate Perez, Megan Milton, Paul Hebert, Scott R. Shaw, Rebecca N. Kittel, M. Alma Solis, Mark A. Metz, Paul Z. Goldstein, John W. Brown, Donald L.J. Quicke, C. van Achterberg, Brian V. Brown, John M. Burns

Data type: molecular data

Copyright notice: This dataset is made available under the Open Database License (<http://opendatacommons.org/licenses/odbl/1.0/>). The Open Database License (ODbL) is a license agreement intended to allow users to freely share, modify, and use this Dataset while maintaining this same freedom for others, provided that the original source and author(s) are credited.

Link: <https://doi.org/10.3897/zookeys.1013.55600.suppl3>

Supplementary material 4

HOMOLOBINAE

Authors: Michael J. Sharkey, Daniel H. Janzen, Winnie Hallwachs, Eric G. Chapman, M. Alex Smith, Tanya Dapkey, Allison Brown, Sujeevan Ratnasingham, Suresh Naik, Ramya Manjunath, Kate Perez, Megan Milton, Paul Hebert, Scott R. Shaw, Rebecca N. Kittel, M. Alma Solis, Mark A. Metz, Paul Z. Goldstein, John W. Brown, Donald L.J. Quicke, C. van Achterberg, Brian V. Brown, John M. Burns

Data type: molecular data

Copyright notice: This dataset is made available under the Open Database License (<http://opendatacommons.org/licenses/odbl/1.0/>). The Open Database License (ODbL) is a license agreement intended to allow users to freely share, modify, and use this Dataset while maintaining this same freedom for others, provided that the original source and author(s) are credited.

Link: <https://doi.org/10.3897/zookeys.1013.55600.suppl4>

Supplementary material 5

HORMIINAE

Authors: Michael J. Sharkey, Daniel H. Janzen, Winnie Hallwachs, Eric G. Chapman, M. Alex Smith, Tanya Dapkey, Allison Brown, Sujeevan Ratnasingham, Suresh Naik, Ramya Manjunath, Kate Perez, Megan Milton, Paul Hebert, Scott R. Shaw, Rebecca N. Kittel, M. Alma Solis, Mark A. Metz, Paul Z. Goldstein, John W. Brown, Donald L.J. Quicke, C. van Achterberg, Brian V. Brown, John M. Burns

Data type: molecular data

Copyright notice: This dataset is made available under the Open Database License (<http://opendatacommons.org/licenses/odbl/1.0/>). The Open Database License (ODbL) is a license agreement intended to allow users to freely share, modify, and use this Dataset while maintaining this same freedom for others, provided that the original source and author(s) are credited.

Link: <https://doi.org/10.3897/zookeys.1013.55600.suppl5>

Supplementary material 6

ICHNEUTINAE and PROTEROPINAE

Authors: Michael J. Sharkey, Daniel H. Janzen, Winnie Hallwachs, Eric G. Chapman, M. Alex Smith, Tanya Dapkey, Allison Brown, Sujeevan Ratnasingham, Suresh Naik, Ramya Manjunath, Kate Perez, Megan Milton, Paul Hebert, Scott R. Shaw, Rebecca N. Kittel, M. Alma Solis, Mark A. Metz, Paul Z. Goldstein, John W. Brown, Donald L.J. Quicke, C. van Achterberg, Brian V. Brown, John M. Burns

Data type: molecular data

Copyright notice: This dataset is made available under the Open Database License (<http://opendatacommons.org/licenses/odbl/1.0/>). The Open Database License (ODbL) is a license agreement intended to allow users to freely share, modify, and use this Dataset while maintaining this same freedom for others, provided that the original source and author(s) are credited.

Link: <https://doi.org/10.3897/zookeys.1013.55600.suppl6>

Supplementary material 7

MACROCENTRINAE

Authors: Michael J. Sharkey, Daniel H. Janzen, Winnie Hallwachs, Eric G. Chapman, M. Alex Smith, Tanya Dapkey, Allison Brown, Sujeevan Ratnasingham, Suresh Naik, Ramya Manjunath, Kate Perez, Megan Milton, Paul Hebert, Scott R. Shaw, Rebecca N. Kittel, M. Alma Solis, Mark A. Metz, Paul Z. Goldstein, John W. Brown, Donald L.J. Quicke, C. van Achterberg, Brian V. Brown, John M. Burns

Data type: molecular data

Copyright notice: This dataset is made available under the Open Database License (<http://opendatacommons.org/licenses/odbl/1.0/>). The Open Database License (ODbL) is a license agreement intended to allow users to freely share, modify, and use this Dataset while maintaining this same freedom for others, provided that the original source and author(s) are credited.

Link: <https://doi.org/10.3897/zookeys.1013.55600.suppl7>

Supplementary material 8

ORGILINAE

Authors: Michael J. Sharkey, Daniel H. Janzen, Winnie Hallwachs, Eric G. Chapman, M. Alex Smith, Tanya Dapkey, Allison Brown, Sujeevan Ratnasingham, Suresh Naik, Ramya Manjunath, Kate Perez, Megan Milton, Paul Hebert, Scott R. Shaw, Rebecca N. Kittel, M. Alma Solis, Mark A. Metz, Paul Z. Goldstein, John W. Brown, Donald L.J. Quicke, C. van Achterberg, Brian V. Brown, John M. Burns

Data type: molecular data

Copyright notice: This dataset is made available under the Open Database License (<http://opendatacommons.org/licenses/odbl/1.0/>). The Open Database License (ODbL) is a license agreement intended to allow users to freely share, modify, and use this Dataset while maintaining this same freedom for others, provided that the original source and author(s) are credited.

Link: <https://doi.org/10.3897/zookeys.1013.55600.suppl8>

Supplementary material 9

RHYSIPOLINAE

Authors: Michael J. Sharkey, Daniel H. Janzen, Winnie Hallwachs, Eric G. Chapman, M. Alex Smith, Tanya Dapkey, Allison Brown, Sujeevan Ratnasingham, Suresh Naik, Ramya Manjunath, Kate Perez, Megan Milton, Paul Hebert, Scott R. Shaw, Rebecca N. Kittel, M. Alma Solis, Mark A. Metz, Paul Z. Goldstein, John W. Brown, Donald L.J. Quicke, C. van Achterberg, Brian V. Brown, John M. Burns

Data type: molecular data

Copyright notice: This dataset is made available under the Open Database License (<http://opendatacommons.org/licenses/odbl/1.0/>). The Open Database License (ODbL) is a license agreement intended to allow users to freely share, modify, and use this Dataset while maintaining this same freedom for others, provided that the original source and author(s) are credited.

Link: <https://doi.org/10.3897/zookeys.1013.55600.suppl9>

Supplementary material 10

ROGADINAE

Authors: Michael J. Sharkey, Daniel H. Janzen, Winnie Hallwachs, Eric G. Chapman, M. Alex Smith, Tanya Dapkey, Allison Brown, Sujeevan Ratnasingham, Suresh Naik, Ramya Manjunath, Kate Perez, Megan Milton, Paul Hebert, Scott R. Shaw, Rebecca N. Kittel, M. Alma Solis, Mark A. Metz, Paul Z. Goldstein, John W. Brown, Donald L.J. Quicke, C. van Achterberg, Brian V. Brown, John M. Burns

Data type: molecular data

Copyright notice: This dataset is made available under the Open Database License (<http://opendatacommons.org/licenses/odbl/1.0/>). The Open Database License (ODbL) is a license agreement intended to allow users to freely share, modify, and use this Dataset while maintaining this same freedom for others, provided that the original source and author(s) are credited.

Link: <https://doi.org/10.3897/zookeys.1013.55600.suppl10>