



**Cochrane**  
**Library**

Cochrane Database of Systematic Reviews

## Lacosamide for neuropathic pain and fibromyalgia in adults (Review)

Hearn L, Derry S, Moore RA

Hearn L, Derry S, Moore RA.

Lacosamide for neuropathic pain and fibromyalgia in adults.

*Cochrane Database of Systematic Reviews* 2012, Issue 2. Art. No.: CD009318.

DOI: [10.1002/14651858.CD009318.pub2](https://doi.org/10.1002/14651858.CD009318.pub2).

[www.cochranelibrary.com](http://www.cochranelibrary.com)

**Lacosamide for neuropathic pain and fibromyalgia in adults (Review)**

Copyright © 2016 The Cochrane Collaboration. Published by John Wiley & Sons, Ltd.

**WILEY**

**TABLE OF CONTENTS**

ABSTRACT .....	1
PLAIN LANGUAGE SUMMARY .....	2
SUMMARY OF FINDINGS .....	3
BACKGROUND .....	5
OBJECTIVES .....	5
METHODS .....	6
RESULTS .....	7
Figure 1. ....	9
Figure 2. ....	10
Figure 3. ....	11
DISCUSSION .....	18
AUTHORS' CONCLUSIONS .....	19
ACKNOWLEDGEMENTS .....	19
REFERENCES .....	20
CHARACTERISTICS OF STUDIES .....	23
DATA AND ANALYSES .....	29
Analysis 1.1. Comparison 1 Lacosamide 400 mg versus placebo, Outcome 1 Moderate benefit (pain intensity reduction $\geq 2/10$ on a NRS or $\geq 30\%$ on VAS). ....	30
Analysis 1.2. Comparison 1 Lacosamide 400 mg versus placebo, Outcome 2 Substantial (pain intensity reduction $\geq 50\%$ on a NRS). ....	30
Analysis 1.3. Comparison 1 Lacosamide 400 mg versus placebo, Outcome 3 PGIC much or very much improved. ....	30
Analysis 2.1. Comparison 2 Lacosamide 600 mg versus placebo, Outcome 1 Moderate benefit (pain intensity reduction $\geq 2/10$ on NRS or $\geq 30\%$ on VAS). ....	31
Analysis 2.2. Comparison 2 Lacosamide 600 mg versus placebo, Outcome 2 Substantial (pain intensity reduction $\geq 50\%$ on NRS). ....	31
Analysis 2.3. Comparison 2 Lacosamide 600 mg versus placebo, Outcome 3 PGIC much or very much improved. ....	31
Analysis 3.1. Comparison 3 Lacosamide versus placebo, Outcome 1 At least one adverse event. ....	33
Analysis 3.2. Comparison 3 Lacosamide versus placebo, Outcome 2 Serious adverse events. ....	33
Analysis 3.3. Comparison 3 Lacosamide versus placebo, Outcome 3 All-cause withdrawals. ....	34
Analysis 3.4. Comparison 3 Lacosamide versus placebo, Outcome 4 Lack of efficacy withdrawals. ....	35
Analysis 3.5. Comparison 3 Lacosamide versus placebo, Outcome 5 Adverse event withdrawals. ....	36
APPENDICES .....	36
WHAT'S NEW .....	40
CONTRIBUTIONS OF AUTHORS .....	40
DECLARATIONS OF INTEREST .....	40
SOURCES OF SUPPORT .....	40
DIFFERENCES BETWEEN PROTOCOL AND REVIEW .....	41
NOTES .....	41
INDEX TERMS .....	41

[Intervention Review]

# Lacosamide for neuropathic pain and fibromyalgia in adults

Leslie Hearn<sup>1</sup>, Sheena Derry<sup>1</sup>, R Andrew Moore<sup>1</sup>

<sup>1</sup>Pain Research and Nuffield Department of Clinical Neurosciences (Nuffield Division of Anaesthetics), University of Oxford, Oxford, UK

**Contact:** R Andrew Moore, Pain Research and Nuffield Department of Clinical Neurosciences (Nuffield Division of Anaesthetics), University of Oxford, Pain Research Unit, Churchill Hospital, Oxford, Oxfordshire, OX3 7LE, UK. [andrew.moore@ndcn.ox.ac.uk](mailto:andrew.moore@ndcn.ox.ac.uk).

**Editorial group:** Cochrane Neuromuscular Group.

**Publication status and date:** Stable (no update expected for reasons given in 'What's new'), published in Issue 7, 2016.

**Citation:** Hearn L, Derry S, Moore RA. Lacosamide for neuropathic pain and fibromyalgia in adults. *Cochrane Database of Systematic Reviews* 2012, Issue 2. Art. No.: CD009318. DOI: [10.1002/14651858.CD009318.pub2](https://doi.org/10.1002/14651858.CD009318.pub2).

Copyright © 2016 The Cochrane Collaboration. Published by John Wiley & Sons, Ltd.

## ABSTRACT

### Background

Antiepileptic drugs have been used in pain management since the 1960s; some seem to be especially useful for neuropathic pain. Lacosamide is an antiepileptic drug that has recently been investigated for neuropathic pain relief, although it failed to get approval for painful diabetic peripheral neuropathy from either the Food and Drug Administration or the European Medicines Agency.

### Objectives

To evaluate the analgesic efficacy and adverse effects of lacosamide in the management of chronic neuropathic pain or fibromyalgia.

### Search methods

We searched the Cochrane Neuromuscular Disease Group Specialized Register (2011, Issue 4), CENTRAL (2011, Issue 3), MEDLINE (January 2000 to August 2011) and EMBASE (2000 to August 2011) without language restriction, together with reference lists of retrieved papers and reviews.

### Selection criteria

We included randomised, double-blind studies of eight weeks duration or longer, comparing lacosamide with placebo or another active treatment in chronic neuropathic pain or fibromyalgia.

### Data collection and analysis

Two review authors independently extracted data for efficacy and adverse events and examined issues of study quality, including risk of bias assessments. Where possible, we calculated numbers needed to treat to benefit from dichotomous data for effectiveness, adverse events and study withdrawals.

### Main results

We included six studies; five (1863 participants) in painful diabetic neuropathy (PDN) and one (159 participants) in fibromyalgia. All were placebo-controlled and titrated to a target dose of 200 mg, 400 mg or 600 mg lacosamide daily, given as a divided dose. Study reporting quality was generally good, although the imputation method of last observation carried forward used in analyses of the primary outcomes is known to impart major bias where, as here, adverse event withdrawal rates were high. This, together with small numbers of patients and events for most outcomes at most doses meant that most results were of low quality, with moderate quality evidence available for some efficacy outcomes for 400 mg lacosamide.

There were too few data for analysis of the 200 mg dose for painful diabetic neuropathy or any dose for fibromyalgia.

In painful diabetic neuropathy, lacosamide 400 mg provided statistically increased rates of achievement of "moderate" and "substantial" benefit (at least 30% and at least 50% reduction from baseline in patient-reported pain respectively) and the patient global impression of change outcome of "much or very much improved". In each case the extra proportion benefiting above placebo was about 10%, yielding numbers needed to treat to benefit compared with placebo of 10 to 12. For lacosamide 600 mg there was no consistent benefit over placebo.

There was no significant difference between any dose of lacosamide and placebo for participants experiencing any adverse event or a serious adverse event, but adverse event withdrawals showed a significant dose response. The number needed to treat to harm for adverse event withdrawal was 11 for lacosamide 400 mg and 4 for the 600 mg dose.

### Authors' conclusions

Lacosamide has limited efficacy in the treatment of peripheral diabetic neuropathy. Higher doses did not give consistently better efficacy, but were associated with significantly more adverse event withdrawals. Where adverse event withdrawals are high with active treatment compared with placebo and when last observation carried forward imputation is used, as in some of these studies, significant overestimation of treatment efficacy can result. It is likely, therefore, that lacosamide is without any useful benefit in treating neuropathic pain; any positive interpretation of the evidence should be made with caution if at all.

## PLAIN LANGUAGE SUMMARY

### Lacosamide for neuropathic pain and fibromyalgia in adults

Antiepileptic drugs like lacosamide are commonly used for treating neuropathic pain, usually defined as pain due to damage to nerves. This would include postherpetic neuralgia (persistent pain experienced in an area previously affected by shingles), painful diabetic neuropathy, nerve injury pain, phantom limb pain and trigeminal neuralgia; fibromyalgia also responds to some antiepileptic drugs. This type of pain can be severe and long-lasting, is associated with lack of sleep, fatigue, depression and a reduced quality of life. This review included five studies in painful diabetic neuropathy (1863 participants) and one in fibromyalgia (159 participants). In people with painful diabetic neuropathy, lacosamide had only a modest effect, with a specific effect due to its use in 1 person in 10. This is a minor effect and may be an over-estimate due to use of the last observation carried forward method for analysis. There was insufficient information in fibromyalgia to draw any conclusions about the effect of lacosamide. There was no significant difference between lacosamide and placebo for participants with any, or a serious, adverse event, but there were significantly more adverse event withdrawals with lacosamide. Regulatory authorities have not licensed lacosamide for treating pain based on evidence presently available.

## SUMMARY OF FINDINGS

### Summary of findings for the main comparison.

#### Lacosamide 400 mg compared with placebo for painful diabetic neuropathy

**Patient or population:** painful diabetic neuropathy

**Settings:** community

**Intervention:** oral lacosamide 400 mg daily

**Comparison:** oral placebo

Outcome	Probable out- come with in- tervention	Probable out- come with comparator	NNTB or NNTH and/or relative effect	No of participants and events	Quality of the evidence (GRADE)	Comments
"Substantial" benefit At least 50% reduction in pain or equivalent	350 in 1000	250 in 1000	10 (5.2 to 120) 1.4 (1.01 to 1.9)	412 participants 142 events	Low quality	LOCF imputation makes this likely to be an over- estimate
"Moderate" benefit At least 30% reduction in pain	540 in 1000	440 in 1000	9.8 (5.7 to 36) 1.3 (1.1 to 1.5)	715 participants 359 events	Low quality	LOCF imputation makes this likely to be an over- estimate
Proportion below 30/100 mm on VAS	No data					
Patient global impression much or very much improved	330 in 1000	240 in 1000	12 (6.6 to 52) 1.5 (1.2 to 1.9)	715 participants 209 events	Moderate qual- ity	Low number of events, but not LOCF imputation
Quality of life measure	No data					
Adverse event withdrawals	180 in 1000	91 in 1000	11 (7.5 to 22) 2.01 (1.4 to 2.9)	874 participants 125 events	Moderate qual- ity	Low number of events
Serious adverse events	66 in 1000	63 in 1000	Not calculated 1.0 (0.7 to 1.6)	1304 participants 85 events	Moderate qual- ity	Low number of events
Death	There were no deaths with lacosamide 400 mg or placebo					

GRADE Working Group grades of evidence

**High quality:** Further research is very unlikely to change our confidence in the estimate of effect.

**Moderate quality:** Further research is likely to have an important impact on our confidence in the estimate of effect and may change the estimate.

**Low quality:** Further research is very likely to have an important impact on our confidence in the estimate of effect and is likely to change the estimate.

**Very low quality:** We are very uncertain about the estimate.

---

NNTB: number needed to treat to benefit; NNTH: number needed to treat for an additional harmful outcome; VAS: visual analogue scale; LOCF: last observation carried forward.

## BACKGROUND

### Description of the condition

Neuropathic pain, unlike nociceptive pain such as gout and other forms of arthritis, is caused by nerve damage, often accompanied by changes in the central nervous system (CNS). The new (2011) definition of neuropathic pain is "pain caused by a lesion or disease of the somatosensory system" (Jensen 2011). Fibromyalgia is a complex pain syndrome, defined as widespread pain for longer than three months with pain on palpation at 11 or more of 18 specified tender points (Wolfe 1990) and frequently associated with other symptoms such as poor sleep, fatigue and depression. More recently, a definition of fibromyalgia has been proposed based on symptom severity and the presence of widespread pain (Wolfe 2010). The cause or causes of fibromyalgia are not well understood but it has features in common with neuropathic pain, including changes in the CNS (Robinson 2011). Many people with both these conditions are significantly disabled with moderate or severe pain for many years. Conventional analgesics are usually not effective, although opioids may be in some individuals. Others may derive some benefit from a topical lidocaine patch or topical capsaicin. Treatment is more usually by unconventional analgesics such as antidepressants or antiepileptics.

Data for the incidence of neuropathic pain are difficult to obtain, but a systematic review of prevalence and incidence in the Oxford Region of the UK indicates prevalence rates per 100,000 of 34 for postherpetic neuralgia, 400 for diabetic neuropathy and trigeminal neuropathy and 2000 for fibromyalgia (McQuay 2007). Different estimates in the UK indicate incidences per 100,000 person years observation of 40 (95% confidence interval (CI) 39 to 41) for postherpetic neuralgia, 27 (95% CI 26 to 27) for trigeminal neuralgia, 1 (95% CI 1 to 2) for phantom limb pain and 15 (95% CI 15 to 16) for painful diabetic neuropathy (PDN), with rates decreasing in recent years for phantom limb pain and postherpetic neuralgia and increasing for PDN (Hall 2006; Hall 2008). The prevalence of neuropathic pain in Austria was reported as being 3.3% (Gustorff 2008), 6.9% in France (Bouhassira 2008) and in the UK as high as 8% (Torrance 2006).

Neuropathic pain and fibromyalgia are commonly difficult to treat effectively, with only a minority of individuals experiencing a clinically relevant benefit from any one intervention. A multidisciplinary approach is now advocated, with physical or cognitive therapies or both being combined with pharmacological interventions.

### Description of the intervention

Lacosamide was developed as an antiepileptic drug and has been licensed in the USA and European Union for treatment of partial onset seizures. Lacosamide is also being investigated for treatment of neuropathic pain, based on experimental data from animal models (Beyreuther 2006) and other basic research and clinical evidence (Beyreuther 2007; Dworkin 2010; Harris 2009), but lacosamide was not approved for the treatment of painful diabetic peripheral neuropathy by either the Food and Drug Administration or the European Medicines Agency.

Lacosamide was formerly known as erlosamide and it is marketed under the trade name Vimpat®.

### How the intervention might work

Lacosamide is described as a functionalized amino acid molecule that selectively enhances the slow inactivation of voltage-gated sodium channels and interacts with the collapsin-response mediator protein-2 (Beydoun 2009; Errington 2008). Voltage-gated sodium channels play an important role in the excitability of nociceptors. In contrast to lidocaine and carbamazepine, lacosamide does not alter steady-state fast inactivation, suggesting that it might be more effective than these other drugs at blocking the electrical activity of neurons that are chronically depolarised compared with those at more normal resting potentials (Sheets 2008).

Many antiepileptic drugs typically have efficacy in neuropathic pain, examples being gabapentin (Moore 2011a), pregabalin (Moore 2009b) and carbamazepine (Wiffen 2011a). Others, such as lamotrigine, do not (Wiffen 2011b).

### Why it is important to do this review

Lacosamide is relatively new and is not an established pharmacological intervention for chronic neuropathic pain. Earlier Cochrane reviews of antiepileptics for neuropathic pain did not mention it (Wiffen 2005, original review 2000), but a number of clinical trials have now been completed, so it is important to review them and establish whether lacosamide has a place in the treatment of neuropathic pain and fibromyalgia. The antiepileptic review has subsequently been split into reviews for individual drugs and some individual reviews have been published, for carbamazepine (Wiffen 2011a), lamotrigine (Wiffen 2011b), gabapentin (Moore 2011a), pregabalin (Moore 2009b) and valproic acid (Gill 2011), while reviews of phenytoin (Birse 2011) and clonazepam (Corrigan 2011) are in development. These separate reviews for individual drugs use more stringent criteria of validity, which include the level of response obtained, the duration of study and method of imputation of missing data (Moore 2010a). Appendix 1 gives details of recent changes to the thinking about chronic pain and evidence.

This Cochrane review will therefore assess evidence in ways that make both statistical and clinical sense, and will use developing criteria for what constitutes reliable evidence in chronic pain (Moore 2010a). Trials included and analysed will need to meet a minimum of reporting quality (blinding, randomisation), validity (duration, dose and timing, diagnosis, outcomes, etc) and size (ideally at least 500 participants in a comparison in which the number needed to treat for an additional beneficial outcome (NNTB) is four or above (Moore 1998)). This does set high standards and marks a departure from how reviews have been done previously.

This review will be one of a series, and will be included in an overview of antiepileptic drugs for neuropathic pain and fibromyalgia.

### OBJECTIVES

1. To assess the analgesic efficacy of lacosamide for chronic neuropathic pain and fibromyalgia.
2. To assess the adverse events associated with the clinical use of lacosamide for chronic neuropathic pain and fibromyalgia.

## METHODS

### Criteria for considering studies for this review

#### Types of studies

We included studies if they were randomised controlled trials (RCTs) with double-blind assessment of participant outcomes following two weeks of treatment or longer, though the emphasis of the review is on studies of eight weeks or longer. We required full journal publication, with the exception of online clinical trial results summaries of otherwise unpublished clinical trials and abstracts with data for analysis. We did not include short abstracts (usually meeting reports). We excluded studies that were non-randomised, studies of experimental pain, case reports and clinical observations.

#### Types of participants

Studies included adult participants aged 18 years and above. Participants could have one or more of a wide range of chronic neuropathic pain conditions including:

- PDN;
- postherpetic neuralgia;
- trigeminal neuralgia;
- phantom limb pain;
- postoperative or traumatic neuropathic pain;
- complex regional pain syndrome;
- cancer-related neuropathy;
- human immunodeficiency virus (HIV) neuropathy;
- spinal cord injury;

and

- fibromyalgia.

We would have included studies of participants with more than one type of neuropathic pain and analysed results according to the primary condition.

#### Types of interventions

Lacosamide in any dose, by any route, administered for the relief of neuropathic pain or fibromyalgia and compared to placebo, no intervention or any other active comparator.

#### Types of outcome measures

We anticipated that studies would use a variety of outcome measures, with the majority of studies using standard subjective scales (numerical rating scale (NRS) or visual analogue scale (VAS)) for pain intensity or pain relief, or both. We were particularly interested in Initiative on Methods, Measurement, and Pain Assessment in Clinical Trials (IMMPACT) definitions for moderate and substantial benefit in chronic pain studies (Dworkin 2008). These are defined as at least 30% pain relief over baseline (moderate), at least 50% pain relief over baseline (substantial), much or very much improved on Patient Global Impression of Change (PGIC) (moderate), and very much improved on PGIC (substantial). These outcomes are different from those set out in the previous review (Saarto 2007), concentrating as they do on dichotomous outcomes where pain responses do not follow a normal (Gaussian) distribution. People with chronic pain desire

high levels of pain relief, ideally more than 50%, and with pain not worse than mild (O'Brien 2010).

#### Primary outcomes

1. Patient reported pain relief of 30% or greater.
2. Patient reported pain relief of 50% or greater.
3. PGIC much or very much improved.
4. PGIC very much improved.

#### Secondary outcomes

1. Any pain-related outcome indicating some improvement.
2. Withdrawals due to lack of efficacy.
3. Participants experiencing any adverse event.
4. Participants experiencing any serious adverse event.
5. Withdrawals due to adverse events.
6. Specific adverse events, particularly somnolence and dizziness.

Ongoing discussion within the Cochrane Collaboration suggests adopting a common core data set for pain reviews and to reflect that, we used a working set of seven outcomes that might form such a core data set. This overlaps to some extent with outcomes already identified:

- at least 50% pain reduction;
- proportion below 30/100 mm on a VAS (no worse than mild pain);
- patient global impression;
- functioning;
- adverse event withdrawal;
- serious adverse events; and
- death.

The 'Summary of findings' table includes at least 50% and at least 30% pain intensity reduction, PGIC, adverse event withdrawals, serious adverse events and death.

### Search methods for identification of studies

#### Electronic searches

We searched the Cochrane Neuromuscular Disease Group Specialized Register (2011, Issue 4), The Cochrane Central Register of Controlled Trials (CENTRAL) (2011, Issue 3), MEDLINE (January 2000 to August 2011) and EMBASE (January 2000 to August 2011). There was no language restriction.

The search strategies are in [Appendix 2](#) (MEDLINE), [Appendix 3](#) (EMBASE) and [Appendix 4](#) (CENTRAL).

#### Searching other resources

We searched reference lists of retrieved articles and reviews for any additional studies. We also approached UCB, the manufacturer of lacosamide, for information about completed and ongoing studies and examined both [clinicaltrials.gov](http://clinicaltrials.gov) and [clinicalstudyresults.org](http://clinicalstudyresults.org) for relevant data.



## Data collection and analysis

### Selection of studies

We determined study eligibility by reading each abstract identified by the search. We eliminated studies that clearly did not satisfy inclusion criteria and obtained full copies of the remaining studies. Two review authors read these studies independently and reached agreement by discussion. We did not anonymise studies in any way before assessment.

### Data extraction and management

Two review authors independently extracted data using a standard form and agreed any discrepancies before entry into the Cochrane statistical software RevMan 5.1, or any other analysis method. The data extracted included information about the pain condition and number of participants treated, drug and dosing regimen, study design (placebo or active control), study duration and follow-up, analgesic outcome measures and results, withdrawals and adverse events (participants experiencing any adverse event, or serious adverse event).

### Assessment of risk of bias in included studies

We completed a 'Risk of bias' table reporting on sequence generation, allocation concealment, blinding, incomplete outcome data, selective reporting and other risks (Higgins 2008).

### Measures of treatment effect

We calculated NNTB as the reciprocal of the absolute risk reduction (McQuay 1997). For unwanted effects, the NNTB becomes the number needed to treat for an additional harmful outcome (NNTH), and is calculated in the same manner. We used dichotomous data to calculate risk ratio (RR) with 95% CI using a fixed-effect model unless we found significant statistical heterogeneity (see below). We use the term 'relative benefit' to refer to the risk of experiencing a beneficial outcome, and 'relative harm' for a harmful outcome. We did not use continuous data because dichotomous outcomes of clinical importance were available and preferred.

### Unit of analysis issues

We accepted randomisation to individual patient only. The control treatment arm would be split between active treatment arms in a single study if the active treatment arms were not combined for analysis.

### Dealing with missing data

We used intention-to-treat (ITT) analysis. The ITT population consisted of participants who were randomised, took the assigned study medication, and provided at least one post-baseline assessment. Wherever possible, we assigned zero improvement to missing participants. However, most studies in chronic pain report results, including responder results, using last observation carried forward. This has been questioned as being potentially biased (Moore 2010a; O'Connor 2010), with outcomes of withdrawal being important outcomes that make last observation carried forward unreliable (Kim 2011). Last observation carried forward can lead to overestimation of efficacy, particularly in situations where adverse event withdrawal rates differ between active and control groups (Moore 2012). At this time it is unclear what strategy can actually be used to deal with missing data inside studies, but we have examined and clearly reported imputation strategies.

### Assessment of heterogeneity

We dealt with clinical heterogeneity by combining studies that examine similar conditions. We assessed statistical heterogeneity visually (L'Abbé 1987) and with the use of the  $I^2$  statistic. When  $I^2$  was greater than 50%, we sought reasons.

### Assessment of reporting biases

The aim of this review is to use dichotomous data of known utility (Moore 2009a). The review does not depend on what authors of the original studies chose to report or not. We planned to extract and use continuous data, which probably poorly reflect efficacy and utility, only if dichotomous data were not available and continuous data were useful for illustrative purposes, but we did not need to do this.

We assessed publication bias by examining the number of participants in trials with zero effect (relative risk of 1.0) needed for the point estimate of the NNTB to increase beyond a clinically useful level (Moore 2008). In this case, we specified a clinically useful level as an NNTB of 12.

### Data synthesis

We used a fixed-effect model for meta-analysis. We planned to use a random-effects model for meta-analysis if there was significant heterogeneity and we considered it appropriate to combine studies.

### Subgroup analysis and investigation of heterogeneity

We planned subgroup analysis for:

- dose of lacosamide;
- different painful conditions.

### Sensitivity analysis

No sensitivity analyses were planned, because the evidence base was known to be too small to allow reliable analysis; in particular, we did not pool results from neuropathic pain of different origins.

## RESULTS

### Description of studies

#### Results of the search

Electronic searches identified eight potentially relevant studies; no additional information was available from the manufacturer.

#### Included studies

We included five studies with 1863 participants in PDN (NCT00350103; Rauck 2007; Shaibani 2009a; Wymer 2009; Ziegler 2010) and one study with 159 participants (NCT00401830) in fibromyalgia. Studies in PDN had a mean age of 55 to 60 years, and participants were 44% to 53% female. In four studies participants had a diagnosis of diabetes (type 1 or 2), with stable levels of glycosylated haemoglobin (HbA1c) below 12% or 10% (Rauck 2007) for the previous three months, and clinical symptoms of peripheral neuropathy for six months to five years. No details were available for diagnosis in the remaining study in PDN (NCT00350103). The study in fibromyalgia had a mean participant age of 50 years, with 93% female. Fibromyalgia was diagnosed according to American

College of Rheumatology criteria. Baseline pain was at least moderate ( $\geq 4/10$  on a NRS) in all participants.

All studies used a titration period of three to six weeks to achieve the target dose, starting at 100 mg daily and increasing by 100 mg increments, usually at weekly intervals (although one study had a fast titration arm in which the target dose was attained in eight days ([NCT00350103](#))). The maintenance period following titration lasted 4 to 12 weeks, during which the target dose or maximum tolerated dose was maintained. [Rauck 2007](#) was the only study that permitted limited back titration in the maintenance period. Target doses were 200 mg, 400 mg or 600 mg daily, administered in two equally divided doses.

#### Excluded studies

We excluded one study in post-herpetic neuralgia, for which no data were published ([NCT00681068](#)), and one in PDN, which was a

long-term tolerance test that was not blinded or placebo-controlled ([Shaibani 2009b](#)).

#### Risk of bias in included studies

Reporting quality was largely good. On the five-point Oxford Quality Scale addressing randomisation, blinding and withdrawals, three PDN studies scored 5/5, one 4/5 and one 3/5. The fibromyalgia study scored 4/5. Scores above 3/5 indicate that major systematic bias is unlikely. Where one mark was lost, this was for inadequate description of the randomisation process. The study scoring only 3/5 ([NCT00350103](#)) was available only as an online results summary that did not provide detail on methods.

We compiled a 'Risk of bias' table ([Characteristics of included studies](#); [Figure 1](#)). The only criterion indicating high risk of bias was that of incomplete outcome data.

**Figure 1. Risk of bias summary: review authors' judgements about each risk of bias item for each included study.**

	Random sequence generation (selection bias)	Allocation concealment (selection bias)	Incomplete outcome data (attrition bias)	Selective reporting (reporting bias)	Other bias	Blinding of participants and personnel (performance bias)	Blinding of outcome assessment (detection bias)
NCT00350103	?	?	+	+	?	?	?
NCT00401830	?	?	+	+	?	+	+
Rauck 2007	+	?	-	+	?	+	+
Shaibani 2009a	+	?	-	+	?	+	+
Wymer 2009	?	?	-	+	?	+	+
Ziegler 2010	?	?	-	+	?	+	+

**Allocation**

None of the studies adequately described the method used to conceal treatment allocation. In no case was there evidence that it was inadequate.

**Blinding**

One study ([NCT00350103](#)) did not adequately describe the method of blinding in the summary of results that was available to us; we judged it likely to have been adequate.

**Incomplete outcome data**

Studies used last observation carried forward as the imputation method for the primary outcome of pain relief. Data for PGIC, adverse events and withdrawals did not use imputation.

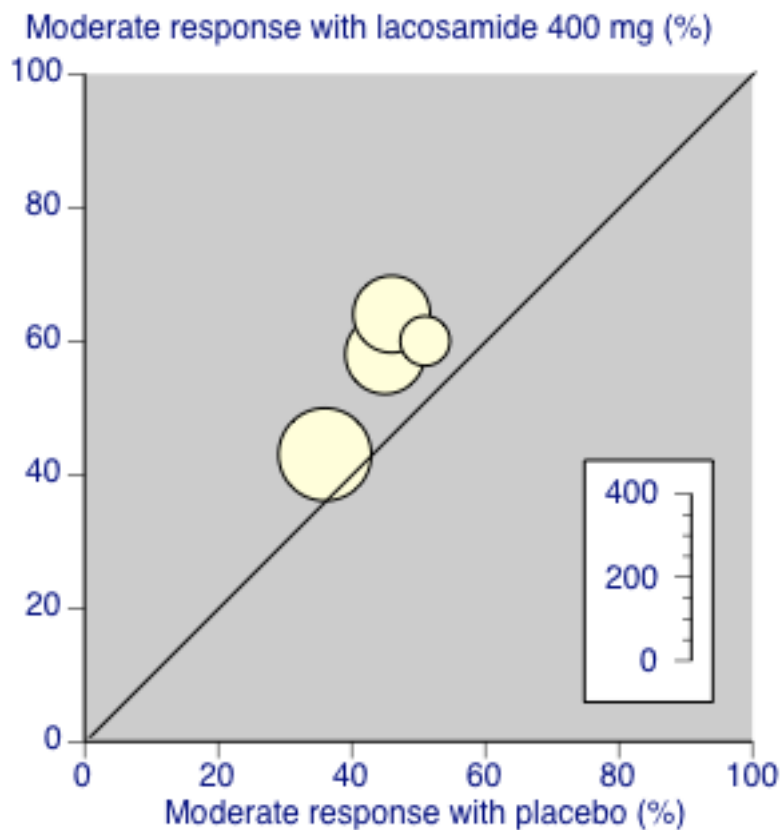
**Selective reporting**

All studies reported changes in pain intensity, but in two cases (NCT00350103; NCT00401830) only as group mean changes, which were the prespecified primary analyses, but were not suitable for pooled analysis in this review.

**Other potential sources of bias**

Four analyses, three combining only two studies (Analysis 1.1; Analysis 2.1; Analysis 2.3) and one combining five studies (Analysis 3.1), had I<sup>2</sup> values greater than 50% (55% to 68%). The most likely explanation for this is the very small number of studies in each analysis. Additionally the two 'outlying' studies in Analysis 3.1.2 were a little smaller and of shorter duration (10 and 12 weeks versus 18 weeks) than the other three studies. A L'Abbé plot showed consistent responses (Figure 2).

**Figure 2. L'Abbé plot of percentage of participants achieving a moderate response with lacosamide 400 mg daily or placebo. Each circle represents one study, with size of circle proportional to size of study (inset scale).**



**Effects of interventions**

See: [Summary of findings for the main comparison](#)

Results for individual studies are reported in [Appendix 5](#) (efficacy and withdrawals) and [Appendix 6](#) (adverse events)

**Efficacy outcomes**

**Painful diabetic neuropathy**

All five studies were of parallel group design, with study durations of 10 to 18 weeks, with stable maintenance phases of 4 (Rauck 2007) or 12 (remaining studies) weeks. Daily doses of lacosamide were from 200 to 600 mg. One study (NCT00350103), available only as a results summary on the Internet, reported only very limited data for group mean changes in pain intensity with lacosamide 400 mg and could not be included in any meta-analysis for efficacy. The change in pain score from baseline in average daily pain score to

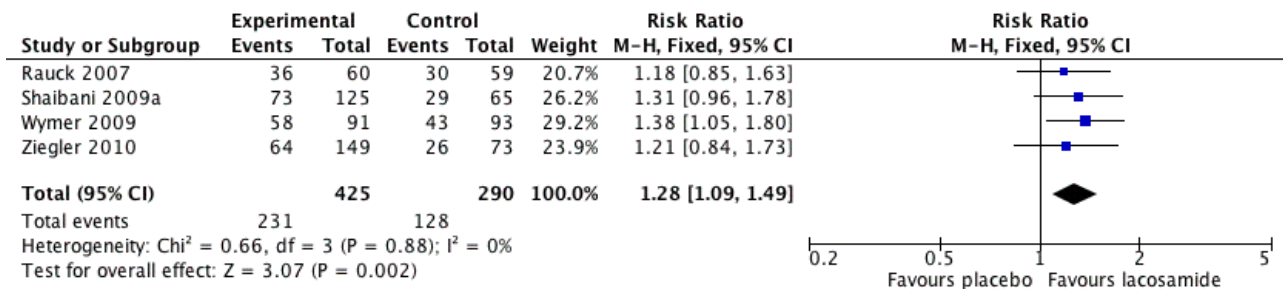
the last four weeks of the study for the standard titration group was significantly greater than for placebo (mean difference -0.45/10 on a NRS), while for the fast titration group the change was numerically, but not significantly greater.

Outcomes consistent with IMMPACT recommendations for moderate and substantial benefit were reported in two or more of the remaining four studies. The results showed lacosamide at doses of 400 and 600 mg/d to be more effective than placebo. While two studies (Shaibani 2009a; Wymer 2009) included doses of 200 mg/d, only Shaibani reported data suitable for analysis, so no pooled analysis was possible for this dose.

**Moderate benefit**

Four studies contributed data for pain reduction of ≥ 2/10 on a NRS or ≥ 30% on a VAS with lacosamide 400 mg (Rauck 2007; Shaibani 2009a; Wymer 2009; Ziegler 2010, 715 participants, Figure 3).

**Figure 3. Forest plot of comparison: 1 Lacosamide 400 mg versus placebo, outcome: 1.1 Moderate benefit ( $\geq 2/10$  on NRS or  $\geq 30\%$  on VAS pain intensity reduction).**



- The proportion of participants with moderate benefit with lacosamide 400 mg was 54% (231/425, range 43% to 64%);
- The proportion of participants with moderate benefit with placebo was 44% (128/290, range 36% to 46%);
- The relative benefit of lacosamide 400 mg compared with placebo was 1.3 (95% CI 1.1 to 1.5), giving an NNTB of 9.8 (5.7 to 36) for moderate pain relief.

Two studies contributed data for pain reduction of  $\geq 2/10$  on a NRS or  $\geq 30\%$  on a VAS with lacosamide 600 mg (Shaibani 2009a; Ziegler 2010, 407 participants, Analysis 2.1).

- The proportion of participants with moderate benefit with lacosamide 600 mg was 54% (145/269, range 50% to 58%);
- The proportion of participants with moderate benefit with placebo was 30% (42/138, range 25% to 36%);
- The relative benefit of lacosamide 600 mg compared with placebo was 1.8 (95% CI 1.3 to 2.3), giving an NNTB of 4.3 (3.0 to 7.3) for moderate pain relief.

#### Substantial benefit

Two studies contributed data for pain reduction of  $\geq 50\%$  with lacosamide 400 mg (Shaibani 2009a; Ziegler 2010, 412 participants, Analysis 1.2).

- The proportion of participants with substantial benefit with lacosamide 400 mg was 35% (97/274, range 28% to 44%);
- The proportion of participants with substantial benefit with placebo was 25% (35/138, range 23% to 28%);
- The relative benefit of lacosamide 400 mg compared with placebo was 1.4 (95% CI 1.01 to 1.9), giving an NNTB of 10 (5.2 to 120) for substantial pain relief.

The same two studies contributed data for pain reduction of  $\geq 50\%$  with lacosamide 600 mg (407 participants, Analysis 2.2)

- The proportion of participants with substantial benefit with lacosamide 600 mg was 28% (76/269, range 27% to 30%);
- The proportion of participants with substantial benefit with placebo was 25% (35/138, range 23% to 28%);
- The relative benefit of lacosamide 600 mg compared with placebo was 1.1 (95% CI 0.79 to 1.6) for substantial pain relief. The NNTB was not calculated.

#### PGIC much or very much improved

PGIC categories of much or very much improved/better (the top two categories on the standard 7-point scale) are considered to be equivalent to moderate benefit (Dworkin 2008).

Four studies contributed data for PGIC with lacosamide 400 mg (Rauck 2007; Shaibani 2009a; Wymer 2009; Ziegler 2010, 715 participants, Analysis 1.3). For Shaibani and Wymer we used only "very much better" because "much better" was reported combined with "mildly better". This will give a conservative result for these two studies.

- The proportion of participants much or very much improved with lacosamide 400 mg was 33% (139/425, range 22% to 62%);
- The proportion of participants much or very much improved with placebo was 24% (70/290, range 9% to 44%);
- The relative benefit of lacosamide 400 mg compared with placebo was 1.5 (95% CI 1.2 to 1.9), giving an NNTB of 12 (6.6 to 52) for PGIC.

Two studies contributed data for PGIC much or very much improved with lacosamide 600 mg (Shaibani 2009a; Wymer 2009, 408 participants, Analysis 2.3). Again the category of "very much better" was used for Shaibani.

- The proportion of participants much or very much improved with lacosamide 600 mg was 24% (65/270, range 21% to 27%);
- The proportion of participants much or very much improved with placebo was 17% (24/138, range 9% to 25%);
- The relative benefit of lacosamide 600 mg compared with placebo was 1.4 (95% CI 0.92 to 2.1) for PGIC. The NNTB was not calculated.

#### Fibromyalgia

The one study was of parallel group design, with a duration of 12 weeks (NCT00401830). It reported group mean ( $\pm$  standard deviation) changes from baseline in average daily pain score to the last two weeks of the study, with lacosamide 400 mg/d ( $1.8 \pm 2.1$ ) being numerically greater than placebo ( $1.3 \pm 1.9$ ). No statistical analysis was reported.

PGIC scores of much or very much improved were reported by 37% (29/78) with lacosamide 400 mg/d compared with 27% (22/81) with placebo.

### Other conditions

No data were available for other types of neuropathic pain. We know of one unpublished study (44 participants) in postherpetic neuralgia but have been unable to obtain study results.

### Summary of results A: efficacy with different doses of lacosamide in different pain conditions

Outcome - daily dose	Number of		Percent with outcome		Relative benefit (95% CI)	NNTB (95% CI)
	Studies	Participants	Lacosamide	Placebo		
<b>Moderate benefit - PDN</b>						
400 mg	4	715	54	44	1.3 (1.1 to 1.5)	9.8 (5.7 to 36)
600 mg	2	407	54	30	1.8 (1.3 to 2.3)	4.3 (3.0 to 7.3)
<b>Substantial benefit - PDN</b>						
400 mg	2	412	35	25	1.4 (1.01 to 1.9)	10 (5.2 to 120)
600 mg	2	407	28	25	1.1 (0.79 to 1.6)	Not calculated
<b>PGIC much/very much improved - PDN</b>						
400 mg	4	715	33	24	1.5 (1.2 to 1.9)	12 (6.6 to 52)
600 mg	2	408	24	17	1.4 (0.92 to 2.1)	Not calculated
<b>PGIC much/very much improved - fibromyalgia</b>						
400 mg	1	159	37	27	Not calculated	Not calculated

### Adverse events

#### Participants experiencing at least one adverse event

##### Analysis 3.1

Most adverse events with both lacosamide and placebo were described as mild or moderate in severity.

Two studies contributed data for participants experiencing at least one adverse event with lacosamide 200 mg ([Shaibani 2009a](#); [Wymer 2009](#), 392 participants).

- The proportion of participants with at least one adverse event with lacosamide 200 mg was 78% (183/234, range 75% to 80%);
- The proportion of participants with at least one adverse event with placebo was 81% (128/158, range 78% to 85%);
- The relative risk of lacosamide 200 mg compared with placebo was 0.95 (95% CI 0.86 to 1.06). The NNTB was not calculated.

Five studies contributed data for participants experiencing at least one adverse event with lacosamide 400 mg ([NCT00401830](#); [Rauck 2007](#); [Shaibani 2009a](#); [Wymer 2009](#); [Ziegler 2010](#), 874 participants).

- The proportion of participants with at least one adverse event with lacosamide 400 mg was 72% (363/503, range 59% to 87%);
- The proportion of participants with at least one adverse event with placebo was 68% (252/371, range 49% to 85%);
- The relative risk of lacosamide 400 mg compared with placebo was 1.1 (95% CI 0.99 to 1.2). The NNTB was not calculated.

There was no obvious difference between the study in fibromyalgia and those in PDN.

Three studies contributed data for participants experiencing at least one adverse event with lacosamide 600 mg ([Shaibani 2009a](#); [Wymer 2009](#); [Ziegler 2010](#), 594 participants).

- The proportion of participants with at least one adverse event with lacosamide 600 mg was 79% (288/363, range 65% to 89%);
- The proportion of participants with at least one adverse event with placebo was 73% (168/231, range 55% to 85%);
- The relative risk of lacosamide 600 mg compared with placebo was 1.1 (95% CI 1.01 to 1.2). The NNTB was not calculated.

There was no significant difference between any dose of lacosamide and placebo for occurrence of any adverse events.

## Participants experiencing serious adverse events

### Analysis 3.2

Two studies contributed data for participants experiencing serious adverse events with lacosamide 200 mg (Shaibani 2009a; Wymer 2009, 392 participants).

- The proportion of participants experiencing serious adverse events with lacosamide 200 mg was 4.3% (10/234, range 3% to 5%);
- The proportion of participants experiencing serious adverse events with placebo was 7.0% (11/158, range 6% to 8%);
- The relative risk of lacosamide 200 mg compared with placebo was 0.59 (95% CI 0.25 to 1.4). The NNTH was not calculated.

Five studies contributed data for participants experiencing serious adverse events with lacosamide 400 mg (NCT00350103; NCT00401830; Shaibani 2009a; Wymer 2009; Ziegler 2010, 1304 participants).

- The proportion of participants experiencing serious adverse events with lacosamide 400 mg was 6.6% (54/813, range 0% to 10%);

- The proportion of participants experiencing serious adverse events with placebo was 6.3% (31/491, range 4% to 8%);
- The relative risk of lacosamide 400 mg compared with placebo was 1.02 (95% CI 0.66 to 1.6). The NNTH was not calculated.

There was no obvious difference between the study in fibromyalgia and those in PDN.

Three studies contributed data for participants experiencing serious adverse events with lacosamide 600 mg (Shaibani 2009a; Wymer 2009; Ziegler 2010, 594 participants).

- The proportion of participants experiencing serious adverse events with lacosamide 600 mg was 8.0% (29/363, range 7% to 10%);
- The proportion of participants experiencing serious adverse events with placebo was 6.1% (14/231, range 4% to 8%);
- The relative risk of lacosamide 600 mg compared with placebo was 1.4 (95% CI 0.74 to 2.6). The NNTH was not calculated.

There was no difference between any dose of lacosamide and placebo for occurrence of serious adverse events.

### Summary of results B: adverse events with different doses of lacosamide

Outcome - daily dose	Number of		Percent with outcome			Relative risk (95% CI)	NNTH (95% CI)
	Studies	Participants	Lacosamide	Placebo			
<b>Any adverse event</b>							
200 mg	2	392	78	81	0.95 (0.86 to 1.1)	Not calculated	
400 mg	5	874	72	68	1.1 (0.99 to 1.2)	Not calculated	
600 mg	3	594	79	73	1.1 (1.01 to 1.2)	Not calculated	
<b>Serious adverse event</b>							
200 mg	2	392	4.3	7	0.59 (0.25 to 1.4)	Not calculated	
400 mg	5	1304	6.6	6.3	1.02 (0.66 to 1.6)	Not calculated	
600 mg	3	594	8	6	1.4 (0.74 to 2.6)	Not calculated	

### Particular adverse events

All but one study (NCT00350103) provided details of individual adverse events in each treatment arm, where they occurred in at least five per cent of participants treated with lacosamide. A large number of different events were reported across the studies, but the majority were reported in only one or two of them. Overall adverse events tended to be numerically more frequent with the high dose, but with event rates generally well below 10%, these studies were not adequately powered to determine statistical significance.

No event was significantly more frequent with lacosamide 200 mg than with placebo. Outcomes for which statistical significance was demonstrated were:

- Lacosamide 400 mg: dizziness relative risk 2.7 (95% CI 1.7 to 4.2), NNTH 11 (7.7 to 20) and tremor relative risk 2.0 (95% CI 1.1 to 3.7), NNTH 22 (12 to 160);
- Lacosamide 600 mg: nausea relative risk 2.6 (95% CI 1.4 to 4.6), NNTH 11 (7.3 to 25); vomiting relative risk 8.7 (95% CI 1.2 to 65), NNTH 18 (11 to 42); dizziness relative risk 6.1 (95% CI 3.2 to 12),

NNTH 4.8 (3.8 to 6.3); tremor relative risk 19 (95% CI 2.6 to 140), NNTH 8.1 (5.9 to 13).

The same studies all reported that there were no changes in laboratory values or on electrocardiography (ECG) that were considered clinically important or would cause concern, although prolongation of PR interval has been reported when lacosamide has been used to treat epilepsy. Tachycardia was reported in 3/60 participants with lacosamide 400 mg in one study (Rauck 2007). Two studies specifically reported no effect on HbA1c levels (Rauck 2007; Shaibani 2009a).

#### Deaths

One death was reported, with lacosamide 600 mg/d. It was judged unrelated to study medication (Shaibani 2009a).

#### Withdrawals

##### All cause withdrawals

##### Analysis 3.3

Two studies contributed data for all cause withdrawals with lacosamide 200 mg (Shaibani 2009a; Wymer 2009, 392 participants).

- The proportion of participants withdrawing for any reason with lacosamide 200 mg was 30% (70/234, range 26% to 33%);
- The proportion of participants withdrawing for any reason with placebo was 29% (46/158, range 28% to 31%);
- The relative risk of lacosamide 200 mg compared with placebo was 0.99 (95% CI 0.72 to 1.4). The NNTH was not calculated.

Five studies contributed data for all cause withdrawals with lacosamide 400 mg (NCT00401830; Rauck 2007; Shaibani 2009a; Wymer 2009; Ziegler 2010, 874 participants).

- The proportion of participants withdrawing for any reason with lacosamide 400 mg was 34% (172/503, range 23% to 43%);
- The proportion of participants withdrawing for any reason with placebo was 28% (103/371, range 19% to 38%);
- The relative risk of lacosamide 400 mg compared with placebo was 1.3 (95% CI 1.03 to 1.6), giving an NNTH of 16 (7.9 to 350).

There was no obvious difference between the study in fibromyalgia and those in PDN.

Three studies contributed data for all cause withdrawals with lacosamide 600 mg (Shaibani 2009a; Wymer 2009; Ziegler 2010, 594 participants).

- The proportion of participants withdrawing for any reason with lacosamide 600 mg was 55% (201/363, range 44% to 66%);
- The proportion of participants withdrawing for any reason with placebo was 26% (61/231, range 21% to 31%);
- The relative risk of lacosamide 600 mg compared with placebo was 2.1 (95% CI 1.7 to 2.7), giving an NNTH of 3.4 (2.7 to 4.7).

##### Lack of efficacy withdrawals

##### Analysis 3.4

Two studies contributed data for withdrawals due to lack of efficacy with lacosamide 200 mg (Shaibani 2009a; Wymer 2009, 392 participants).

- The proportion of participants withdrawing due to lack of efficacy with lacosamide 200 mg was 3.4% (8/234, range 3% to 4%);
- The proportion of participants withdrawing due to lack of efficacy with placebo was 2.5% (4/158, range 2% to 3%);
- The relative risk of lacosamide 200 mg compared with placebo was 1.3 (95% CI 0.40 to 4.3). The NNTH was not calculated.

Five studies contributed data for withdrawals due to lack of efficacy with lacosamide 400 mg (NCT00401830; Rauck 2007; Shaibani 2009a; Wymer 2009; Ziegler 2010, 874 participants).

- The proportion of participants withdrawing due to lack of efficacy with lacosamide 400 mg was 3.6% (18/503, range 1% to 6%);
- The proportion of participants withdrawing due to lack of efficacy with placebo was 5.9% (22/371, range 2% to 14%);
- The relative risk of lacosamide 400 mg compared with placebo was 0.63 (95% CI 0.34 to 1.2). The NNTH was not calculated.

There was no obvious difference between the study in fibromyalgia and those in PDN.

Three studies contributed data for withdrawals due to lack of efficacy with lacosamide 600 mg (Shaibani 2009a; Wymer 2009; Ziegler 2010, 594 participants).

- The proportion of participants withdrawing due to lack of efficacy with lacosamide 600 mg was 4.4% (16/363, range 3% to 5%);
- The proportion of participants withdrawing due to lack of efficacy with placebo was 3.0% (7/231, range 2% to 4%);
- The relative risk of lacosamide 600 mg compared with placebo was 1.4 (95% CI 0.57 to 3.3). The NNTH was not calculated.

##### Adverse event withdrawals

##### Analysis 3.5

Two studies contributed data for withdrawals due to adverse events with lacosamide 200 mg (Shaibani 2009a; Wymer 2009, 392 participants).

- The proportion of participants withdrawing due to adverse events with lacosamide 200 mg was 11% (25/234, range 9% to 12%);
- The proportion of participants withdrawing due to adverse events with placebo was 11% (17/158, range 9% to 41%);
- The relative risk of lacosamide 200 mg compared with placebo was 0.92 (95% CI 0.51 to 1.7). The NNTH was not calculated.

Five studies contributed data for withdrawals due to adverse events with lacosamide 400 mg (NCT00401830; Rauck 2007; Shaibani 2009a; Wymer 2009; Ziegler 2010, 874 participants).

- The proportion of participants withdrawing due to adverse events with lacosamide 400 mg was 18% (91/503, range 8% to 24%);



- The proportion of participants withdrawing due to adverse events with placebo was 9.2% (34/371, range 5% to 14%);
- The relative risk of lacosamide 400 mg compared with placebo was 2.0 (95% CI 1.4 to 2.9), giving an NNTH of 11 (7.5 to 22).

There was no obvious difference between the study in fibromyalgia and those in PDN.

Three studies contributed data for withdrawals due to adverse events with lacosamide 600 mg ([Shaibani 2009a](#); [Wymer 2009](#); [Ziegler 2010](#), 594 participants).

- The proportion of participants withdrawing due to adverse events with lacosamide 600 mg was 35% (126/363, range 23% to 42%);
- The proportion of participants withdrawing due to adverse events with placebo was 9.1% (21/231, range 5% to 14%);
- The relative risk of lacosamide 600 mg compared with placebo was 3.8 (95% CI 2.5 to 5.8), giving an NNTH of 3.9 (3.2 to 5.1).

<b>Summary of results C: withdrawals with different doses of lacosamide</b>								
<b>Outcome - daily dose</b>	<b>Number of</b>		<b>Percent with outcome</b>			<b>Relative risk (95% CI)</b>	<b>NNTH (95% CI)</b>	<b>P for difference</b>
	<b>Studies</b>	<b>Participants</b>	<b>Lacosamide</b>	<b>Placebo</b>				
<b>All cause</b>								
200 mg	2	392	30	29	0.99 (0.72 to 1.4)	Not calculated		
400 mg	5	874	34	28	1.3 (1.03 to 1.6)	16 (7.9 to 345)	200 mg vs 400 mg z = 0.997 P = 0.317	
600 mg	3	594	55	26	2.1 (1.7 to 2.7)	3.4 (2.7 to 4.7)	400 mg vs 600 mg z = 4.498 P = < 0.0001	
<b>Lack of efficacy</b>								
200 mg	2	392	3.4	2.5	1.3 (0.40 to 4.3)	Not calculated		
400 mg	5	874	3.6	5.9	0.63 (0.34 to 1.2)	Not calculated		
600 mg	3	594	4.4	3	1.4 (0.57 to 3.3)	Not calculated		
<b>Adverse event</b>								
200 mg	2	392	11	11	0.92 (0.51 to 1.7)	Not calculated		
400 mg	5	874	18	9.1	2.01 (1.4 to 2.9)	11 (7.5 to 22)	200 mg vs 400 mg z = 2.298 P = 0.022	
600 mg	3	594	35	9.1	3.8 (2.5 to 5.8)	3.9 (3.2 to 5.1)	400 mg vs 600 mg z = 4.309	

---

P = < 0.0001

There was no difference between lacosamide and placebo for lack of efficacy withdrawals, but a clear dose response for adverse event withdrawals, which was responsible for the dose response for all cause withdrawals.

## DISCUSSION

### Summary of main results

The review included six randomised, double-blind studies in which just over 2000 participants were titrated to a target dose of lacosamide 200 mg, 400 mg, or 600 mg or placebo and assessed following a stable dose period of 4 to 12 weeks. One study treated participants with fibromyalgia (NCT00401830) and the other five treated PDN. The two conditions were not combined for efficacy analyses.

High quality evidence was absent for any outcome at any dose of lacosamide, and moderate quality evidence for some efficacy outcomes for 400 mg lacosamide ([Summary of findings for the main comparison](#)); all other evidence, including any outcome for 200 mg or 600 mg lacosamide, was deemed to be low quality. The major factors limiting quality of the evidence were those of small numbers of patients and events, and for efficacy the use of imputation methods known to impart major bias where, as here, adverse event withdrawal rates were high. These factors suggest that any positive interpretation of the evidence should be made with caution if at all.

A moderate response (pain reduction of  $\geq 2/10$  on a NRS or  $\geq 30\%$  on a VAS) was experienced by 54% of participants with PDN treated with lacosamide 400 mg or 600 mg, while response to placebo was 10% lower (44%) in studies using 400 mg, and 24% lower (30%) in studies using 600 mg. The NNTB for lacosamide 400 mg was about 10, while for 600 mg it was about 4, due to the lower placebo response rate. Use of the alternative measure of moderate response (PGIC much or very much improved) gave lower response rates in all treatment arms; the NNTB for lacosamide 400 mg was 12, but the difference was not significant for lacosamide 600 mg. Response rates for substantial response (pain reduction  $\geq 50\%$ ) were lower in all treatment arms, as expected for a more difficult outcome. For lacosamide 400 mg the response rates were 35% and for placebo 25%, giving an NNTB of 10; while for lacosamide 600 mg the response rate was only 28%, which was not significantly different from placebo.

The single study in fibromyalgia had a response rate for PGIC much or very much improved that was similar to the response rate in PDN for lacosamide 400 mg. There was no significant difference between lacosamide (37%) and placebo (27%).

Between 70% and 80% of participants in all treatment groups experienced at least one adverse event, irrespective of condition or dose, with no significant difference between lacosamide and placebo. Serious adverse events were reported more frequently with higher doses of lacosamide, but the difference was not significant either between lacosamide and placebo or between doses.

Withdrawals due to lack of efficacy also did not differ significantly between lacosamide and placebo, or between doses. However, adverse event withdrawals showed a clear dose response, with no difference from placebo for lacosamide 200 mg, an NNTH of 11 for

400 mg, and an NNTH of 4 for 600 mg. Adverse event withdrawals were primarily responsible for a similar dose response for all cause withdrawals.

We would expect that a higher dose would give better efficacy, but this review found that to be the case for only one outcome - that of moderate benefit, as measured by a pain reduction of  $\geq 2/10$  on a NRS or  $\geq 30\%$  on VAS. Overall it would appear that the drug shows very limited efficacy in PDN, which together with the relative paucity of data (400 participants in comparisons using 600 mg), means that chance could easily tip the balance between being marginally effective and not significantly different from placebo.

### Overall completeness and applicability of evidence

This review found five studies in PDN, one of which provided no usable efficacy data, and one study in fibromyalgia. Any conclusions are therefore limited to use of lacosamide to treat PDN.

Included studies were not of sufficient duration to determine the effects of long-term use, but there have been a number of open-label follow-up studies. [Shaibani 2009a](#) is a two-year extension of [Rauck 2007](#), which claims continued benefits and safety for up to 2.5 years, although numbers are small and withdrawals due to adverse events continued throughout the study, at about 10% to 36% of remaining participants during successive stages of the trial. [NCT00220337](#) reported no important long-term safety issues (particularly cardiac and ECG events) and a sustained reduction in Likert pain score. Two other studies completed early in 2011 but have not yet reported results ([NCT00546351](#); [NCT00237458](#)).

### Quality of the evidence

Individual treatment groups were relatively small in size at around 100 participants (all  $> 50$  and  $< 200$ ), which potentially makes them susceptible to random chance and small study bias.

Efficacy outcomes were analysed using last observation carried forward as the imputation method for missing data. Where there is an imbalance of withdrawals due to lack of efficacy or adverse events between active and placebo treatment arms, as clearly seen in this review, this may lead to an overestimate of efficacy by about 50% for 400 mg and 250% for the 600 mg dose ([Moore 2012](#)).

Other aspects of methodological quality were good, although some studies did not describe full details of, for example, the method used to achieve randomisation or allocation concealment. Given that these studies have all been carried out by pharmaceutical companies in the last 10 years, this is more likely to be an omission of reporting than deficiency of methods.

### Potential biases in the review process

We used an extensive search strategy and contacted the manufacturer for information about unpublished or ongoing reviews, but can never be certain that some studies have not been identified. We calculated the number of participants who would need to be in trials with zero effect (relative risk of 1.0) needed for the point estimate of the NNTB to increase beyond a clinically useful level. In this case, we chose a clinically useful level as 12, and calculated that only around 160 participants would have to have been involved in unpublished trials with zero treatment effects for the NNTB to increase above that level ([Moore 2008](#)). This is

entirely possible and must be considered alongside the results of this review.

The use of last observation carried forward as the imputation method for the primary outcomes of this review may overestimate the efficacy outcome. Where there is an imbalance between comparator groups for withdrawals, particularly due to adverse events, this method of imputation allows participants who were experiencing pain relief but cannot tolerate the drug to contribute to efficacy at the end of the trial, despite stopping the medication. The effect is to inflate the result.

### **Agreements and disagreements with other studies or reviews**

A review of pharmacotherapy for neuropathic pains in 2009 (Jensen 2009) reported that the role of lacosamide was uncertain, with one study (Wymer 2009) suggesting benefit and another (Shaibani 2009a) suggesting none. Two more recent reviews in 2010 (Dworkin 2010; McCleane 2009) again reported mixed findings and marginal benefits. These are entirely consistent with the findings of this review, but we have reported NNTBs and considerably more information on adverse events and withdrawals.

## **AUTHORS' CONCLUSIONS**

### **Implications for practice**

Lacosamide has shown, at best, marginal benefits for treating PDN. Most patients experience adverse events while taking the drug and while the majority of events are of mild or moderate severity and tolerated, 18% to 35% discontinue over the first few

months of treatment with 400 mg to 600 mg daily, and with a clear dose response for all cause and adverse event discontinuations. Extension studies (for example, Shaibani 2009b) suggest that adverse event withdrawals continue with longer use, while pain relief is maintained in those who continue to tolerate the drug. Analgesic efficacy has not been adequately demonstrated in any other neuralgia, and lacosamide is not licensed to treat any painful conditions. Given the relatively low response rate for good levels of pain relief and significant numbers of withdrawals due to adverse events, it should (at best) be reserved for individuals who have failed on other treatments for which there is better evidence of efficacy and harm.

### **Implications for research**

To determine the true efficacy of lacosamide in PDN would require the manufacturer to provide data that enable analysis using baseline observation carried forward, or responder analysis where discontinuation is classified as non-response. If its use is to be considered in other neuropathic pain conditions, adequately powered RCTs with responder analysis should be carried out and fully reported.

## **ACKNOWLEDGEMENTS**

We would like to acknowledge the support of the Neuromuscular Disease Group editorial team, and thank the peer reviewers for their helpful comments on both the protocol and the full review.

The editorial base of the Cochrane Neuromuscular Disease Group is supported by the MRC Centre for Neuromuscular Diseases.

## REFERENCES

**References to studies included in this review**
**NCT00350103** {published data only}

NCT00350103. A multi-center, randomized, double-blind, placebo-controlled trial to assess the efficacy and safety of 400mg/day lacosamide in subjects with painful distal diabetic neuropathy using two different titration schemes. [www.clinicalstudyresults.org/drugdetails/?unique\\_id=SP874&sort=c.company\\_name&page=1&drug\\_id=8251](http://www.clinicalstudyresults.org/drugdetails/?unique_id=SP874&sort=c.company_name&page=1&drug_id=8251) (Accessed 18 Aug 2011).

**NCT00401830** {published data only}

NCT00401830. Assessing efficacy and safety of lacosamide compared to placebo in reducing signs and symptoms of fibromyalgia syndrome. [clinicaltrials.gov/ct2/show/results/NCT00401830?term=NCT00401830&rank=1](http://clinicaltrials.gov/ct2/show/results/NCT00401830?term=NCT00401830&rank=1) (Accessed 18 August 2011).

**Rauck 2007** {published data only}

Rauck RL, Shaibani A, Biton V, Simpson J, Koch B. Lacosamide in painful diabetic peripheral neuropathy: a phase 2 double-blind placebo-controlled study. *Clinical Journal of Pain* 2007;**23**(2):150-8. [PUBMED: 17237664]

**Shaibani 2009a** {published data only}

Shaibani A, Fares S, Selam JL, Arslanian A, Simpson J, Sen D, Bongardt S. Lacosamide in painful diabetic neuropathy: an 18-week double-blind placebo-controlled trial. *Journal of Pain* 2009;**10**(8):818-28. [PUBMED: 19409861]

**Wymer 2009** {published data only}

Wymer JP, Simpson J, Sen D, Bongardt S. Efficacy and safety of lacosamide in diabetic neuropathic pain: an 18-week double-blind placebo-controlled trial of fixed-dose regimens. *Clinical Journal of Pain* 2009;**25**(5):376-85. [PUBMED: 19454870]

**Ziegler 2010** {published data only}

Ziegler D, Hidvégi T, Gurieva I, Bongardt S, Freynhagen R, Sen D, et al. Efficacy and safety of lacosamide in painful diabetic neuropathy. *Diabetes Care* 2010;**33**(4):839-41. [PUBMED: 20067958]

**References to studies excluded from this review**
**NCT00681068** {published data only}

NCT00681068. A multi-centre, randomized, double-blind, placebo controlled pilot trial to assess the efficacy, safety, and tolerability of SPM 927 in subjects with postherpetic neuralgia (PHN). [clinicaltrials.gov/ct2/show/study/NCT00861068?term=SPM+927&rank=4](http://clinicaltrials.gov/ct2/show/study/NCT00861068?term=SPM+927&rank=4) (Accessed 18 August 2011).

**Shaibani 2009b** {published data only}

Shaibani A, Biton V, Rauck R, Koch B, Simpson J. Long-term oral lacosamide in painful diabetic neuropathy: a two-year open-label extension trial. *European Journal of Pain* 2009;**13**(5):458-63.

**Additional references**
**Beydoun 2009**

Beydoun A, D'Souza J, Hebert D, Doty P. Lacosamide: pharmacology, mechanisms of action and pooled efficacy and safety data in partial-onset seizures. *Expert Review of Neurotherapeutics* 2009;**9**(1):33-42. [DOI: [10.1586/14737175.9.1.3](https://doi.org/10.1586/14737175.9.1.3)]

**Beyreuther 2006**

Beyreuther B, Callizot N, Stöhr T. Antinociceptive efficacy of lacosamide in a rat model for painful diabetic neuropathy. *European Journal of Pharmacology* 2006;**539**(1-2):64-70. [DOI: [10.1016/j.ejphar.2006.04.009](https://doi.org/10.1016/j.ejphar.2006.04.009)]

**Beyreuther 2007**

Beyreuther BK, Freitag J, Heers C, Krebsfänger N, Scharfenecker U, Stöhr T. Lacosamide: a review of preclinical properties. *CNS Drug Reviews* 2007;**13**(1):21-42. [DOI: [10.1111/j.1527-3458.2007.00001.x](https://doi.org/10.1111/j.1527-3458.2007.00001.x)]

**Birse 2011**

Birse F, Derry S, Moore RA. Phenytoin for neuropathic pain and fibromyalgia in adults. *Cochrane Database of Systematic Reviews* 2011, Issue 12. [DOI: [10.1002/14651858.CD009485](https://doi.org/10.1002/14651858.CD009485)]

**Bouhassira 2008**

Bouhassira D, Lantéri-Minet M, Attal N, Laurent B, Touboul C. Prevalence of chronic pain with neuropathic characteristics in the general population. *Pain* 2008;**136**(3):380-7. [DOI: [10.1016/j.pain.2007.08.013](https://doi.org/10.1016/j.pain.2007.08.013)]

**Corrigan 2011**

Corrigan R, Derry S, Wiffen PJ, Moore RA. Clonazepam for neuropathic pain and fibromyalgia in adults. *Cochrane Database of Systematic Reviews* 2011, Issue 12. [DOI: [10.1002/14651858.CD009486](https://doi.org/10.1002/14651858.CD009486)]

**Dworkin 2008**

Dworkin RH, Turk DC, Wyrwich KW, Beaton D, Cleeland CS, Farrar JT, et al. Interpreting the clinical importance of treatment outcomes in chronic pain clinical trials: IMMPACT recommendations. *Journal of Pain* 2008;**9**(2):105-21. [DOI: [10.1016/j.jpain.2007.09.005](https://doi.org/10.1016/j.jpain.2007.09.005)]

**Dworkin 2010**

Dworkin RH, O'Connor AB, Audette J, Baron R, Gourlay GK, Haanpää ML, et al. Recommendations for the pharmacological management of neuropathic pain: an overview and literature update. *Mayo Clinical Proceedings* 2010;**85**(3 Suppl):S3-14. [DOI: [doi:10/4065/mcp.2009.0649](https://doi.org/10.4065/mcp.2009.0649)]

**Errington 2008**

Errington AC, Stöhr T, Heers C, Lees G. The investigational anticonvulsant lacosamide selectively enhances slow inactivation of voltage-gated sodium channels. *Molecular Pharmacology* 2008;**73**(1):157-69. [DOI: [10.1124/mol.107.039867](https://doi.org/10.1124/mol.107.039867)]

**Gill 2011**

Gill D, Derry S, Wiffen PJ, Moore RA. Valproic acid and sodium valproate for neuropathic pain and fibromyalgia in adults. *Cochrane Database of Systematic Reviews* 2011, Issue 10. [DOI: [10.1002/14651858.CD009183.pub2](https://doi.org/10.1002/14651858.CD009183.pub2)]

**Gustorff 2008**

Gustorff B, Dorner T, Likar R, Grisold W, Lawrence K, Schwarz F, et al. Prevalence of self-reported neuropathic pain and impact on quality of life: a prospective representative survey. *Acta Anaesthesiologica Scandinavica* 2008;**52**(1):132-6. [DOI: [10.1111/j.1399-6576.2007.01486.x](https://doi.org/10.1111/j.1399-6576.2007.01486.x)]

**Hall 2006**

Hall GC, Carroll D, Parry D, McQuay HJ. Epidemiology and treatment of neuropathic pain: the UK primary care perspective. *Pain* 2006;**122**(1-2):156-62. [DOI: [10.1016/j.pain.2006.01.030](https://doi.org/10.1016/j.pain.2006.01.030)]

**Hall 2008**

Hall GC, Carroll D, McQuay HJ. Primary care incidence and treatment of four neuropathic pain conditions: a descriptive study, 2002-2005. *BMC Family Practice* 2008;**9**:26. [DOI: [10.1186/1471-2296-9-26](https://doi.org/10.1186/1471-2296-9-26)]

**Harris 2009**

Harris JA, Murphy JA. Lacosamide: an adjunctive agent for partial-onset seizures and potential therapy for neuropathic pain. *The Annals of Pharmacotherapy* 2009;**43**(11):1809-17. [DOI: [10.1345/aph.1M303](https://doi.org/10.1345/aph.1M303)]

**Higgins 2008**

Higgins JPT, Green S (editors). *Cochrane Handbook for Systematic Reviews of Interventions* Version 5.1.0 [updated March 2011]. The Cochrane Collaboration, 2011. Available from [www.cochrane-handbook.org](http://www.cochrane-handbook.org).

**Jensen 2009**

Jensen TS, Madsen CS, Finnerup NB. Pharmacology and treatment of neuropathic pains. *Current Opinion in Neurology* 2009;**22**(5):467-74. [DOI: [10.1097/WCO.0b013e3283311e13](https://doi.org/10.1097/WCO.0b013e3283311e13)]

**Jensen 2011**

Jensen TS, Baron R, Haanpää M, Kalso E, Loeser JD, Rice AS, Treede RD. A new definition of neuropathic pain. *Pain* 2011;**152**(10):2204-5.

**Kim 2011**

Kim Y. Missing data handling in chronic pain trials. *Journal of Biopharmaceutical Statistics* 2011;**21**(2):311-325.

**L'Abbé 1987**

L'Abbé KA, Detsky AS, O'Rourke K. Meta-analysis in clinical research. *Annals of Internal Medicine* 1987;**107**(2):224-33.

**McCleane 2009**

McCleane G. Lacosamide for pain. *Expert Opinion on Investigational Drugs* 2010;**19**(9):1129-34.

**McQuay 1997**

McQuay HJ, Moore RA. Using numerical results from systematic reviews in clinical practice. *Annals of Internal Medicine* 1997;**126**(9):712-20.

**McQuay 2007**

McQuay HJ, Smith LA, Moore RA. Chronic pain. In: Stevens A, Raftery J, Mant J, Simpson S editor(s). *Health care needs assessment*. Oxford: Radcliffe Publishing Ltd, 2007:519-600.

**Moore 1998**

Moore RA, Gavaghan D, Tramèr MR, Collins SL, McQuay HJ. Size is everything - large amounts of information are needed to overcome random effects in estimating direction and magnitude of treatment effects. *Pain* 1998;**78**(3):209-16. [DOI: [10.1016/S0304-3959\(98\)00140-7](https://doi.org/10.1016/S0304-3959(98)00140-7)]

**Moore 2008**

Moore RA, Barden J, Derry S, McQuay HJ. Managing potential publication bias. In: McQuay HJ, Kalso E, Moore RA editor(s). *Systematic Reviews in Pain Research: Methodology Refined*. Seattle: IASP Press, 2008:15-24. [ISBN: 978-0-931092-69-5]

**Moore 2009a**

Moore RA, Moore OA, Derry S, Peloso PM, Gammaitoni AR, Wang H. Responder analysis for pain relief and numbers needed to treat in a meta-analysis of etoricoxib osteoarthritis trials: bridging a gap between clinical trials and clinical practice. *Annals of the Rheumatic Diseases* 2010;**69**(2):374-9. [DOI: [10.1136/ard.2009.107805](https://doi.org/10.1136/ard.2009.107805)]

**Moore 2009b**

Moore RA, Straube S, Wiffen PJ, Derry S, McQuay HJ. Pregabalin for acute and chronic pain in adults. *Cochrane Database of Systematic Reviews* 2009, Issue 3. [DOI: [10.1002/14651858.CD007076](https://doi.org/10.1002/14651858.CD007076)]

**Moore 2010a**

Moore RA, Eccleston C, Derry S, Wiffen P, Bell RF, Straube S, et al. "Evidence" in chronic pain - establishing best practice in the reporting of systematic reviews. *Pain* 2010;**150**(3):386-9. [DOI: [doi:10.1016/j.pain.2010.05.011](https://doi.org/10.1016/j.pain.2010.05.011)]

**Moore 2010b**

Moore RA, Moore OA, Derry S, Peloso PM, Gammaitoni AR, Wang H. Responder analysis for pain relief and numbers needed to treat in a meta-analysis of etoricoxib osteoarthritis trials: bridging a gap between clinical trials and clinical practice. *Annals of the Rheumatic Diseases* 2010;**69**(2):374-9. [DOI: [doi:10.1136/ard.2009.107805](https://doi.org/10.1136/ard.2009.107805)]

**Moore 2010c**

Moore RA, Smugar SS, Wang H, Peloso PM, Gammaitoni A. Numbers-needed-to-treat analyses--do timing, dropouts, and outcome matter? Pooled analysis of two randomized, placebo-controlled chronic low back pain trials. *Pain* 2010;**151**(3):592-7. [DOI: [doi:10.1016/j.pain.2010.07.013](https://doi.org/10.1016/j.pain.2010.07.013)]

**Moore 2010d**

Moore RA, Straube S, Paine J, Phillips CJ, Derry S, McQuay HJ. Fibromyalgia: moderate and substantial pain intensity

reduction predicts improvement in other outcomes and substantial quality of life gain. *Pain* 2010;**149**(2):360-4. [DOI: [doi:10.1016/j.pain.2010.02.039](https://doi.org/10.1016/j.pain.2010.02.039)]

#### Moore 2011a

Moore RA, Wiffen PJ, Derry S, McQuay HJ. Gabapentin for chronic neuropathic pain and fibromyalgia in adults. *Cochrane Database of Systematic Reviews* 2011, Issue 3. [DOI: [10.1002/14651858.CD007938.pub2](https://doi.org/10.1002/14651858.CD007938.pub2)]

#### Moore 2011b

Moore RA, Straube S, Paine J, Derry S, McQuay HJ. Minimum efficacy criteria for comparisons between treatments using individual patient meta-analysis of acute pain trials: examples of etoricoxib, paracetamol, ibuprofen, and ibuprofen/paracetamol combinations after third molar extraction. *Pain* 2011;**152**(5):982-9. [DOI: [doi:10.1016/j.pain.2010.11.030](https://doi.org/10.1016/j.pain.2010.11.030)]

#### Moore 2011c

Moore RA, Mhuirheartaigh RJ, Derry S, McQuay HJ. Mean analgesic consumption is inappropriate for testing analgesic efficacy in post-operative pain: analysis and alternative suggestion. *European Journal of Anaesthesiology* 2011;**28**(6):427-32. [DOI: [10.1097/EJA.0b013e328343c569](https://doi.org/10.1097/EJA.0b013e328343c569)]

#### Moore 2012

Moore RA, Straube S, Eccleston C, Derry S, Aldington D, Wiffen P, et al: for the ACTINPAIN writing group of the IASP Special Interest Group (SIG) on Systematic Reviews in Pain Relief and the Cochrane Pain, Palliative and Supportive Care Systematic Review Group editors. Estimate at your peril: imputation methods for patient withdrawal can bias efficacy outcomes in chronic pain trials using responder analyses. *Pain* 2012;**153**(2):265-8. [DOI: [10.1016/j.pain.2011.10.004](https://doi.org/10.1016/j.pain.2011.10.004)]

#### NCT00220337

NCT00220337. A trial to assess the long-term safety and efficacy of lacosamide in subjects with painful diabetic neuropathy. [clinicaltrials.gov/ct2/show/NCT00220337?term=lacosamide+AND+pain&rank=2](https://clinicaltrials.gov/ct2/show/NCT00220337?term=lacosamide+AND+pain&rank=2) (Accessed 25 August 2011).

#### NCT00237458

NCT00237458. An open-label continuation trial to assess the continued efficacy and safety of ascending doses of lacosamide in subjects with chronic refractory neuropathic pain. [clinicaltrials.gov/ct2/show/NCT00237458?term=lacosamide+AND+pain&rank=1](https://clinicaltrials.gov/ct2/show/NCT00237458?term=lacosamide+AND+pain&rank=1) (Accessed 25 August 2011).

#### NCT00546351

NCT00546351. Open-label, follow-on trial to assess the long-term safety and efficacy of lacosamide in subjects with painful distal diabetic neuropathy. [clinicaltrials.gov/ct2/show/NCT00546351?term=lacosamide+AND+pain&rank=3](https://clinicaltrials.gov/ct2/show/NCT00546351?term=lacosamide+AND+pain&rank=3) (Accessed 26 August 2011).

#### O'Brien 2010

O'Brien EM, Staud RM, Hassinger AD, McCulloch RC, Craggs JG, Atchison JW, et al. Patient-centered perspective on treatment outcomes in chronic pain. *Pain Medicine* 2010;**11**(1):6-15. [DOI: [10.1111/j.1526-4637.2009.00685.x](https://doi.org/10.1111/j.1526-4637.2009.00685.x)]

#### O'Connor 2010

O'Connor AB. LOCF approach to handling missing data overestimates the pain score improvement of drop-outs. *Journal of Pain* 2010;**11**(5):500-1. [DOI: [doi:10.1016/j.jpain.2010.01.001](https://doi.org/10.1016/j.jpain.2010.01.001)]

#### Robinson 2011

Robinson ME, Craggs JG, Price DD, Perlstein WM, Staud R. Gray matter volumes of pain-related brain areas are decreased in fibromyalgia syndrome. *Journal of Pain* 2011;**12**(4):436-43. [DOI: [doi:10.1016/j.jpain.2010.10.003](https://doi.org/10.1016/j.jpain.2010.10.003)]

#### Saarto 2007

Saarto T, Wiffen PJ. Antidepressants for neuropathic pain. *Cochrane Database of Systematic Reviews* 2007, Issue 4. [DOI: [10.1002/14651858.CD005454.pub2](https://doi.org/10.1002/14651858.CD005454.pub2)]

#### Sheets 2008

Sheets PL, Heers C, Stoehr T, Cummins TR. Differential block of sensory neuronal voltage-gated sodium channels by lacosamide [(2R)-2-(acetylamino)-N-benzyl-3-methoxypropanamide], lidocaine, and carbamazepine. *The Journal of Pharmacology and Experimental Therapeutics* 2008;**326**(1):89-99. [DOI: [10.1124/jpet.107.133413](https://doi.org/10.1124/jpet.107.133413)]

#### Straube 2008

Straube S, Derry S, McQuay HJ, Moore RA. Enriched enrollment: definition and effects of enrichment and dose in trials of pregabalin and gabapentin in neuropathic pain. A systematic review. *British Journal of Clinical Pharmacology* 2008;**66**(2):266-75. [DOI: [10.1111/j.1365-2125.2008.03200.x](https://doi.org/10.1111/j.1365-2125.2008.03200.x)]

#### Straube 2010

Straube S, Derry S, Moore RA, Paine J, McQuay HJ. Pregabalin in fibromyalgia--responder analysis from individual patient data. *BMC Musculoskeletal Disorders* 2010;**11**:150. [doi: [10.1186/1471-2474-11-150](https://doi.org/10.1186/1471-2474-11-150)]

#### Sultan 2008

Sultan A, Gaskell H, Derry S, Moore RA. Duloxetine for painful diabetic neuropathy and fibromyalgia pain: systematic review of randomised trials. *BMC Neurology* 2008;**8**:29. [DOI: [10.1186/1471-2377-8-29](https://doi.org/10.1186/1471-2377-8-29)]

#### Torrance 2006

Torrance N, Smith BH, Bennett MI, Lee AJ. The epidemiology of chronic pain of predominantly neuropathic origin. Results from a general population survey. *Journal of Pain* 2006;**7**(4):281-9. [DOI: [10.1016/j.jpain.2005.11.008](https://doi.org/10.1016/j.jpain.2005.11.008)]

#### Wiffen 2005

Wiffen P, Collins S, McQuay H, Carroll D, Jadad A, Moore A. Anticonvulsant drugs for acute and chronic pain. *Cochrane Database of Systematic Reviews* 2005, Issue 3. [DOI: [10.1002/14651858.CD001133.pub3](https://doi.org/10.1002/14651858.CD001133.pub3)]

#### Wiffen 2011a

Wiffen PJ, Derry S, Moore RA, McQuay HJ. Carbamazepine for acute and chronic pain in adults. *Cochrane Database of Systematic Reviews* 2011, Issue 1. [DOI: [10.1002/14651858.CD005451.pub2](https://doi.org/10.1002/14651858.CD005451.pub2)]



**Wiffen 2011b**

Wiffen PJ, Derry S, Moore RA. Lamotrigine for acute and chronic pain. *Cochrane Database of Systematic Reviews* 2011, Issue 2. [DOI: [10.1002/14651858.CD006044.pub3](https://doi.org/10.1002/14651858.CD006044.pub3)]

**Wolfe 1990**

Wolfe F, Smythe HA, Yunus MB, Bennett RM, Bombardier C, Goldenberg DL, et al. The American College of Rheumatology 1990 Criteria for the Classification of Fibromyalgia. Report of

the Multicenter Criteria Committee. *Arthritis and Rheumatism* 1990;**33**(2):160-72.

**Wolfe 2010**

Wolfe F, Clauw DJ, Fitzcharles MA, Goldenberg DL, Katz RS, Mease P, et al. The American College of Rheumatology preliminary diagnostic criteria for fibromyalgia and measurement of symptom severity. *Arthritis Care and Research* 2010;**62**(5):600-10. [DOI: [10.1002/acr.20140](https://doi.org/10.1002/acr.20140)]

**CHARACTERISTICS OF STUDIES**
**Characteristics of included studies** [ordered by study ID]

**NCT00350103**

Methods	Multicentre, randomised, double-blind, placebo-controlled, parallel group  Standard titration - 400 mg/d attained at day 22; fast titration - 400 mg/d attained at day 8  Maximum study duration 18 weeks, with 12-week maintenance phase
Participants	Diabetic neuropathic pain - no further details of diagnosis. Age 57 ± 10 years, 51% female. Baseline pain not reported  N = 549
Interventions	Lacosamide 400 mg standard titration, n = 181  Lacosamide 400 mg fast titration, n = 189  Placebo, n = 179
Outcomes	Adverse events  Withdrawals
Notes	Oxford Quality Score: R = 1, DB = 1, W = 1. Total = 3/5

**Risk of bias**

Bias	Authors' judgement	Support for judgement
Random sequence generation (selection bias)	Unclear risk	Not described
Allocation concealment (selection bias)	Unclear risk	Not described
Incomplete outcome data (attrition bias) All outcomes	Low risk	Imputation using last observation carried forward for efficacy data, but not used. ITT for adverse events and withdrawals
Selective reporting (reporting bias)	Low risk	Expected outcomes were reported in some way, although not necessarily as our preferred outcome
Other bias	Unclear risk	Group sizes 50 to 200
Blinding of participants and personnel (performance bias)	Unclear risk	Not described

**NCT00350103** (Continued)

All outcomes

Blinding of outcome assessment (detection bias) All outcomes	Unclear risk	Not described
---	--------------	---------------

**NCT00401830**

Methods	Multicentre, randomised, double-blind, placebo-controlled, parallel, no enrichment. LOCF imputation  12-week treatment period: 4-week titration from 100 mg/d to 400 mg/d, increasing by 100 mg/d at weekly intervals; 8-week maintenance
---------	---

Participants	Fibromyalgia (ACR criteria), duration not given. Age 18 to 65 years (mean 50 years), 93% female. Baseline pain $\geq 5/10$ on a NRS  N = 159
--------------	--

Interventions	Lacosamide 400 mg/d, n = 78  Placebo, n = 81  Medication given as 2 equally-divided doses
---------------	---

Outcomes	Change in pain score (11-point NRS)  PGIC (7-point scale)  Adverse events  Withdrawals
----------	--

Notes	Oxford Quality Score: R = 1, DB = 2, W = 1. Total = 4/5
-------	---

**Risk of bias**

Bias	Authors' judgement	Support for judgement
Random sequence generation (selection bias)	Unclear risk	Not described
Allocation concealment (selection bias)	Unclear risk	Not described
Incomplete outcome data (attrition bias) All outcomes	Low risk	Imputation using last observation carried forward for efficacy data, but not used. ITT for PGIC, adverse events and withdrawals
Selective reporting (reporting bias)	Low risk	Expected outcomes were reported in some way, although not necessarily as our preferred outcome
Other bias	Unclear risk	Group sizes 50 to 200
Blinding of participants and personnel (performance bias) All outcomes	Low risk	"matching placebo tablet"

**NCT00401830** (Continued)

Blinding of outcome assessment (detection bias) All outcomes	Low risk	Patient reported and patient blinded
---	----------	--------------------------------------

**Rauck 2007**

Methods	Multicentre, randomised, double-blind, placebo-controlled, parallel, no enrichment. LOCF imputation and completer analyses  10-week treatment period: 4-week run-in phase; randomisation; 100 mg/d for 3 weeks; titration over next 3 weeks to maximum tolerated dose or 400 mg/d; 4 weeks of maintenance; 1-week taper
Participants	PDN of 1 to 5 years duration. Age $\geq$ 18 years (mean 55 years), 53% female, > 90% white. Baseline pain intensity $\geq$ 4/10, mean baseline pain score 6.6/10 on a NRS  N = 119
Interventions	Lacosamide 400 mg/d, n = 60  Placebo, n = 59  Rescue analgesic: paracetamol $\leq$ 2 g/d
Outcomes	Change in pain score ( $\geq$ 2-point reduction on NRS = responder)  PGIC (7-point scale)  Adverse events  Withdrawals
Notes	Oxford Quality Score: R = 2, DB = 2, W = 1. Total = 5/5

**Risk of bias**

Bias	Authors' judgement	Support for judgement
Random sequence generation (selection bias)	Low risk	"computer-generated randomization schedule"
Allocation concealment (selection bias)	Unclear risk	Not described
Incomplete outcome data (attrition bias) All outcomes	High risk	Imputation using last observation carried forward for efficacy data. ITT for PGIC, adverse events and withdrawals
Selective reporting (reporting bias)	Low risk	All relevant outcomes in Methods were reported in some way, although not necessarily as our preferred outcome
Other bias	Unclear risk	Group sizes 50 to 200
Blinding of participants and personnel (performance bias) All outcomes	Low risk	"identical-in-appearance" medication packs

**Rauck 2007** (Continued)

Blinding of outcome assessment (detection bias) All outcomes	Low risk	Patient reported and patient blinded
---	----------	--------------------------------------

**Shaibani 2009a**

Methods	Multi-centre, randomised, double-blind, placebo-controlled, parallel, no enrichment. LOCF imputation for last 4 weeks	
	18-week treatment period: 2-week run-in; randomisation; 6-week titration (100 mg/d for first week, then increasing by 100 mg/d per week to target); 12-week maintenance	
Participants	PDN of 6 months to 5 years duration. Age $\geq$ 18 years (mean 60 years), 44% female, 80% white, baseline pain intensity $\geq$ 4/10 on a NRS (54% scored 6 to 10)	
	N = 468	
Interventions	Lacosamide 200 mg, n = 141	
	Lacosamide 400 mg, n = 125	
	Lacosamide 600 mg, n = 137	
	Placebo, n = 65	
	Mediastion given as two equally-divided doses	
	Rescue analgesic: paracetamol $\leq$ 2 g/d	
Outcomes	Change in pain score ( $\geq$ 2-point reduction on NRS = responder)	
	PGIC (7-point scale)	
	Adverse events	
	Withdrawals	
Notes	Oxford Quality Score: R = 2, DB = 2, W = 1. Total = 5/5	

**Risk of bias**

Bias	Authors' judgement	Support for judgement
Random sequence generation (selection bias)	Low risk	"computer-generated list"
Allocation concealment (selection bias)	Unclear risk	Not described
Incomplete outcome data (attrition bias) All outcomes	High risk	Imputation using last observation carried forward for last 4 weeks of efficacy data, ITT for PGIC, adverse events and withdrawals
Selective reporting (reporting bias)	Low risk	All relevant outcomes in Methods were reported in some way, although not necessarily as our preferred outcome
Other bias	Unclear risk	Group sizes 50 to 200

**Shaibani 2009a** (Continued)

Blinding of participants and personnel (performance bias) All outcomes	Low risk	"tablets were identical in appearance and packaging"
Blinding of outcome assessment (detection bias) All outcomes	Low risk	Patient reported and patient blinded

**Wymer 2009**

Methods	Multicentre, randomised, double-blind, placebo-controlled, parallel, no enrichment. LOCF imputation 18-week treatment period: 2-week run-in; randomisation; 6-week titration (100 mg/d for first week, then increasing by 100 mg/d per week to target); 12-week maintenance	
Participants	PDN of 6 months to 5 years duration. Age $\geq$ 18 years (mean 58 years), 45% female, 81% white. Baseline pain intensity $\geq$ 4/10 on a NRS (62% scored 6 to 10) N = 370	
Interventions	Lacosamide 200 mg, n = 93 Lacosamide 400 mg, n = 91 Lacosamide 600 mg, n = 93 Placebo, n = 93 Mediactin given as two equally-divided doses Rescue analgesic: paracetamol $\leq$ 2 g/d	
Outcomes	Change in pain score ( $\geq$ 2-point or $\geq$ 30% reduction on NRS = responder) PGIC (7-point scale) Adverse events Withdrawals	
Notes	Oxford Quality Score: R = 2, DB = 2, W = 1. Total = 5/5	

**Risk of bias**

Bias	Authors' judgement	Support for judgement
Random sequence generation (selection bias)	Unclear risk	"computer-generated list"
Allocation concealment (selection bias)	Unclear risk	Not described
Incomplete outcome data (attrition bias) All outcomes	High risk	Imputation using last observation carried forward for efficacy data, ITT for PGIC, adverse events and withdrawals

**Wymer 2009** (Continued)

Selective reporting (reporting bias)	Low risk	All relevant outcomes in Methods were reported in some way, although not necessarily as our preferred outcome
Other bias	Unclear risk	Group sizes 50 to 200
Blinding of participants and personnel (performance bias) All outcomes	Low risk	"medication packs were identical in appearance"
Blinding of outcome assessment (detection bias) All outcomes	Low risk	Patient reported and patient blinded

**Ziegler 2010**

Methods	Multi-centre, randomised, double-blind, placebo-controlled, parallel, no enrichment. LOCF imputation  18-week treatment period: 6-week standard titration - 100 mg/d for first week, increasing by 100 mg/d per week to 400 or 600 mg/d, or slow titration - 100 mg/d for 3 weeks, increasing by 100 mg/d per week to 400 mg/d, 12-week maintenance	
Participants	PDN of 6 months to 5 years duration. Age $\geq$ 18 years (mean 58 years), 49% female, 100% white. Baseline pain intensity $\geq$ 4/10 on a NRS (64% scored 6 to 10)  N = 357	
Interventions	Lacosamide 400 mg standard titration, n = 73  Lacosamide 400 mg, slow titration, n = 77  Lacosamide 600 mg, n = 133  Placebo, n = 74	
Outcomes	Change in pain score ( $\geq$ 2-point or $\geq$ 30% reduction on NRS = responder)  PGIC (7-point scale)  Adverse events  Withdrawals	
Notes	Oxford Quality Score: R = 1, DB = 2, W = 1. Total = 4/5	

**Risk of bias**

Bias	Authors' judgement	Support for judgement
Random sequence generation (selection bias)	Unclear risk	Not described
Allocation concealment (selection bias)	Unclear risk	Not described
Incomplete outcome data (attrition bias)	High risk	Imputation using last observation carried forward for efficacy data, ITT for PGIC, adverse events and withdrawals

**Ziegler 2010** (Continued)

All outcomes

Selective reporting (reporting bias)	Low risk	All relevant outcomes in Methods were reported in some way, although not necessarily as our preferred outcome
Other bias	Unclear risk	Group sizes 50 to 200
Blinding of participants and personnel (performance bias) All outcomes	Low risk	"trial medication and packaging were identical in appearance"
Blinding of outcome assessment (detection bias) All outcomes	Low risk	Patient reported and patient blinded

DB - double blind; ITT - intention to treat; LOCF - last observation carried forward; N - total number of participants in comparison; n - number of participants in treatment group; NRS - numerical rating scale; PDN - painful diabetic neuropathy; PGIC - patient global impression of change; R - randomisation; VAS - visual analogue scale; W - withdrawals

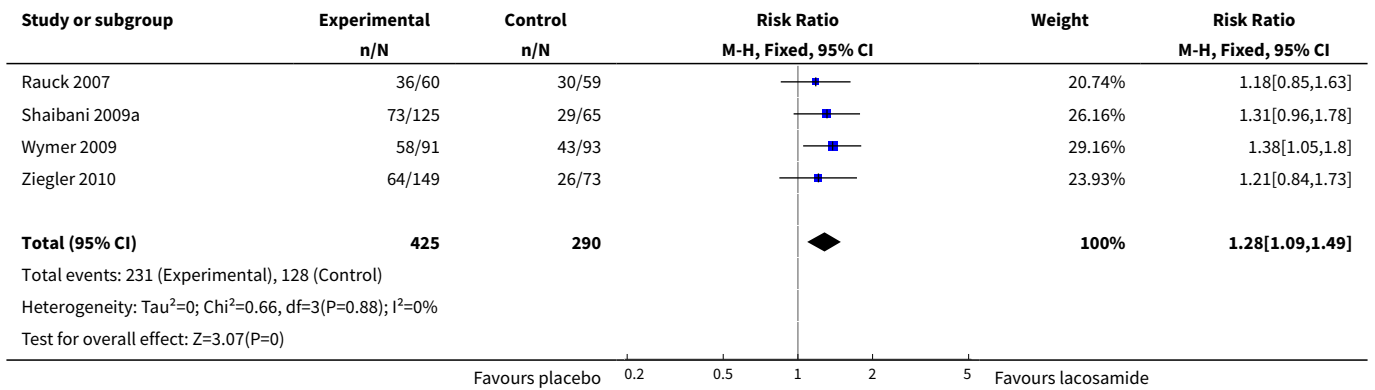
**Characteristics of excluded studies** [ordered by study ID]

Study	Reason for exclusion
<a href="#">NCT00681068</a>	NCT00861068. No study results posted (N = 44)
<a href="#">Shaibani 2009b</a>	Long-term tolerance test that was not placebo-controlled

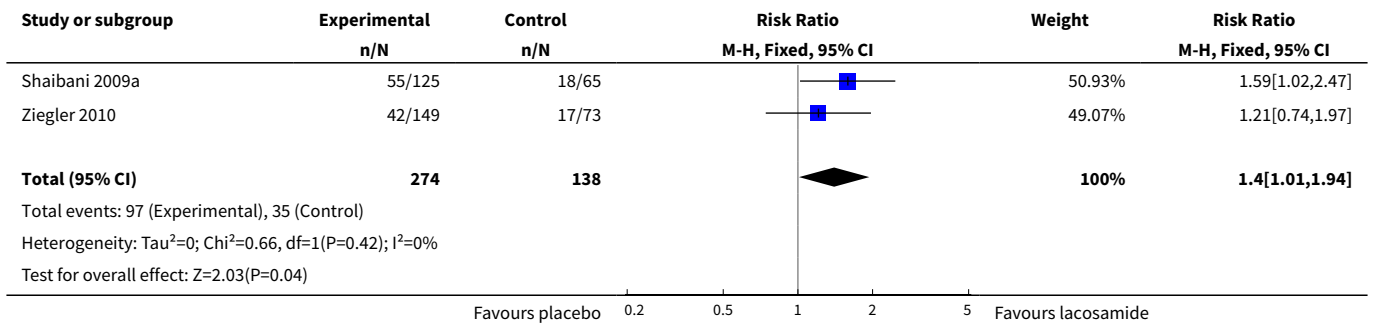
**DATA AND ANALYSES**
**Comparison 1. Lacosamide 400 mg versus placebo**

Outcome or subgroup title	No. of studies	No. of participants	Statistical method	Effect size
1 Moderate benefit (pain intensity reduction $\geq 2/10$ on a NRS or $\geq 30\%$ on VAS)	4	715	Risk Ratio (M-H, Fixed, 95% CI)	1.28 [1.09, 1.49]
2 Substantial (pain intensity reduction $\geq 50\%$ on a NRS)	2	412	Risk Ratio (M-H, Fixed, 95% CI)	1.40 [1.01, 1.94]
3 PGIC much or very much improved	4	715	Risk Ratio (M-H, Fixed, 95% CI)	1.49 [1.18, 1.90]

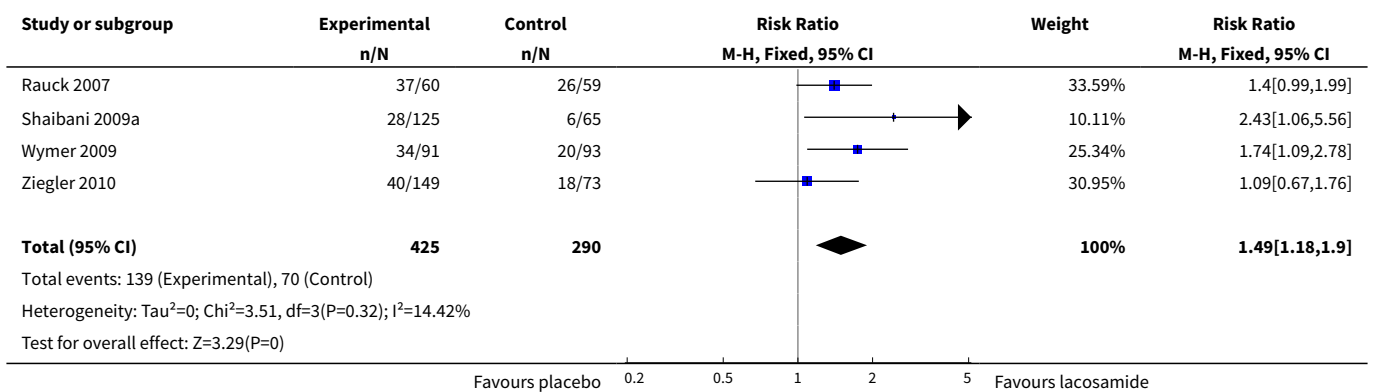
**Analysis 1.1. Comparison 1 Lacosamide 400 mg versus placebo, Outcome 1 Moderate benefit (pain intensity reduction  $\geq 2/10$  on a NRS or  $\geq 30\%$  on VAS).**



**Analysis 1.2. Comparison 1 Lacosamide 400 mg versus placebo, Outcome 2 Substantial (pain intensity reduction  $\geq 50\%$  on a NRS).**



**Analysis 1.3. Comparison 1 Lacosamide 400 mg versus placebo, Outcome 3 PGIC much or very much improved.**

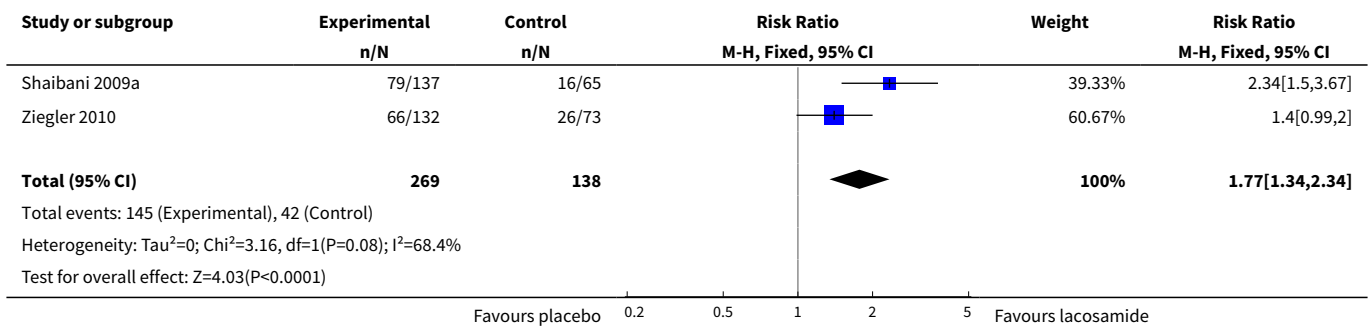




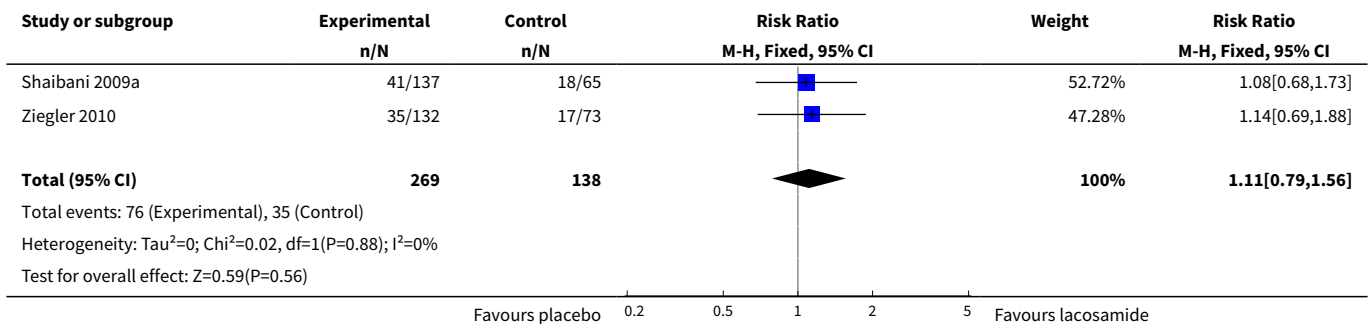
**Comparison 2. Lacosamide 600 mg versus placebo**

Outcome or subgroup title	No. of studies	No. of participants	Statistical method	Effect size
1 Moderate benefit (pain intensity reduction $\geq 2/10$ on NRS or $\geq 30\%$ on VAS)	2	407	Risk Ratio (M-H, Fixed, 95% CI)	1.77 [1.34, 2.34]
2 Substantial (pain intensity reduction $\geq 50\%$ on NRS)	2	407	Risk Ratio (M-H, Fixed, 95% CI)	1.11 [0.79, 1.56]
3 PGIC much or very much improved	2	408	Risk Ratio (M-H, Fixed, 95% CI)	1.41 [0.92, 2.14]

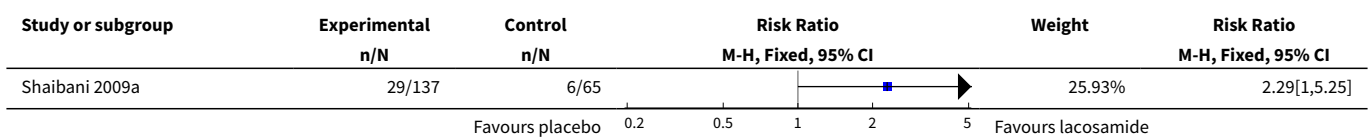
**Analysis 2.1. Comparison 2 Lacosamide 600 mg versus placebo, Outcome 1 Moderate benefit (pain intensity reduction  $\geq 2/10$  on NRS or  $\geq 30\%$  on VAS).**

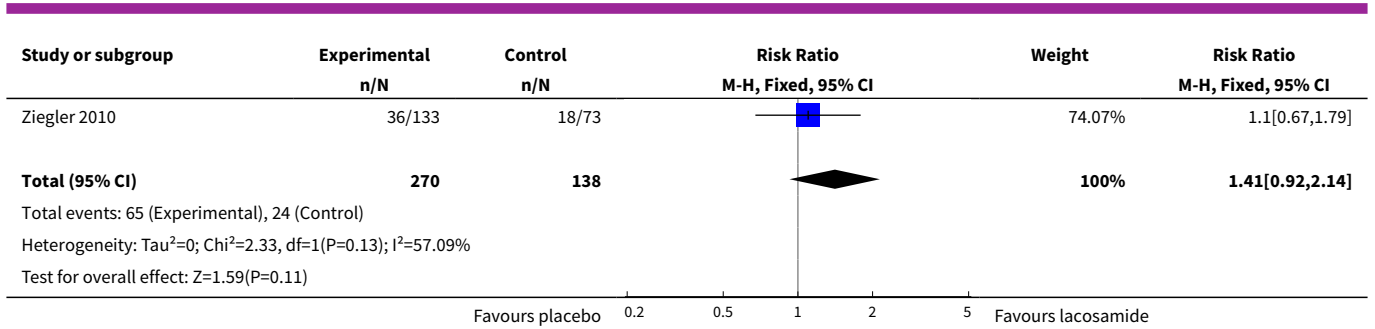


**Analysis 2.2. Comparison 2 Lacosamide 600 mg versus placebo, Outcome 2 Substantial (pain intensity reduction  $\geq 50\%$  on NRS).**



**Analysis 2.3. Comparison 2 Lacosamide 600 mg versus placebo, Outcome 3 PGIC much or very much improved.**



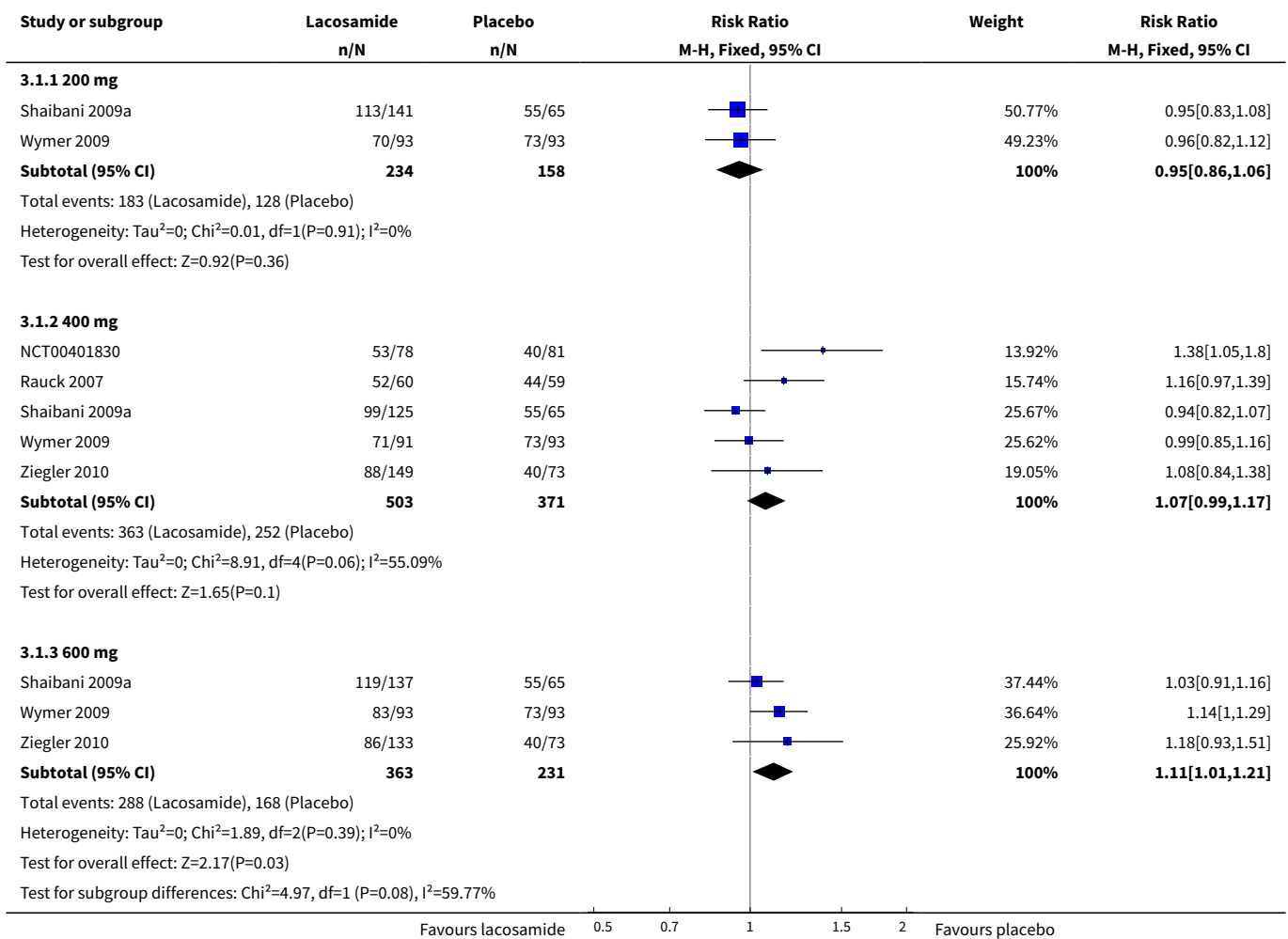


**Comparison 3. Lacosamide versus placebo**

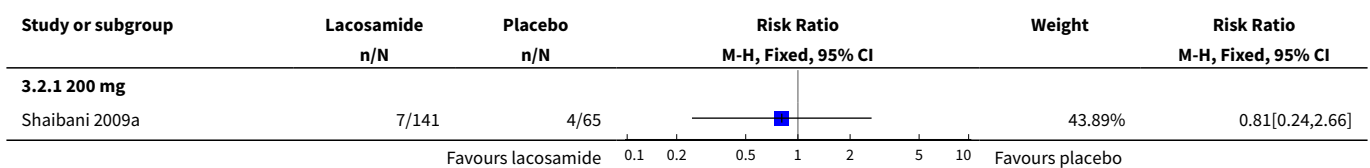
Outcome or sub-group title	No. of studies	No. of participants	Statistical method	Effect size
<b>1 At least one adverse event</b>	5		Risk Ratio (M-H, Fixed, 95% CI)	Subtotals only
1.1 200 mg	2	392	Risk Ratio (M-H, Fixed, 95% CI)	0.95 [0.86, 1.06]
1.2 400 mg	5	874	Risk Ratio (M-H, Fixed, 95% CI)	1.07 [0.99, 1.17]
1.3 600 mg	3	594	Risk Ratio (M-H, Fixed, 95% CI)	1.11 [1.01, 1.21]
<b>2 Serious adverse events</b>	5		Risk Ratio (M-H, Fixed, 95% CI)	Subtotals only
2.1 200 mg	2	392	Risk Ratio (M-H, Fixed, 95% CI)	0.59 [0.25, 1.43]
2.2 400 mg	5	1304	Risk Ratio (M-H, Fixed, 95% CI)	1.02 [0.66, 1.57]
2.3 600 mg	3	594	Risk Ratio (M-H, Fixed, 95% CI)	1.39 [0.74, 2.59]
<b>3 All-cause withdrawals</b>	5		Risk Ratio (M-H, Fixed, 95% CI)	Subtotals only
3.1 200 mg	2	392	Risk Ratio (M-H, Fixed, 95% CI)	0.99 [0.72, 1.37]
3.2 400 mg	5	874	Risk Ratio (M-H, Fixed, 95% CI)	1.26 [1.03, 1.55]
3.3 600 mg	3	594	Risk Ratio (M-H, Fixed, 95% CI)	2.09 [1.65, 2.65]
<b>4 Lack of efficacy withdrawals</b>	5		Risk Ratio (M-H, Fixed, 95% CI)	Subtotals only
4.1 200 mg	2	392	Risk Ratio (M-H, Fixed, 95% CI)	1.30 [0.40, 4.26]
4.2 400 mg	5	874	Risk Ratio (M-H, Fixed, 95% CI)	0.63 [0.34, 1.19]
4.3 600 mg	3	594	Risk Ratio (M-H, Fixed, 95% CI)	1.37 [0.57, 3.30]
<b>5 Adverse event with withdrawals</b>	5		Risk Ratio (M-H, Fixed, 95% CI)	Subtotals only

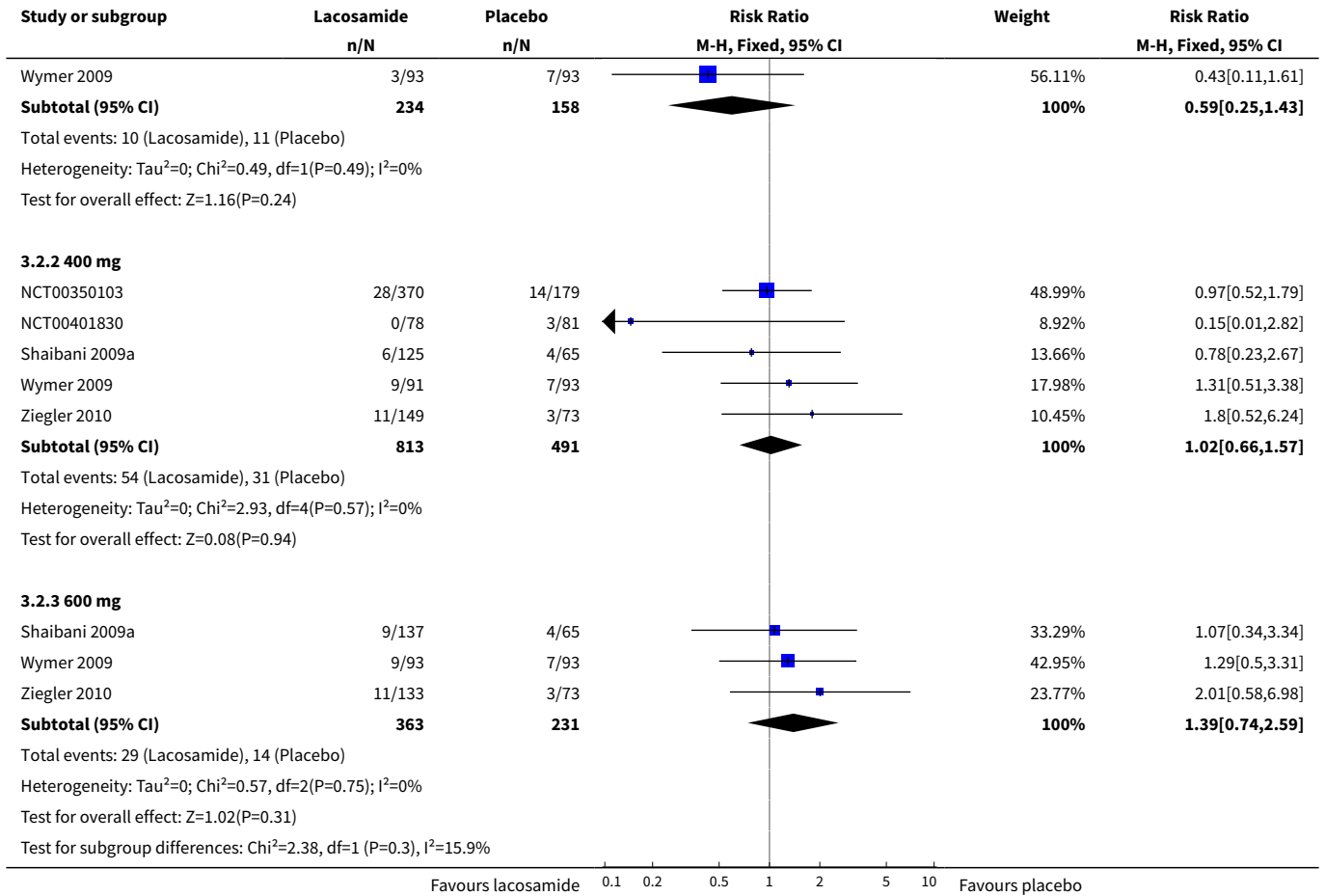
Outcome or sub-group title	No. of studies	No. of participants	Statistical method	Effect size
5.1 200 mg	2	392	Risk Ratio (M-H, Fixed, 95% CI)	0.92 [0.51, 1.66]
5.2 400 mg	5	874	Risk Ratio (M-H, Fixed, 95% CI)	2.01 [1.39, 2.91]
5.3 600 mg	3	594	Risk Ratio (M-H, Fixed, 95% CI)	3.80 [2.47, 5.82]

**Analysis 3.1. Comparison 3 Lacosamide versus placebo, Outcome 1 At least one adverse event.**

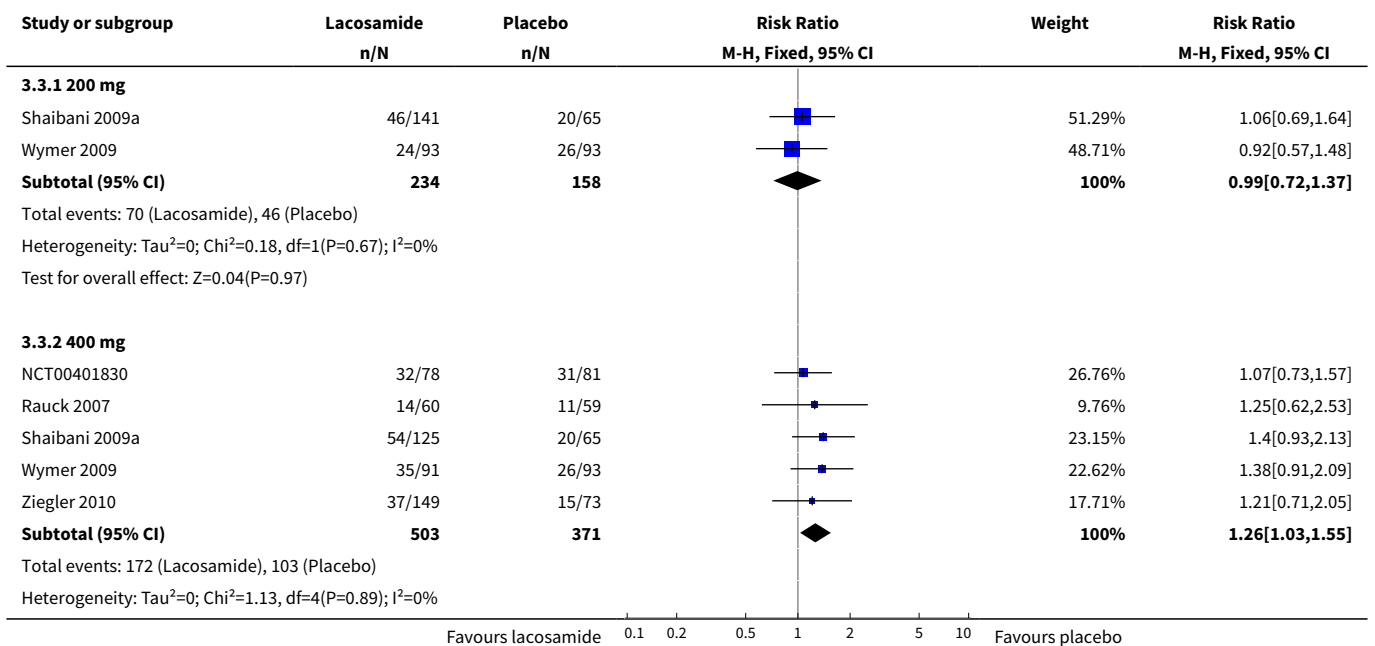


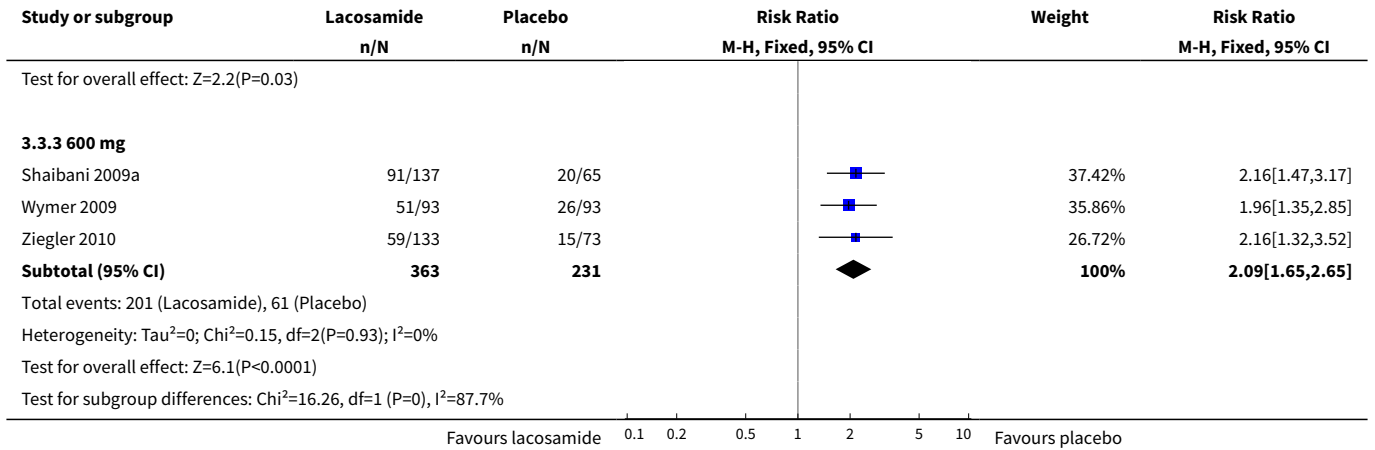
**Analysis 3.2. Comparison 3 Lacosamide versus placebo, Outcome 2 Serious adverse events.**



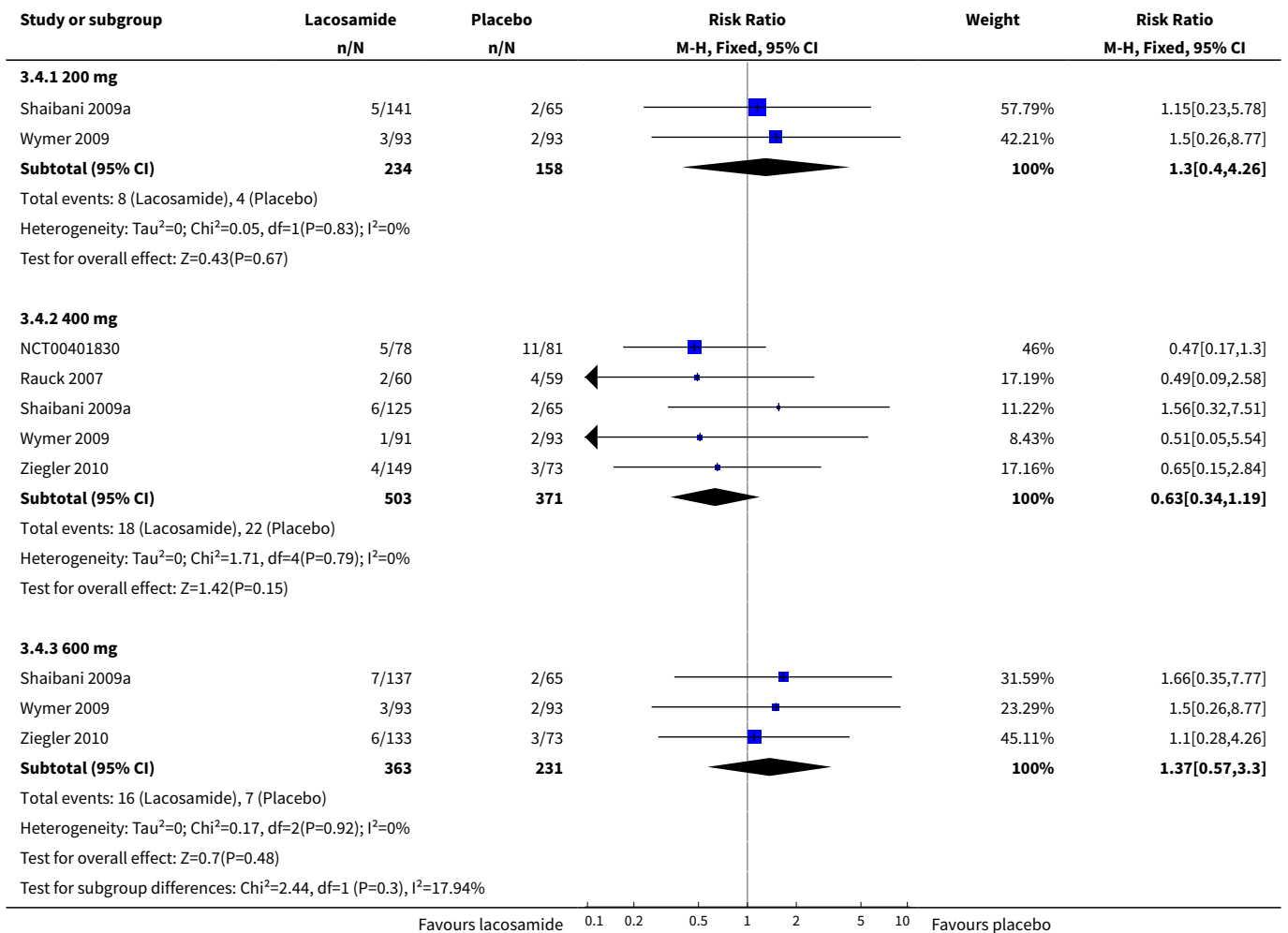


**Analysis 3.3. Comparison 3 Lacosamide versus placebo, Outcome 3 All-cause withdrawals.**

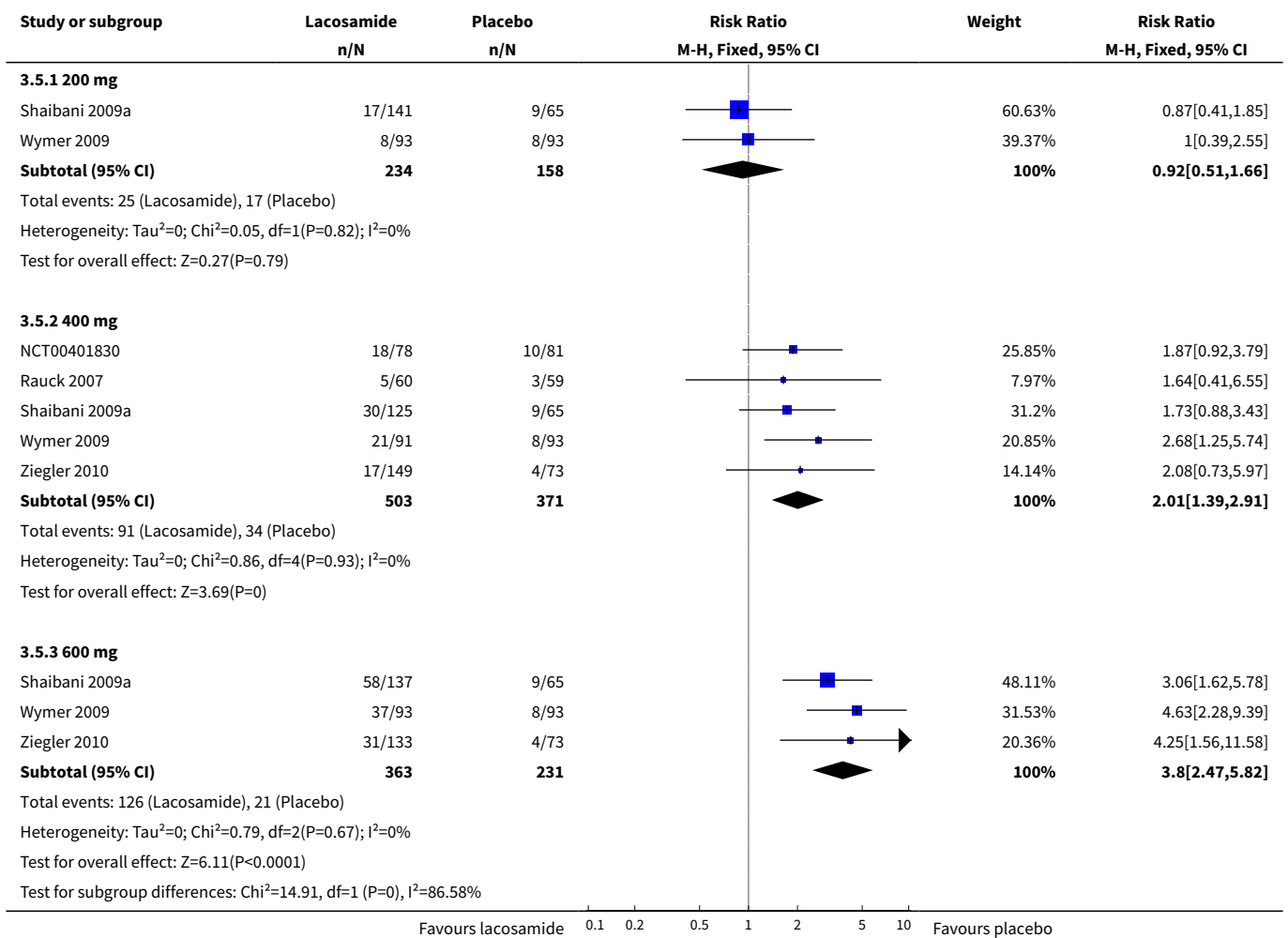




**Analysis 3.4. Comparison 3 Lacosamide versus placebo, Outcome 4 Lack of efficacy withdrawals.**



**Analysis 3.5. Comparison 3 Lacosamide versus placebo, Outcome 5 Adverse event withdrawals.**



**APPENDICES**

**Appendix 1. Methodological considerations in chronic pain**

There have been several recent changes in how efficacy of conventional and unconventional treatments is assessed in chronic painful conditions. The outcomes are now better defined, particularly with new criteria of what constitutes moderate or substantial benefit (Dworkin 2008); older trials may only report participants with "any improvement". Newer trials tend to be larger, avoiding problems from the random play of chance. Newer trials also tend to be longer, up to 12 weeks, and longer trials provide a more rigorous and valid assessment of efficacy in chronic conditions. New standards have evolved for assessing efficacy in neuropathic pain, and we are now applying stricter criteria for inclusion of trials and assessment of outcomes, and are more aware of problems that may affect our overall assessment. To summarise some of the recent insights that must be considered in this new review:

1. Pain results tend to have a U-shaped distribution rather than a bell-shaped distribution. This is true in acute pain (Moore 2011b; Moore 2011c), back pain (Moore 2010c), arthritis (Moore 2010b), as well as in fibromyalgia (Straube 2010); in all cases average results usually describe the experience of almost no-one in the trial. Data expressed as averages are potentially misleading, unless they can be proven to be suitable.
2. As a consequence, we have to depend on dichotomous results (the individual either has or does not have the outcome) usually from pain changes or patient global assessments. The Initiative on Methods, Measurement, and Pain Assessment in Clinical Trials (IMMPACT) group has helped with their definitions of minimal, moderate, and substantial improvement (Dworkin 2008). In arthritis, trials shorter than 12 weeks, and especially those shorter than eight weeks, overestimate the effect of treatment (Moore 2009a); the effect is particularly strong for less effective analgesics, and this may also be relevant in neuropathic-type pain.

3. The proportion of patients with at least moderate benefit can be small, even with an effective medicine, falling from 60% with an effective medicine in arthritis, to 30% in fibromyalgia (Moore 2009b; Moore 2010b; Straube 2008; Sultan 2008). A Cochrane review of pregabalin in neuropathic pain and fibromyalgia demonstrated different response rates for different types of chronic pain (higher in diabetic neuropathy and postherpetic neuralgia and lower in central pain and fibromyalgia) (Moore 2009b). This indicates that different neuropathic pain conditions should be treated separately from one another, and that pooling should not be done unless there are good grounds for doing so.
4. Finally, presently unpublished individual patient analyses indicate that patients who get good pain relief (moderate or better) have major benefits in many other outcomes, affecting quality of life in a significant way (Moore 2010d).

### Appendix 2. MEDLINE OvidSP search strategy

- 1 randomized controlled trial.pt.
- 2 controlled clinical trial.pt.
- 3 randomized.ab.
- 4 placebo.ab.
- 5 drug therapy.fs.
- 6 randomly.ab.
- 7 trial.ab.
- 8 groups.ab.
- 9 or/1-8
- 10 exp animals/ not humans.sh.
- 11 9 not 10
- 12 (lacosamide or erlosamide or vimpat).mp.
- 13 exp Pain/
- 14 Fibromyalgia/
- 15 (pain\$ or fibromyalgi\$ or neuralgi\$ or analgesi\$ or discomfort\$).mp.
- 16 or/13-15
- 17 11 and 12 and 16
- 18 remove duplicates from 17

### Appendix 3. EMBASE OvidSP search strategy

- 1 crossover-procedure/
- 2 double-blind procedure/
- 3 randomized controlled trial/
- 4 single-blind procedure/
- 5 (random\$ or factorial\$ or crossover\$ or cross over\$ or cross-over\$ or placebo\$ or (doubl\$ adj blind\$) or (singl\$ adj blind\$) or assign\$ or allocat\$ or volunteer\$).tw.
- 6 or/1-5
- 7 exp animals/
- 8 exp humans/
- 9 7 not (7 and 8)
- 10 6 not 9
- 11 limit 10 to embase
- 12 (lacosamide or erlosamide or vimpat).mp.
- 13 11 and 12
- 14 fibromyalgia/
- 15 exp neuralgia/
- 16 (pain\$ or fibromyalgi\$ or neuralgi\$ or analgesi\$ or discomfort\$).mp.
- 17 or/14-16
- 18 11 and 12 and 17
- 19 remove duplicates from 18

### Appendix 4. CENTRAL search strategy

1. lacosamide or erlosamide or vimpat
2. MeSH descriptor Pain explode all trees
3. pain\* or fibromyalgi\* or neuralgi\* or analgesi\* or discomfort\*
4. (#2 OR #3)
5. (#1 AND #4)

**Appendix 5. Summary of results in individual studies: efficacy and withdrawals**

Study	Numbers in trial Treatment groups	Efficacy	All cause withdrawal	Lack of efficacy withdrawal	Adverse event withdrawal
NCT00350103	N = 549 LCM 400 mg StT, n = 181 LCM 400 mg FT, n = 189 Placebo, n = 179	No usable data	108 participants in total (groups not reported)	No data	58 participants in total (groups not reported)
NCT00401830	N = 159 LCM 400 mg, n = 78 Placebo, n = 81	PGIC moderately or much better LCM 400: 29/78 Placebo: 22/81	LCM 400: 32/78 Placebo: 50/81	LCM 400: 5/78 Placebo: 1/81	LCM 400: 18/78 Placebo: 10/81
Rauck 2007	N = 119 LCM 400 mg, n = 60 Placebo, n = 59	≥ 2-point reduction on NRS LCM 400: 36/60 Placebo: 30/59 PGIC moderately or much better LCM 400: 37/60 Placebo: 26/59	LCM 400: 14/60 Placebo: 11/59	LCM 400: 2/60 Placebo: 4/59	LCM 400: 5/60 Placebo: 3/59
Shaibani 2009	N = 468 LCM 200 mg, n = 141 LCM 400 mg, n = 125 LCM 600 mg, n = 137 Placebo, n = 65	≥ 30% reduction in pain scores from baseline to end LCM 200: 76/141 LCM 400: 73/125 LCM 600: 79/137 Placebo: 29/65 ≥ 50% reduction in pain scores from baseline to end LCM 200: 38/141 LCM 400: 55/125 LCM 600: 41/137 Placebo: 18/65 PGIC much better LCM 400: 28/125 Placebo: 6/65	LCM 200: 46/141 LCM 400: 54/125 LCM 600: 91/137 Placebo: 21/65	LCM 200: 5/141 LCM 400: 6/125 LCM 600: 7/137 Placebo: 2/65	LCM 200: 17/141 LCM 400: 30/125 LCM 600: 58/137 Placebo: 9/65
Wymer 2009	N = 370 LCM 200 mg, n = 93 LCM 400 mg, n = 91	≥ 30% or ≥ 2-point reduction on NRS LCM 400: 58/91 Placebo: 43/93 PGIC much better LCM 400: 34/91 Placebo: 20/93	LCM 200: 24/93 LCM 400: 35/91 LCM 600: 51/93	LCM 200: 3/93 LCM 400: 1/91 LCM 600: 3/93 Placebo: 2/93	LCM 200: 8/93 LCM 400: 21/91 LCM 600: 37/93



(Continued)

	LCM 600 mg, n = 93	200 and 600 mg/d full details not given. 200 and 600 mg numerically better than placebo for responder, but not statistically significant. 200 mg inferior to placebo for all secondary outcomes. 600 mg superior to placebo for pain reduction during whole maintenance phase	Placebo: 26/93		Placebo: 8/93
	Placebo, n = 93				
Ziegler 2010	N = 357	≥ 30% or ≥ 2-point reduction on NRS LCM 400 StT + SIT: 64/149	LCM 400 StT + SIT: 37/149	LCM 400 StT + SIT: 4/149	LCM 400 StT + SIT: 17/149
	LCM 400 mg StT, n = 73	LCM 600:66/132 Placebo: 26/74	LCM 600: 59/132	LCM 600: 6/132	LCM 600: 31/132
	LCM 400 mg SIT, n = 77	≥ 50% reduction on NRS LCM 400 StT + SIT: 42/149	Placebo: 15/74	Placebo: 3/74	Placebo: 4/74
	LCM 600 mg, n = 133	LCM 600: 35/132 Placebo: 17/74			
	Placebo, n = 74	PGIC moderately or much better LCM 400: 40/149			
		LCM 600: 36/133 Placebo: 18/73			

LCM - lacosamide; FT - fast titration; NRS - numerical rating scale; PGIC - patient global impression of change; SIT - slow titration; StT - standard titration

## Appendix 6. Summary of results in individual studies: adverse events

Study	Numbers in trial	Any adverse event	Serious adverse event
	Treatment groups		
NCT00350103	N = 551 LCM 400 mg StT, n = 181 LCM 400 mg FT, n = 189 Placebo, n = 179	No usable data	LCM 400: 28/370 Placebo: 14/179
NCT00401830	N = 159 LCM 400 mg, n = 78 Placebo, n = 81	LCM 400: 53/78 Placebo: 40/81	LCM 400: 0/78 Placebo: 3/81
Rauck 2007	N = 119 LCM 400 mg, n = 60 Placebo, n = 59	LCM 400: 52/60 Placebo: 44/59	No data
Shaibani 2009	N = 468 LCM 200 mg, n = 141	LCM 200: 113/141 LCM 400: 99/125	LCM 200: 7/141 LCM 400: 6/125

(Continued)

	LCM 400 mg, n = 125	LCM 600: 119/137	LCM 600: 9/137
	LCM 600 mg, n = 137	Placebo: 55/65	Placebo: 4/65
	Placebo, n = 65		
Wymer 2009	N = 370	LCM 200: 70/93	LCM 200: 3/93
	LCM 200 mg, n = 93	LCM 400: 71/91	LCM 400: 9/91
	LCM 400 mg, n = 91	LCM 600: 83/93	LCM 600: 9/93
	LCM 600 mg, n = 93	Placebo: 73/93	Placebo: 7/93
	Placebo, n = 93		
Ziegler 2010	N = 357	LCM 400: 88/149	LCM 400: 11/149
	LCM 400 mg StT, n = 73	LCM 600: 86/133	LCM 600: 11/133
	LCM 400 mg SIT, n = 77	Placebo: 40/73	Placebo: 3/73
	LCM 600 mg, n = 133		
	Placebo, n = 73		

LCM - lacosamide; FT - fast titration; SIT - slow titration; StT - standard titration

## WHAT'S NEW

Date	Event	Description
19 February 2016	Review declared as stable	See <a href="#">Published notes</a>

## CONTRIBUTIONS OF AUTHORS

All authors were involved in searching, reading papers, extracting and analysing data, and writing and approving the manuscript.

## DECLARATIONS OF INTEREST

SD and LH have no known conflicts of interest. RAM has consulted for various pharmaceutical companies and received lecture fees from pharmaceutical companies related to analgesics and other healthcare interventions, including (in the past five years) AstraZeneca, Eli Lilly, Flynn Pharma, Futura Medical, Grünenthal, GlaxoSmithKline, Horizon Pharma, Lundbeck, Menarini, MSD, Pfizer, Sanofi Aventis, Urgo, and Vifor Pharma. No author has any financial or other connection with UCB Pharma, which manufactures lacosamide, nor had any involvement in clinical trials of the drug.

## SOURCES OF SUPPORT

### Internal sources

- Oxford Pain Relief Trust, UK.

### External sources

- No sources of support supplied

---

## DIFFERENCES BETWEEN PROTOCOL AND REVIEW

We have included an assessment of publication bias, which was not included in the protocol. This assessment is used as a measure of reliability/robustness of the results.

## NOTES

A restricted search in February 2016 did not identify any potentially relevant studies likely to change the conclusions. Therefore, this review has now been stabilised following discussion with the authors and editors. The review will be re-assessed for updating in four years. If appropriate, we will update the review before this date if new evidence likely to change the conclusions is published, or if standards change substantially which necessitate major revisions.

## INDEX TERMS

### Medical Subject Headings (MeSH)

Acetamides [\*administration & dosage] [adverse effects]; Analgesics [\*administration & dosage] [adverse effects]; Anticonvulsants [\*administration & dosage] [adverse effects]; Diabetic Neuropathies [\*drug therapy]; Fibromyalgia [\*drug therapy]; Lacosamide; Neuralgia [\*drug therapy]

### MeSH check words

Female; Humans; Male; Middle Aged