


CLINICAL TRIAL PROTOCOL

Open Access



# The PostStroke-Manager – combining mobile, digital and sensor-based technology with personal assistance: protocol of the feasibility study

Dominik Michalski<sup>1\*</sup> , Alexander Probst<sup>1</sup>, Till Handel<sup>2</sup>, Max Schreiber<sup>2</sup>, Jean-Baptiste Tylcz<sup>2</sup>, Daniela Geisler<sup>1</sup>, Daniela Urban<sup>1</sup>, Stephanie Schramm<sup>1</sup>, Stefan Lippmann<sup>3</sup>, Jenny Gullnick<sup>3</sup>, Thomas Neumuth<sup>2</sup>, Joseph Classen<sup>1†</sup> and Galina Ivanova<sup>2†</sup>

## Abstract

**Introduction:** Post stroke management has moved into the focus as it represents the only way to secure acute treatment effects in the long term. Due to individual courses, post stroke management appears rather challenging and is hindered by existing barriers between treatment sectors. As a novel concept, the PostStroke-Manager combines digital and sensor-based technology with personal assistance to enable intersectoral cooperation, best possible reduction of stroke-related disability, optimal secondary prevention, and detection of physical and psychological comorbidities.

**Methods:** This prospective single-center observational study aims to investigate the feasibility of the PostStroke-Manager concept in an outpatient setting. Ninety patients who have suffered an ischemic or hemorrhagic stroke or transient ischemic attack will be equipped with a tablet and mobile devices recording physical activity, blood pressure, and electrocardiographic signals. Through a server-based platform, patients will be connected with the primary care physician, a stroke pilot and, if necessary, other specialists who will use web-based platforms. Via the tablet, patients will have access to an application with 10 newly designed components including, for instance, a communication tool, medication schedule, medical records platform, and psychometric screenings (e.g., depression, anxiety symptoms, quality of life, adherence, cognitive impairment). During the 1-year follow-up period, clinical visits are scheduled at three-month intervals. In the interim, communication will be secured by an appropriate tool that includes text messenger, audio, and video telephony. As the primary endpoint, feasibility will be measured by a 14-item questionnaire that addresses digital components, technical support, and personal assistance. The PostStroke-Manager will be judged feasible if at least 50% of these aspects are rated positively by at least 75% of patients. Secondary endpoints include feedback from professionals and longitudinal analyses on clinical and psychometric parameters.

\* Correspondence: [dominik.michalski@medizin.uni-leipzig.de](mailto:dominik.michalski@medizin.uni-leipzig.de)

† Joseph Classen and Galina Ivanova contributed equally to this work.

<sup>1</sup>Department of Neurology, University of Leipzig, Liebigstr. 20, 04103 Leipzig, Germany

Full list of author information is available at the end of the article



© The Author(s). 2021 **Open Access** This article is licensed under a Creative Commons Attribution 4.0 International License, which permits use, sharing, adaptation, distribution and reproduction in any medium or format, as long as you give appropriate credit to the original author(s) and the source, provide a link to the Creative Commons licence, and indicate if changes were made. The images or other third party material in this article are included in the article's Creative Commons licence, unless indicated otherwise in a credit line to the material. If material is not included in the article's Creative Commons licence and your intended use is not permitted by statutory regulation or exceeds the permitted use, you will need to obtain permission directly from the copyright holder. To view a copy of this licence, visit <http://creativecommons.org/licenses/by/4.0/>.

**Perspective:** This study will answer the question of whether combined digital and personal support is a feasible approach to post stroke management. Furthermore, the patient perspective gained regarding digital support may help to specify future applications. This study will also provide information regarding the potential use of remote therapies and mobile devices in situations with limited face-to-face contacts.

**Trial registration:** German Register for Clinical Trials ([DRKS00023213](https://www.drks.org/DRKS00023213)), registered 27 April 2021.

**Keywords:** Stroke, Post stroke management, Secondary prevention, Digital health, Mobile devices

## Introduction

Stroke treatment has traditionally focused on recanalization strategies and the establishment of specialized treatment centers [1]. These interventions have resulted in significantly reduced short-term mortality and improved functional outcome [2]. Recently, post stroke management has come into focus as stroke is increasingly understood as a chronic condition with long-lasting impairments and individual burdens [3]. Socio-economic implications arise from a recent epidemiologic projection indicating a 27% increase in stroke prevalence over the next 30 years within the European Union [4].

The complexity of post stroke management with individual courses, impairments, and needs, impedes the development of overarching concepts [5, 6]. Goals include, first, the best possible reduction of stroke-related impairments to alleviate the individual burden and enable social participation or return to work wherever possible. In this regard, barrier-free access to disease-related information and cross-sectoral communications between health care professionals could help to avoid misinformation and to tailor medical therapies to individual needs [7]. Second, the rate of secondary events, which, after cerebral ischemia, typically affect 16.8% of patients within the first 5 years [8], should be kept as low as possible. To achieve this goal, control of risk factors, e.g., by close monitoring of blood pressure and lipids, and detection of atrial fibrillation is essential, along with adequate treatment by pharmacological or lifestyle interventions [9]. Third, physical and psychological comorbidities, also occurring at later stages, should be assessed to enable early interventions. In particular, depression and anxiety symptoms were described in a relevant proportion of stroke patients [10], and are believed to impact the quality of life. In addition to these requirements contributing to a comprehensive post stroke management with a patient-centered perspective, modern strategies also include mobilizing individual skills and resources to enhance patient empowerment.

In recent years, initiatives have been launched to establish post stroke programs. Focusing on structured pathways, these programs are characterized by clinical visits with supportive elements addressing patient motivation and physical activity, risk factors and their

treatment [11–14]. Unexpectedly, one such program has recently failed to show a beneficial effect regarding secondary vascular events within a follow-up period of 3.6 years [13]. However, this study has shown positive effects in secondary outcomes such as the degree of blood pressure and lipid control as also seen in another study [11]. Other programs have integrated “stroke pilots”, specially trained personnel with various supportive roles [15–18]. Final evaluations on this personal support are still pending, but practical experiences revealed signals indicating that stroke pilots are beneficial in the field of post stroke management [19].

As a first attempt to incorporate technological innovations in post stroke management, digital elements have been implemented in pilot projects as documentation tools for stroke pilots [20] or patients [15], and a communication tool between treatment sectors [21]. The beneficial effects of more complex digital interventions in other conditions [22, 23] suggest that such technology could also be a powerful tool for post stroke management [24]. Against this background, we designed the PostStroke-Manager as a novel concept combining multiple innovations based on digital and personal assistance. This concept is designed to significantly improve management after stroke with a patient-centered perspective. Using an application (app) along with mobile sensors for physical activity, blood pressure, and electrocardiographic (ECG) signals, in combination with an intensified personal assistance, this concept accompanies patients during their path after stroke. By enabling communication between disconnected healthcare sectors and free availability of individualized information to professionals, providing optimal control of risk factors independent of the patients’ location, and allowing psychometry-based screening of psychological comorbidities and impaired quality of life, such a concept would address many currently existing challenges in the post stroke management.

## Methods

### Aim of the trial

This study aims to evaluate the feasibility of the PostStroke-Manager whose concept includes a newly developed mobile, digital and sensor-based technology

combined with personal assistance in post stroke management.

**Study description and study design**

In a prospective single-center observational study, patients with an acute ischemic or hemorrhagic cerebral event and the ability to use mobile digital technologies, will be equipped with a commercially available tablet (Galaxy Tab S6lite, Samsung, Schwalbach, Germany) with installed PostStroke-Manager app, as well as a smartwatch with an activity tracker (TicWatch Pro 2020, Mobvoi, Hong Kong, China) and a blood pressure monitor also registering ECG signals (Veroyal 2in1, Hartmann, Heidenheim, Germany). After a training phase under inpatient conditions and subsequent discharge from the hospital, patients will use the PostStroke-Manager app (see below for details) for a 1-year follow-up period, while the primary care physician, a stroke pilot, and, if necessary, specialists are connected with the patients via a web-based platform. Recruitment is planned for 1 year, beginning in fall 2021 after a brief period of technical verifications under inpatient conditions. Overall, recruitment and individual follow-up periods are expected to be completed in fall 2023 (last patient out).

**Eligibility criteria**

Patients with one of the following diagnoses will be considered for participation: Ischemic or hemorrhagic stroke, defined by a persistent or transient neurological

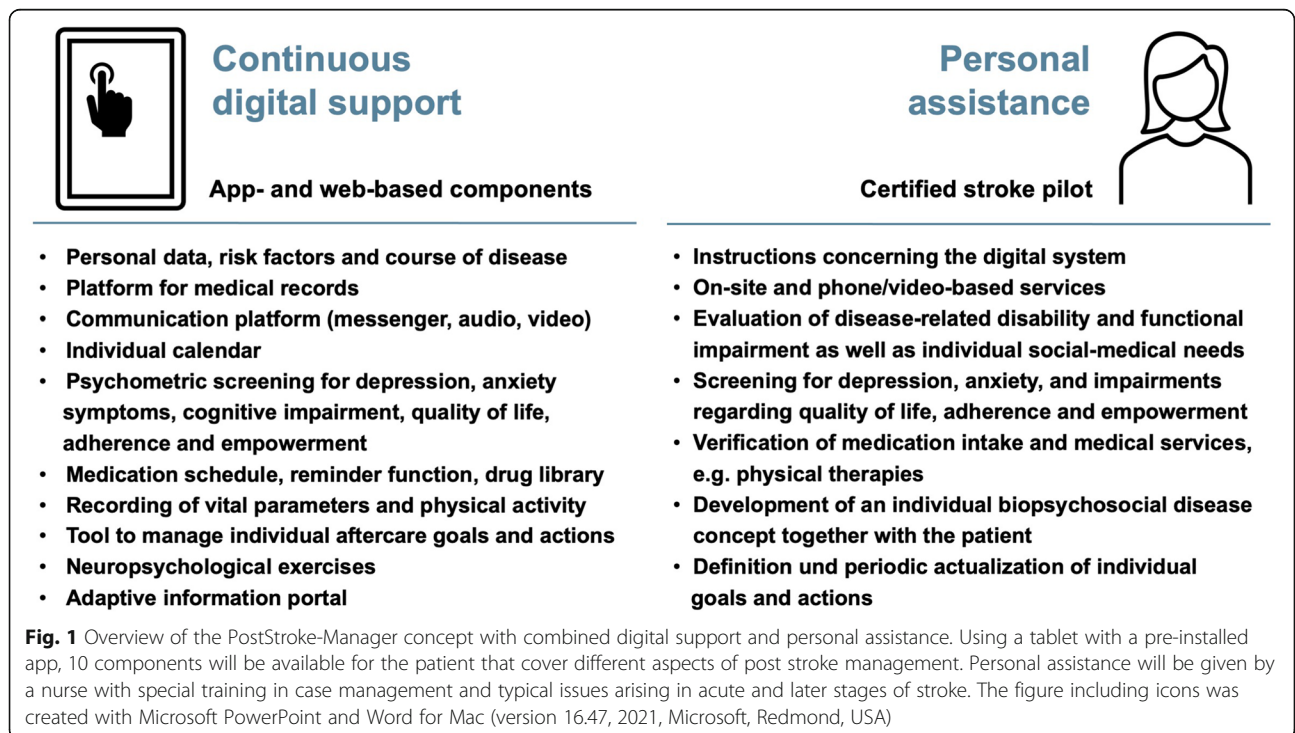
deficit in combination with an ischemic lesion or an intracerebral hemorrhage, visualized by computed tomography or magnetic resonance imaging, or transient ischemic attack (TIA), defined by a transient neurological deficit without radiological evidence of an ischemic lesion [25].

Additional inclusion criteria are: Age of at least 18 years, no or only moderate functional impairment before the qualifying event (“(pre-[modified Rankin scale (mRS)] 0-2), stable course of clinical symptoms allowing discharge from hospital, residence in the area of Leipzig/Germany, and willingness of the patients’ primary care physician to participate in the study.

The main exclusion criteria are the following: Inability to use the digital system and mobile devices (e.g., severe neglect or aphasia and hemiplegia rate as disqualifying impairments), physical impairment that could interfere with the realization of the 1-year follow-up period (e.g., cancer with a life expectancy of less than 1 year), clinically relevant psychiatric disorder, known dementia, and existing or planned pregnancy.

**Intervention**

Using the PostStroke-Manager app, patients have continuous access to 10 components (Fig. 1) designed with the following intentions: (1) to summarize information about the individual risk profile, the qualifying event, its further course (including neurological sequelae, rehabilitations and follow-up examinations), which will prevent misinformation of professionals and care-providers



regarding already identified risk factors, detailed disease-related impairments and treatment plans; (2) to provide a platform for medical records of the event and upcoming medical findings, that will allow barrier-free access to essential information; (3) to enable communication between the patient, the primary care physician, and the stroke pilot as well as other specialists if necessary, via a text messenger, audio or video telephony, to reduce communication barriers for optimal treatment planning; (4) to provide a calendar function as tool for planning individual healthcare services; (5) to enable psychometric measurements on depression, anxiety symptoms, quality of life, adherence and empowerment as well as cognitive performance, which allows early detection of comorbidities; (6) to provide a medication schedule with reminder function on a daily level, which is also linked to a commercially available drug library (MMI Pharmaindex, Medizinische Medien Informations GmbH, Neu-Isenburg, Germany); (7) to record blood pressure, heart rate and ECG signals on a daily basis, ensuring optimal control of risk factors; (8) to manage individual post stroke goals and actions with respect to the individual neurological impairments and risk factors; (9) to provide neuropsychological exercises based on established tests (Bells test and trail making test) and individual recommendations (e.g., exercise sheets provided by speech therapists); and (10) to provide an information portal with, for instance, pathophysiological details of the underlying event, treatment options and details on social and financial supports from the public health system, to enhance patients' empowerment. The digital system also includes basic technical support by a database with frequently asked questions (FAQs) and a ticket system that allows electronic feedback.

Personal assistance is provided by a stroke pilot who is an experienced nurse with special training in case management (acquired at the Dresden International University, Dresden, Germany) and additional training on stroke-related issues following the educational program of the German Stroke Foundation (Gütersloh, Germany). Specifically, the stroke pilot will help to navigate individual rehabilitation processes, which is inherently complex, particularly in the outpatient setting with varying providers of physical therapy, occupational therapy and speech therapy (Fig. 1). Furthermore, interactions with the patient are intended to evaluate individual disabilities with associated needs and goals, and also to screen for comorbidities (e.g., depression and anxiety symptoms). In addition to reviewing medication adherence and the use of physician-prescribed therapies, contacts will be used to cooperatively develop a biopsychological disease model based on individual risk factors, which plays a central role in patient empowerment. Regular visits are scheduled in 3-months-intervals with additional on-site

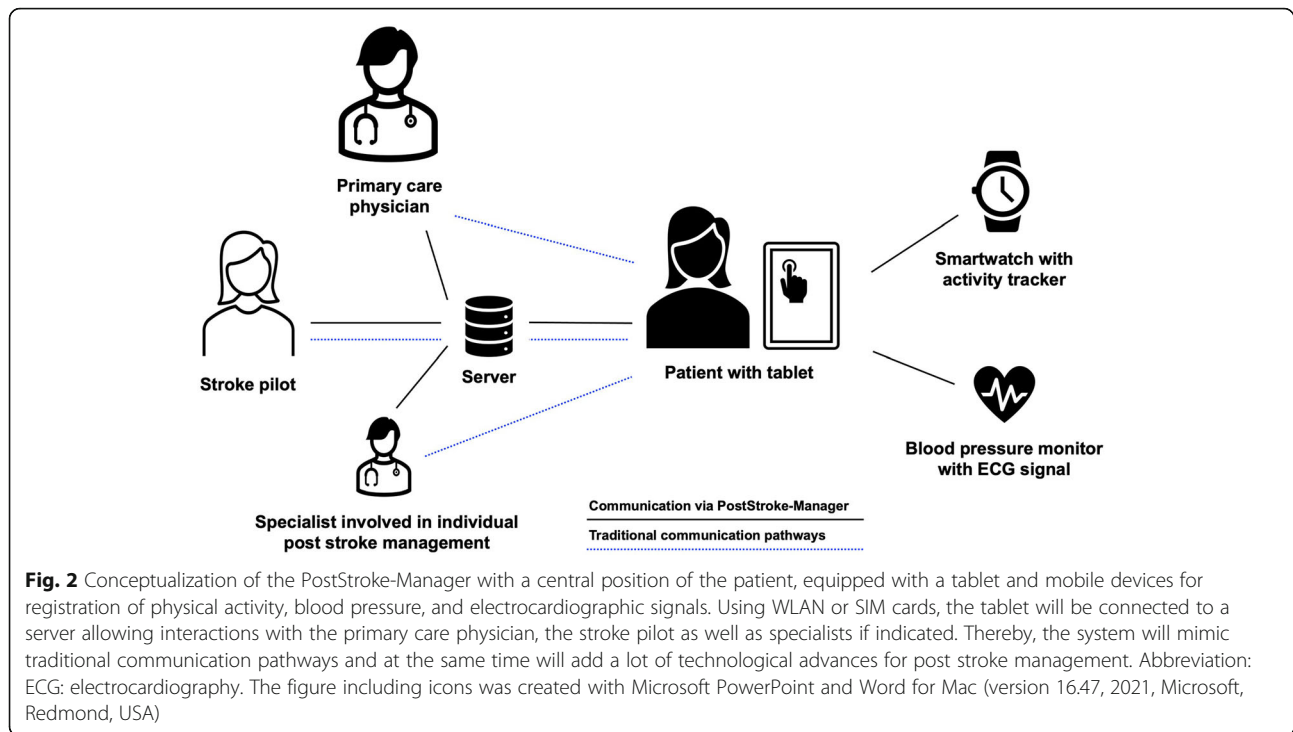
contacts as demanded by the patient. In the meantime, support will be provided through the communication tool. To consider individual factors in terms of social and living environmental aspects (e.g., possible support by relatives, presence of an elevator in case of a higher floor level), the stroke pilot will conduct at least one home visit in the third month after study initiation. Regarding the tablet and mobile devices used by the patient, the stroke pilot provides instructions at the study entry and during the follow-up period.

Because the PostStroke-Manager app is not yet certified as a medical device, the medical aspects of individual post stroke management, such as checks of blood pressure and ECG as well as prescription of medication and physical therapies, will be provided by the primary care physician. As part of the regular care, consultations are planned in intervals of three months, which will also be used for blood-based analyses of lipids and glucose metabolism, and reassessment of current medication and needs for additional therapies.

To enable communication between involved persons and to ensure stable registration of data obtained from the mobile devices, both the smartwatch and the blood pressure monitor are connected to a personalized tablet via Bluetooth, while the tablet is connected to a central server either via WLAN or mobile data usage (SIM card) (Fig. 2). Using web-based access to the system, stroke pilot, primary care physician and other specialists are connected to the server and have access to the individual patient data. To ensure highest levels of data protection, patients will have the central role in granting access to individual data as they voluntarily initiate connections to other persons. Thereby, connections will follow an informed consent and will technically be realized by a (QR) code.

During the 1-year follow-up period, the combined digital-based support and personal assistance will be accompanied by quarterly arranged clinical visits performed by a study physician together with the stroke pilot (Fig. 3). Measurements for the clinical course and the psychometric testing are spaced at different intervals (Table 1). All data will be collected digitally as inputs are made entirely in the app- or web-based platform. For safety, clinical visits will also be used to check the correct usage of the mobile devices, and patients will be asked about any burden they have experienced from using the system. For this purpose, a 4-point scale was designed with the response opinions "no burden", "low burden", "relevant burden" and "severe burden". In the case of a "relevant burden," the patient will be asked to stop the study, whereas in the case of a "severe burden" participation of the patient will be terminated by study staff.

In case of restrictions for face-to-face contacts that may occur in the context of the SARS-CoV-2



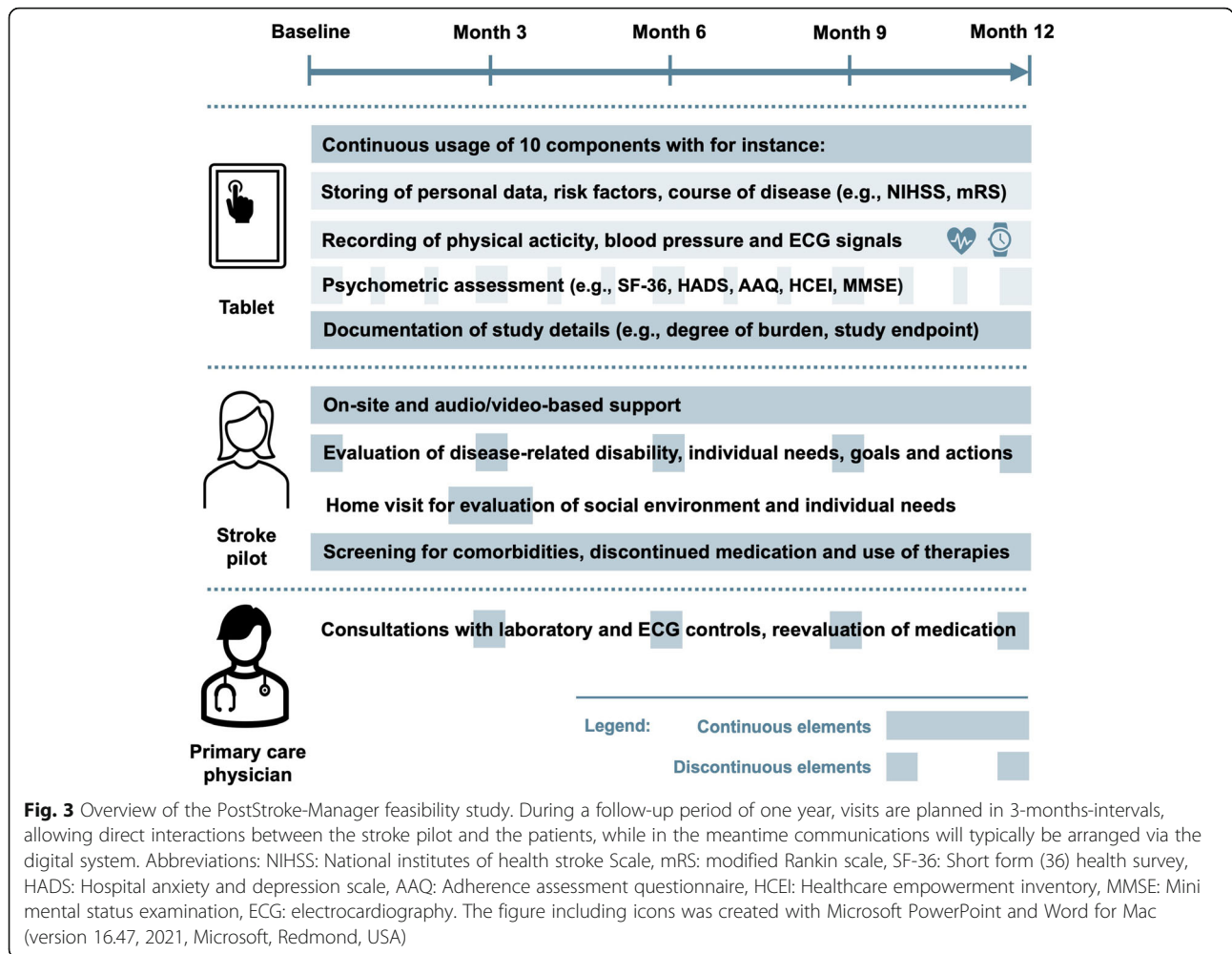
pandemic, critical visits are planned digitally. For this purpose, the communication platform is available for video-based interactions, while data collected with the tablet and mobile devices will generally be transferred to the server and thus become available without physical contacts.

### Outcome measures

The primary endpoint is feasibility of the PostStroke-Manager with digital and personal support in a typical outpatient setting, starting very early after the qualifying event and thus during hospital stay. To use patient-reported outcome measures for evaluation, a questionnaire was designed that covers individual benefits regarding the digital system on the whole and the personal assistance provided by the stroke pilot (two questions), the digital components of the system except for the psychometric assessment (9 questions) and the technical support (3 questions related to the FAQ database, the ticket system and the contact with the stroke pilot). Patients will answer these questions at the end of the follow-up period, using a 6-point scale with the following options: “Very high benefit”, “high benefit”, “sufficient benefit”, “some benefit”, “rare benefit” and “no benefit”. The PostStroke-Manager concept will be judged feasible when at least 50% of the above 14 questions are rated as positive by at least 75% of patients. Here, the criterion “positive” corresponds to the answers “very high benefit”, “high benefit”, “sufficient benefit”, and “some benefit”. Furthermore, patients will

be asked about their opinion regarding the assistance favored in the future, i.e., whether assistance should be provided by a digital system (app), or stroke pilots, or both (5-point scale: “surely pilots”, “rather pilots”, “both in a similar manner”, “rather app”, “surely app”).

Secondary endpoints include feasibility with regard to the three groups TIA, ischemic and hemorrhagic stroke. Furthermore, qualitative feedback from participating stroke pilots and primary care physicians on the feasibility of implementing the PostStroke-Manager concept will help to gain insight into the perspective of health care providers in addition to the patients’ perspective. Descriptive analyses are planned on secondary cerebrovascular events, the 1-year course of psychometric assessments (e.g., HADS, SF-36), laboratory, clinical variables and stroke-related impairments (NIHSS, mRS, BI) as well as blood pressure measurements, ECG signals, physical activity and medication adherence as recorded digitally by an automatically generated daily question and standardized questionnaires (AAQ, ABQ). Parameters will be evaluated in the overall sample as well as regarding the three groups of diagnoses. To consider economic aspects, days of hospitalization, details on rehabilitations and the frequency of medical services (e.g., physical therapies, consultations of the primary care physician) will be assessed. In addition to these analyses, technical problems will be recorded and signals originating from the activity tracker (including accelerometer and gyroscope) and



the blood pressure monitor will be used for biomedical interpretations.

**Sample size calculation**

Due to the observational nature of the study and the primary endpoint, as assessed by a questionnaire presented to all patients, typical sample size calculations focusing on group comparisons are not applicable. For secondary endpoints, such as feasibility regarding the three included diagnoses, an estimated sample size calculation was performed with an effect size ranging between of 0.35 and 0.65, an  $\alpha$ -error of 0.05 and a power (1- $\beta$ -error) of 0.85 using the statistical toolbox “G\*Power” (version 3.1.9.6 [39]);. This calculation revealed that statistically significant differences between the groups TIA, ischemic and hemorrhagic stroke, can be found when using a sample size of 30 patients each group, resulting in an overall sample size of 90 patients.

**Contacts**

This study is part of a joint project between the Department of Neurology and Innovation Center Computer Assisted Surgery (ICCAS), both affiliated with Leipzig University, Leipzig, Germany. The medical content of the study has been designed and will be conducted by the Department of Neurology at the University of Leipzig, while the technical environment has been implemented and will be managed by ICCAS. Within the study, contractual arrangements are used to implement collaboration with primary care physicians, including study- and patient-related communication and data entry into the system. Additional contractual arrangements will be used for the collaboration with rehabilitation facilities. The evaluation of the study will be performed by the PostStroke-Manager consortium.

**Perspective**

By combining a digital health care app that includes 10 components addressing the complex requirements in the

**Table 1** Overview of clinical and psychometric measurements

Abbreviation	Full name and reference	Timepoint
<i>Neurological deficits and functional impairment</i>		
NIHSS	National Institute of Health stroke scale [26]	Baseline, months 3, 6, 9 and 12
mRS	modified Rankin scale [27]	Baseline, months 3, 6, 9 and 12
BI	Barthel index [28]	Baseline, months 3, 6, 9 and 12
<i>Depression and anxiety symptoms</i>		
PHQ-9	Patient health questionnaire 9 items [29]	Every month
HADS	Hospital anxiety and depression scale [30]	Baseline, months 3, 6, 9 and 12
<i>Quality of life</i>		
EQ-5D	EuroQoL 5 dimensions [31]	Every month
SF-36	Short form (36) health survey [32]	Baseline, months 3, 6, 9 and 12
<i>Adherence</i>		
AAQ	Adherence assessment questionnaire [33]	Baseline, months 6 and 12
ABQ	Adherence barriers questionnaire [34]	Baseline, months 6 and 12
<i>Empowerment</i>		
HCEI	Healthcare empowerment inventory [35]	Baseline, months 3, 6, 9 and 12
<i>Neuropsychological and cognitive impairment</i>		
BT	Bells test [36]	Irregular
TMT	Trail making test [37]	Irregular
MMSE	Mini mental status examination [38]	Baseline, months 3, 6, 9 and 12

setting of post stroke management, and intensive personal assistance by specially trained stroke pilots, the PostStroke-Manager concept represents a novel approach for patient-centered care.

This comprehensive approach integrates new developments in the field of medical care, personal interactions, mobile devices, data handling, and protection, all applied in a typical outpatient setting. Although all mobile devices fulfill the standard of an already existing CE certification, their uncontrolled use together with a newly created app in an outpatient setting, which would directly impact on medical decisions, is excluded due to regulatory requirements. Therefore, this study aims to demonstrate feasibility of such an approach as a precondition for further developments. In this light, the primary endpoint was intentionally chosen to not include efficacy elements such as a reduction of secondary vascular events. Instead, patient-reported outcomes [40] are used to capture the patients' perspective on the combined digital and personal support. To obtain valid information on this topic, this study will include patients capable of using an app and mobile devices. In case of a positive evaluation of the PostStroke-Manager concept, efficacy and the usability by a broader spectrum of patients will need to be evaluated in a subsequent study. Methodologically, this approach will require the inclusion of a control group to allow comparison with usual care, a larger number of patients, with statistical power

calculations that can build on the present study, and a follow-up period of several years to allow realistic detection of secondary events. This subsequent study should also include a group of patients with limited ability to use mobile devices and must grant access to caregivers. This will help to provide insight into the extent to which family and caregiver support is needed in the use of digital technologies.

To address different needs and priorities that may arise in secondary stroke prevention with reference to the first cerebrovascular event, this feasibility study includes patients with ischemic stroke, TIA, and cerebral hemorrhage. For the planned secondary endpoints, this stratification may help to figure out which patients may experience the combined digital and personal support as most beneficial.

More generally, this study will provide information on the critical patient-centered perspective regarding digital-based supports, which will ultimately help to improve conceptual aspects of future digital applications. Further, this study will generate insights into the potential use of mobile devices and digital technology for remote care as an option that has recently gained importance to maintain stroke care in situations with limited face-to-face contacts [41, 42].

#### Abbreviations

AAQ: Adherence assessment questionnaire; ABQ: Adherence barriers questionnaire; App: Application; BI: Barthel index; BT: Bells test; DRKS: German

Register for Clinical Trials; ECG: electrocardiography; EQ-5D: EuroQoL 5 dimensions; FAQs: Frequently asked questions; HADS: Hospital anxiety and depression scale; HCEI: Healthcare empowerment inventory; ICCA S: Innovation Center Computer Assisted Surgery; MMSE: Mini mental status examination; mRS: modified Rankin scale; NIHSS: National institutes of health stroke Scale; PHQ: Patient health questionnaire 9 items; pre-mRS: modified Rankin scale before the event; QR: Quick response; SF36: Short form (36) health survey; TMT: Trail making test

### Acknowledgments

The authors thank Dr. Katrin Rothmaler, René Martin, Davide Iacovazzi, and Lars Kollmann (Institute for Applied Informatics, Leipzig, Germany) for their contribution to the PostStroke-Manager project in earlier stages. Further, Dr. Michael Brinkmeier and the team of the German Stroke Foundation (Gütersloh, Germany) are kindly acknowledged for providing valuable input as well as methodological and financial support in the training of stroke pilots. The authors further thank Prof. Peter Schlattmann (Institute of Medical Statistics, Computer Science and Data Sciences, University Hospital Jena, Jena, Germany) for assistance in sample size calculation.

### Authors' contributions

DM wrote the manuscript and created the figures with assistance from AP and JC. DM and JC managed regulatory affairs of the clinical study. TH, MS, JBT, and GI conceptualized the technical part of the study, while the medical aspects were conceptualized by DM, AP, JC, DU, DG, and SS with a neurological perspective as well as JG and SL with a primary care physician's perspective. DM, JC, and GI realized the overall acquisition of the PostStroke-Manager project. DM and AP managed the acquisition of mobile devices with assistance from TH, MS, and GI, who also enabled the server application. All authors are involved in basic conceptualizations and the development of the PostStroke-Manager concept, had full access to the manuscript and figures, and agreed with the submission for publication. The author(s) read and approved the final manuscript.

### Funding

This study is funded by the state government of Saxony (directive eHealthSax, grant no. 100334901, to DM, JC, and GI).

### Availability of data and materials

The dataset generated and analyzed during the study is not publicly available due to the included personal data of patients. For scientific analyses, pseudonymized and anonymized data will be used by the PostStroke-Manager consortium. Generally, data will be stored for at least 10 years. Anonymized data may also be used for meta-analyses upon reasonable request according to the recommendation of the International Committee of Medical Journal Editors (ICMJE).

### Declarations

#### Ethics approval and consent to participate

The presented study was approved by the local ethics committee at the Medical Faculty of the University of Leipzig (reference number: 504/20-ek). All participating patients will give informed consent by personal signature or verbally in the presence of a witness.

#### Consent for publication

Not applicable.

#### Competing interests

The authors declare that there are no competing interests.

#### Author details

<sup>1</sup>Department of Neurology, University of Leipzig, Liebigstr. 20, 04103 Leipzig, Germany. <sup>2</sup>Innovation Center Computer Assisted Surgery, University of Leipzig, Semmelweisstr. 14, 04103 Leipzig, Germany. <sup>3</sup>Department of Primary Care, University of Leipzig, Ph.-Rosenthal-Str. 55, 04103 Leipzig, Germany.

Received: 26 May 2021 Accepted: 8 June 2021

Published online: 09 September 2021

### References

- Hankey, G. J. (2017). Stroke. *Lancet*, 389(10069), 641–654. [https://doi.org/10.1016/S0140-6736\(16\)30962-X](https://doi.org/10.1016/S0140-6736(16)30962-X).
- Goyal, M., Menon, B. K., van Zwam, W. H., Dippel, D. W., Mitchell, P. J., Demchuk, A. M., ... HERMES collaborators. (2016). Endovascular thrombectomy after large-vessel ischaemic stroke: A meta-analysis of individual patient data from five randomised trials. *Lancet*, 387(10029), 1723–1731. [https://doi.org/10.1016/S0140-6736\(16\)00163-X](https://doi.org/10.1016/S0140-6736(16)00163-X).
- Hotter, B., Padberg, I., Liebenau, A., Knispel, P., Heel, S., Steube, D., ... Meisel, A. (2018). Identifying unmet needs in long-term stroke care using in-depth assessment and the post-Stroke checklist - the managing aftercare for Stroke (MAS-I) study. *Eur Stroke J*, 3(3), 237–245. <https://doi.org/10.1177/2396987318771174>.
- Wafa, H. A., Wolfe, C., Emmett, E., Roth, G. A., Johnson, C. O., & Wang, Y. (2020). Burden of Stroke in Europe: Thirty-year projections of incidence, prevalence, deaths, and disability-adjusted life years. *Stroke*, 51(8), 2418–2427. <https://doi.org/10.1161/STROKEAHA.120.029606>.
- Hartford, W., Lear, S., & Nimmon, L. (2019). Stroke survivors' experiences of team support along their recovery continuum. *BMC Health Serv Res*, 19(1), 723. <https://doi.org/10.1186/s12913-019-4533-z>.
- Lehnerer, S., Hotter, B., Padberg, I., Knispel, P., Remstedt, D., Liebenau, A., ... BSA Long Term Care Study Group (2019). Social work support and unmet social needs in life after stroke: A cross-sectional exploratory study. *BMC Neurol*, 19(1), 220. <https://doi.org/10.1186/s12883-019-1451-y>.
- Reeves, S., Pelone, F., Harrison, R., Goldman, J., & Zwarenstein, M. (2017). Interprofessional collaboration to improve professional practice and healthcare outcomes. *Cochrane Database Syst Rev*, 6(6), CD000072. <https://doi.org/10.1002/14651858.CD000072.pub3>.
- Amarenco, P., Lavallée, P. C., Monteiro Tavares, L., Labreuche, J., Albers, G. W., Abboud, H., ... TIARegistry.org Investigators (2018). Five-year risk of Stroke after TIA or minor ischemic Stroke. *New Engl J Med*, 378(23), 2182–2190. <https://doi.org/10.1056/NEJMoa1802712>.
- Esenwa, C., & Gutierrez, J. (2015). Secondary stroke prevention: Challenges and solutions. *Vasc Health Risk Manage*, 11, 437–450. <https://doi.org/10.2147/VHRM.S63791>.
- Broomfield, N. M., Quinn, T. J., Abdul-Rahim, A. H., Walters, M. R., & Evans, J. J. (2014). Depression and anxiety symptoms post-stroke/TIA: Prevalence and associations in cross-sectional data from a regional stroke registry. *BMC Neurology*, 14(1), 198. <https://doi.org/10.1186/s12883-014-0198-8>.
- Ögren, J., Irewall, A. L., Söderström, L., & Mooe, T. (2018). Long-term, telephone-based follow-up after stroke and TIA improves risk factors: 36-month results from the randomized controlled NAILED stroke risk factor trial. *BMC Neurology*, 18(1), 153. <https://doi.org/10.1186/s12883-018-1158-5>.
- Towfighi, A., Cheng, E. M., Ayala-Rivera, M., Barry, F., McCreath, H., Ganz, D. A., ... Secondary Stroke Prevention by Uniting Community and Chronic Care Model Teams Early to End Disparities (SUCCEED) Investigators (2021). Effect of a coordinated community and chronic care model team intervention vs usual care on systolic blood pressure in patients with Stroke or transient ischemic attack: The SUCCEED randomized clinical trial. *JAMA Network Open*, 4(2), e2036227. <https://doi.org/10.1001/jamanetworkopen.2020.36227>.
- Ahmadi, M., Laumeier, I., Ihl, T., Steinicke, M., Ferse, C., Endres, M., ... Audebert, H. J. (2020). A support programme for secondary prevention in patients with transient ischaemic attack and minor stroke (INSPIRE-TMS): An open-label, randomised controlled trial. *Lancet Neurol*, 19(1), 49–60. [https://doi.org/10.1016/S1474-4422\(19\)30369-2](https://doi.org/10.1016/S1474-4422(19)30369-2).
- Ihle-Hansen, H., Langhammer, B., Lydersen, S., Gunnes, M., Indredavik, B., & Askim, T. (2019). A physical activity intervention to prevent cognitive decline after stroke: Secondary results from the life after STroke study, an 18-month randomized controlled trial. *J Rehab Med*, 51(9), 646–651. <https://doi.org/10.2340/16501977-2588>.
- Kamoen, O., Maqueda, V., Yperzeele, L., Pottel, H., Cras, P., Vanhooren, G., & Vanacker, P. (2020). Stroke coach: A pilot study of a personal digital coaching program for patients after ischemic stroke. *Acta Neurologica Belgica*, 120(1), 91–97. <https://doi.org/10.1007/s13760-019-01218-z>.
- SANO – Strukturierte ambulante Nachsorge nach Schlaganfall. Online: <https://innovationsfonds.g-ba.de/projekte/neue-versorgungsformen/sa-no-strukturierte-ambulante-nachsorge-nach-schlaganfall.177> (Abfrage 19.04.2021)



17. Stroke OWL – Schlaganfall-Lotsen für Ostfalen-Lippe. Online: <https://stroke-owl.de/de/startseite/> (Abfrage 19.04.2021)
18. SOS-Care: Schlaganfallnachsorge. Online: <https://www.carusconsilium.de/de/projekte/telemedizin/sos-care> (Abfrage 19.04.2021)
19. Galle, G. & Brinkmeier, M. (2021) Mut zu echter Innovation: Die Einführung von Gesundheitslotsen in Deutschland. In: Scholz, S. & Engehausen, R. Innovationsfonds – Transfer in die Regelversorgung. Verlag MedHochZwei, 148–164.
20. Michelsen, T., Lins, C., Hein, A., & Lüpkes, C. (2020). Practical implementation of receiver-oriented encryption in STROKE OWL. *Studies in Health Technology and Informatics*, 270, 653–657. <https://doi.org/10.3233/SHTI200241>.
21. Rimmele, D. L., Schrage, T., Brettschneider, C., Engels, A., Gerloff, C., Härter, M., ... Thomalla, G. (2021). Rationale and design of an interventional study of cross-sectoral, coordinated treatment of stroke patients with patient-orientated outcome measurement (StroCare). *Neurol Res Pract*, 3(1), 7. <https://doi.org/10.1186/s42466-021-00107-2>.
22. Johnston, N., Bodegard, J., Jerström, S., Åkesson, J., Brorsson, H., Alfredsson, J., ... Varenhorst, C. (2016). Effects of interactive patient smartphone support app on drug adherence and lifestyle changes in myocardial infarction patients: A randomized study. *American Heart Journal*, 178, 85–94. <https://doi.org/10.1016/j.ahj.2016.05.005>.
23. Lunde, P., Nilsson, B. B., Bergland, A., Kværner, K. J., & Bye, A. (2018). The effectiveness of smartphone apps for lifestyle improvement in noncommunicable diseases: Systematic review and meta-analyses. *Journal of Medical Internet Research*, 20(5), e162. <https://doi.org/10.2196/jmir.9751>.
24. Antonenko, K., Paciaroni, M., Sokolova, L., & Pezzella, F. R. (2021). Digital health in stroke medicine: What are the opportunities for stroke patients? *Current Opinion in Neurology*, 34(1), 27–37. <https://doi.org/10.1097/WCO.0000000000000891>.
25. Sacco, R. L., Kasner, S. E., Broderick, J. P., Caplan, L. R., Connors, J. J., Culebras, A., ... Council on Cardiovascular Surgery and Anesthesia, Council on Cardiovascular Radiology and Intervention, Council on Cardiovascular and Stroke Nursing; Council on Epidemiology and Prevention, Council on Peripheral Vascular Disease; Council on Nutrition, Physical Activity and Metabolism (2013). An updated definition of stroke for the 21st century: A statement for healthcare professionals from the American Heart Association/American Stroke Association. *Stroke*, 44(7), 2064–2089. <https://doi.org/10.1161/STR.0b013e318296aeca>.
26. National Institute of Health. National Institute of Neurological Disorders and Stroke. Online: [https://www.stroke.nih.gov/documents/NIH\\_Stroke\\_Scale\\_508C.pdf](https://www.stroke.nih.gov/documents/NIH_Stroke_Scale_508C.pdf) (Abruf 18.04.2021)
27. van Swieten, J. C., Koudstaal, P. J., Visser, M. C., Schouten, H. J., & van Gijn, J. (1988). Interobserver agreement for the assessment of handicap in stroke patients. *Stroke*, 19(5), 604–607. <https://doi.org/10.1161/01.str.19.5.604>.
28. Mahoney, F. I., & Barthel, D. W. (1965). Functional evaluation: The Barthel index. *Md State Med J*, 14, 61–65.
29. Kroenke, K., Spitzer, R. L., & Williams, J. B. (2001). The PHQ-9: Validity of a brief depression severity measure. *J Gen Intern Med*, 16(9), 606–613. <https://doi.org/10.1046/j.1525-1497.2001.016009606.x>.
30. Zigmond, A. S., & Snaith, R. P. (1983). The hospital anxiety and depression scale. *Acta Psychiatrica Scandinavica*, 67(6), 361–370. <https://doi.org/10.1111/j.1600-0447.1983.tb09716.x>.
31. Rabin, R., & de Charro, F. (2001). EQ-5D: A measure of health status from the EuroQol group. *Ann Med*, 33(5), 337–343. <https://doi.org/10.3109/07853890109002087>.
32. Ware Jr, J. E., & Sherbourne, C. D. (1992). The MOS 36-item short-form health survey (SF-36). I. Conceptual framework and item selection. *Med Care*, 30(6), 473–483.
33. Müller, S., Gorasso, V., Black, K. M., Murnane, K., & Wilke, T. (2018). PRM208 - validation of the English version of the adherence assessment questionnaire (AAQ). *Value Health*, 21, S392. <https://doi.org/10.1016/j.jval.2018.09.2326>.
34. Müller, S., Kohlmann, T., & Wilke, T. (2015). Validation of the adherence barriers questionnaire - an instrument for identifying potential risk factors associated with medication-related non-adherence. *BMC Health Services Research*, 15(1), 153. <https://doi.org/10.1186/s12913-015-0809-0>.
35. Johnson, M.O., Rose, C.D., Dilworth, S.E., & Neilands, T.B. (2012). Advances in the conceptualization and measurement of health care empowerment: Development and validation of the health care empowerment inventory. *PloS One*, 7(9), e45692. Doi: 0.1371/journal.pone.0045692.
36. Gauthier, L., Dehaut, F., & Joanette, Y. (1989). The bells test: A quantitative and qualitative test for visual neglect. *Int J Clin Neuropsychol*, 11(2), 49–54.
37. Tombaugh, T. N. (2004). Trail making test a and B: Normative data stratified by age and education. *Arch Clin Neuropsychol*, 19(2), 203–214. [https://doi.org/10.1016/S0887-6177\(03\)00039-8](https://doi.org/10.1016/S0887-6177(03)00039-8).
38. Folstein, M. F., Folstein, S. E., & McHugh, P. R. (1975). "mini-mental state". A practical method for grading the cognitive state of patients for the clinician. *J Psychiatr Res*, 12(3), 189–198. [https://doi.org/10.1016/0022-3956\(75\)90026-6](https://doi.org/10.1016/0022-3956(75)90026-6).
39. Faul, F., Erdfelder, E., Buchner, A., & Lang, A. G. (2009). Statistical power analyses using G\*power 3.1: Tests for correlation and regression analyses. *Behavior Research Methods*, 41(4), 1149–1160. <https://doi.org/10.3758/BRM.41.4.1149>.
40. Price-Haywood, E. G., Harden-Barrios, J., Carr, C., Reddy, L., Bazzano, L. A., & van Driel, M. L. (2019). Patient-reported outcomes in stroke clinical trials 2002–2016: A systematic review. *Quality of Life Research*, 28(5), 1119–1128. <https://doi.org/10.1007/s11136-018-2053-7>.
41. Aguiar de Sousa, D., van der Worp, H. B., Caso, V., Cordonnier, C., Strbian, D., Ntaios, G., ... European Stroke Organisation. Maintaining stroke care in Europe during the COVID-19 pandemic (2020). Results from an international survey of stroke professionals and practice recommendations from the European Stroke organisation. *European Stroke Journal*, 5(3), 230–236. <https://doi.org/10.1177/2396987320933746>.
42. Iodice, F., Romoli, M., Giometto, B., Clerico, M., Tedeschi, G., Bonavita, S., ... Digital Technologies, Web and Social Media Study Group of the Italian Society of Neurology (2021). Stroke and digital technology: A wake-up call from COVID-19 pandemic. *Neurol Sci*, 42(3), 805–809. <https://doi.org/10.1007/s10072-020-04993-3>.

## Publisher's Note

Springer Nature remains neutral with regard to jurisdictional claims in published maps and institutional affiliations.

**Ready to submit your research? Choose BMC and benefit from:**

- fast, convenient online submission
- thorough peer review by experienced researchers in your field
- rapid publication on acceptance
- support for research data, including large and complex data types
- gold Open Access which fosters wider collaboration and increased citations
- maximum visibility for your research: over 100M website views per year

**At BMC, research is always in progress.**

Learn more [biomedcentral.com/submissions](https://biomedcentral.com/submissions)

