








<https://doi.org/10.1038/s42003-021-02614-z>

OPEN

Author Correction: Inhibition of a nutritional endosymbiont by glyphosate abolishes mutualistic benefit on cuticle synthesis in *Oryzaephilus surinamensis*

Julian Simon Thilo Kiefer , Suvdanselengee Batsukh, Eugen Bauer, Bin Hirota, Benjamin Weiss , Jürgen C. Wierz , Takema Fukatsu , Martin Kaltenpoth  & Tobias Engl

Correction to: *Communications Biology* <https://doi.org/10.1038/s42003-021-02057-6>, published online 11 May 2021.

The original version of the Article included an error in reporting the glyphosate concentration used in previous work. The “Glyphosate and aromatic amino acid supplementation” section of the methods incorrectly stated a previously reported value of 250 mg glyphosate applied per 48L of soil⁹⁰ as 250 g glyphosate per 48L of soil, leading to the overestimation of the concentration as 0.4% instead of the correct 0.0004%. This sentence should read “Helander et al. report 250 mg per 48 L of soil to be equivalent to the maximum recommended amount of glyphosate for agronomical applications which translates to 0.0004% based on a fertile soil density of 1.3 g/cm³⁹⁰.” This has been corrected in both the PDF and HTML versions of the Article.

Published online: 09 September 2021

Reference

90. Helander, M., Pauna, A., Saikkonen, K. & Saloniemi, I. Glyphosate residues in soil affect crop plant germination and growth. *Sci. Rep.* **9**, 19653 (2019).



Open Access This article is licensed under a Creative Commons Attribution 4.0 International License, which permits use, sharing, adaptation, distribution and reproduction in any medium or format, as long as you give appropriate credit to the original author(s) and the source, provide a link to the Creative Commons license, and indicate if changes were made. The images or other third party material in this article are included in the article's Creative Commons license, unless indicated otherwise in a credit line to the material. If material is not included in the article's Creative Commons license and your intended use is not permitted by statutory regulation or exceeds the permitted use, you will need to obtain permission directly from the copyright holder. To view a copy of this license, visit <http://creativecommons.org/licenses/by/4.0/>.

© The Author(s) 2021