



# Impacts of and adaptation to climate change on the oil palm in Malaysia: a systematic review

Ahmed Abubakar<sup>1</sup> · Mohd Yusoff Ishak<sup>1</sup> · Abdullah Ahmad Makmom<sup>1</sup>

Received: 18 September 2020 / Accepted: 5 August 2021 / Published online: 16 August 2021  
© The Author(s) 2021

## Abstract

The interaction and the interplay of climate change with oil palm production in the Southeast Asia region are of serious concern. This particularly applies in Malaysia due to its rank as the second largest palm oil producer in the world. The anthropogenic activities and the agroecological practices in oil palm plantation, including excessive use of fertilisers, bush fire due to land clearing, and cultivation on peatland, have exacerbated the effects of climate change featuring extreme events, drought, flooding, heatwave, as well as infestation of pest and diseases. These adverse impacts on oil palm production highlight the significance of deploying effective adaptation strategies. The study aims to examine the impact of climate change on oil palm production and identify the farmers' adaptation strategies to the impacts of climate change in Malaysia. This study was conducted a comprehensive review of the articles published from 2000 to 2021 in the contexts of climate change and oil palm production in Malaysia. The review shows that climate change has a range of impacts on the oil palm production in Malaysia. As a result, several adaptation options were identified, such as breeding of hybrid varieties that are tolerant and resistant to heat; sustainable management of soil; pit and tranches to enhance water management in plantation areas; minimal use of fertilisers, herbicides, and pesticides; zero burning; and minimum tillage. The reviewed studies recommended the following to mitigate the adverse impacts of climate change: sustainable national policy on climate change, conservation of the existing carbon stock, effective management of tropical rainforest biodiversity, afforestation for carbon sequestration, and reduction in greenhouse gas (GHG) emission.

**Keywords** Extreme event · Temperature · Rainfall · Variability · Oil palm · Malaysia

## Introduction

Weather denotes the present condition of the atmosphere, whereas climate reflects the average weather condition of a geographical location for over 35 years (Kevin et al. 2000). Climate change is a change in the state of the climate identified (e.g. using statistical tests) through changes in the mean

and/or the variability of its properties that persists for an extended period, typically decades or longer (Intergovernmental Panel on Climate Change [IPCC] 2007). As a global challenge to the economy especially sectors that highly rely on climate (e.g., agriculture) (Vaghefi et al. 2016), climate change is strongly linked with agriculture and food production (Zimmermann et al. 2018).

The rapid expansion and conversion of tropical rainforests to oil palm plantation have manifested in low-cost oil palm production from land preparation to harvesting, thus making the crop a profitable commodity with high turnover and economically viable (Paterson and Lima 2018). The palm oil business attracts investments worth over USD 50 billion annually (Murphy 2014; Paterson and Lima 2018). Crude palm oil (CPO) is processed and used for various purposes, ranging from production of chemicals, detergents, and biodiesels (Kamil and Omar 2017; Rival 2017; Paterson and Lima 2018; Zahan and Kano 2018). However, there has been no consensus from the scientific debates pertaining to the impacts

---

Responsible Editor: Philippe Garrigues

✉ Ahmed Abubakar  
abubakar8550483@gmail.com

Mohd Yusoff Ishak  
m\_yusoff@upm.edu.my

Abdullah Ahmad Makmom  
amakmom@upm.edu.my; amakmom@gmail.com

<sup>1</sup> Faculty of Forestry and Environment, Universiti Putra Malaysia, UPM, 43400 Serdang Selangor, Malaysia

of oil palm expansion (Tang and Al Qahtani 2020). According to some quarters, oil palm expansion alleviates the impacts of climate change by providing biofuel as an alternative energy, apart from contributing to Gross Domestic Production (GDP) and local livelihood (Basiron 2007). On the other hand, some are concerned about environmental degradation and destruction of natural forest, claiming no any other human activity that destroys the natural system of the earth than agriculture (Foley et al. 2005; Barcelos et al. 2015; Obidzinski et al. 2012; Devendra 2012).

The climate in Malaysia is characterised by the changing pattern of rainfall in duration and intensity (Tangang et al. 2012; Tangang et al. 2017; Tangang et al. 2018; Tang 2019). Higher rainfall variability was recorded since the last two decades (Tang 2019). The increasing number of hot years clearly signifies a change in the climate (Tangang et al. 2012; Shahid et al. 2017). Glacier, ice sheets, and frozen grounds appear to be melting at an alarming rate, along with the thermal expansion of the ocean (IPCC 2007; Pachauri and Reisinger 2007; Abdul Rahman 2018). These have led to the combined effects of rising ocean level, waves, and tides (Tangang et al. 2012; Cazenave and Cozannet 2014). Malaysia was worst hit by flood during 1997–1998 and 2006–2007, which was devastating as these adversities culminated many lives and properties (Al-Amin et al. 2011).

Therefore, addressing the impacts of climate change on oil palm production and productivity demands the development of sound adaptation strategies (Tang and Al Qahtani 2020; Ahmed et al. 2021). These policies should have focus and direction based on the changes, as well as anticipations brought about by new policies, market preferences, and unexpected changes in weather conditions that occur regularly (Suresh 2013). The adaptation process should, however, either be reactive in response to the current climatic challenges or be anticipatory through standby or deployed before the unexpected occurs (Füssel 2007; Holman et al. 2019; Rahman and Hickey 2019). These may be achieved through debated policies decisions and engagement of stakeholders (Nguyen Long et al. 2019). The adaptation process should weigh in current and future technological changes, land tenure systems, food scarcity, and sustainable ecosystem management (Thornton et al. 2018; Sarkar et al. 2020). Both the nature and the degree of adaptation relies on the knowledge of the present and future climate (Gornall et al. 2010; Arbuckle et al. 2015). The correlation of climates in the next decades, and the adaptive capacity of farmers are integral for adaptation to climate change, particularly in the Southeast Asia region where fluctuation and variability are highly expected (Ernawati Hamdan et al. 2013; Tang 2019). Some successful adaptation strategies implemented in the oil palm sector are listed as follows: silt pit tranches for water conservation, soil and land management, carbon sequestration, zero burning, minimum chemical inputs to mitigate GHGs emission, enhanced water management in

the plantation, reduction in the number of oil palm fronds (OPFs), intercropping cropping, diversification, use of improved variety and sustainable pest, as well as effective management of diseases (Murtillaksono et al. 2011; Bohluli et al. 2014; Nabara and Man 2018; Sarkar et al. 2020; Ahmed et al. 2021). These may be influenced and changed if the current climate trends continue, mostly depending on the climate change scenarios, agroecological practices, and geographical location (Suresh 2013; Darras et al. 2019; Sarkar et al. 2020).

The objective of this study is to examine the impact of climate change on oil palm with reference to temperature, rainfall, and extreme weather events (El Niño, La Niña, drought and flooding), and identify the farmers' adaptation strategies to the impacts of climate change in Malaysia. Studies on oil palm and climate change in Malaysia have mostly assessed socioeconomic impacts of climate change (Al-Amin et al. 2011; Liew et al. 2014; Shanmuganathan et al. 2014; Sani et al. 2014; Zimmermann et al. 2018; Tang 2019; Sarkar et al. 2020), biodiversity and environmental sustainability (Weng 2005; Fitzherbert et al. 2008; Siwar et al. 2009; Zulkifli et al. 2010, 2017; Dayang Norwana et al. 2011; Fold and Whitfield 2012; Lane 2012; Murphy 2014; Savilaakso et al. 2014; Barcelos et al. 2015; Pirker et al. 2016; Varsha et al. 2016; Tang and Al Qahtani 2020), oil palm diseases (Paterson et al. 2013; Paterson and Lima 2018; Paterson 2019), effects of edaphic factors on oil palm production (Weng 2005; Khalid and Tarmizi 2008; Bakar et al. 2011; Mohsen et al. 2014; Behera et al. 2016; Afandi et al. 2017), and oil palm adaptation strategies to climate change (Alam et al. 2013; Hamdan et al. 2013; Bessou et al. 2017; Nabara and Man 2018; Man et al. 2019; Hosen et al. 2020). Despite being the largest agricultural contributor to Malaysia's economy, oil palm recorded fewer studies than paddy rice (Tang 2019).

This study, hence, accentuates the current trends and projections of climate change on oil palm cultivation in Malaysia and provides a strategic overview of its impacts, adaptation and mitigation. It is important to understand the past climate in order to adjust the present and plan for the future. Therefore, this study provides useful information for policymakers in the oil palm sector in Malaysia and enables formulation of sustainable policies to determine the best adaptation and mitigation measures. Meanwhile, the study contributes to the understanding of the impacts of climate change and adaptation on oil palm production and filled the existing gaps identified in the literature.

The study involved systematic literature review. Articles related to this study were retrieved from reputable databases, such as Scopus, Elsevier, ProQuest, ResearchGate, and Google Scholar. The documents were accumulated from search engines using relevant search terms, including "climate change", "oil palm", "climate change and oil palm", "oil palm and extreme events", and "oil palm adaptation". The abstract

of the retrieved documents was extensively reviewed for categorisation into a range of themes and associations. At this stage, duplicate documents were discarded, thus leaving only the relevant original documents for further review. Articles written other than the English language and published before year 2000 were excluded. Articles reviewed in this study were selected as indicated in their title or abstract pertaining to adapting and mitigating both direct and indirect impacts of climate change. Besides, full-text review and assessment of documents that report adaptation and adaptive capacity were included as well. On top of that, articles that reported challenges faced due to changing climate, perceived impacts of extreme events on oil palm, temperature, and rainfall variability, resilience to climate change, as well as vulnerability and projection of future climate, were incorporated.

### Oil palm agronomy and brief history

A member of the *Palmea* family (*Elaeis guineensis*), the oil palm contains single seed or monocotyledon and fibrous roots system spreading downward in search of nutrients, and for single trunk erection (Corley and Tinker 2015; Ekenta et al. 2017). The crown of oil palm consists of 25–40 matured fronds (Ekenta et al. 2017). The native of West and Central Africa was imported to Malaysia by the British colonial in 1800s, wherein the first commercial oil palm plantation was established in Selangor in the year 1917 (Zulkifli et al. 2010; Zaki and Rahim 2019). A palm oil tree grows to about 10 m tall and has a life span of 25–30 years prior to replanting (Corley and Tinker 2003). Oil palm harvest, known as fresh fruit bunch (FFB), is composed of mainly oil (25%), kernel/seed (5%), mesocarp fibre (13%), shell (7%), and empty fruit bunch (EFB) (23%) (Corley and Tinker 2003; Zulkifli et al. 2010). Oil palm trees are planted in polyethylene bags (15 × 23 cm) with protective cover for 3–4 months after germination (Corley and Tinker 2003; Zulkifli et al. 2010).

### Oil palm plantation

Large-scale oil palm plantation demands mechanical means of land clearing and preparation due to massive area coverage (Mutsaers 2019). The use of heavy machines destroys not only the soil structure and texture, but also the cation exchange capacity, which exposes soil to the direct impacts of sunlight (Corley and Tinker 2003). Land clearing via bush burning releases CO<sub>2</sub> that destroys macro and microorganisms in the soil, which facilitate in decaying and decomposition of organic matter, aeration, and pollination (Dislich et al. 2017). These combined effects of mechanical land clearing and fire lead to hardening and compaction of soil that destroy essential nutrient elements, render them unavailable for plant use, and degrade ground vegetation—ultimately changing the characteristics of the entire ecosystem (Dislich et al. 2017). Several

laws have been enacted against land clearing using fire, example, National Forestry Act 1984 (amended 1993) (Abdullah 2002; Diemont et al. 2002). Despite that, bush burning remains a common land clearing practice among oil palm producers in Malaysia (Seng 2017). Oil palm demands less application of fertiliser than paddy rice, cotton and wheat (Behera et al. 2016; Ahmed et al. 2021). The heavy feeder nature of the oil palm requires optimum and balance application of fertiliser to supplement lost soil nutrients for maximum yield (Behera et al. 2016). Oil palm is the most economically efficient oil crop at the global level, simple to establish, low production cost, and high yield turnover (Basiron and Weng 2004; Dislich et al. 2017; Paterson and Lima 2018; Kushairi et al., 2018).

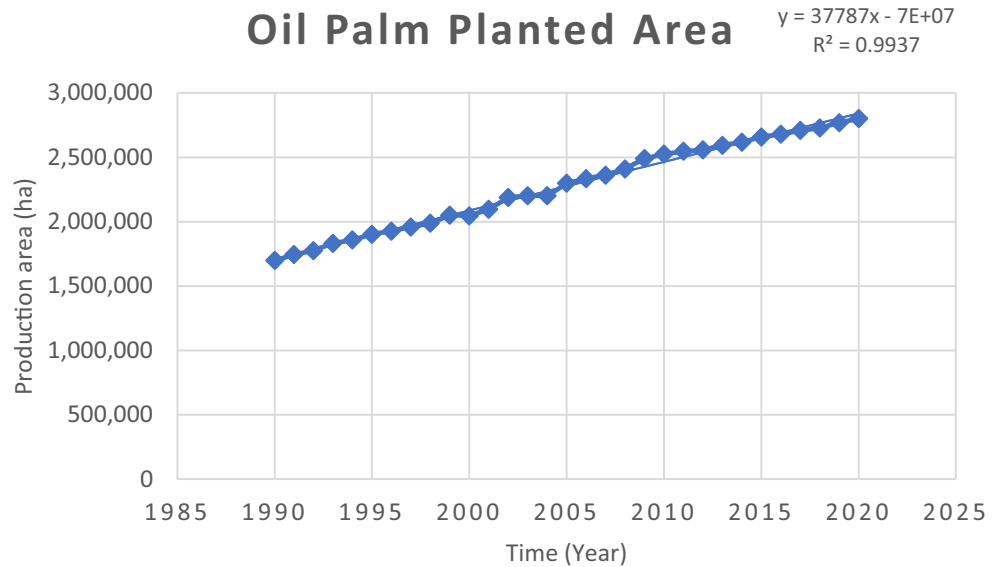
### Oil palm production

Oil palm production in Malaysia involves large-scale and smallholder plantations (Ahmed et al. 2021). Large-scale plantation is defined by its area extent of 3000–20000 ha (Sheil et al. 2009). In total, 423 functional palm oil processing factories are established in Malaysia (Chiew and Shimada 2013). The expansion of oil palm plantation and setting up of large processing companies maximise profit at low cost and minimal labour (Herdiansyah et al. 2020). These companies are more concerned about high yielding and early maturing oil palm variety seeds (Durand-Gasselien and Cochard 2005). Meanwhile, smallholders do not have adequate capital to access high yielding variety seeds and might not be able to differentiate local seeds from the improved variety (Zen et al. 2006).

### Oil palm–planted area

The cultivation of oil palm is spread across lowland of the tropics (18.1 million hectares across 43 countries) (Dislich et al. 2017). Indonesia is the largest oil palm producer accounting for 7.1 million ha, while Malaysia at 5.9 million ha (Dislich et al. 2017; MPOB 2020). Notably, both these countries contribute to 85% of worldwide CPO production (Wahid et al. 2006; Dislich et al. 2017). As a result of the agricultural transformation policy in Malaysia, more land was converted from rubber to oil palm during the 1960s and 1970s, resulting in a significant increase in the oil palm planted area (McCarthy and Cramb 2009; Nambiappan et al. 2018; Shevade and Loboda 2019). In recent years, most of the expansion took place in Sabah and Sarawak due to declining availability of suitable land in Peninsular Malaysia (Nambiappan et al. 2018; Shevade and Loboda 2019). In 2016, about 47% of the planted area is in Peninsular Malaysia, 27% in Sabah and 26% in Sarawak (Nambiappan et al. 2018). Overall, in Malaysia the trend of oil palm planted area is on increase (MPOB 2020) (Figs 1–5).

**Fig. 1** Trend of oil palm planted area in Malaysia 1990–2020 MPOB (2020)



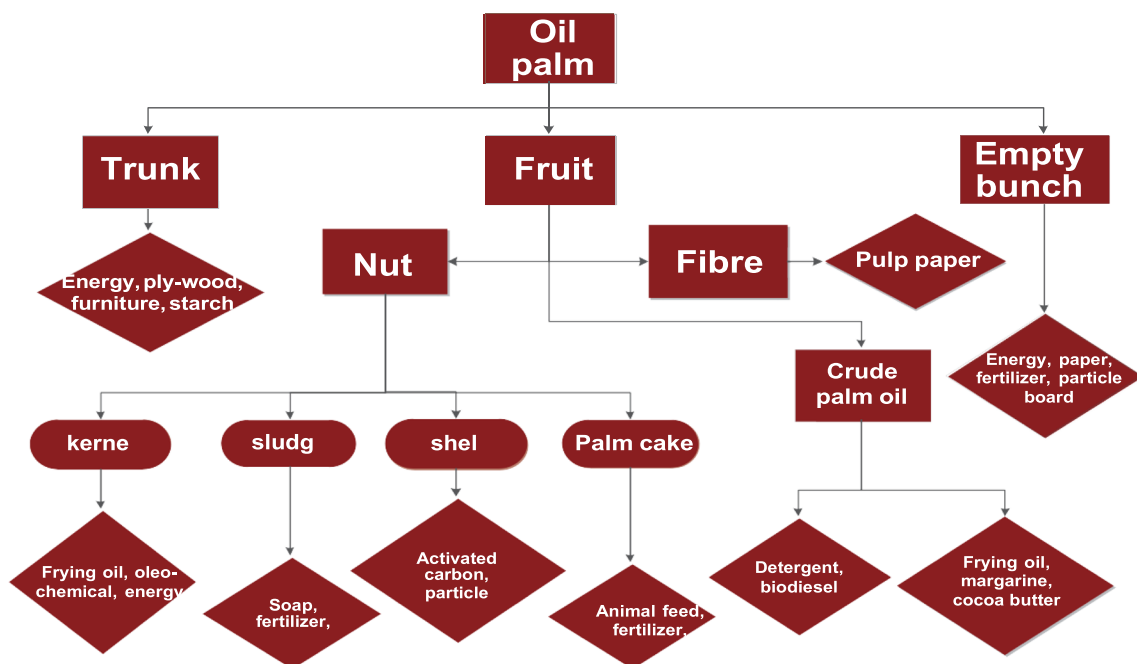
### Fresh fruit bunch production

In 1990, the average FFB yield was 18.53 tonnes per hectare, ranging from 17.83 tonnes to as high as 20.26 tonnes per hectare (MPOB 2020). The average FFB yields recorded in 2014 was 18.65 tonnes whereas in 2019, average yields recorded was at 17.19 tonnes per hectare in Malaysia (MPOB 2020). Malaysia has seen a significant variation in yearly yields, with marked interannual rises and drops over the last 30 years (1990-2020) (MPOB 2020; MPOC 2020). The high to optimum FFB yields are obtained under ideal climatic conditions, with at least 2000–3000 mm of rainfall distributed

evenly throughout the year and there should be more than 200 rainy/days/year (Chantaraniyom 2007; Carr 2011; Unjan et al. 2017; Oettli et al. 2018). The relative humidity should be between 75 and 80%, average temperature of 25°C, and more than 5.5 h of sunlight per day (Chantaraniyom 2007; Carr 2011; Eksomtramage 2011; Unjan et al. 2017; Oettli et al. 2018).

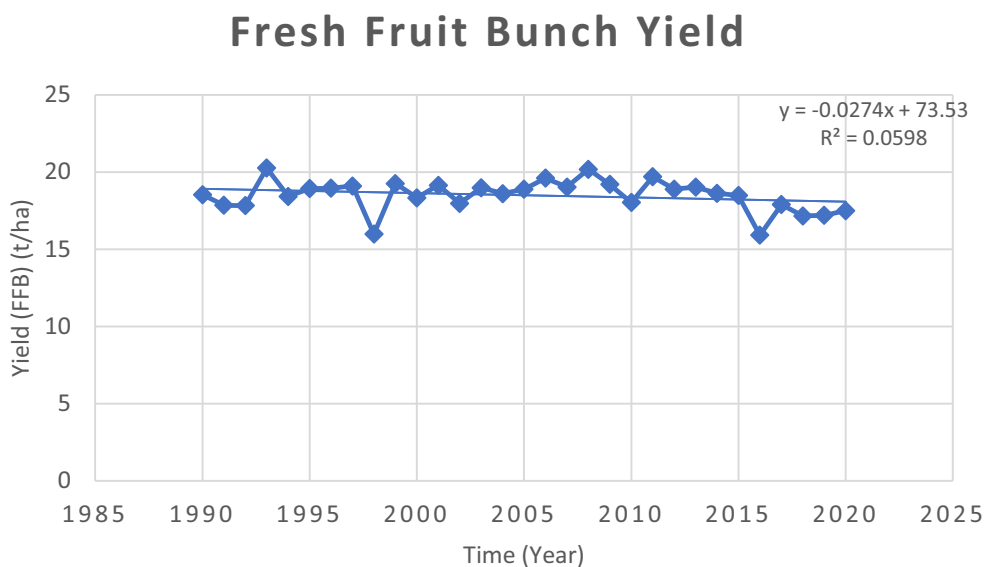
### Oil palm value chain

Some of the by-products (e.g. mill effluent and EFB) are returned to the soil for mulching and enhancing soil fertility



**Fig. 2** Trend of fresh fruit bunches (FFB) yield in Malaysia 1990–2020 MPOB (2020)

**Fig. 3** Oil palm product value chain. Source: Ministry of Food and Agriculture (2010)

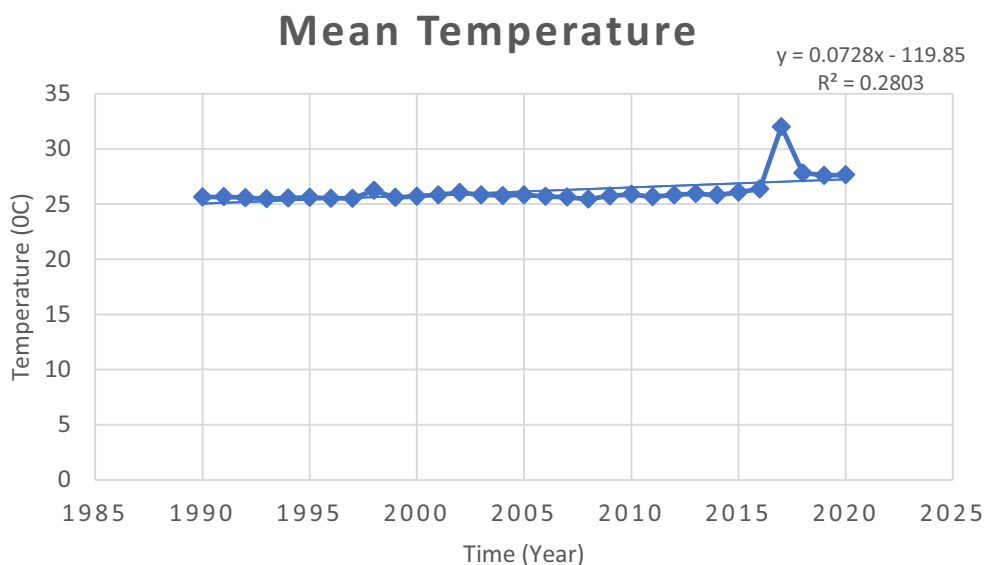


(Ahmed et al. 2021). Shell is spread in rows within the plantation and also used in building and construction (The Star 2010; Ahmed et al. 2021). Fibre and palm kernel shell provide energy to the palm oil processing mills (Yusoff 2006). The trunk is modified through industrial processes to produce furniture (Simorangkir 2007; Sheil et al. 2009). Other products derived from oil palm are paper, fibre board, cosmetics, plywood, domestic cooking oil, and animal feed. (Wahid et al. 2006; Paterson et al. 2017; Paterson 2020a). Industrial recycling of palm oil by-products reduces wastage and environmental degradation, creates employment, improves the purchasing power of the producers, and significantly contributes to the GDP of Malaysia (Shamsuddin et al. 2021).

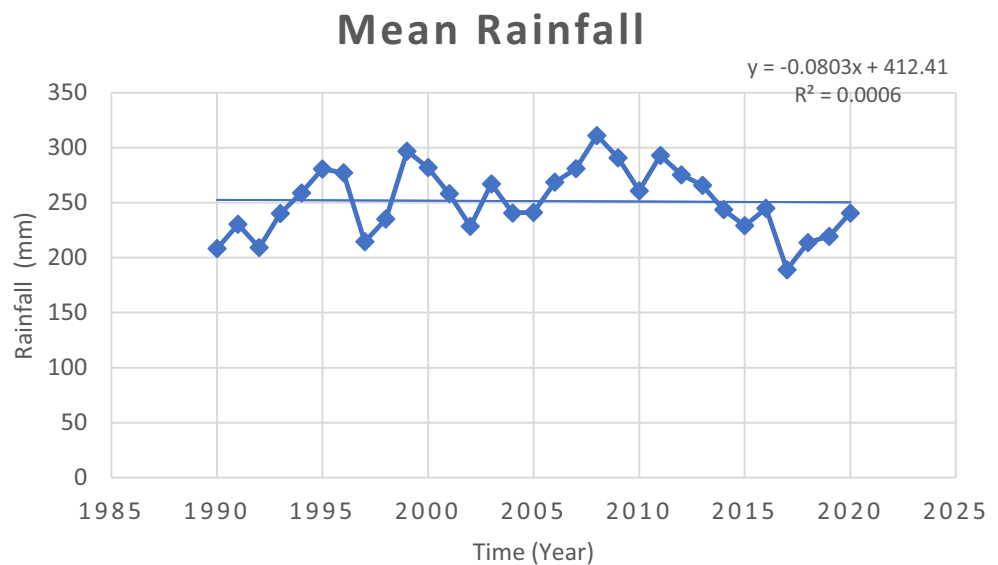
**Palm oil exports**

Palm oil and kernel are the two major commodities extracted from oil palm for export (MPOB 2011). Approximately half of the world demand for palm oil products supplied by Malaysian exports (Sumathi et al. 2008). In 2009, a rise of 2.8% in the exports of oil palm products including palm oil, palm kernel oil, palm kernel cake, oleo-chemicals, biodiesel, and finished products was recorded (MPOB 2011). Malaysian exports of palm oil are more than 17 million metric tonnes annually (MPOC 2021). Data from 2020 shows that Malaysia exported 12.95 million metric tonnes of processed palm oil (PPO) and 4.42 million metric tonnes of CPO for that year

**Fig. 4** Trend of mean temperature in Malaysia 1990–2020. Source: World Bank Climate Knowledge Portal, 2021



**Fig. 5** Trend of mean rainfall in Malaysia 1990–2020. Source: World Bank Climate Knowledge Portal, 2021



(MPOC 2021). Exports of CPO is projected to rise in 2021 to about 5.5 million metric tonnes, which would be an increase of 24.4% year to year from 2020; this is due to CPO from Malaysia becoming more competitive in prices as the government of Indonesia has revised its export duty policy (MPOC 2021). The CPO production in Malaysia is also projected to rise to 19.6 million metric tonnes in 2021 from 19.14 million metric tonnes in 2020, which is a moderate increase (MPOC 2021). In 2020, the major oil palm export destinations from Malaysia were China (2,730.66 metric tonnes), India (2,726.66 metric tonnes), the Netherlands (1,072.95 metric tonnes), Pakistan (1,003.72 metric tonnes), the Philippines (693.03 metric tonnes), Turkey (615.87 metric tonnes), the USA (540.35 metric tonnes), Kenya (520.76 metric tonnes), South Korea (453.76 metric tonnes), and Italy (439.05 metric tonnes) (Statista 2021) (Tables 1–7).

## Climate change and extreme weather events

### Temperature

The last century witnessed the rise in the global average temperature by 0.3–0.6°C (Tangang et al. 2007). In fact, the warming trends have continued rising by 0.15°C per decade since 1970 (Feidas et al. 2004; Quadir et al. 2004; Tangang et al. 2007). The annual variation of mean temperature from 1980 to 2002 was 0.5–2.0°C (Ariffin et al. 2003). The lowest recorded value was obtained in December–January during the northeast monsoon (Information Bulletin 2017), whereas the maximum temperature was recorded in Kota Bharu with the mean temperature of 28°C (Tangang et al. 2007). Records obtained from 23 meteorological stations in Malaysia signified an increase in daily mean average temperature above

28°C and a greater number of hotter days (Tangang et al. 2017; Tang 2019). Most of the meteorological stations revealed positive trends of extreme temperature beyond mean annual average of 26–28°C (Hanim et al. 2015; Ministry of Energy, Science, Technology, Environment and Climate Change [MESTECC] 2018).

Temperature projections for Sabah and Sarawak using Regional Hydroclimate Model for Sabah and Sarawak (RegHCM-SS) predicted rise in average annual temperature by 1.5°C and 3.7°C for 2040–2050 and 2090–2100, respectively (Shaaban 2013). In particular, Sarawak was projected to record mean annual temperature of 1.23°C and 3.10°C for 2040–2050 and 2090–2100, respectively (Shaaban 2013). Based on the General Circulation Model from 1961 to 1999, the rising temperatures could range at 1.0–3.5°C and 1.1–3.6°C until year 2095 for Malaysia Borneo and Peninsular Malaysia, respectively (Malaysian Meteorological Department 2009). Warmer days are predicted to increase by 28–75% and warmer nights by 46–95% by 2100 (Kwan et al. 2011). Although Peninsular Malaysia seemed to likely less suffer from warming (Kwan et al. 2011; Abdul Rahman 2018; Tang 2019). Similarly, temperature change patterns indicate a nationwide warming over Malaysia (Tangang et al. 2012; Abdul Rahman 2018). Malaysia is expected to become hotter by 2050, with temperatures rising by up to 1.5°C (Abdul Rahman 2018). The projected temperature rises by the end of the twenty-first century in Malaysia ranges from 2.5–3.9°C, 2.7–4.2°C, and 1.7–3.1°C, respectively (Loh et al. 2016).

### Sea level rise

Global warming and melting ice have led to rising ocean sea level, apart from exacerbating the impact of coastal inundation

**Table 1** Exports of all palm products in Malaysia

Product	Unit	Jan–Dec 2020	Jan–Dec 2019	Change (Mt)	Change (%)
CPO	MT	4,423,694	3,827,915	595,779	15.56
	RM Million	12,101.53	8,019.42	4082.11	50.90
PPO	MT	12,945,171	14,643,150	(1,697,979)	(11.60)
	RM Million	36,792.80	33,628.59	3164.21	9.41
Palm oil	MT	17,368,865	18,471,065	(1,102,200)	(5.97)
	RM Million	48,894.33	41,648.01	7246.32	17.40
CPKO	MT	416,836	334,179	82,657	24.73
	RM Million	1390.84	855.59	535.25	62.56
PPKO	MT	802,856	752,075	50,781	6.75
	RM Million	3051.23	2710.61	340.62	12.57
Palm kernel oil	MT	1,219,693	1,086,254	133,439	12.28
	RM Million	4442.06	3566.20	875.86	24.56
Palm kernel cake	MT	2,568,704	2,492,738	75,966	3.05
	RM Million	1362.05	1016.91	345.14	33.94
Oleo chemicals	MT	3,058,031	3,280,127	(222,096)	(6.77)
	RM Million	12,467.56	12,299.69	167.87	1.36
Finished products	MT	561,279	593,714	(32,435)	(5.46)
	RM Million	2610.75	2558.38	52.37	2.05
Biodiesel	MT	378,582	609,777	(231,195)	(37.91)
	RM Million	1354.54	1603.77	(249.23)	(15.54)
Others	MT	1,500,240	1,345,502	154,738	11.50
	RM Million	1634.79	1038.23	596.56	57.46
Total	MT	26,655,394	27,879,177	(1,223,783)	(4.39)
	RM Million	72,766.09	63,731.19	9034.90	

Source: Malaysian Palm Oil Council [MPOC] 2020. Note: Metric tonne (MT), Malaysian ringgit (RM), crude palm oil (CPO), processed palm oil (PPO), crude palm kernel oil (CPKO), processed palm kernel oil (PPKO)

(Church et al. 2013). Nonetheless, year 2015 witnessed a decline in the average sea level rise in Lahad (Sabah), despite the general increasing trend for mean sea level in Malaysia at  $3.67 \pm 0.15$  mm per year from 1984 to 2013 from the tidal data (Kamaruddin et al. 2016; Bilik 2019). The projections for Peninsular Malaysia and Malaysia Borneo sea levels in year 2100 indicated rise at 0.517 m and 1.064 m, respectively (Ercan et al. 2013; Kamaruddin et al. 2016). About 1,000,000 ha and 80,000 ha of oil palm and rubber land would be lost over 1 m rise in sea level (Chong 2000; Al-Amin et al. 2011).

## Rainfall

The trends of rainfall appeared to vary between 1990 and 2020 particularly in Peninsular Malaysia and Sabah (MMD 2009). The historical meteorological data highlighted vivid variation in rainfall pattern over years (MMD 2009; Sammathuria and Ling 2009; Zainal et al. 2012; Loh et al. 2016; Tang 2019). The increase in rainfall intensity and duration was attributed to the northeast monsoon featuring strong northeasterly wind originating from the Tropical Western

Pacific towards the South China Sea between November and February, accompanied with wet moisture in the entire region (Chang et al. 2005; Ayat et al. 2013). Kwan et al. (2011) projected changes in increasing frequencies of overwhelming rainfall especially during northeast monsoon and towards the last quarter of every year. Rainfall is anticipated to increase by ~20 to 40% during summer across the Southeast Asia region, as portrayed by the Intergovernmental Panel on Climate Change (IPCC) Special Report on Emission Scenarios (SRES A2, A1B and B2) (Loh et al. 2016). Syafrina et al. (2017) projected increase in hourly duration and intensity of rainfall for the period 2081–2100 with spatio-temporal variation in the distribution within the Peninsular Malaysia based on the Representative Concentration Pathway (RCP 6.0) scenario.

## Drought

Water scarcity will be a big issue for Peninsular Malaysia in the twenty-first century and is likely to be a major environmental problem in the whole country (Fung et al. 2020). In theory, major shortfalls in rain will result in a drought

**Table 2** Sea level rise projection in Malaysia

	Malaysia	Global
Mareograph data	2.2–5.3 1993–2015	3.2 (2.8–3.6)
Altimeter data	2.8–4.4 1993–2015	
		IPCC (AR5, 2013)
(RCP 8.5) 2100 sea level rise projections for Malaysia	Sea level rise	Note
Peninsular Malaysia	0.6–0.71 m (10.5–10.9 mm/year)	Maximum surge in sea level rise at the east coast region in Peninsular Malaysia (Kelantan, Johor, Terengganu, and Pahang)
Sabah and Sarawak	0.71–0.74 m (10.9–11.1 mm/year)	Maximum surge in sea level rise in Kudat, Sabah

Source: Bilik (2019)

situation; water sufficiency will be severely affected, and agricultural and human activities will face the challenges of water scarcity (Wilhite et al. 2014; Fung et al. 2020). A lengthy drought skews the supply and demand balance of water, which results in a significant increase in oil palm vulnerability to adverse effects (Payus et al. 2020). Extreme drought results in dry weather that is abnormal, which seriously unbalances water cycles and changes the processes of precipitation and evaporation, atmospheric water vapour circulation, and soil moisture availability (Zhang et al. 2014; Hasan et al. 2021). Malaysia previously experienced its most severe droughts during the hydrological years of 1996/1998, 1997/1998, 2002/2003, and 2016/2018 (Hasan et al. 2021).

## Flood

Flood disasters have become more frequent and severe as a result of anomalous changes in air temperature and heavy rainfall (Hazran et al. 2017). Floods have adverse effects on oil palm cultivation, and the effects can last for long time (Sani et al. 2014). In the coming decades, climate change is expected to make the situation even more difficult. Floods and flash floods are common in Malaysia during periods of persistent rainfall which accounts for significant losses (Safiah Yusmah et al. 2020). Flooding is common during the northeast monsoon season often experienced in the east coast states of

Peninsular Malaysia such as Kelantan, Terengganu, Pahang and Western Sarawak (Buslima et al. 2018). The estimated area prone to flood disaster is approximately 29,800 km<sup>2</sup> of the total land area in Malaysia, and it affects nearly 4.82 million people in the country (Department of Irrigation and Drainage 2009; Sani et al. 2014; Mohd Taib et al. 2016). Flood risk, exposure, and damage potentials are increasing, contributing to an increase in poverty and vulnerability. The annual occurrence of the flood hazard has compelled oil palm growers to plan ahead of time in order to minimise its impacts (Safiah Yusmah et al. 2020). Large floods with devastating impacts that occurred in Malaysia include 1886, 1926, 1931, 1947, 1954, 1957, 1965, 1967, 1970/1971, 1988, 1993, 1996, 2000, 2006/2007, 2008, 2009, and 2010 (Buslima et al. 2018).

## El Niño

The El Niño Southern Oscillation happens from a series of interaction between atmosphere and oceans, particularly in the Tropical Pacific (Oettli et al. 2018). This may affect different areas globally at different time of the year or over years (Abdul Rahman 2009). The tele-connected impact results from regional changes in air and sea surface interaction, as well as alteration of Walker circulation (Tangang et al. 2012; Sum 2018; Tangang et al. 2018; Koplitz et al. 2018). El Niño is characterised by abnormally warm ocean temperatures in

**Table 3** Crop type and yield in respond to changing temperature in Southeast Asia

Region	Temperature	
Southeast Asia	+2°C	+ 4°C
	C3 crops-----C4 crops -23.71 --23.71	C3 crops-----C4 crops -43.60 -43.60

Source: Calzadilla et al. (2013) cited in Sarkar et al. (2020). Note: cereals, vegetables, and oil seeds are C3 crops; while sugar cane and cereal grains are C4 crops



**Table 4** Biotic and abiotic factors that affect oil palm yield

Biotic and abiotic factors	Anticipated changes/ outcome for the 21 <sup>st</sup> century	Expected outcome on oil palm yield
Average annual rainfall	Influenced by local geographical differences. Increase in some locations, while decrease in others.	Heavy rainfall without prolong flooding increased yield turnover, while low rainfall depicted low yield harvest (FFB)
Uncertainty and rainfall variability	Low rainfall accompanied with droughts and frequent flooding	Yield decline drastically
Temperature variability	Increase	High evapotranspiration, salinity and dry soil
Carbon dioxide concentration (CO <sub>2</sub> )	Increase	High yield
Sea levels	Increase	Damages at coastal plantation and incurred losses
Pests and diseases	Increase	Damages oil palm and affects yield
Pollinators	Decrease	Reduction in yield

Source: Fleiss et al. (2017)

the Equatorial Pacific (Kamil and Omar 2017). The El Niño had caused devastating environmental and socioeconomic impacts to Malaysia (Tangang et al. 2012; Oettli et al. 2018; Sum 2018). The phenomenon had a greater impact in Sabah and Sarawak than in Peninsular Malaysia (Kamil and Omar 2017). The historical El Niño events in Malaysia include that of 1951/52, 1953/1954, 1957/58, 1965/66, 1969/70, 1972/73, 1977/78, 1982/83, 1986/87, 1991/92, 1994/95, 1997/98, 2000/01, 2003/05, 2007/08, 2014/15, and 2015/16 (Ariffin et al. 2003; Tangang et al. 2017; Filho et al. 2018). The strongest El Niño on record were that of 1982/83, 1997/98, and 2015/2016 (Tangang et al. 2017; Filho et al. 2018). The recent El Niño of 2015/

16 was slightly stronger, in terms of sea surface temperatures, than that of 1982/83 El Niño, but weaker than 1997/98 episode (Kamil and Omar, 2016; Sum 2018). A study based on the Princeton Ocean Model revealed that extensive years of

climate analysis over the Southeast Asia region indicated extreme weather events around the Sunda Shelf, which may continue along with increasing intensity and momentum towards the Gulf coast area of Thailand and Malaysia (Wah et al. 2012).

### La Niña

On the contrary, La Niña, the “girl child” signified extreme cooling at the Eastern, the Central Pacific, and the entire Equatorial Zone (Ayat et al. 2013). While the climatic phenomenon usually peaks in intensity between October and January, causing changes to climatic patterns and their related impacts on oil palm cultivation (Oettli et al. 2018). During La Niña events, the Central-to-Eastern Equatorial Pacific is colder than usual, inhibiting the formation of rain-producing clouds while increasing atmospheric convection and rainfall in the Western Equatorial Pacific (Cai et al. 2015). As a result of the 1998/1999 La Niña event, about 25,000 to 50,000 people lost their lives in Venezuela (Takahashi et al. 2001; Cai et al. 2015). Storms in China killed thousands and displaced over 200 million people (Jonkman 2005; Cai et al. 2015). Bangladesh experienced one of the most devastating overflow events in recent times, with more than half of the total land area of the country inundated, resulting in severe food shortages and the spread of waterborne epidemic diseases, killing several thousand people and affecting over 30 million more (Del Ninno and Dorosh 2001; Kunii et al. 2002; Mirza et al. 2002; Cai et al. 2015). The consequences of La Niña on oil palm production can be both positive and negative (Ayat et al. 2013; Kamil and Omar 2017). La Niña brought about wetter condition in the Southeast Asia and its frequency was lower than El Niño (Ariffin et al. 2003). The La Niña years in Malaysia include the 1950/51, 1955/56, 1970/71, 1973/74, 1975/76, 1988/89, 1998/99, and 2000/01 (Arrifin 2003; Tangang et al. 2017; Filho et al. 2018).

### Climate change impacts on oil palm production

Climate change has profound impacts on oil palm production and this has been extensively discussed in the literature (Basiron and Weng 2004; Abul Quasem et al. 2011;

**Table 5** The losses in oil palm plantations for each return period

Flood events (years ARI)	Total area (ha) affected	Total FFB (tonnes)	Total price loss (million RM)
10	1759.97	2446.36	1.55
50	3642.32	5062.82	3.21
100	4249.62	5906.97	3.75

Muhadi et al. (2017)

**Table 6** Historical impact of El Niño on palm oil yield and production in Malaysia

Types	Period	Intensity	Change in FFB yield	Change in CPO yield	CPO output growth
El Niño	May 82–June 83	Strong	−10.5%	−10.4%	−14.1%
El Niño	Aug 86–Feb 88	Moderate	−22.8%	−23.1%	−0.2%
El Niño	May 91–June 92	Moderate	−0.1%	−1.4%	3.8%
El Niño	Sep 94–May 95	Moderate	2.8%	2.0%	8.2%
El Niño	May 97–April 98	Strong	−16.3%	−16.8%	−8.3%
El Niño	May 02–Feb 03	Moderate	5.7%	4.5%	12.1%
El Niño	Jul 04–Jan 05	Weak	1.5%	1.9%	7.1%
El Niño	Sep 06–Jan 07	Weak	−2.9%	−2.5%	−0.4%
El Niño	Jul-09–Apr 10	Moderate	−6.1%	−6.1%	−3.3%
El Niño	Mar 2015–May 2016	Strong	−13.2%	−3.21%	8.0%

Ivy-Ng (2015) and Yong (2017)

Shanmuganathan and Narayanan 2012; Ab Rahman et al. 2013; Paterson et al. 2017; Paterson and Lima 2018; Nabara and Man 2018; Oetli et al. 2018; Paterson 2019, 2020a, b; Sarkar et al. 2020). Climate change has more negative impacts on oil palm production than positive impacts (Sarkar et al. 2020). These impacts include rising temperature, water stress, infestation of pest and diseases, yield reduction, and decline in revenue (Sarkar et al. 2020).

### Impact of temperature on oil palm production

The increment in average global temperature by 0.85 °C from 1880 to 2012 had affected the agricultural settings across many nations (IPCC 2014; Allen et al. 2018). The scientific literature depicts that temperature variability can be unfavourable for production of oil palm and other crops (Sarkar et al. 2020; Ahmed et al. 2021). Different crops respond differently to varying degree of temperature, thus affecting yield turnover (Calzadilla et al. 2013; Othman and Jafari 2014; Sarkar et al. 2020).

Increase in temperature by 2 °C, could result in 30% shortfall in oil palm yield (Ministry of Natural Resources and Environment 2010; Paterson and Lima 2018). Rise in temperature by 1–4 °C could decline 10–40% of oil palm yield (Sarkar et al. 2020). Zainal et al. (2012) reported that CPO production had dropped slightly from 17.00 metric tonnes to 16.17 metric tonnes in 2009 due to the effects of temperature variability. Accordingly, CPO production declined by 6.1% (9.5 MT) per hectare in Peninsular Malaysia and 2.5% (5.3 MT) per hectare, in Sabah (Malaysian Palm Oil Board 2010; Zainal et al. 2012). The combined effects of temperature variability had affected the production of FFB by 6.1% and a slight decline of 0.2% in Oil Extraction Rate for the year 2009 (MPOB 2010). Accordingly, Peninsular Malaysia, Sabah, and Sarawak recorded a decline in FFB at 7.5%,

4.7%, and 2.6%, respectively (MPOB 2010). Temperature variability has a significant nonlinear impact on oil palm net revenue in Malaysia. The total marginal increase in temperature resulted in losses of RM 40.55 million, RM 48.69 million, and RM 37.61 million ha<sup>−1</sup> for Peninsular, Sabah, and Sarawak, respectively (Zainal et al. 2012). Similarly, by the years 2029, 2059, and 2099; oil palm revenue would decline by RM341.29 (RM ha<sup>−1</sup>) for Peninsular Malaysia, RM 127.43 (RM ha<sup>−1</sup>) for Sabah, and RM 51.80 (RM ha<sup>−1</sup>) for Sarawak (Zainal et al. 2012; Paterson and Lima 2018).

Heatwaves and temperature are on increase in Malaysia (Filho et al. 2018). Increment in temperature accelerates the rate of soil water evaporation, thus making the soil drier and worsening the impacts of water scarcity on oil palm. The temperature projection for Southeast Asia in 2100 would be extreme for oil palm (Dumbrell and Hill 2005; Paterson et al. 2015; Fleiss et al. 2017). Wen and Sidik (2011) claimed that any minimal rise in temperature may increase the yield harvest, as noted in some coastal areas along Sabah. Increase in temperature favours the ecology of pests and diseases, as well as changes in their fecundity (physiological ability to reproduce) (Fleiss et al. 2017). The pollination activity of *Weevil* species may be reduced due to temperature rise (Jackson et al. 2010). Other pollinators, including *E. kamerunicus* (a native of Africa brought to Southeast Asia) could be at danger or risk of diseases that might severely reduce the population, thus decreasing FFB yield (Jackson et al. 2010).

### Impact of rainfall on oil palm production

Shortage of moisture supply in oil palm plantation can cause nutrient deficiency in oil palm trees (Teh 2016; Shafiq 2017) and affects the development of flowers, resulting in an increase in abortion, low productivity, and long inflorescences lasting approximately 8–9 months (Shafiq 2017; Woittiez

**Table 7** Summary of the major existing studies regarding the impacts of climate change on oil palm plantation in Malaysia

Author and year	Title of the article	Significant findings
Sarkar et al. (2020)	Impacts of climate change on oil palm production in Malaysia.	A negative relationship was noted between annual temperature and oil palm production. If temperature rose by 1–4 °C, the oil palm yield declined to 10–40%.
Oettli et al. (2018)	Climate based predictability of oil palm tree yield in Malaysia.	The occurrence of El Niño in the Pacific Ocean reduced the amount of rainfall received over Malaysia and increased the air temperature. These caused water stress to oil palm trees and decreased FFB yield.
Nabara and Man (2018)	The role of extension activity-based adaptation strategies toward climate impact among oil palm smallholders in Malaysia: A systematic review.	The use of planting materials tolerant to extreme rainfall, soil, and water conservation, as well as extension programmes, appears to be an effective adaptation measure to climate change.
Nda et al. (2018)	Effects of hydrological parameters on palm oil FFB yield.	Variability of temperature and rainfall from one month to the other had a significant impact on oil palm yield.
Chizari et al. (2017)	Economic climate model of the oil palm production in Malaysia.	Rising temperature and decreasing precipitation reduced oil palm yield.
Wan Noranida et al. (2015)	Effect of climate change on oil palm production in Malaysia.	Increment in temperature adversely affected oil palm yield.
Paterson et al. (2015)	Future climate effects on suitability for growing of oil palm in Malaysia and Indonesia.	A significant decrease was noted in climatic suitability for oil palm production, particularly a gradual drop in climatic suitability by 2030 and a rapid decrease by 2100. This implies that oil palm production will be affected severely.
Paterson et al. (2013)	How will climate change affect oil palm fungal diseases.	The climate favours the emergence of new oil palm diseases. Changing climate modified the pathogenic distribution range, temporal activity, and community structure.
Paterson and Lima (2018)	Climate change affecting oil palm agronomy, and oil palm cultivation	A significant reduction in climatic suitability for oil palm production due to

**Table 7** (continued)

Author and year	Title of the article	Significant findings
	increasing climate change, require amelioration.	climate change and variability.
Zainal et al. (2012)	Economic impacts of climate change on the Malaysian palm oil production.	Climatic change displayed nonlinear impacts on net revenue, apart from predicting a drop in revenue from the oil palm sector.

et al. 2017). Low rainfall for two or more months in succession will depress OER about 11 months later (Muhamad Rizal and Tsan 2008). Excessive rainfall could lead to reduction in FFB yields and delay in the harvest (Goh et al. 2002). Heavy rain also reduces pollination, which occurs 6 months before fruit maturity (Henson et al. 2008). The amount of monthly rainfall has significant impact on oil palm FFB yield, basically through sex determination, inflorescence, abortion, and pollination (Harun et al. 2010; Oettli et al. 2018). High rainfall month is followed by reduced FFB yield after a 5-month lag period (Harun et al. 2010; Haniff et al. 2016). Similarly, a low rainfall month is followed by a high FFB yield after a 5-month lag period (Harun et al. 2010). Therefore, this signifies that the quality of FFB yield is affected by the amount rainfall usually through pollination or fruits sets. Excessive rainfall could reduce the number of sunshine hours received in the plantation which could interrupt with photosynthesis processes and synthesis of carbohydrate for the dry matter production and tissue maintenance respiration (Harun et al. 2010). Similarly, rainfall variability of ± 32% lead to decrease in palm oil earning of about \$ 1181 per year (Paterson et al. 2015, 2017; Paterson and Lima 2018).

**Impact of flood on oil palm production**

The 1926 storm forest flood destroyed thousands of hectares of forest and plantation in Malaysia (Koon and Kun 2006; Sani et al. 2014). Flooding turned the oil palm fibre (OPF) yellowish due to nitrogen and sulphur deficiency, which resulted in the death of immature palms (Henson et al. 2008). Flooding in a plantation is caused by two factors: high levels of water in rivers outside the plantation and heavy precipitation inside the plantation (Lohani et al. 2004; Koon and Kun 2006; Sumarga et al. 2016; Hardanto et al. 2017). A lengthy flood in a plantation will negatively affect the yield of oil palm (Simbiwen 2016). Muhadi et al. (2017) predicts flood damage in oil palm cultivation areas in Malaysia using the Average Recurrence Interval (ARI) 10 ARI, 50 ARI and 100 ARI scenarios.

Oil palm has a low tolerance for floods, which is expected to worsen as climate change continues (Hooijer et al. 2015). More so, 42% of current oil palm plantations in Sarawak, as well as many oil palms growing areas, will face increased flood problems and decreases in plantation drainage by 56% in 2059 and 82% by 2109 (Hooijer et al. 2015; Hooijer and Vernimmen 2016; Giesen and Nirmal, 2018). Projections for oil palm areas frequently flooded with high water levels, indicates decreased in planation drainability to 18% by 2009, (27%) 2034, (39%) 2059, and (64%) 2109 (Hooijer and Vernimmen 2016; Simbiwen 2016). Plantations will lose productivity as groundwater table levels fall, and floods will become more common in Sarawak, as predicted (Hooijer et al. 2015). The expectation is production of oil palm will have already been long lost prior to near-permanent floods (Hooijer et al. 2015; Hooijer and Vernimmen, 2016; Simbiwen 2016). A huge majority of plantations in Sarawak will gradually become non-productive, in decades for a large portion and within the next 100 years to encompass most of the current cultivated areas (Hooijer et al. 2015; Hooijer and Vernimmen 2016). Lowland floods in the east coast states of Kelantan, Terengganu, and Pahang affected approximately 1.02 million hectares of oil palm plantations in 2014 (United States Department of Agriculture 2015; The Star 2021). Official Malaysian government estimates recorded 230,000 tonnes decline in total production of oil palm in the Peninsular Malaysia in 2013, while production for the whole country decreased by half a million tonnes in 2014 due to floods (USDA 2015). It is estimated that yields dropped by 15% to 20% in 2021 for Sarawak (The Star 2021).

### Impact of El Niño on oil palm production

El Niño brought about extensive warming in the Eastern, the Central Pacific, and the entire Equatorial Pacific at an interval of 2–7 years (Fredriksen et al. 2020). The Malaysian climate seemed to be solely affected by El Niño, global climatic variability, and tropical monsoons controlled by both the South China Sea and the Tropical Pacific (Tangang et al. 2012). This climatic variability has significant impact on oil palm cultivation in Malaysia (Shanmuganathan and Narayanan 2012; Omar and Kamil 2017). Oettli et al. (2018) observed that when El Niño occurs in the Pacific Ocean, rainfall in Malaysia reduces but air temperature increases, generating a high level of water stress for palm trees. As a result, the yearly production of FFB becomes lower than that of a normal year since the water stress during the southwest monsoon has a significant impact on the total annual yields of FFB (Verheye 2010; Shanmuganathan and Narayanan 2012; Kamil and Omar 2017). Rising temperature condition during El Niño could result in less rainfall and increasing water stress effect to the palms (Ahmed et al. 2021). This could reduce future yields of FFB and has significant impact on CPO

production (Ayat et al. 2013). CPO production fell to 8.3% in 1998, which was primarily caused by lower FFB yield harvest as a result of El Niño (Bank Negara Malaysia 1998; Hanafi et al. 2018; Sum 2018; Khan et al. 2020). The impact of water stress led to the declined of oil palm yield/ha by 16.8% during 1997/98 El Niño episode (Ariffin et al. 2003; Sum 2018). Thus, El Niño affects the processes at earlier growth stages of palms such as frond production, extent of floral abortion, the degree of survival of flowers after anthesis, and bunch weight (Verheye 2010; Kamil and Omar 2017). Malaysian CPO production in 2009 declined to 17.56 million tonnes from 17.73 million tonnes in 2008 (Abdullah 2011; Sum 2018; Nambiappan et al. 2018). This was due to the stress to the palms during the 2007/2008 El Niño episode (Abdullah 2011).

However, the biggest declined in Malaysia CPO output was reported in 1982/83 and 1997/98 were the CPO output declined by 14% and 8.3% respectively (Ivy-Ng 2015; Sum 2018). A significant decrease in oil palm yield was observed in 1983, another strong El Niño year, from 17,750kg/ha in 1981 to 20,140kg/ha in 1982, then to 15,900kg/ha in 1983, about 21.1% drop from 1982 to 1983, and then to 18,190kg/ha in 1984 (Ivy-Ng 2015; Sum 2018; Nambiappan et al. 2018). Similarly, the 1997/98 El Niño event had a significant impact on Malaysian oil palm yield and productivity (Haniff et al. 2016). Oil palm yield per hectare decreased significantly in 1998 compared to previous years and subsequent years, from 18,950kg/ha in 1996 to 19,100kg/ha in 1997, then to 15,890kg/ha in 1998, and then to 19,260kg/ha in 1999 (Ivy-Ng 2015; Sum 2018; Nambiappan et al. 2018). The 2009/2010 El Niño event resulted in prolonged dry weather conditions in many parts of Malaysia, resulting in significantly lower palm oil supply to the world in 2010 (Hong 2015). El Niño also had an impact on oilseed production in India and Pakistan (Saini and Gulati 2014). As a result of the severe impact of 2015/2016 El Niño event palm oil production declined to 17.32 million tonnes in 2016, down from 19.96 million tonnes in 2015 (Yong 2017). Similarly, Haniff et al. (2016) observed that the FFB yield during the strong El Niño event in 2015 was slightly reduced by 0.8% to 18.48 t ha<sup>-1</sup> year<sup>-1</sup> from 18.63 t ha<sup>-1</sup> year<sup>-1</sup> in 2014. Sabah had a decline of 6.3% to 19.99 t ha<sup>-1</sup> year<sup>-1</sup> as compared to 21.34 t ha<sup>-1</sup> year<sup>-1</sup> in the previous year. This phenomenon had badly affected 7200 farmers in Peninsular Malaysia and Sabah (Abul Quasem and Gazi, 2016). The impact of El Niño differs based on its magnitude and severity (Nambiappan et al. 2018).

### Impact of La Niña on oil palm production

As a result of La Niña in 2010/2011, about 402 oil palm estates covering 428,912 ha of land were affected by inundation causing water logging, overripen and rotten of FFB (Wen and Sidik 2011; Ayat et al. 2012; Ayat et al. 2013). Consequently, the

FFB losses in oil palm estates during La Niña in 2010 totalled RM 180.9 million, and RM 194.7 million in 2011 (Ayat et al. 2013). As a result of the effect of La Niña, potential income losses were estimated to be RM 155.10 million and RM 168.22 million for 2010 and 2011 period (Ayat et al. 2013). The damage to infield roads during the La Niña event was one of the reasons for the increase in the cost of FFB production in 2010 and 2011 (Ayat et al. 2012; Ayat et al. 2013). As a result, estates affected by the impacts of La Niña spent RM 25.80 million and RM 26.48 million in 2010 and 2011, respectively, to repair the roads (Ayat et al. 2012). The impact of La Niña can cause death on young palms as well as reduce yield of the older palms and disrupt many physiological processes; the rate of nutrient uptake, respiration, and photosynthesis were both depressed and this affect the growth and yield of oil palm (Corley and Tinker 2003; Henson et al. 2008; Kamil and Omar 2017). During La Niña, the transport of FFB from the estate to the oil palm mill could be disrupted (Ayat et al. 2012; Kamil and Omar 2017). La Niña creates favourable conditions for palm trees to produce more FFB by lowering the likelihood of water stress (Oettli et al. 2018). The La Niña events right after El Niño brought about a bumper harvest and supplemented the moisture lost during the El Niño years (Tangang et al. 2017). However, subsequent year after 2015/2016 El Niño, Peninsular, and Sarawak recorded increases in FFB yield, where Peninsular improved by 3.0% to 18.77 t ha<sup>-1</sup> year<sup>-1</sup>, while Sarawak increased slightly by 0.5% to 16.21 t ha<sup>-1</sup> year<sup>-1</sup> (Haniff et al. 2016).

### Impact of drought on oil palm production

Stress brought on by drought causes a decrease in biomass accumulation in oil palm plantations (Silva et al. 2017). Oil palm trees which are under drought stress are also retarded in their vegetative growth; drought stress severity and magnitude causes greatly differing responses in oil palm (Sun et al. 2011; Me´ndez et al. 2012; Azzeme et al. 2016; Silva et al. 2017). Regions that experience moderate (water deficiency of between 100 and 350 mm annually) or severe (350 mm and higher deficiency) seasons of drought every year can find their oil palm yields to be greatly stifled; the limited expansion of Amazonian oil palm plantations is actually believed to be caused by drought, among other environmental factors (Bastos et al. 2001). The production of FFB and CPO in Malaysia has been significantly reduced by droughts (12% and 10% respectively) (Adnan 2015; Amirul et al. 2016). Prolonged droughts has been reported as responsible for reducing the growth and development of oil palm, which results in lower yield (Noor and Harun 2004; Silva et al. 2016; Culman et al. 2019) and has a direct effect on FFB formation (Putra et al. 2015; Najihah et al. 2019). Plant physiology is hugely affected by drought stress, leading to the decline in productivity (Fathi and Tari 2016; Fahad et al. 2017; Kapoor et al. 2020). Changes in the morpho-anatomical,

physiological, and biochemical aspects of the oil palm tree are brought on by drought stress, with these changes being measures taken by the plant to reduce water loss by transpiration and increase its water use efficiency (Kapoor et al. 2020).

### Impact of pests and diseases on oil palm production

Oil palm is susceptible to a variety of diseases, which pose a significant threat to the long-term viability of the industry (Corley and Tinker 2016). The nursing and production of oil palm tree is challenged by the impacts of pests and diseases at early and late ages of production, thus resulting in severe economic loss (Pornsuriya et al. 2013; Maluin et al. 2020). Climate change exacerbates the impacts of diseases and disease-causing organisms in oil palm plantations (Ahmed et al. 2021). Ganoderma butt rot disease (BSR) due to *Ganoderma bioninense* has been devastating over the past 100 years, particularly in Malaysia and Indonesia (Idris et al. 2004; Susanto et al. 2005; Paterson 2019; Paterson 2020a). The basal rot stem disease restricts the supply of water and essential nutrients by attacking the internal tissues and damaging the cells (Pornsuriya et al. 2013). In Malaysia, Sarawak and Sabah, the current incidences of BSR were 28%, 9%, and 23%, respectively (Idris et al. 2004; Flood et al. 2000). Kalimantan and the Philippines, Thailand, Myanmar, and Papua New Guinea would be slightly, highly, and moderately affected by BSR by 2050 (Paterson 2019; Paterson, 2020b; Lisnawita and Tantawi 2016; Merciere et al. 2017; Paterson and Lima 2018; Paterson and Lima 2012; Paterson et al. 2013).

The brown germs and seed rot due to *S. commune* was an unbearable sight in Malaysia (Dikin et al. 2003). These diseases delayed germination up to 65% and caused retarded growth (Dikin et al. 2003; Dikin et al. 2006; Arbaain et al. 2019). Other fungal diseases include *Penicillium* spp., *Aspergillus* spp., *F. Solani*, *Colletotrichum gloeosporioides*, and *Fusarium moniliforme* (Flood et al. 2010; Pornsuriya et al. 2013). Other distinguished diseases include *Anthrocnose* due to *Colletotrichum* that causes brown spots on the foliage and retarded growth (Flood et al. 2010; Pornsuriya et al. 2013). *Cercospora* leaf spot due to *Cercospora elaeidis* causes brownish-grey and brittle leaves that affect photosynthesis and transpiration, while *Curvularia* leaf blight due to *Curvularia oryzae* strikes during nursery stage, damages the foliage, and eventually, the whole oil palm (Flood et al. 2010; Pornsuriya et al. 2013). The *Pestalotiopsis* leaf blight causes the appearance of orange-red shade on the surface of the leaves, whereas *Cephaleuras* spp. attacks the foliage by turning it into rust colour to brown orange shade (Pornsuriya et al. 2013). The *Thielaviopsis paradoxa*, which attacks non-lignified tissue, causes the fungal disease fatal yellowing or lethal bud rot of the oil palm, providing a useful contrast to Ganoderma, whereas *Ceratocystis paradoxa*

causes the disease dry basal rot (Paterson 2007; Paterson et al. 2009; Paterson and Lima, 2012). The oomycete *Phytophthora palmivora* posed a severe, low, and significant threat to Colombia and Ecuador, as well as Brazil, Malaysia, and Indonesia (Paterson, 2020a, b). Similarly, *P. palmivora* wreaking havoc on Latin American countries, particularly Colombia (Corley and Tinker 2015), destroying over 30,000 ha of oil palm plantation (Corley and Tinker 2015). The *Fusarium* vascular wilt, caused by *Fusarium oxysporum* f. sp. *elaedis*, is the most lethal oil palm disease in Africa and South America, causing damage to oil palm plantation (Flood 2006; Cooper 2011; Paterson and Lima, 2012; Suwandi Akino and Kondo 2012). *Fusarium* causes two types of symptoms: acute wilt, which causes the palm to die within a few weeks, and chronic wilt, which causes the palm to live for years while stunting (Paterson and Lima, 2012). Malaysian oil palm was susceptible to infection by African Foe strains (Cooper 2011; Rusli et al. 2015). The reported insect pests included termites (Isoptera Rhinotermitidae), rhinoceros beetle (Coleoptera: Scarabaeidae), and bugworms (*Lepidoptera: Psychidae*) (Kamarudin et al. 2019). The rhinoceros beetle (*Oryctes rhinoceros*) is one of the most devastating pest diseases to oil palm in Malaysia (Manjeri 2014).

## Oil palm adaptation and mitigation to climate change

In order to respond to climate change, multiple efforts are sought from the society, political, economic, educational, environmental, technological, and social segments (Lahsen et al. 2010). The vulnerable areas needed adaptation and planning to ameliorate the effects of climate change include water, coastal, and marine resources; agriculture; biodiversity; forestry; as well as public health and energy (Alam et al. 2012; Tang 2019).

### Mitigation strategies to climate change

The present effects of climate change on oil palm, which have incurred losses among farmers, require mitigation measures to ameliorate such impacts and to attain sustainable production (Zainal et al. 2012; Paterson and Lima 2018; Sarkar et al. 2020; Ahmed et al. 2021). In 2009, the Malaysian government had introduced a national policy on climate change, which was designed to adapt and mitigate the effects of climate change (MNRE 2015; Rao and Mustapa 2021). These is expected to be achieved through sustainable use of natural resources and conservation of the natural environment to pursue sustainable green growth projected via Eleventh Malaysia Plan (2016–2020) by placing emphasis on key economic sectors (Economic Planning Unit 2015). Control of GHGs, especially methane through sustainable milling process and biogas capture, can protect the agro-food industry and initiate

certification scheme for sustainable agricultural practices (Murad et al. 2010; Economic Planning Unit 2015; Wahid et al. 2006; MNRE 2015; Tang 2019). The mitigation measures include conservation of carbon pool, effective management of tropical forest biodiversity and carbon stored in soil, sustainable agricultural and soil management practices, zero tillage to minimise carbon loss from soil and fauna, minimal encroachment rate, and preserving dense carbon forest reserve areas and ecosystems (Smith et al. 2014; Paterson and Lima 2018; Sarkar et al. 2020). Other mitigation strategies include enacting strict regulations on indiscriminate cutting down of trees, as well as promotion of afforestation to facilitate soil conservation and ground biomass cover to enhance carbon sequestration (Burney et al. 2010; Bennetzen et al. 2012; Smith et al. 2014; Paterson and Lima 2018; Raihan et al. 2019; Sarkar et al. 2020). Another alternative pointed out refers to intensification of crop production via organic and smart agriculture (Tilman et al. 2009; Garnett et al. 2013; Smith 2013).

### Adaptation to climate change

The government (at all level) and the Non-Governmental Organizations (via extension agencies) should disseminate hands-on information to farmers (oil palm), besides creating awareness about new plantation management techniques, as well as sustainable pests and diseases control measures (Abazue et al. 2015; Ni et al. 2016). Strengthening knowledge, skills, and capacity of extension service agents facilitates in adaptation to climate change (Zikhali et al. 2020; Antwi-Agyei and Stringer 2021). More studies should look into oil palm versus climate change impacts, as well as adaptation to explore new techniques of farming practices (Wahid et al. 2006; Berry et al. 2010; Lauzon 2013; Wan Noranida et al. 2015; Hassen et al. 2016; Irawan and Syakir 2019; Man et al. 2019). Researchers are called to find ways for improving oil palm variety that is tolerant to the changing climate, new techniques of water saving to decrease infiltration, and effective measures to curb infestation of pests and diseases (Wan Noranida et al. 2015; Irawan and Syakir 2019).

Soil and water conservation management in plantation is a promising technique in adaptation to climate change (Delgado et al. 2013; Mohsen et al. 2014). Silt pit perpendicular to slope collects runoff water and circulates it within the plantation to enhance water infiltration and to decrease runoff (Lei et al. 2020). Surface runoff could be reduced by 79.41–99.0% and 71.49–74.36% using silt pit techniques and bench terrace mechanism, respectively. The two mechanisms could improve soil water retention capacity by 134.0–141.25 mm and 165.11–201.0 mm, accordingly (Murtillaksono et al. 2011; Bohluli et al. 2014, 2015).

Intercropping, such as legumes and cereals, in oil palm plantation between rows can increase the income level of

farmers and improve food security, should in case of climatic uncertainties (Nchanji et al. 2016; Khasanah et al. 2020). Mulching is an effective strategy that conserves soil moisture in oil palm plantation (Mohsen et al. 2014; Iqbal et al. 2020). Mulching enhances soil structure and water holding capacity (Jordan et al. 2011; Iqbal et al. 2020; Ngangom et al. 2020; Amare and Desta 2021). Several agroecological and environment-friendly practices have been deployed in oil palm plantation to conserve soil, to minimise evapotranspiration, and to improve soil fertility (Nabara and Man 2018; Ahmed et al. 2021). Such practices include application of sustainable and environment-friendly fertiliser, monitoring of OPF size, and a highly effective management team (Murtalaksono et al. 2011; Ahmed et al. 2021). It was reported that the recommended fronds for young and matured oil palm trees are 48–56 and 40–48 fronds, respectively (Murtalaksono et al. 2011; Nabara and Man 2018). In order to minimise evaporation, pruned OPFs can be spread on the surface so as to improve soil fertility upon decay (Sutarta et al. 2011). Use of oil palm by-products, such as OPF and EFB, refers to promising soil and water conservation strategy in oil palm plantation (Teh 2016). Apart from generating massive biomass waste, 96% of oil palm above ground dry matter is recycled into various plantations which when decay and decompose to improve soil fertility, as well as to use as material for mulching (Samedani et al. 2014; Nabara and Man 2018; Ojemade et al. 2019).

Sustainable adaptation planning should be all encompassing after considering the rapid technological changes and future farming technology, which might influence adaptation options (Stringer et al. 2020; Sarkar et al. 2020). These adaptation strategies should weigh in the following factors: land tenure and fragmentation, diverse technological options, food security and sustainable ecosystem management (Iglesias and Garrote, 2018; Amjath-Babu et al. 2018), sustainable water management, capacity building, and livelihood diversification, so as to aid adaptive capacity (Naqvi et al. 2020). Realising these strategies demands political will and commitments: revisiting and reviving water, agricultural, and market policies; research and development; training for extension workers and farmers; subsidises credit to farmers; and continuous market supply despite climate change (Gruda et al. 2019; Paterson and Lima 2018; Sarkar et al. 2020).

## Conclusion

Climate change is indeed an emerging serious ecological threat. The results from this review signify that the variability of climate had, has, and will adversely affect the oil palm production. As observed, the 1997/98 and 2015/16 El Niño events had substantially reduced the yield turnover of oil palm by affecting the soil and the plant physiology merely

by modifying the general weather pattern. Increase in average surface temperature displayed profound impacts on oil palm production, wherein increment in temperature by 1–4°C projected a reduction of 10–41% of oil palm yield in Malaysia. Higher temperatures exacerbate the rate of evapotranspiration, thus leaving the soil dry and aggravating water stress—ultimately resulting in retarded growth and poor harvest. Apart from increasing warmer days and colder nights, rising temperature changes the ecology of various pests and diseases. As a result, these pests and diseases become more adaptable to the changing environment and increase in population, which may create an epidemic or even a pandemic outbreak in the plantations. Pollinating insects might be susceptible to attack by other organisms, which could lead to reduction in their population, and hence, impeding the pollination process. Rainfall projection indicated torrential rain around years 2081–2100, along with wider spatial distribution and expected drier conditions during the southwest monsoon towards the end of the twenty-first century. Meanwhile, sea level has been anticipated to raise by 0.71m in 2100, in which the resulting effect is devastating flooding that could annihilate thousands of hectares of oil palm plantation, particularly those situated along the coastal zones. The study suggest some policy recommendations to address the impacts of climate change on oil palm production: sustainable land use policy and expansion without deforestation, the use of improve variety, enhance institutional research, collaboration between producer and major consumer countries in research, improve easy access, communication and availability of academic findings, technology transfer, environmental education, management skills, and extension services to oil palm growers.

**Acknowledgements** I wish to acknowledge Tertiary Education Trust Fund (TETFUND) for sponsoring this review research. I am indebted to Dr. Mohd Yusoff Ishak and Prof Abdullah Ahmad Makmom, their critical review towards this work.

**Author contributions** Ahmed Abubakar, the corresponding author, contributed in the sourcing of relevant literature, as well as synthesis, organisation, and drafting of the manuscript. Dr Mohd Yusoff Ishak and Prof Abdullah Ahmad Makmom, critically reviewed the manuscript with addition and subtraction where necessary within the manuscript.

**Funding** The study was funded by the Tertiary Education Trust Fund, Nigeria (TETFUND).

**Data availability** All data generated or analysed during the study are included in the published article(s) cited within the text and acknowledged in the reference section.

## Declarations

**Ethics approval and consent to participate** This study neither involved human/animal participation, experiment, nor human data/tissue.

**Consent for publication** This study did not involve children or individual details, but 100% data usage.

**Competing interest** The authors declare no competing interests.

**Open Access** This article is licensed under a Creative Commons Attribution 4.0 International License, which permits use, sharing, adaptation, distribution and reproduction in any medium or format, as long as you give appropriate credit to the original author(s) and the source, provide a link to the Creative Commons licence, and indicate if changes were made. The images or other third party material in this article are included in the article's Creative Commons licence, unless indicated otherwise in a credit line to the material. If material is not included in the article's Creative Commons licence and your intended use is not permitted by statutory regulation or exceeds the permitted use, you will need to obtain permission directly from the copyright holder. To view a copy of this licence, visit <http://creativecommons.org/licenses/by/4.0/>.

## References

- Ab Rahman AK, Abdullah R, Balu N, Mohd Shariff F (2013) The impact of La Nina and El Nino events on crude palm oil prices: an econometric analysis. *Oil Palm Ind Econ J* 13:38–51
- Abazue CM, Er AC, Ferdous Alam ASA, Begum H (2015) Oil palm smallholders and its sustainability practices in Malaysia. *Mediterr J Soc Sci* 6:482–488
- Abul Quasem AA, Filho WL, Kabir MA, Azam MN, Jaafar AH, Kari F (2011) Climate change impacts: Prioritizing mechanism and needs for future Malaysian agriculture. *Int J Phys Sci* 6:1742–1748
- Abdul Rahman H (2009) Global climate change and its effects on human habitat and environment in Malaysia. *Malay. J. Environ Manag* 10: 17–32
- Abdul Rahman H (2018) Climate change scenarios in Malaysia: engaging the public. *Int J Malay-Nusantara stud* 1:55–77
- Abdullah A (2002) A review and analysis of legal and regulatory aspects of forest fires in Southeast Asia. International Union for Conservation of Nature [IUCN]. Project Fire Fight South East Asia P.O. 6596 JKPWB, Jakarta, Indonesia
- Abdullah R (2011) World palm oil supply, demand, price and prospects: focus on Malaysian and Indonesian palm oil industry. *Oil Palm Indust Econ J* 1:13–25
- Abul Quasem AA, Gazi MA (2016) Impact of El-Niño on agro-economics in Malaysia and the surrounding regions: an Analysis of the Events from 1997-98. *Asian J Earth Sci* 9:1–8
- Adnan H (2015) El-Nino dry weather to lead to rise in the palm oil price. Available from: <https://www.thestar.com.my/business/business-news/2015/09/28/the-return-of-el-nino/>. Accessed 25 Jun 2021
- Afandi AM, Zuraidah Y, Nurzuhaili H, Zulkifli H, Yaqin M (2017) Managing soil deterioration and erosion under oil palm. *Oil Palm Bull* 75:1–10
- Ahmed A, Mohd YBI, Abdullah AM (2021) Oil palm in the face of climate change: a review of recommendations. International Conference on Civil and Environmental Engineering. IOP Conf Series: Environ Earth Sci 646:1–10
- Alam MM, Siwar C, Talib B, Mokhtar M, Toriman E (2012) Climate change adaptation policy in Malaysia: issues for agricultural sector. *Afr J Agric Res* 7:1368–1373
- Alam MM, Siwar C, Jaafar AH, Talib B, Salleh KO (2013) Climate change adaptability of farmers: Malaysian case study. *Int J Plant Animal Environ Sci* 3:130–135
- Al-Amin AQ, Leal W, Maria de la Trinxeria J, Jaafar AH, Abdul Ghani ZA (2011) Assessing the impacts of climate change in the Malaysian agriculture sector and its influences in investment decision. *Middle-East J Sci Res* 7:225–234
- Allen MR, Dube OP, Solecki W, Aragón-Durand F, Cramer W, Humphreys S, Kainuma M, Kala J, Mahowald N, Mulugetta Y, Perez R, Wairiu W, Zickfeld K (2018) Framing and context. In: Masson-Delmotte V, Zhai P, Pörtner HO, Roberts O, Skea J, Shukla PR, Pirani A, Moufouma-Okia W, Péan C, Pidcock R, Connors S, Matthews JBR, Chen Y, Zhou X, Gomis MI, Lonnoy E, Maycock T, Tignor M, Waterfield T (eds) Global warming of 1.5°C. An IPCC Special Report on the impacts of global warming of 1.5°C above pre-industrial levels and related global greenhouse gas emission pathways, in the context of strengthening the global response to the threat of climate change, sustainable development, and efforts to eradicate poverty Cambridge University Press, Cambridge and New York
- Amare G, Desta B (2021) Coloured plastic mulches: impact on soil properties and crop productivity. *Chem Biol Technol Agric* 8:1–10
- Amirul HA, Tui L, Yaw S et al (2016) Impact of El Niño on palm oil production. *Planter* 92:789–806
- Amjath-Babu TS, Aggarwal PK, Vermeulen S (2018) Climate action for food security in South Asia? Analyzing the role of agriculture in nationally determined contributions to the Paris agreement. *Clim Pol* 19:1–17
- Antwi-Agyei P, Stringer LC (2021) Improving the effectiveness of agricultural extension services in supporting farmers to adapt to climate change: Insights from northeastern Ghana. *Clim Risk Manag* 32:1–13
- Arbaain ENN, Bahrin EK, Ibrahim MF, Ando Y, Abd-aziz S (2019) Biological pretreatment of oil palm empty fruit washing and nutrient addition. *Processes* 7:1–8
- Arbuckle JG, Morton LW, Hobbs J (2015) Understanding farmer perspectives on climate change adaptation and mitigation: the roles of trust in sources of climate information, climate change beliefs, and perceived risk. *Environ Behav* 47:205–234
- Ariffin T, Tengku Ariff TA, Mohd YA (2003) Stabilization of upland agriculture under El-Nino induced climate risk: impact assessment and mitigation measures in Malaysia. Bogor, Indonesia: coarse grains, pulses, roots and tuber crops in the humid tropics of Asia and the Pacific [CGPRT] Jl. Merdeka No.145, RT.03/RW.05, Ciwaringin, Kecamatan Bogor Tengah, Kota Bogor, Jawa Barat 16114, Indonesia
- Ayat K, Ab Rahman H, Abdullah R, Shariff FM (2012) Economic impact of North-east monsoon and La-Nina on oil palm production in Malaysia. *Oil Palm Ind Econ J* 12:22–35
- Ayat K, Rahman A, Abdullah R, Balu N, Shariff FM (2013) The impact of La-Nina and El-Nino events on crude palm oil prices: an econometric analysis. *Oil Palm Ind Econ J* 13:38–51
- Azzeme AM, Abdullah SNA, Aziz MA, Wahab PEM (2016) Oil palm leaves and roots differ in physiological response, antioxidant enzyme activities and expression of stress-responsive genes upon exposure to drought stress. *Acta Physiol Plant* 38:1–12
- Bakar RA, Darus SZ, Kulaseharan S, Jamaluddin N (2011) Effects of ten year application of empty fruit bunches in an oil palm plantation on soil chemical properties. *Nutr Cycl Agroecosyst* 89:341–349
- Bank Negara Malaysia (1998) Chapter 1. The real economy. Available at: <http://www.bnm.gov.my/files/publication/ar/en/1998/Chapter1.pdf>. Accessed 12 Jul 2021
- Barcelos E, De Almeida RS, Cunha RNV, Lopes R, Motoike SY, Babiychuk E, Skiryecz A, Kushnir S (2015) Oil palm natural diversity and the potential for yield improvement. *Front Plant Sci* 6:1–16
- Basiron Y (2007) Palm oil production through sustainable plantations. *Eur J Lipid Sci Technol* 109:289–295
- Basiron Y, Weng CK (2004) The oil palm and its sustainability. *J Oil Palm Res* 16:1–10



- Bastos TX, Muller AA, Pacheco NA, Sampaio SMN, Assad ED, Marques AFS (2001) Zoning of climatic risks for oil palm cultivation in the State of Pará. *J Agric Meteorol* 9:564–570
- Behera SK, Suresh K, Rao BN, Manoja K, Manorama K (2016) Soil nutrient status and leaf nutrient norms in oil palm (*Elaeis Guineensis* Jacq.) plantations grown in the West Coastal Area of India. *Commun Soil Sci Plant Anal* 47:255–262
- Bennetzen EH, Smith P, Soussana JF, Porter JR (2012) Identity-based estimation of greenhouse gas emissions from crop production: case study from Denmark. *Eur J Agron* 41:66–72
- Berry NJ, Phillips OL, Lewis SL, Hill JK, Edwards DP, Tawatao NB, Ahmad N, Magintan D, Khen CV, Maryati M, Ong RC, Hamer KC (2010) The high value of logged tropical forests: lessons from northern Borneo. *Biodivers Conserv* 19:985–997
- Bessou C, Verwilghen A, Beaudoin-Ollivier L, Marichal R, Ollivier J, Baron V, Bonneau X, Carron MP, Snoeck D, Naim M, Aryawan AAK, Raoul F, Giraudoux P, Surya E, Sihombing E, Caliman JP (2017) Agroecological practices in oil palm plantations: examples from the field. *OCL* 24:1–16
- Bilik G (2019) Impact of climate change to sea level rise in Malaysia. *Coastal and Oceanography Research Centre. National Hydraulic Research Institute of Malaysia (NAHRIM)* 7:1–48
- Bohluhi M, Sung CTB, Hanif AHM, Rahman ZA (2014) Silt pit efficiency in conserving soil water as simulated by HYDRUS 2D model. *Pertanika J Trop Agric Sci* 37:321–330
- Bohluhi M, Sung CTB, Hanif AHM, Rahman ZA (2015) Review on the use of silt pits (contour trenches) as asoil and water conservation. *J Chem Inf Model* 53:1689–1699
- Information Bulletin. (2017) Malaysia seasonal flooding: International Federation of Red Cross and Red Crescent Societies. Available at: <https://www.ifrc.org/docs/Appeals/16/IBMYf1020217.pdf>. Accessed 13 June 2020
- Burney JA, Davis SJ, Lobell DB (2010) Greenhouse gas mitigation by agricultural intensification. *Proceedings of the National Academy of Sciences of the United States of America (PNAS)* 107:12052–12057
- Buslima FS, Omar RC, Jamaluddin TA, Taha H (2018) Flood and flash flood geo-hards in Malaysia. *Int J Eng Technol* 7:760–764
- Cai W, Wang G, Santoso A, Mcphaden MJ, Wu L, Jin FF, Timmermann A, Collins M, Vecchi G, Lengaigne M, England MH, Dommenget D, Takahashi K, Guilyardi E (2015) Increased frequency of extreme La Niña events under greenhouse warming. *Nat Clim Chang* 5:132–137
- Calzadilla A, Rehdanz K, Betts R, Falloon P, Wiltshire A, Tol RSJ (2013) Climate change impacts on global agriculture. *Clim Chang* 120:357–374
- Carr M (2011) The water relations and irrigation requirements of oil palm (*Elaeis guineensis*): a review. *Exp Agric* 47:629–652
- Cazenave A, Cozannet GL (2014) Sea level rise and its coastal impacts. *Earth's Future* 2:15–34
- Chang CP, Harr PA, Chen HJ (2005) Synoptic disturbances over the equatorial South China Sea and western Maritime Continent during boreal winter. *Mon Weather Rev* 133:489–503
- Chantaraniyom T (2007) Oil palm. Oil Palm Research and Development Centre. Songkhla, Thailand: Faculty of Natural Resources, Prince of Songkla University
- Chiew YL, Shimada S (2013) Current state and environmental impact assessment for utilizing oil palm empty fruit bunches for fuel, fiber and fertilizer - a case study of Malaysia. *Bioenerg* 51:109–124
- Chizari A, Mohamed Z, Shamsuden MN, Seng KWK (2017) Economic climate model of oil palm production in Malaysia. *Int J Horticult Agric Food Sci* 1:27–32
- Chong CL (2000) Storage, handling and transportation of palm oil and palm oil products. In: Basiron Y, Jalani BS, Chan KW (eds) *Advances in oil palm research*. Palm Oil Research Institute, Kuala Lumpur
- Church JA, PU CA, Cazenave JM, Gregory S, Jevrejeva A, Levermann MA, Merrifield GA, PD MRSN, Nunn AJ, Payne WT, Pfeffer DS, Unnikrishnan AS (2013) Sea level change. In: Stocker TF, Qin D, Plattner GK, Tignor M, Allen SK, Boschung J, Nauels A, Xia Y, Bex V, Midgley PM (eds) *Climate change 2013: the physical science basis. Contribution of Working Group I to the Fifth Assessment Report of the Intergovernmental Panel on Climate Change*. Cambridge University Press, Cambridge and New York
- Cooper RM (2011) Fusarium wilt of oil palm: a continuing threat to South East Asian plantations. *Planter* 87:409–418
- Corley RHV, Tinker PB (2003) *The oil palm*. Wiley Blackwell, London
- Corley RHV, Tinker PB (2015) *The oil palm*. World Agricultural Series. Wiley Blackwell, London
- Corley RHV, Tinker PB (2016) *The oil palm*. Wiley Blackwell, London
- Culman M, De Farias CM, Bayona C et al (2019) Using agrometeorological data to assist irrigation management in oil palm crops: a decision support method and results from crop model simulation. *Agric Water Manag* 213:1047–1062
- Darras KFA, Corre MD, Formaglio G, Tjoa A, Potapov A, Brambach F, Sibhat KT, Grass I, Rubiano AA, Buchori D, Drescher J, Fardiansah R, Hölscher D, Irawan B, Kneib T, Krashevskaya V, Krause A, Kreft H, Li K et al (2019) Reducing fertilizer and avoiding herbicides in oil palm plantations—ecological and economic valuations. *Front for Glob Change* 2:1–15
- Dayang Norwana AAB, Kunjappan R, Chin M, Schoneveld G, Potter L, Andriani R (2011) The local impacts of oil palm expansion in Malaysia: an assessment based on a case study in Sabah State. Working Paper 78. CIFOR, Bogor, Indonesia. Centre for International Forestry Research (CIFOR) Working Paper 78:1–26
- Del Ninno C, Dorosh PA (2001) Averting a food crisis: private imports and public targeted distribution in Bangladesh after the 1998 flood. *Agric Econ* 25:337–346
- Delgado JA, Nearing MA, Rice CW (2013) Conservation practices for climate change adaptation. In: *Advances in Agronomy*, 1st edn. Academic Press Inc, Cambridge, pp 47–115
- Department of Irrigation and Drainage Malaysia [DID] (2009). Flood management manual vol 1. Available at: <https://www.yumpu.com/en/document/view/33815186/volume-1-flood-management-malaysia-geoportal>. Accessed 07 October 2020
- Devendra C (2012) Climate change threats and effects: challenges for agriculture and food security. *ASM Series on Climate Change*. Available at: [https://www.agrilinks.org/sites/default/files/resource/files/climate\\_change\\_threats\\_effects\\_strategies.pdf](https://www.agrilinks.org/sites/default/files/resource/files/climate_change_threats_effects_strategies.pdf). Accessed 12 Dec 2020
- Diemont H, Hillegers PJM, Joosten H, Kramer K, Ritzema H, Rieley J, Wosten H (2002) Fire and peat forests, what are the solutions? Conference: Workshop on Prevention & Control of Fire in Peatlands At: 19–21 March, 2002. Kuala Lumpur, Malaysia. In: Parish, F. (Ed.) *Proceedings Workshop*, p. 41–50
- Dikin A, Sijam K, Abidin Z, Ahmad M, Seman IA (2003) Biological control of seedborne pathogen of oil palm, *Schizopyllum commune* Fr. with antagonistic bacteria. *Int J Agric Biol* 5:507–512
- Dikin A, Sijam K, Kadir J, Semanz IA (2006) Antagonistic bacteria against *Schizopyllum commune* FR. In *Peninsular Malaysia. Biotropia* 13:111–121
- Dislich C, Keyel AC, Salecker J, Kisel Y, Meyer KM, Auliya M, Barnes AD, Corre MD, Darras K, Faust H, Hess B, Klasen S, Knohl A, Kreft H, Mejjide A, Nurdiansyah F, Otten F, Pe G, Steinebach S et al (2017) A review of the ecosystem functions in oil palm plantations, using forests as a reference system. *Biol Rev* 49:1539–1569
- Dumbrell AJ, Hill JK (2005) Impacts of selective logging on canopy and ground assemblages of tropical forest butterflies: implications for sampling. *Biol Conserv* 125:123–131
- Durand-Gasselinet T, Cochard B (2005) Oil palm seed distribution. *OCL* 12:148–153

- Economic Planning Unit [EPU] (2015) Eleventh Malaysia Plan 2016–2020. Economic Planning Unit, Prime Minister's Department. Putrajaya Malaysia
- Ekenta CM, Ajala MK, Akinola MO, Oseni Y (2017) Abandoned Nigerian economic resources: the case of oil palm. *J Agric Ext Rural Dev* 4:1–16
- Eksomtramage T (2011) Oil palm breeding. O.S.Printing House, Bangkok
- Ercan A, Bin Mohamad MF, Kavvas ML (2013) The impact of climate change on sea level rise at Peninsular Malaysia and Sabah-Sarawak. *Hydrol Process* 27:367–377
- Ernawati Hamdan M, Man N, Md Yassin S, Lawrence D'Silva J, Mohamed Shaffril HA (2013) Farmers' adaptive capacity towards the impacts of global warming: A review. *Asian Soc Sci* 9:177–184
- Fahad S, Bajwa AA, Nazir U, Anjum SA, Farooq A, Zohaib A, Sadia S, Nasim W, Adkins S, Saud S, Ihsan MZ, Alharby H, Wu C, Wang D, Huang J (2017) Crop production under drought and heat stress: plant responses and management options. *Front Plant Sci* 8:1–16
- Fathi A, Tari DB (2016) Effect of drought stress and its mechanism in plants. *Int J Life Sci* 10:1–6
- Feidas H, Makrogiannis T, Bora-Senta E (2004) Trend analysis of air temperature time series in Greece and their relationship with circulation using surface and satellite data : 1955 – 2001. *Theor Appl Climatol* 208:185–208
- Filho WL, Al-Amin AQ, Nagy GJ, Azeiteiro UM, Wiesböck L, Ayal DY, Morgan EA, Mugabe P, Aparicio-Effen M, Fudjumdjum H, Jabbour CJC (2018) A comparative analysis of climate-risk and extreme event-related impacts on well-being and health: policy implications. *Int J Environ Res Public Health* 15:1–19
- Fitzherbert EB, Struebig MJ, Morel A, Danielsen F, Brühl CA, Donald PF, Phalan B (2008) How will oil palm expansion affect biodiversity? *Trends Ecol Evol* 23:538–545
- Fleiss S, Hill JK, Mclean C, Lucey JM, Reynolds G (2017) Potential impacts of climate change on oil palm cultivation: a science-for-policy. Available at: <http://www.sensorproject.net/wp-content/uploads/2018/01/Climate-change-report-FINAL.pdf>. Accessed 27 Dec 2020
- Flood J (2006) A review of Fusarium wilt of oil palm caused by *Fusarium oxysporum* f. sp. *elaeidis*. *Phytopathology* 96:660–662
- Flood J, Husan Y, Turner PD, O'Grady EB (2000) The spread of *Ganoderma* from infective sources in the field and its implications for management of the disease in oil palm. In: Flood J, Bridge PD, Holderness M (eds) *Ganoderma Diseases of Perennial Crops*. CABI Publishing, Wallingford, UK, pp 101–112
- Flood J, Cooper R, Rees R, Potter U, Hasan Y (2010) Some latest R & D on *Ganoderma* diseases in oil palm. IOPRI/MPOB Seminar: advances in the controlling of devastating disease of oil palm (*Ganoderma*) in South East Asia 10:1–21
- Fold N, Whitfield L (2012) Developing a palm oil sector: the experiences of Malaysia and Ghana compared. DIIS Working Paper 08:1–43
- Foley JA, DeFries R, Asner GP, Barford C, Bonan G, Carpenter SR, Chapin FS, Coe MT, Daily GC, Gibbs H, Helkowski JH, Holloway T, Howard EA, Kucharik CJ, Monfreda C, Patz JA, Prentice IC, Ramankutty N, Snyder PK (2005) Global consequences of land use. *Sci* 309:570–574
- Fredriksen HB, Berner J, Subramanian AC, Capotondi A (2020) How does El Niño–Southern Oscillation change under global warming—A first look at CMIP6. *Geophys Res Lett* 47:1–9
- Fung KF, Huang YF, Koo CH (2020) Assessing drought conditions through temporal pattern, spatial characteristic and operational accuracy indicated by SPI and SPEI: case analysis for Peninsular Malaysia. *Nat Hazards* 103:2071–2101
- Füssel HM (2007) Adaptation planning for climate change: concepts, assessment approaches, and key lessons. *Sustain* 2:265–275
- Garnett T, Appleby MC, Balmford A, Bateman IJ, Benton TG, Bloomer P et al (2013) Sustainable intensification in agriculture: premises and policies. *Sci* 341:33–34
- Giesen W, Nirmala Sari EN (2018) Tropical peatland restoration report: the Indonesian case. Available at: [https://www.researchgate.net/publication/323676663\\_Tropical\\_Peatland\\_Restoration\\_Report\\_the\\_Indonesian\\_case](https://www.researchgate.net/publication/323676663_Tropical_Peatland_Restoration_Report_the_Indonesian_case). Accessed 10 Jul 2021.
- Goh KJ, Kee KK, Chew PS, Gan HH, Heng YCA, Ng HCP (2002) Concept of site yield potential and its applications in oil palm plantations. Presented at Oils and Fats International Congress 2000. *Bulletin Malaysian Oil Science and Technology* 2:57–63
- Gornall J, Betts R, Burke E, Clark R, Camp J, Willett K, Wiltshire A (2010) Implications of climate change for agricultural productivity in the early twenty-first century. *Phil Trans R Soc B* 365:2973–2989
- Gruda N, Bisbis M, Tanny J (2019) Influence of climate change on protected cultivation: impacts and sustainable adaptation strategies - a review. *J Clean Prod* 225:481–495
- Hamdan ME, Man N, Yassin SM, D'Silva JL, Shafiril HA (2013) Farmers' adaptive capacity towards the impacts of global warming: a review. *Asian Soc Sci* 9:177–184
- Hanafi NH, Hassim MH, Noor ZZ (2018) Overview of health impacts due to haze pollution in Johor, Malaysia. *J Eng Technol Sci* 50:818–831
- Haniff MH, Zuraidah Y, Afifah AR, Jusoh Latif M, Ayatollah Khomeini A, Kamarudin NHJ (2016) Impact of El-Nino and La -Nina on oil palm FFB yield production in Malaysia. *Int J Environ* 2:1084–1100
- Hanim N, Salleh M, Hasan H, Kassim S (2015) Trends in temperature extremes across Malaysia. *Adv Environ Biol* 9:1–9
- Hardanto A, Röhl A, Niu F, Meijide A, Hendrayanto Hölscher D (2017) Oil palm and rubber tree water use patterns: Effects of topography and flooding. *Front. Plant Sci* 8:1–12
- Harun MH, Mohammad AT, Noor MR, Din AK, Latiff J, Sani AR, Abdullah R (2010) Impact of El-Nino occurrence on oil palm yield in Malaysia. *Planter* 86:837–852
- Hasan HH, Fatin S, Razali M, Muhammad NS, Ahmad A (2021) Hydrological Drought across Peninsular Malaysia: implication of drought index. *Nat Hazards Earth Syst* 175:1–4 In press
- Hassen JY, Sokora A, Taha M (2016) Identifying pathways linking agricultural education, training and extension USAID/BFS/ARP-Funded Available at: <https://innovate.cired.vt.edu/wp-content/uploads/2015/09/JemalPathwaysLinkingAgEdExtFINAL.pdf> . Accessed 14 May 2020.
- Hazran Z, Norsida M, Nitty Hirawaty K, Nolila MN (2017) The post-flood impacts on farmers, agricultural sector and food security in Kelantan. *Int J Acad Res Bus Soc Sci* 7:175–184
- Henson IE, Harun MH, Chang KC (2008) Some observations on the effects of high water tables and flooding on oil palm, and a preliminary model of oil palm water balance and use in the presence of a high water table. *Oil Palm Bull* 05:4–22
- Herdiansyah H, Negoro H, Rusdayanti N, Shara S (2020) Palm oil plantation and cultivation: prosperity and productivity of smallholders. *Open Agric* 5:617–630
- Holman IP, Brown C, Carter TR, Harrison PA, Rounsevell M (2019) Improving the representation of adaptation in climate change impact models. *Reg Environ Chang* 19:711–721
- Hong LA (2015) Impact of El-Nino on global palm oil and vegetable oil supply-a major catalyst for price recovery? Pointers on Price Trend. Palm Oil Internet Seminar. Malaysian Palm Oil Council. Available at: [https://www.pointers.org.my/v2/report\\_details.php?id=188](https://www.pointers.org.my/v2/report_details.php?id=188). Accessed 5 May 2021
- Hooijer A, Vernimmen R (2016) Flooding projections from elevation and subsidence models for the Rajang Delta peatlands, Malaysia. 2nd International Workshop on Coastal Subsidence May 30 - June 1, 2016 – Venice, Italy

- Hooijer A, Vernimmen R, Visser M, Mawdsley N (2015) Flooding projections from elevation and subsidence models for oil palm plantations in the Rajang Delta peatlands, Sarawak, Malaysia. *Deltares report* 1207384:1–76
- Hosen N, Nakamura H, Hamzah A (2020) Adaptation to climate change: does traditional ecological knowledge hold the key? *Sustain* 2:1–18
- Idris A, Ismail S, Ariffin, D (2004) Innovative technique of sanitation for controlling *Ganoderma* at replanting. MPOB Information Series, 3–6. Malaysian Palm Oil Board, Ministry of Plantation Industries and Commodities, Malaysia.
- Iglesias A, Garrote L (2018) Adaptation strategies for agricultural water management under climate change in Europe. *Agric Water Manag* 155:113–124
- IPCC (2007) Summary for policymakers. In: Solomon SD, Qin M, Manning Z, Chen M, KBA M (eds) *Climate change 2007: the physical science basis. Contribution of Working Group I to the Fourth Assessment Report of the Intergovernmental Panel on Climate Change*. Cambridge University Press, Cambridge and New York
- IPCC (2014) In: Team CW, Pachauri RK, Meyer LA (eds) *Climate change 2014: synthesis report - summary for the policy makers contribution of Working Groups I, II and III to the Fifth Assessment Report of the Intergovernmental Panel on Climate Change*. IPCC, Geneva
- Iqbal R, Raza MAS, Valipour M, Saleem MF, Zaheer MS, Ahmad S, Toleikiene M, Haider I, Aslam MU, Nazar MA (2020) Potential agricultural and environmental benefits of mulches—a review. *Bulletin of the National Research Centre* 44:1–16
- Irawan A, Syakir M (2019) Determinants of oil palm smallholder farmers' adaptation strategy to climate change in Bengkulu, Indonesia Determinantes de la estrategia de adaptación de los pequeños agricultores de palma aceitera al cambio climático en Bengkulu, Indonesia. *Rev Econ Sociol Rural* 57:428–440
- Ivy-Ng LF (2015) The impact of El-Nino on global vegetable oil and palm oil trade. Available at: <http://www.mpoc.org.my/upload/Paper-3-Ivy-Ng.pdf>. Accessed 15 May 2021
- Jackson L, van Noordwijk M, Bengtsson J, Foster W, Lipper L, Pulleman M, Said M, Snaddon J, Vodouhe R (2010) Biodiversity and agricultural sustainability: from assessment to adaptive management. *Curr Opin Environ Sustain* 2:80–87
- Jonkman SN (2005) Global perspectives on loss of human life caused by floods. *Nat Hazards* 34:151–175
- Jordan A, Zavalan LM, Munoz-Rojas M (2011) Mulching effects on soil physical properties. In: Glinski J, Horabik J, Lipiec J (eds) *Encyclopedia of Agrophysics. Encyclopedia of Earth Sciences Series*, Springer Dordrecht
- Kamaruddin AH, Din AH, Pa'suya MF, Omar KM (2016) Long-term sea level trend from tidal data in Malaysia. 2016 IEEE 7th Control and System Graduate Research Colloquium (ICSGRC 2016), 8 August 2016, UiTM Shah Alam, Malaysia Long-Term, August, 187–192
- Kamarudin N, Seman IAB, Mazmira M, Masri M (2019) Prospects in sustainable control of oil palm pests and diseases through the enhancement of ecosystem services - the way forward. *J Oil Palm Res* 31:381–393
- Kamil NN, Omar SF (2016) Climate variability and its impacts on the palm oil industry. *Oil Palm Ind Econ J* 16:18–30
- Kamil NN, Omar SF (2017) The impact of El Niño and La Niña on Malaysian Palm Oil Industry. *Oil Palm Bulletin* 74:1–6
- Kapoor D, Bhardwaj S, Landi M, Sharma A, Ramakrishnan M, Sharma A (2020) The impact of drought in plant metabolism: how to exploit tolerance mechanisms to increase crop production. *Appl Sci* 10:1–19
- Kevin E, Trenberth KM, Linda M, Steven R (2000) *Effects of changing climate on weather and human activities. Global change Instruction Programme*. University Science Books, Sausalito, California, USA
- Khalid H, Tarmizi A (2008) Techniques of soil and water conservation and nutrient recycling in oil palm plantations on inland soils. *Oil Palm Bull* 56:1–11
- Khan MF, Hamid AH, Rahim HA, Maulud KNA, Latif MT, Nadzir MSM, Sahani M, Qin K, Kumar P, Varkkey H, Faruque MRI, Guan NC, Ahmadi SP, Yusoff S (2020) El Niño driven haze over the Southern Malaysian Peninsula and Borneo. *Sci Total Environ* 730:1–14
- Khasanah N, Van Noordwijk M, Slingerland M, Sofiyudin M, Stomph D, Migeon AF, Hairiah K (2020) Oil palm agroforestry can achieve economic and environmental gains as indicated by multifunctional land equivalent ratios. *Front Sustain Food Syst*:1–13
- Koon LW, Kun OB (2006) The unseen flood : waterlogging in large oil palm plantations. *Jurutera* 01:28–31
- Koplitz SN, Mickley LJ, Jacob DJ, Marlier ME, DeFries RS, Gaveau DLA, Locatelli B, Reid JS, Xian P, Myers SS (2018) Role of the Madden-Julian Oscillation in the transport of smoke from Sumatra to the Malay Peninsular during severe Non-El Niño Haze Events. *J Geophys Res Atmos* 123:6282–6294
- Kunii O, Nakamura S, Abdur R, Wakai S (2002) The impact on health and risk factors of the diarrhoea epidemics in the 1998 Bangladesh floods. *Public Health* 116:68–74
- Kushairi A, Soh Kheang L, Azman I, Elina H, Meilina OA, Zanal Bidin M, Noor I, Razmah G, Shamala S, Ghulam Kadir AP (2018) Oil palm economic performance in Malaysia and R&D progress in 2017. *J Oil Palm Res* 30:163–195
- Kwan MS, Tanggang FT, Juneng L (2011) Projected changes of future climate extremes in Malaysia. *National Symposium on Climate Change Adaptation. Sains Malays* 42:1051–1058
- Lahsen M, Sanchez-Rodriguez R, Lankao PR, Dube P, Leemans R, Gaffney O, Mirza M, Pinho P, Osman-Elasha B, Smith MS (2010) Impacts, adaptation and vulnerability to global environmental change: challenges and pathways for an action-oriented research agenda for middle-income and low-income countries. *Curr Opin Environ Sustain* 2:364–374
- Lane L (2012) Economic growth, climate change, confusion and rent seeking: the case of palm oil. *J Oil Palm Environ* 3:1–8
- Lauzon A (2013) From agricultural extension to capacity development: exploring the foundations of an emergent form of practice. *Int J Lifelong Educ* 32:247–266
- Lei W, Dong H, Chen P, Lv H, Fan L, Mei G (2020) Study on runoff and infiltration for expansive soil slopes in simulated rainfall. *Water* 12:1–19
- Liew Y, Teo FY, Ghani AA (2014) Assessment of the climate change impact on a dry Detention Pond at Kota Damansara, Malaysia. 13th International Conference on Urban Drainage, 7-12 September 2014 Sarawak, Malaysia
- Lisnawita HH, Tantawi AR (2016) Survey of basal stem rot disease on oil palms (*Elaeis guineensis* Jacq.) in Kebun Bukit Kijang, North Sumatra, Indonesia. *IOP Conference Series: Environ Earth Sci* 41:1–5
- Loh JL, Tangang F, Juneng L, David H, Dong-In L (2016) Projected rainfall and temperature changes over Malaysia at the end of the 21st century based on PRECIS modelling system. *Asia-Pac J Atmos Sci* 52:191–208
- Lohani AK, Ghosh NC, Chatterjee C (2004) Development of a management model for a surface waterlogged and drainage congested area. *Water Resour Manag* 18:497–518
- Malaysia Meteorological Department. (2009) *Climate change scenarios for Malaysia (2001 – 2099)*. Available at: [https://pdfhoney.com/compress-pdf.html?queue\\_id=60ebce2d42187350608b4568#google\\_vignette](https://pdfhoney.com/compress-pdf.html?queue_id=60ebce2d42187350608b4568#google_vignette). Accessed 20 Nov 2020
- Malaysian Palm Oil Board [MPOB] (2010) *Overview of Malaysian palm oil industry*. Available at: Report.[http://bepi.mpob.gov.my/images/document/overview202010\\_final.pdf](http://bepi.mpob.gov.my/images/document/overview202010_final.pdf). Accessed 11 Dec 2020

- Malaysian Palm Oil Board [MPOB] (2020) Malaysian oil palm statistics 2019, 39th edn. MPOB, Bangi
- Malaysian Palm Oil Council [MPOC] (2020) Monthly palm oil trade statistics 2020. Available at: <http://mpoc.org.my/monthly-palm-oil-trade-statistics-2020/>. Accessed 12 Mar 2021
- Maluin FN, Hussein MZ, Idris AS (2020) An overview of the oil palm industry: Challenges and some emerging opportunities for nano-technology development. *Agron* 10:1–20
- Man N, Shehu NI, Kamarulzaman NH, Sulaiman Z (2019) The influence of attitude, social norms on adaptation practices of oil palm smallholders, and mediation role of intention towards climate change impact in Malaysia. *Int J Sci Eng* 8:1821–1825
- Manjeri G (2014) *Oryctes rhinoceros* beetles, an oil palm pest in Malaysia. *Annu Res Rev Biol* 4:3429–3439
- McCarthy J, Cramb R (2009) Policy narratives, landholder engagement, and oil palm expansion on the Malaysian and Indonesian frontiers. *Geogr J* 175:112–123
- Mendez YDR, Chacon LM, Bayona CJ, Romero HM (2012) Physiological response of oil palm interspecific hybrids (*Elaeis oleifera* H.B.K. Cortes versus *Elaeis guineensis* Jacq.) to water deficit. *Braz J Plant Physiol* 24:273–280
- Merciere M, Boulord R, Carasco-Lacombe C, Klopp C, Lee YP, Tan JS, Syed Alwee SSR, Zaremski A, De Franqueville H, Breton F, Camus-Kulandaivelu L (2017) About *Ganoderma boninense* in oil palm plantations of Sumatra and peninsular Malaysia: ancient population expansion, extensive gene flow and large scale dispersion ability. *Fungal Biol* 121:529–540
- Ministry of Energy, Science, Technology, Environment and Climate Change [MESTECC] (2018). Third National Communication and Second Biennial Update Report to the UNFCCC. Ministry of Energy, Science, Technology, Environment and Climate Change Level 1–7, Block C4 & C5, Complex C, Federal Government Administration, 62662 Putrajaya, Malaysia
- Ministry of Food and Agriculture (MOFA) (2010) Agriculture in Ghana, facts and figures (2009) Accra, Ministry of Food and Agriculture Available at: <https://new-ndpc-static1.s3.amazonaws.com/Caches/Publications/2016/04/16/Agriculture-In-Ghana-Facts+and+Figures-2010.pdf>. Accessed 22 Aug 2020
- Ministry of Natural Resources and Environment [MNRE] (2010) Malaysia's second National Communication (NC2) submitted to the United Nations framework convention on climate change (UNFCCC), Ministry of Natural Resources and Environment (MNRE), Federal Government of Malaysia, Putrajaya
- Ministry of Natural Resources and Environment [MNRE] (2015) Malaysia Biennial Update Report to the UNFCCC. Ministry of Natural Resources and Environment Malaysia, Putrajaya, Malaysia
- Mirza MMQ, Warrick RA, Ericksen NJ, Gavin GJ (2002) Are floods getting worse in the Ganges, Brahmaputra and Meghna basins? *Environ Hazards* 3:37–48
- Mohd Taib Z, Jaharuddin NS, Mansor Z (2016) A review of flood disaster and disaster management in Malaysia. *Int J Acct Bus Manag* 4: 98–106
- Mohsen B, Christopher TBS, Husni MHA, Zaharah AR (2014) Soil, nutrients and water conservation practices in oil palm plantations on sloping and steep lands in Malaysia. International Agriculture Congress, 25–27 November 2014 Pullman Putrajaya Lakeside, Putrajaya, Malaysia
- MPOB (2011) Malaysian palm oil statistics (Annually). From Malaysian palm oil board: Available at: [http://econ.mpob.gov.my/economy/ei\\_statistics\\_content.htm](http://econ.mpob.gov.my/economy/ei_statistics_content.htm). Accessed 9 Feb 2020
- MPOC (2020) Malaysian palm oil sector performance in 2020 and market opportunities. Available at: <http://mpoc.org.my/malaysian-palm-oil-sector-performance-in-2020-and-market-opportunities/>. Accessed 29 June 2021
- MPOC (2021) Malaysia's 2021 crude palm oil exports to surge 24.4% on year. Available at: <https://www.spglobal.com/platts/en/market-insights/latest-news/agriculture/040521-malaysias-2021-crude-palm-oil-exports-to-surge-244-on-year-mpoc>. Accessed 29 Jun 2021
- Muhadi NA, Abdullah AF, Vojinovic Z (2017) Estimating Agricultural Losses using Flood Modeling for Rural Area. MATEC Web of Conferences, 103:0–7.
- Muhamad Rizal AR, Tsan FY (2008) Low rainfall for two or more months in succession will depress OER about 11 months later. Available at: <http://www.iipm.com.my/ipicex2014/docs/posters/Muhamad%20Rizal%20and%20Tsan.pdf>. Accessed 13 Jul 2021
- Murad MW, Molla RI, Mokhtar MB, Raquib MA (2010) Climate change and agricultural growth: an examination of the link in Malaysia. *Int J Clim Chang Strateg Manag* 2:403–417
- Murphy DJ (2014) The future of oil palm as a major global crop: opportunities and challenges. *J Oil Palm Res* 26:1–24
- Murtlaksono K, Darmosarkoro W, Sutarta ES, Siregar HH, Hidayat Y, Yusuf MA (2011) Feasibility of soil and water conservation techniques on oil palm plantation. *Agrivita* 33:63–69
- Mutsaers HJW (2019) The challenge of the oil palm: using degraded land for its cultivation. *Outlook on Agric* 48:190–197
- Nabara IS, Man N (2018) The role of extension in activity-based adaptation strategies towards climate impact among oil palm smallholders in Malaysia : a systematic review. *J Agric Vet Sci* 11:37–44
- Najihah TS, Ibrahim MH, Razak AA, Nulit R, Megat PEW (2019) Effects of water stress on the growth, physiology and biochemical properties of oil palm seedlings. *AIMS Agric Food* 4:854–868
- Nambiappan B, Ismail A, Hashim N, Ismail N, Shahari DN, Idris NAN, Omar N, Salleh KM, Hassan NAM, Kushairi A (2018) Malaysia: 100 years of resilient palm oil economic performance. *J Oil Palm Res* 30:13–25
- Naqvi SAA, Hassan RH, Wu W, Shah AA, Makhdam MSA, Shah SAR (2020) Synergy between adaptations and resilience of livelihood from climate change vulnerability: a group-wise comparison of adapters and non-adapters. *PLoS One* 15:1–21
- Nchanji YK, Nkongho RN, Mala WA et al (2016) Efficiency of oil palm intercropping by smallholders. Case study in South-West Cameroon. *Agrofor Syst* 90:509–519
- Nda M, Adam S, Suhadak MA, Zakaria MS, Lopa RT (2018) Effects of hydrological parameters on oil palm fresh fruit bunch yield. *IOP Conf. Series. Environ Earth Sci* 140:1–8
- Ngangom B, Das A, Lal R, Idapuganti RG, Layek J, Basavaraj S, Babu S, Yadav GS, Ghosh PK (2020) Double mulching improves soil properties and productivity of maize-based cropping system in eastern Indian Himalayas. *Int Soil Water Conserv Res* 8:308–320
- Nguyen Long LA, Foster M, Arnold G (2019) The impact of stakeholder engagement on local policy decision making. *Policy Sci* 52:549–571
- Ni LX, Ali F, Zainudin ZH (2016) Factors influencing the implementation of malaysia sustainable palm oil (MSPO) among oil palm smallholders in Malaysia. *Int J Acad Res Bus Soc Sci* 6:482–488
- Noor MRM, Harun MH (2004) Importance of water use efficiency (WUE) in oil palm productivity. *Oil Palm Bull* 48:24–30
- Obidzinski K, Andriani R, Komarudin H, Andrianto A (2012) Environmental and social impacts of oil palm plantations and their implications for biofuel production in Indonesia. *Ecol Soc* 17:1–19
- Oettli P, Behera SK, Yamagata T (2018) Climate based predictability of oil palm tree yield in Malaysia. *Sci Rep* 8:1–13
- Ojemade AC, Okorji EC, Enete AA (2019) Difficulties in adaptation to climate change by oil palm farmers in Southern Nigeria. *Afr J Agric Res* 14:46–53
- Othman J, Jafari Y (2014) Selected research issues in the Malaysian agricultural sector. *J Ekon Malay* 48:127–136
- Pachauri RK, Reisinger A (2007) Intergovernmental panel on climate change. Fourth Assessment Report. Geneva, Switzerland: intergovernmental panel on climate change. Cambridge; UK: Cambridge University Press, pp 104

- Paterson RRM (2007) Ganoderma disease of oil palm: a white rot perspective necessary for integrated control. *Crop Prot* 26:1369–1376
- Paterson RRM (2019) Ganoderma boninense disease deduced from simulation modelling with large data sets of future Malaysian oil palm climate. *Phytoparasitica* 47:255–262
- Paterson RRM (2020a) Future scenarios for oil palm mortality and infection by *Phytophthora palmivora* in Colombia, Ecuador and Brazil, extrapolated to Malaysia and Indonesia. *Phytoparasitica* 48:513–523
- Paterson RRM (2020b) Oil palm survival under climate change in Malaysia with future basal stem rot assessments. *For Pathol* 50:1–8
- Paterson RRM, Lima N (2012) Climate change, fumonisins and animal feed. In: Binder, E.M. (ed.), *NutriEconomics: balancing global nutrition and productivity*, *Biomim World Nutrition Forum*. 10–13th October 2012, Singapore. 241–247
- Paterson RRM, Lima N (2018) Climate change affecting oil palm agronomy, and oil palm cultivation increasing climate change, require amelioration. *Ecol Evol* 8:452–461
- Paterson RRM, Moen S, Lima N (2009) The feasibility of producing oil palm with altered lignin content to control Ganoderma disease. *J Phytopathol* 157:649–656
- Paterson RRM, Sariah M, Lima N (2013) How will climate change affect oil palm fungal diseases? *Crop Prot* 46:113–120
- Paterson RRM, Kumar L, Taylor S, Lima N (2015) Future climate effects on suitability for growth of oil palms in Malaysia and Indonesia. *Sci Rep* 5:1–11
- Paterson RRM, Kumar L, Shabani F, Lima N (2017) World climate suitability projections to 2050 and 2100 for growing oil palm. *J Agric Sci* 155:659–702
- Payus C, Huey LA, Adnan F, Rimba AB, Mohan G, Chapagain SK, Roder G, Gasparatos A, Fukushi K (2020) Impact of extreme drought climate on water security in North Borneo: Case study of Sabah. *Water* 12:1–19
- Pirker J, Mosnier A, Kraxner F, Havlík P, Obersteiner M (2016) What are the limits to oil palm expansion? *Glob Environ Chang* 40:73–81
- Pornsuriya C, Sunpapao A, Srihanant N, Worapattamasri K, Kittimorakul J, Phithakkit S, Petcharat V (2013) A survey of diseases and disorders in oil palm of southern Thailand. *Plant Pathol* 12:169–175
- Putra ETS, Issukindarsyah T et al (2015) Physiological responses of oil palm seedlings to the drought stress using boron and silicon applications. *J Agron* 14:49–61
- Quadri DA, Shrestha ML, Khan TMA, Ferdousi N, Rahman M, Mannan A (2004) Variations of surface air temperature over the land areas in and around the Bay of Bengal. *Nat Hazards* 31:561–584
- Rahman HMT, Hickey GM (2019) What does autonomous adaptation to climate change have to teach public policy and planning about avoiding the risks of maladaptation in Bangladesh? *Front Environ Sci* 7:1–14
- Raihan A, Begum RA, Said MNM, Abdullah SMS (2019) A review of emission reduction potential and cost savings through forest carbon sequestration. *Asian J Water Environ Pollut* 16:1–7
- Rao T, Mustapa SI (2021) A review of climate economic models in Malaysia. *Sustain* 13:1–20
- Rival A (2017) Breeding the oil palm (*Elaeis guineensis* Jacq.) for climate change. *OCL* 24:1–7
- Rusli MH, Idris AS, Cooper RM (2015) Evaluation of Malaysian oil palm progenies for susceptibility, resistance or tolerance to *Fusarium oxysporum* f. sp. *elaeidis* and defence-related gene expression in roots. *Plant Pathol* 64:638–647
- Safiah Yusmah M, Bracken LJ, Sahdan Z, Norhaslina H, Melasutra MD, Ghaffarianhoseini A, Sumiliana S, Shereen Farisha AS (2020) Understanding urban flood vulnerability and resilience: a case study of Kuantan, Pahang, Malaysia. *Nat Hazards* 101:551–571
- Saini A, Gulati A (2014) El-Nino and Indian drought. A scoping exercise. Available at: [http://www.icrier.org/pdf/working\\_paper\\_276.pdf](http://www.icrier.org/pdf/working_paper_276.pdf). Accessed 04 Jul 2021
- Samedani B, Juraimi AS, Abdullah SAS, Rafii MY, Rahim AA (2014) Effect of cover crops on weed community and oil palm yield. *Int J Agric Biol* 13:23–31
- Sammathuria MK, Ling LK (2009) Regional climate observation and simulation of extreme temperature and precipitation trends, Paper presented at the 14th international rainwater catchment systems conference, 3–6 August. PWTC, Kuala Lumpur. Available at: <http://www.eng.warwick.ac.uk/ircsa/pdf/14th/papers/P1-3%20Sammathuria.pdf>. Accessed 04 Feb 2020
- Sani GDI, Gasim MB, Toriman ME, Abdullahi MG (2014) Floods in Malaysia historical reviews, causes, effects and mitigations approach. *Int J Interdiscip Res Innov* 2:59–65
- Sarkar MSK, Begum RA, Pereira JJ (2020) Impacts of climate change on oil palm production in Malaysia. *Environ Sci Pollut Res* 27:9760–9770
- Savilaakso S, Garcia C, Garcia-Ulloa J, Ghazoul J, Groom M, Guariguata MR, Laumonier Y, Nasi R, Petrokofsky G, Snaddon J, Zrust M (2014) Systematic review of effects on biodiversity from oil palm production. *Environ Evid* 3:1–20
- Seng, YK (2017) Climate change and weather extremes – challenges for Malaysia. Seminar on climate change and health: United Nations University-International Institute for Global Health, . 4th May, 2017, Kuala Lumpur, Malaysia
- Shaaban AJ (2013) Impacts of climate change on Malaysia. Available at: [http://ensearch.org/wp-content/uploads/2013/10/paper-1-impact-of-climate-change-on-Malaysia\\_00.pdf](http://ensearch.org/wp-content/uploads/2013/10/paper-1-impact-of-climate-change-on-Malaysia_00.pdf). Accessed 07 Jun 2020
- Shafiq KM (2017) The effect of rainfall distribution to production of oil palm in different location. Dissertation, University of Teknologi, Malaysia
- Shahid S, Pour SH, Wang X, Shourav SA, Minhans A, Ismail T (2017) Impacts and adaptation to climate change in Malaysian real estate. *Int J Clim Chang Strateg Manag* 9:87–103
- Shamsuddin R et al (2021) Palm oil industry-processes, by-product treatment and value addition. In: Inamuddin KA (ed) *Sustainable bio-conversion of waste to value added products*. Advances in science technology and innovation (IEREK Interdisciplinary Series for Sustainable Development). Springer, Cham
- Shanmuganathan S, Narayanan A (2012) Modelling the climate change effects on Malaysia's oil palm yield. 2012 IEEE Symposium on E-Learning, E-Management and E-Services, 21–24 October, 2012, Kuala Lumpur, Malaysia, 71–76
- Shanmuganathan S, Narayanan A, Mohamed M, Ibrahim R, Khalid H (2014) A hybrid approach to modelling the climate change effects on Malaysia's oil palm yield at the regional scale. *Adv Intell Syst Comput* 287:335–346
- Sheil D, Casson A, Meijaard E, Noordwijk MV, Gaskell J, Sunderland-Groves J, Wertz K, Kanninen M (2009) The impacts and opportunities of oil palm in Southeast Asia. What do we know and what do we need to know? Occasional paper no. 51. Centre for International Forestry Research (CIFOR), Bogor, Indonesia
- Shevade VS, Loboda TV (2019) Oil palm plantations in Peninsular Malaysia: determinants and constraints on expansion. *PLoS One* 14:1–22
- Silva PA, Oliveira IV, Rodrigues KCB et al (2016) Leaf gas exchange and multiple enzymatic and non-enzymatic antioxidant strategies related to drought tolerance in two oil palm hybrids. *Trees* 30: 203–214
- Silva PA, Cosme VS, Rodrigues KCB, Detmann KSC, Leão FM, Cunha RL, Festucci Buselli RA, DaMatta FM, Pinheiro HA (2017) Drought tolerance in two oil palm hybrids as related to adjustments in carbon metabolism and vegetative growth. *Acta Physiol Plant* 39: 1–12
- Simbiwen T (2016) Flood risks on assets and livelihood on tropical catchments within oil palm landscapes. Dissertation, James Cook University, Australia.

- Simorangkir D (2007) Fire use: is it really the cheaper land preparation method for large-scale plantations? *Mitig Adapt Strateg Glob Chang* 12:147–164
- Siwar C, Alam MM, Murad MW, Al-Amin AQ (2009) Impacts of climate change on agricultural sustainability and poverty in Malaysia. *Int. Rev Bus Res Pap At: 10th International Business Research Conference April 16-17, 2009 Dubai, UAE*
- Smith P (2013) Delivering food security without increasing pressure on land. *Glob Food Sec* 2:18–23
- Smith PM, Bustamante H, Ahammad H, Clark H, Dong EA, Elsiddig H, Haberl R, Harper J, House M, Jafari O, Masera C, Mbow NH, Ravindranath CW, Rice C, Robledo Abad A, Romanovskaya F, Sperling TF (2014) Agriculture, Forestry and Other Land Use (AFOLU). In: Edenhofer OR, Pichs-Madruga Y, Sokona E, Farahani S, Kadner K, Seyboth A, Adler I, Baum S, Brunner P, Eickemeier B, Kriemann J, Savolainen S, Schlömer C, von Stechow T, Zwickel Minx JC (eds) *climate change 2014: Mitigation of climate change. Contribution of Working Group III to the Fifth Assessment Report of the Intergovernmental Panel on Climate Change*. Cambridge University Press, Cambridge and New York
- Statista (2021) Export of palm oil to major countries for Malaysia in 2020, by volume. Available at: <https://www.statista.com/statistics/1092065/malaysia-export-of-palm-oil-to-major-countries-by-volume>. Accessed 29 Jun 2021
- Stringer LC, Fraser EDG, Harris D, Lyon C, Pereira L, Ward CFM, Simelton E (2020) Adaptation and development pathways for different types of farmers. *Environ Sci Pol* 104:174–189
- Sum LP (2018) El-Nino: a review of scientific understanding and the impact of 1997/98 event in Malaysia (ed) Sum LP, Tangang F Academy of sciences, Level 20, West Wing, MATRADE Tower Jalan Sultan Haji Ahmad Shah off Jalan Tuanku Abdul Halim 50480, Kuala Lumpur, Malaysia
- Sumarga E, Hein L, Hooijer A, Vernimmen R (2016) Hydrological and economic effects of oil palm cultivation in Indonesian peatlands. *Ecol* 21:1–20
- Sumathi S, Chai S, Mohamed A (2008) Utilization of oil palm as a source of renewable energy in Malaysia. *Renew Sust Energ Rev* 12:2404–2421
- Sun CS, Cao HX, Shao HB, Lei XT, Xiao Y (2011) Growth and physiological responses to water and nutrient stress in oil palm. *African J Biotec* 10:10465–10471
- Suresh K (2013) Adaptation and mitigation strategies for climate-resilient oil palm. In: Singh H, Rao N, Shivashankar K (eds) *Climate-resilience horticulture: adaptation and mitigation strategies*. Springer, India
- Susanto A, Sudharto PS, Purba RY (2005) Enhancing biological control of basal stem rot disease (*Ganoderma boninense*) in oil palm plantations. *Mycopathologia* 159:153–157
- Sutarta ES, Santoso H, Yusuf MA (2011) Climate change on oil palm: it's impacts and adaptation strategies Available at: [\\_climate\\_change\\_on\\_oil\\_palm\\_it%27s\\_impacts\\_and\\_adaptation\\_strategies/links/553886410cf2239f4e79aa8e/climate-change-on-oil-palm-its-impacts-and-adaptation-strategies.pdf](https://www.researchgate.net/publication/275111111_Climate_change_on_oil_palm_it%27s_impacts_and_adaptation_strategies/links/553886410cf2239f4e79aa8e/climate-change-on-oil-palm-its-impacts-and-adaptation-strategies.pdf). Accessed 2 Apr 2020
- Suwandi Akino S, Kondo N (2012) Common spear rot of oil palm in Indonesia. *Plant Dis* 96:537–543 537
- Syafrina AH, Zalina MD, Norzaida A (2017) Climate Projections of Future Extreme Events in Malaysia. *Am J Appl Sci* 14:392–405
- Takahashi T, Nakagawa H, Satofuka Y, Kawaike K (2001) Flood and sediment disasters triggered by 1999 rainfall in Venezuela; a river restoration plan for an alluvial fan. *J Nat Dis Sci* 23:65–82
- Tang KHD (2019) Climate change in Malaysia: trends, contributors, impacts, mitigation and adaptations. *Sci Total Environ* 650:1858–1871
- Tang KHD, Al Qahtani HMS (2020) Sustainability of oil palm plantations in Malaysia. *Environ Dev Sustain* 22:4999–5023
- Tangang FT, Juneng L, Ahmad S (2007) Trend and interannual variability of temperature in Malaysia: 1961–2002. *Theor Appl Climatol* 89:127–141
- Tangang FT, Juneng L, Salimun E, Sei KM, Le LJ, Muhamad H (2012) Climate change and variability over Malaysia: gaps in science and research information. *Sains Malays* 41:1355–1366
- Tangang F, Raheleh F, Ali M, Supari Ester S, Ahmad Fairudz J, Liew J (2017) Characteristics of precipitation extremes in Malaysia associated with El Niño and La Niña events. In *J Climatol* 37:696–716
- Tangang F, Liew J, Ester S, Ahmad FJ (2018) Scientific understanding of El Niño-Southern Oscillation (ENSO) and its climatic impacts in Malaysia and surrounding region. In book: *El-Nino - review of scientific understanding and the impacts of 1997/98 event in Malaysia* Publisher: Academy of Sciences Malaysia
- Teh CBS (2016) Availability, use, and removal of oil palm biomass in Indonesia. Report Prepared for the International Council on Clean Transportation 2:1–39
- The Star (2010) Kedah and Perlis scramble to send aid to 19,000 hit by floodwaters. The Star [online]. 3November2010. <http://thestar.com.my/news/story.asp?file=/2010/11/3/nation/7352766&sec=nati> Accessed 23 Jun 2020
- The Star (2021) Palm oil output affected. Available at: <https://www.thestar.com.my/business/business-news/2021/01/21/palm-oil-output-affected>. Accessed 10 Jul 2021
- Thomton PK, Kristjanson P, Förch W, Barahona C, Cramer L, Pradhan S (2018) Is agricultural adaptation to global change in lower-income countries on track to meet the future food production challenge? *Glob Environ Chang* 52:37–48
- Tilman D, Socolow R, Foley JA, Hill J, Larson E, Lynd L, Pacala S, Reilly J, Searchinger T, CWR S (2009) Beneficial biofuels—the food, energy, and environment trilemma. *Sci* 325:270–271
- United States Department of Agriculture [USDA] (2015) MALAYSIA: 2014/15 Palm oil production affected by flooding. Available at: <https://ipad.fas.usda.gov/highlights/2015/03/Malaysia/Index.htm> Accessed 10 Jul 2021
- Unjan R, Nissapa A, Chiarawipa R (2017) Climatic considerations which support the choice between natural rubber and oil palm in Nakhon Si Thammarat, southern Thailand. *Kasetsart J Soc Sci* 38:273–281
- Vaghefi N, Shamsudin MN, Radam A, Rahim KA (2016) Impact of climate change on food security in Malaysia: economic and policy adjustments for rice industry. *J Integr Environ Sci* 13:19–35
- Varsha V, Pimm SL, Jenkins CN, Smith SJ (2016) The impacts of oil palm on recent deforestation and biodiversity loss. *PLoS One* 11:1–19
- Verheye W (2010) Growth and production of oil palm. In: Verheye WH (ed) *Land use, land cover and soil sciences*. UNESCO-EOLSS Publishers, Oxford
- Wah S, Muhamad H, Tangang F, Liew J (2012) Projection of storm surge climate over Sunda Shelf based on IPCC SRES A2 scenario. *Sains Malays* 41:1411–1422
- Wahid MB, Weng CK, Choo YM, Chin CM (2006) The need to reduce national greenhouse gases emissions : oil palm industry 's role. *J Oil Palm Res (Special issue)*:1–23
- Wan Noranida WMN, Amin MA, Ismail A (2015) Effect of climate change on palm oil production in Malaysia. *Int J Eng Res* 56: 2347–3878
- Wen PP, Sidik MJ (2011) Impacts of rainfall, temperature and recent El-Ninos on fisheries and agricultural products in the West Coast of Sabah [2000–2010]. *J Sci Technol* 28:73–85
- Weng CK (2005) Best-developed practices and sustainable development of the oil palm industry. *J Oil Palm Res* 17:124–135
- Wilhite DA, Sivakumar MVK, Pulwarty R (2014) Managing drought risk in a changing climate: the role of national drought policy. *Weather Clim Extremes* 3:4–13

- Woittiez LS, Van Wijk MT, Slingerland M, Van Noordwijk M, Giller KE (2017) Yield gaps in oil palm: a quantitative review of contributing factors. *Eur J Agron* 83:57–77
- World Bank [Climate Change Knowledge Portal] (2021) Climate change knowledge portal. Available at: <https://climateknowledgeportal.worldbank.org/download-data>. Accessed 10 May 2021
- Yong Y (2017) Palm oil production down 13.2% in 2016 on after-effect of El-Nino. Available at: <https://www.theedgemarkets.com/article/palm-oil-production-down-132-2016-after-effects-el-nino>. Accessed 15 May 2021
- Yusoff S (2006) Renewable energy from palm oil e innovation on effective utilization of waste. *J Clean Prod* 14:87–93
- Zahan KA, Kano M (2018) Biodiesel production from palm oil, its by-products, and mill effluent: a review. *Energies* 11:1–25
- Zainal Z, Shamsudin MN, Mohamed ZA, Adam SU (2012) Economic impact of climate change on the malaysian palm oil production. *Trends Appl Sci Res* 7:872–880
- Zaki HHM, Rahim MA (2019) Palm oil: Malaysia–EU trade issue, Khazanah Research Institute. Available at: [http://www.krinstitute.org/Discussion\\_Papers-@-Palm\\_Oil-;\\_Malaysia\\_%E2%80%93\\_EU\\_Trade\\_Issue.aspx](http://www.krinstitute.org/Discussion_Papers-@-Palm_Oil-;_Malaysia_%E2%80%93_EU_Trade_Issue.aspx) Accessed 27 May 2020
- Zen Z, Barlow C, Gondowarsito R (2006) Oil palm in Indonesian socio-economic improvement: a review of options. *Oil Palm Ind Econ* 6: 18–29
- Zhang Q, Sun P, Li J, Xiao M, Singh VP (2014) Assessment of drought vulnerability of the Tarim River basin, Xinjiang, China. *Theor Appl Climatol* 121:337–347
- Zikhali ZM, Mafongoya PL, Mudhara M, Jiri O (2020) Climate change mainstreaming in extension agents training curricula: a case of Mopani and Vhembe District, Limpopo Province, South Africa. *J Asian Afr Stud* 55:44–57
- Zimmermann A, Benda J, Webber H, Jafari Y (2018) Trade, food security and climate change: conceptual linkages and policy implications. Rome, FAO. pp 48. Licence: CC BY-NC-SA 3.0 IGO
- Zulkifli H, Halimah M, Chan KW, Choo YM, Mohd Basri W (2010) Life cycle assessment for oil palm fresh fruit bunch production from continued land use for oil palm planted on mineral soil (part 2). *J Oil Palm Res* 22:887–894
- Zulkifli Y, Norziha A, Naquiddin MH, Fadila AM, Nor Azwani AB, Suzana M, Samsul KR, Ong-Abdullah M, Singh R, Parveez GKA, Kushairi A (2017) Designing the oil palm of the future. *J Oil Palm Res* 29:440–455

**Publisher's note** Springer Nature remains neutral with regard to jurisdictional claims in published maps and institutional affiliations.