




Impact of the COVID-19 pandemic on the surveillance, prevention and control of antimicrobial resistance: a global survey

Sara Tomczyk ^{1*}, Angelina Taylor¹, Allison Brown², Marlieke E. A. de Kraker ³, Aiman El-Saed⁴, Majid Alshamrani⁴, Rene S. Hendriksen⁵, Megan Jacob⁶, Sonja Löfmark⁷, Olga Perovic ⁸, Nandini Shetty⁹, Dawn Sievert², Rachel Smith², John Stelling¹⁰, Siddhartha Thakur⁶, Ann Christin Vietor¹ and Tim Eckmanns¹ on behalf of the WHO AMR Surveillance and Quality Assessment Collaborating Centres Network†

¹Robert Koch Institute, WHO Collaborating Center for Emerging Infections and Biological Threats, Berlin, Germany; ²Centers for Disease Control and Prevention, WHO Collaborating Centre for International Monitoring of Bacterial Resistance to Antimicrobial Agents, Atlanta, GA, USA; ³Geneva University Hospitals and Faculty of Medicine, WHO Collaborating Centre on Patient Safety, Geneva, Switzerland; ⁴King Abdulaziz Medical City, WHO Collaborating Centre for Infection Prevention and Control and Anti-Microbial, Riyadh, Saudi Arabia; ⁵Technical University of Denmark, National Food Institute, WHO Collaborating Centre for Antimicrobial Resistance in Foodborne Pathogens and Genomics, Kongens Lyngby, Denmark; ⁶College of Veterinary Medicine, North Carolina State University, WHO Collaborating Centre for Global One Health and Antimicrobial Resistance Initiatives, Raleigh, NC, USA; ⁷Public Health Agency of Sweden, WHO Collaborating Centre for Antimicrobial Resistance Containment, Stockholm, Sweden; ⁸National Institute for Communicable Diseases and School of Pathology at University of Witwatersrand, WHO Collaborating Centre for Antimicrobial Resistance, Johannesburg, South Africa; ⁹National Infection Service Laboratories, Public Health England, WHO Collaborating Centre for Reference & Research on Antimicrobial Resistance and Healthcare Associated Infections, London, UK; ¹⁰Brigham and Women's Hospital, WHO Collaborating Centre for Surveillance of Antimicrobial Resistance, Boston, MA, USA

*Corresponding author. E-mail: Tomczyks@rki.de

†A link to a list of the WHO Collaborating Centres is provided in the Acknowledgements section.

Received 9 March 2021; accepted 14 June 2021

Objectives: The COVID-19 pandemic has had a substantial impact on health systems. The WHO Antimicrobial Resistance (AMR) Surveillance and Quality Assessment Collaborating Centres Network conducted a survey to assess the effects of COVID-19 on AMR surveillance, prevention and control.

Methods: From October to December 2020, WHO Global Antimicrobial Resistance and Use Surveillance System (GLASS) national focal points completed a questionnaire, including Likert scales and open-ended questions. Data were descriptively analysed, income/regional differences were assessed and free-text questions were thematically analysed.

Results: Seventy-three countries across income levels participated. During the COVID-19 pandemic, 67% reported limited ability to work with AMR partnerships; decreases in funding were frequently reported by low- and middle-income countries (LMICs; $P < 0.01$). Reduced availability of nursing, medical and public health staff for AMR was reported by 71%, 69% and 64%, respectively, whereas 67% reported stable cleaning staff availability. The majority (58%) reported reduced reagents/consumables, particularly LMICs ($P < 0.01$). Decreased numbers of cultures, elective procedures, chronically ill admissions and outpatients and increased ICU admissions reported could bias AMR data. Reported overall infection prevention and control (IPC) improvement could decrease AMR rates, whereas increases in selected inappropriate IPC practices and antimicrobial prescribing could increase rates. Most did not yet have complete data on changing AMR rates due to COVID-19.

Conclusions: This was the first survey to explore the global impact of COVID-19 on AMR among GLASS countries. Responses highlight important actions to help ensure that AMR remains a global health priority, including engaging with GLASS to facilitate reliable AMR surveillance data, seizing the opportunity to develop more sustainable IPC programmes, promoting integrated antibiotic stewardship guidance, leveraging increased laboratory capabilities and other system-strengthening efforts.

Introduction

The coronavirus disease 2019 (COVID-19) pandemic has had a substantial impact on health systems globally, affecting the management of other health threats, such as antimicrobial resistance (AMR). The WHO declared that AMR is one of the top 10 global health threats and, although often more silent than the COVID-19 pandemic, it can have equally devastating consequences.¹ From 2017 to 2019, the number of countries reporting AMR rates to WHO's Global Antimicrobial Resistance and Use Surveillance System (GLASS) exponentially grew from 729 in 22 countries to more than 64 000 in 66 countries.² However, the effects of the COVID-19 pandemic threaten the progress made and are thought to be having wide-reaching impacts on AMR surveillance, prevention and control efforts. Experts have highlighted the link between COVID-19 and AMR, indicating that certain changes, such as increased antimicrobial use, could drive an increase in AMR; while other activities, such as improved infection prevention and control (IPC), might reduce AMR rates.³⁻⁵ This underlines the importance of maintaining AMR surveillance to monitor trends during the COVID-19 pandemic.

The WHO AMR Surveillance and Quality Assessment Collaborating Centres Network is a global network of institutes with expertise in AMR, healthcare-associated infections and antimicrobial consumption. It aims to support WHO's efforts to combat AMR through the development and implementation of AMR surveillance and related activities.⁶ We conducted a survey among countries enrolled in GLASS to assess the global effects of COVID-19 on AMR surveillance, prevention and control, focusing on challenges, as well as opportunities.

Methods

A structured questionnaire was developed with expert input from Network members (Table S1, available as [Supplementary data](#) at JAC Online). The WHO health system building blocks framework was considered to ensure that the impacts of COVID-19 on different health system areas were comprehensively addressed.⁷ Accordingly, the questionnaire consisted of compulsory Likert-scale questions to assess the impacts of COVID-19 in 10 topic areas (i.e. 2–10 questions per topic area): funding for AMR activities; partnerships and oversight for AMR activities; diagnostics and laboratory testing for AMR; laboratory supplies and equipment for AMR activities; availability of staff responsible for AMR activities; AMR data information systems; patient-case mix; IPC measures; antibiotic consumption; and AMR rates (Table S1). Likert-scale responses included 'large decrease', 'moderate decrease', 'no impact', 'moderate increase', 'large increase' and 'do not know'. To further explore country experiences, each topic area ended with an optional open-ended question and three optional open-ended questions were included at the end of the questionnaire. Upon approval from the data protection office of the Network coordinator (Robert Koch Institute, Berlin, Germany), the questionnaire was programmed using the online Voxco survey software, including validity and completeness checks.

From October to December 2020, the questionnaire link was sent to the national focal points of all countries enrolled in GLASS. Each GLASS national focal point was asked to consider input from their relevant country experts (e.g. epidemiology, clinical, laboratory, IPC) and submit one compiled response per country. There was active follow-up with reminders and countries that submitted more than one response were requested to indicate their final response.

The data collected were descriptively analysed using the statistical programme R (version 4.0.3). Completed Likert-scale responses were graphically

displayed for each of the 10 topic areas. Differences in responses between countries according to WHO regions and World Bank income levels⁸ were assessed using Fisher's exact test and significant differences ($P < 0.05$) were reported. Free-text questions were reviewed to identify specific themes, coded accordingly and considered in relation to the corresponding topic area Likert-scale findings (Table S2). If minor typographical errors were corrected in quotations for comprehension, this was indicated with 'sic'.

Results

A total of 73 countries responded to the survey, corresponding to 75% of countries enrolled in GLASS at the time of the survey (Table 1). The regional and income distribution of survey respondents was similar to those in GLASS, including 16% (12/73) low-income, 23% (17/73) lower middle-income, 21% (15/73) upper middle-income and 37% (27/73) high-income countries (Table 1). The median number of countries providing a response for each mandatory question was 66 (i.e. incompleteness included selection of 'do not know').

Funding for AMR activities

Among those that responded, less than half of countries reported decreases in funding for AMR activities at the national (29/70; 41%) or local/facility (30/69; 43%) level (Figure 1a). Decreases in national and local funding were reported more frequently by low-income (9/10 and 9/10) and middle-income (15/30 and 16/30) countries compared with high-income (3/27 and 3/26) countries, respectively ($P < 0.01$). Decreases were also more frequently

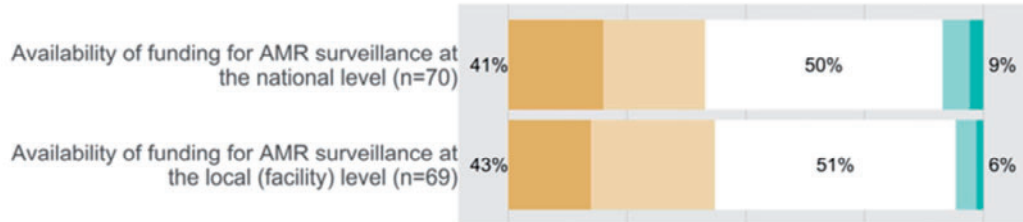
Table 1. Descriptive characteristics of survey respondents ('Survey'; $n = 73$) compared with total countries participating in GLASS at the time of the survey ('GLASS'; $n = 98$)

Characteristic	Survey		GLASS	
	<i>n</i>	%	<i>n</i>	%
Income level				
low-income	12	16.4	17	17.3
lower middle-income	17	23.3	27	27.6
upper middle-income	15	20.5	20	20.4
high-income	27	37.0	34	34.7
unknown ^a	2	2.7		
total	73	–	98	–
Region				
African Region (AFR)	16	21.9	26	26.5
Region of the Americas (AMR)	5	6.8	6	6.1
South-East Asia Region (SEAR)	7	9.6	11	11.2
European Region (EUR)	20	27.4	25	25.5
Eastern Mediterranean Region (EMR)	18	24.7	21	21.4
Western Pacific Region (WPR)	5	6.8	9	9.2
unknown ^a	2	2.7		
total	73	–	98	–

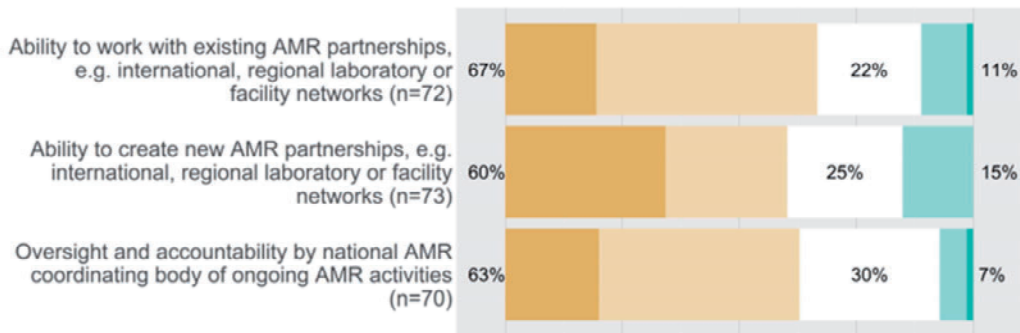
^aRespondent chose not to provide their country name.

Proportion of countries reporting: Large decrease Moderate decrease No impact Moderate increase Large increase

a. Reported impact of COVID-19 on funding for AMR activities



b. Reported impact of COVID-19 on partnerships and oversight for AMR activities



c. Reported impact of COVID-19 on diagnostics and laboratory testing for AMR

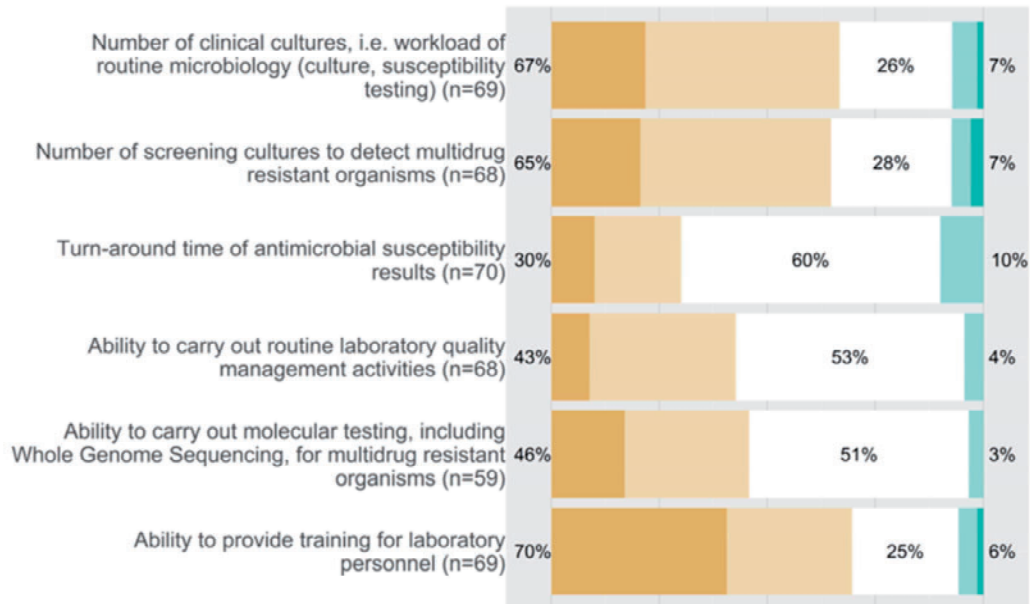
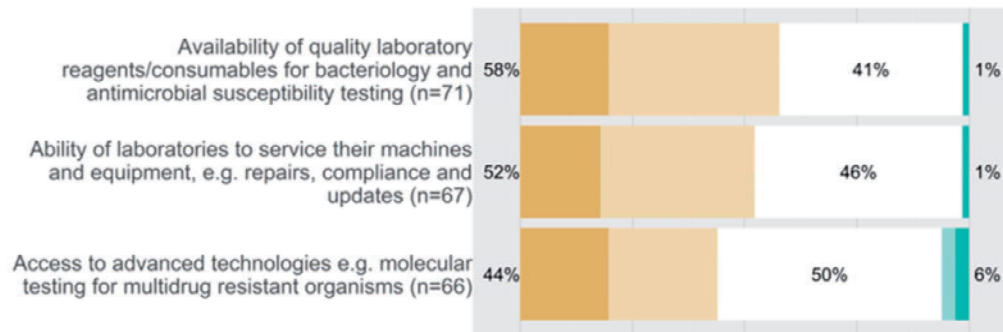
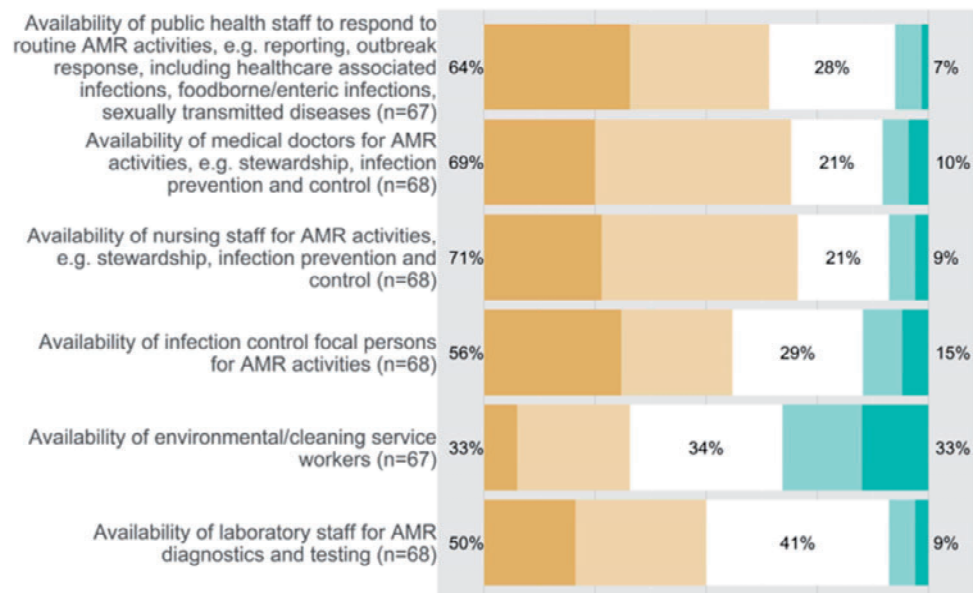


Figure 1 . Likert responses for the impacts of COVID-19 on AMR in GLASS countries (n = 73). Only completed responses are shown and respective denominators are shown on the left axis per question. This figure appears in colour in the online version of JAC and in black and white in the print version of JAC.

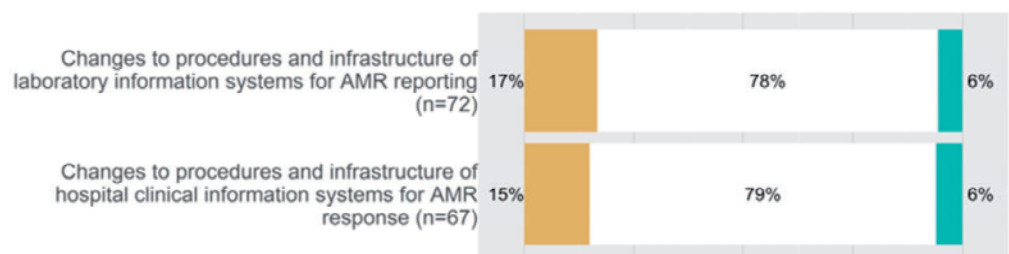
d. Reported impact of COVID-19 on laboratory supplies and equipment for AMR activities



e. Reported impact of COVID-19 on the availability of staff responsible for AMR activities



f. Reported impact of COVID-19 on AMR data information systems +

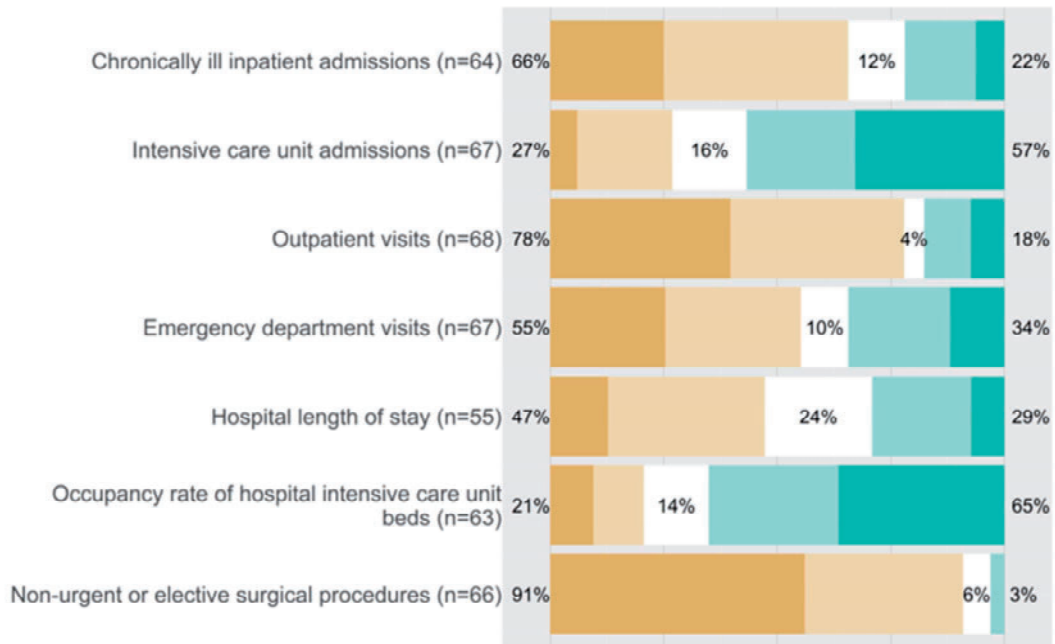


+

Proportion of countries reporting: Moderate change No change Large change

Figure 1. Continued

g. Reported impact of COVID-19 on patient-case mix



h. Reported impact of COVID-19 on infection prevention and control (IPC) practices

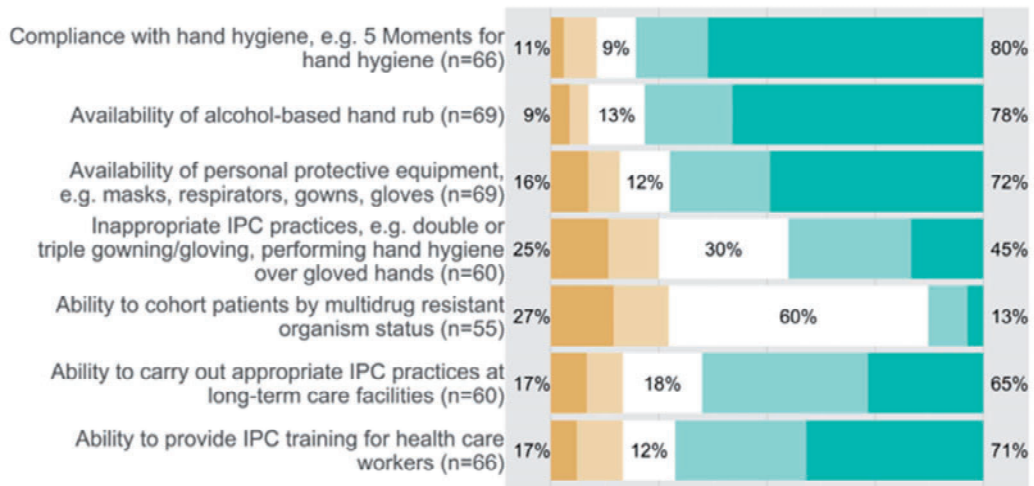
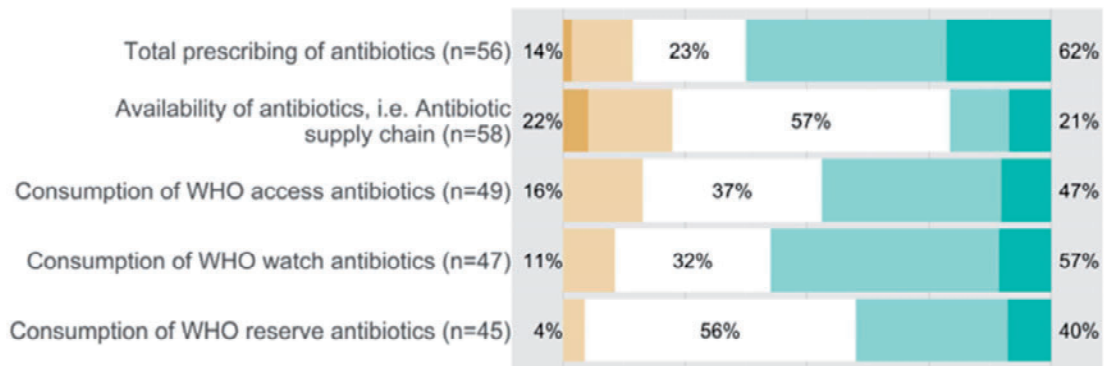


Figure 1. Continued

i. Reported impact of COVID-19 on antibiotic consumption



j. Reported impact of COVID-19 on antimicrobial resistance rates

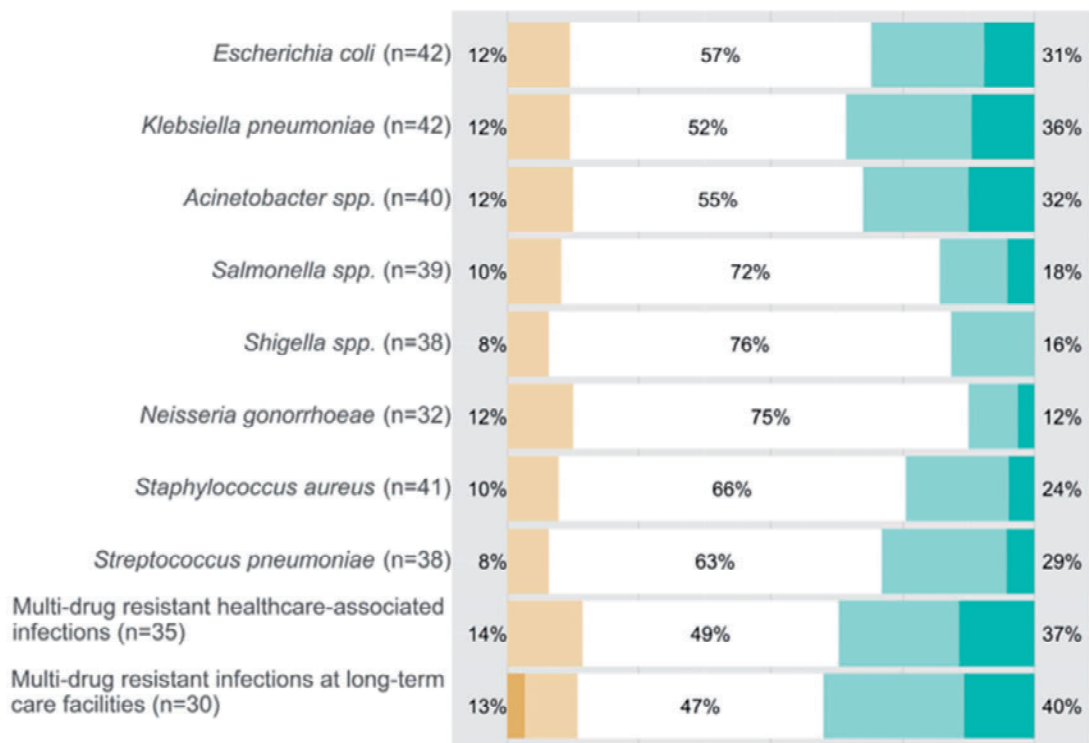


Figure 1. Continued

reported by the African and Eastern Mediterranean regions compared with other regions ($P < 0.01$). In the free-text questions (Table 2), various countries reported that funding was prioritized for COVID-19 over AMR. This ranged from selected low-income countries who reported being dependent on external funding for AMR that was impacted by COVID-19 to high-income countries that reported more indirect effects that reduced resources for AMR activities. In contrast, one middle-income country reported that the COVID-19 pandemic allowed them to secure additional AMR

funding and another was able to purchase resources for overall IPC with COVID-19 funds.

Partnerships and oversight for AMR activities

More than half of responding countries reported decreases in their ability to work with new (44/73; 60%) or existing (48/72; 67%) partnerships, as well as in the ability of the national AMR coordinating body to have oversight of activities (44/70; 63%) (Figure 1b).

Table 2. Selected free-text reports by countries according to topic area and income level

Topic	Income level	Selected illustrative quotations
Funding for AMR activities	low	“Previously, there was a small fund from the WHO country office, but during the COVID-19 pandemic, all funding and activities for AMR stopped till now. . .During the last 10 months, all focus is on COVID-19 and there is no support for AMR by governments and non-governmental organizations.”
	lower middle	“AMR surveillance activities for national and local levels moderately decreased due to the large amount of funding allocated to laboratory services and treatment for covid-19 patients.”
	upper middle high	“There was no funding for AMR surveillance at the national level before the pandemic.” “Indirectly, we may conclude that there is a decrease in AMR support as most microbiologists and epidemiologists were mobilized for COVID diagnostics.”
Partnerships and oversight for AMR activities	low	“Due to the mobility restrictions, activities focused on AMR stopped. Sometimes, we try to use distanced calls but no success. Internet connection is very limited in the country, it was difficult to reach each site [sic].”
	lower middle	“The WHO country office had requested a consultant to support our efforts to develop the AMR master plan, but due to the COVID-19 outbreak, all those plans failed [sic].” “COVID-19 has created platforms for new partnerships and collaborations because of the link in Infection Prevention interventions, e.g. Water and Sanitation and Hygiene (WASH).”
	upper middle	“The COVID-19 pandemic crisis and the issuance of some strict measures to confront the Corona epidemic, including the imposition of a complete curfew, led to poor communication with partners.”
	high	“More people and organisations have found each other, more possibilities regarding data exchange.”
Diagnostics and laboratory testing for AMR	low	“The schedules which had been made to train staff were stalled by the COVID-19 Pandemic. Laboratory turnaround time rose due to less staff levels than usual on the microbiology benches [sic].”
	lower middle	“The laboratory network was strengthened in [our country] as part of the COVID-19 response and this will positively impact the AMR surveillance network. The decision makers are now very sensitized to labs issues [sic].”
	upper middle	“Patients avoided visiting hospitals as they were afraid to be in close contact to the healthcare personnel and inpatients. This resulted in a decrease of patient visits and microbiological orders [sic].”
	high	“Diagnostic pathology activity in microbiology laboratories. . .has declined when compared with the steep rise in testing work associated with detection of SARS-COV-2.” “Whole genome sequencing (WGS) activity on antibiotic resistance strains has decreased because of the availability of WGS machines (reserved for Covid), of molecular reagents and of staff (half team and staff rotation) [sic].”
Laboratory supplies and equipment for AMR activities	low	“Because there has been a drop in samples being analysed and patients seen facilities, this has caused a reduction in the amount of resources spent on supplies and consumables [sic].”
	lower middle	“There was no impact of COVID-19 on laboratory supplies and equipment for AMR activities as there was no functional surveillance during the COVID-19 pandemic.”
	upper middle	“During Covid-19 lock out, we had many difficulties to import reagents, equipment and some parts in order to repair the equipment [sic].”
	high	“There was some impact on nucleic acid amplification-related work rather than standard culture and antimicrobial susceptibility testing. Assays detecting resistance genes via nucleic acid amplification were in some cases delayed due to the availability of PCR platforms which were in use mostly for SARS-COV-2 RNA detection.”
Availability of staff responsible for AMR activities	low	“Human resources has been one of the areas affected due to covid-19 responses, a lot of staff have been pulled to support covid-19 and this leads to no activities and actions done.”
	lower middle	

Continued

Table 2. *Continued*

Topic	Income level	Selected illustrative quotations
AMR data information systems	upper middle	<p>“In general, most of health staff (doctors, nurses, lab staff, etc.) were called to respond activities of Covid-19 emergency, affecting the availability of these professionals for AMR activities [sic].”</p> <p>“We had a 2 [moderate impact] in the availability of health professionals in several places and a great increase in the need for professionals during the beginning of the pandemic. Thus, the government supported the hiring of professionals through a specific program that identified non-employed professionals, created a national register of professionals and local demand, and then allocated these professionals where they were most needed.”</p>
	high	<p>“Public health colleagues have been under enormous strain throughout 2020 dealing with the ongoing pandemic. In hospitals, particularly those with small teams, the same core group of staff would traditionally deal with AMR response, stewardship and IPC activities and the added demands of COVID-19 disproportionately affects the capacity of those teams to deal with AMR and stewardship. The increased focus on environmental hygiene throughout the pandemic has likely impacted positively on cleaning. Laboratory scientific staffing resources are already very stretched and the added demands of COVID-19 pandemic on staffing has made it even more challenging to recruit [sic].”</p>
	low	<p>“The biggest problem is that data are not generated as before and with the special focus on covid, dissemination platforms for data are not available and people are not paying attention to other data sets, but only covid.”</p>
	lower middle	<p>“We have a National AMR database where AMR data are stored, so no changes were experienced [sic].”</p>
Patient-case mix	upper middle	<p>“Hospital administration initiated planning to prevent delayed reporting [sic].”</p>
	high	<p>“A laboratory-based surveillance system, originally implemented for AMR surveillance, was adapted to also capture data on SARS-CoV-2 testing and allow for the analysis of co-infections [sic].”</p>
	low	<p>“Non-urgent hospital visits and elective surgeries decreased due to the COVID-19 scare. . . Hospital bed occupancy and intensive care unit admission moderately increased due to COVID-19 positive cases being held for two weeks under observation. On the other end, chronically ill cases were avoiding contact with the COVID-19 situations in the hospitals [sic].”</p>
	lower middle	<p>“Reduction or even stopping non-emergency hospital activities (non-urgent and elective surgical procedures) during confinement. Number of ICU beds increased in some hospitals.”</p>
IPC measures	upper middle	<p>“We have reorganized health services. Some started to serve only COVID-19. . . In addition, the understanding at the beginning of the pandemic that you should only k care in case of breathing difficulties generated a low demand for emergency care.”</p>
	high	<p>“Preventive measures have been taken to reduce COVID-19 transmission such as the diversion to virtual clinics and phone consultation mainly for outpatients, delivery of medicine to homes, reducing the stay in the hospital and discharging of the patients if the clinical condition is ok, postponing the elective surgeries and working mainly on the emergency procedures and surgeries [sic].”</p>
	low	<p>“All people and at every work station were observing hand hygiene, social distancing, alcohol hand rub, and mask wearing which positively controls spread of antimicrobial resistant organisms [sic].”</p>
	lower middle	<p>“Our various hospital structures took advantage of this situation to strengthen their IPC activities (particularly awareness, training).”</p>
IPC measures	upper middle	<p>“Several campaigns have been held including WASH awareness campaigns.”</p> <p>“Training is not possible due to strict social distancing. Virtual meetings are not practical if the IT system is not well supported [sic].”</p>
	high	<p>“IPC staff was overworked by COVID-19 and IPC training was performed by peers (by peers and IPC link nurses).”</p>

Continued

Table 2. *Continued*

Topic	Income level	Selected illustrative quotations
Antibiotic consumption	low	“COVID-19 has revealed the need to integrate infection prevention and control across the entire healthcare delivery system. This needed response includes strategies for implementation across all levels of care, use of data for targeted action, tailored tools and strategies for early detection and management, effective ongoing communication and education, strong connection between public health and healthcare, policies for accountability and sustainability, and an ongoing commitment to these improvements.”
	lower middle	“Due to the fever and other presenting symptoms of COVID-19, patients try to do self-medication and doctors also prescribe antibiotics empirically since the infecting agent was not able to be cultured then.”
	upper middle	“Consumption of WHO watch and reserve antibiotics increased because in rural facilities where diagnostic tools for COVID-19 are scarce, the use of antibiotics for pneumonia-like symptoms increased and in urban facilities, the use of azithromycin is still frequent [sic].”
	high	“For large hospitals, there was no impact. For smaller hospitals, moderate decrease was observed due to decreasing patient numbers [sic].”
AMR rates	low	“Preliminary data show slight increase in March/April in watch antibiotics (such as azithromycin/carbapenems) in inpatient settings [sic].”
	lower middle	“We will look at this in more detail, but good data are not yet available.”
	upper middle	“Each infection with pathogens avoidable by hygiene for us decreased.”
	high	“It’s too early to comment on impact of increase in use of antimicrobials on AMR during the pandemic, we may have better idea of the impact on AMR trends over the next couple of years.”
Long-term perspectives	low	“For large hospitals, there was no impact. For smaller, a moderate decrease was observed due to decreasing patient number [sic].”
	lower middle	“The national 2020 antibiotic resistance data will be available only next year, so it is too early to assess the impact of COVID-19 on AMR rates. However, the impression is that MDR isolates are more frequent in ICUs caring for COVID patients. Also, decreased sampling in COVID ICUs, due to the lack of personnel may contribute to underestimating the problem of MDR.”
	upper middle	“If no concerted work is not done to control the spread of AMR it will be another pandemic to hit the world.”
	high	“We need to balance AMR and COVID response activities.”
		“We need to harness the potential of virtual and remote working methods, this will allow us to reach a larger audience with regard to training of stewardship committee members and health facility workers in their management and surveillance of AMR.”
		“We need to support greater resiliency in antibiotic resistance and antibiotic use programs in healthcare and public health. Because, without this resiliency, critical AR work will not happen as new threats emerge.”
		“It is important that pauses in AMR and HCAI surveillance and stewardship activities are short-term and that experienced staff are supported to resume these activities through recruitment of additional staff for pandemic-related work and investment in infrastructures that facilitate efficient ways of working and acknowledge remote working requirements, e.g. electronic prescribing, surveillance systems.”

In contrast, 11 (11/73; 15%) countries reported increases in the ability to create new partnerships since the COVID-19 pandemic. No significant income-level or regional differences were seen. In the free-text questions (Table 2), a few low- and middle-income countries (LMICs) reported compounding challenges affecting partnerships, such as mobility restrictions and poor internet connections. Selected middle- and high-income countries described opportunities, such as the creation of new partnership platforms and possibilities

for data exchange, and identified gaps relevant for both COVID-19 and AMR action planning.

Diagnosics and laboratory testing for AMR

A majority of countries responding reported decreases in the number of screening (65%; 44/68) and clinical (67%; 46/69) cultures requested (Figure 1c). Although more than half of

countries (42/70; 60%) reported no impact on the turnaround time of antimicrobial susceptibility testing results, many (48/69; 70%) reported decreases in their ability to provide training for laboratory personnel; 46% (27/59) and 43% (29/68) also reported decreases in the ability to carry out molecular testing and quality management activities, respectively. No significant income-level or regional differences were seen. In the free-text questions (Table 2), countries across income levels described influencing factors, such as fewer patients visiting hospitals and the need to divert staff, equipment and reagents for COVID-19 testing. In contrast, one lower middle-income country reported that the laboratory network was strengthened in their country and expected this to have a positive impact on the response against AMR. A number of countries across income levels also highlighted the potential for leveraging COVID-19 work for AMR, such as in the area of microbial genomics and rapid testing for coinfections or secondary bacterial infections.

Laboratory supplies and equipment for AMR activities

More than half of responding countries reported decreases in the availability of quality laboratory reagents and consumables for bacteriology and antimicrobial susceptibility testing (41/71; 58%) and in the ability to service machines and equipment (35/67; 52%) (Figure 1d). In contrast, 41% ($n = 29$) and 50% ($n = 33$) of countries reported no impact on reagent/consumable availability and access to advanced technologies, respectively. Decreases in reagent/consumable availability were reported more frequently by low-income (11/11) and middle-income (17/31) countries compared with high-income (11/26) countries ($P < 0.01$). Decreases were also more frequently reported by the African and Eastern Mediterranean regions compared with other regions ($P < 0.01$). In the free-text questions (Table 2), countries reported broad difficulties receiving supplies due to travel and import restrictions. High-income countries reported more specific impacts on particular supplies due to COVID-19 testing, such as the availability of molecular diagnostic platforms.

Availability of staff responsible for AMR activities

Responding countries reported the largest decreases in the availability of nursing (48/68; 71%), medical (47/68; 69%) and public health (43/67; 64%) staff for AMR activities, such as stewardship, outbreak response and reporting (Figure 1e). In contrast, 67% of countries (45/67) reported no impact or increases in the availability of environmental cleaning workers. Increases in the availability of IPC focal points were reported by 56% (38/68) and more frequently by low-income (4/11) and middle-income (5/32) countries compared with high-income (0/22) countries ($P = 0.03$). In the free-text questions (Table 2), many countries across income levels described significant public health, medical, nursing and laboratory workforce challenges. One high-income country stated that there had been a reduction in staff due to closed borders. A couple of countries across all income levels highlighted the importance of aligning COVID-19 and AMR staff training. One middle-income country requested increased virtual communication between GLASS national focal points on AMR in the context of COVID-19.

AMR data information systems

Most countries who responded reported no impact on clinical (53/67; 79%) or laboratory (56/72; 78%) data information systems for AMR (Figure 1f). No significant income-level or regional differences were seen. In the free-text questions (Table 2), one low-income country reported decreases in the use of AMR data information systems during the pandemic, whereas one high-income country highlighted potential opportunities for integrating AMR and SARS-CoV-2 data.

Patient-case mix

Most responding countries reported decreases in the number of elective surgical procedures (60/66; 91%), outpatient visits (53/68; 78%) and chronically ill inpatient admissions (42/64; 66%), while more than half of countries reported increases in ICU admissions (38/67; 57%) and the occupancy rate of ICU beds (41/63; 65%) (Figure 1g). Decreases in outpatient visits were reported more frequently by high-income (21/24) and middle-income (24/30) countries compared with low-income (6/11) countries ($P = 0.04$). In the free-text questions (Table 2), countries across income levels reported changes due to the reorganization of healthcare services, such as hospitals prioritizing only COVID-19 patients, reducing non-emergency services and diversion to online or phone consultations. A small number of LMICs reported the closure of primary healthcare facilities for several months, as well as the perception that patients were avoiding all healthcare facilities during the pandemic.

IPC measures

Many responding countries reported improvements in IPC as a result of COVID-19, in addition to the reported changes in IPC staff reported above. This included a majority reporting increases in hand hygiene compliance (53/66; 80%), availability of alcohol-based hand rub (54/69; 78%), availability of personal protective equipment (PPE; 50/69; 72%) and ability to carry out IPC training (47/66; 71%) (Figure 1h). More than half of countries reported no impact on the ability to cohort patients by MDR organism status (33/55, 60%). In contrast, 45% (27/60) of countries reported an increase in inappropriate IPC practices, such as double gowning or gloving and performing hand hygiene over gloved hands. No significant income-level or regional differences were seen. In the free-text questions (Table 2), countries of all income levels highlighted the strengthening of IPC efforts through awareness campaigns and training. However, one middle-income country reported social distancing and poor internet connection as barriers to delivering training and one high-income country reported the use of peers and link nurses for training due to overworked IPC staff. Several middle- and high-income countries also highlighted IPC lessons learned from COVID-19, such as the need to better integrate IPC across the entire healthcare delivery system and the need for earlier focus on IPC implementation in long-term care facilities.

Antibiotic consumption

More than half of responding countries (35/56; 63%) reported increases in total prescribing of antibiotics (Figure 1i). More

specifically, 47% (23/49), 57% (27/47) and 40% (18/45) of countries reported increased use of WHO Access, Watch and Reserve antibiotics, respectively. More than half of countries (33/58; 57%) reported no impact on the availability of antibiotics. Increases in total prescribing were reported more frequently by low-income (8/10) and middle-income (18/24) countries compared with high-income (7/20) countries ($P=0.03$). In the free-text questions (Table 2), countries across income levels highlighted preliminary data suggesting increases in antibiotic use although many were also not yet able to assess. Selected high-income countries specified increases in the use of Watch and Reserve antibiotics, such as azithromycin for patients with respiratory-like symptoms at healthcare facilities. One middle-income country reported that antibiotics are being prescribed in almost all cases of COVID-19 regardless of indications and one low-income country reported that more people in the community were self-prescribing antibiotics. In contrast, a few middle- and high-income countries reported reductions in levels of prescribing due to less healthcare utilization.

AMR rates

Few countries were able to report on the impacts of COVID-19 on AMR rates. Among those that responded, 37% (13/35) and 40% (12/30) of countries reported increases in MDR healthcare-associated infections and MDR infections in long-term care facilities, respectively (Figure 1j). Approximately one-third of countries reported increases in resistance rates among Gram-negative organisms, such as *Klebsiella pneumoniae* (15/42; 36%), *Acinetobacter* spp. (13/40; 32%) and *Escherichia coli* (13/42; 31%), and Gram-positive organisms, such as *Staphylococcus aureus* (24%; 10/41) and *Streptococcus pneumoniae* (29%; 11/38). No impacts on selected organisms were reported more frequently by high- and middle-income countries compared with low-income countries ($P<0.01$). In the free-text questions (Table 2), many countries across income levels reported that they were not yet able to reliably report on AMR data. Several high-income countries suggested that resistance rates may be higher as a result of more patients being treated in ICUs or long-term care settings. A few LMICs suggested that there may be a reduction in resistance due to fewer patients presenting to the hospital overall.

Long-term perspectives

In the free-text questions (Table 2), predictions from countries across income levels on the long-term impacts of the pandemic on AMR were mixed, citing factors that could reduce resistance, such as improved IPC, versus factors that could increase resistance, such as worsening of antimicrobial stewardship practices, increased staff fatigue to detect AMR threats and reduced prioritization of AMR initiatives in place of those on COVID-19. One middle-income country suggested that the negative effects on AMR were greatest at the start of the pandemic. Many countries across all income levels highlighted the need to balance COVID-19 and AMR response activities and address gaps in funding, staffing, consumables, equipment and IT infrastructure. A few middle- and high-income countries suggested the need to develop tools, such as improved guidelines on antimicrobial prescribing for COVID-19 patients and expanded rapid and molecular testing. A few countries across all income levels emphasized the importance of

continued health system strengthening and resiliency, including IPC and AMR awareness.

Discussion

The COVID-19 pandemic is having wide-reaching impacts on all aspects of our health systems, affecting various levels of AMR surveillance, prevention and control. Including a wide range of country settings, this survey gives an important initial picture of the global impacts that COVID-19 has on these AMR aspects. Responses from GLASS national focal points revealed some universal patterns, but also captured the variability across countries, which, in some cases, could be linked to income level. The reported impacts involved factors that could bias AMR reporting, as well as potentially decrease or increase AMR rates. These country insights allow us to reflect on the important actions needed in the context of the current COVID-19 pandemic and future emerging threats in order to maintain gains in combatting AMR (Table 3).

AMR surveillance

Reported aspects that could bias current AMR data involved a range of changes in healthcare utilization, testing activities and diagnostic resources. These included decreases in the number of cultures, elective surgeries, chronically ill admissions and outpatient visits, as well as increases in ICU admissions, findings similar to those of selected local observational studies.^{9,10} Current AMR surveillance data should be analysed with caution and potential biases due to changes in patients and testing denominators should be considered, where feasible (Table 3). Since it was still early in the course of the pandemic to reliably analyse changes in AMR rates, most countries did not yet have complete data available. However, reported decreases in surveillance capacity could limit the ability to provide data on true AMR changes. Selected hospital studies in the COVID-19 pandemic have reported the increased detection of illnesses and outbreaks caused by AMR threats, such as carbapenemase-producing Enterobacterales.¹¹⁻¹⁴ It is critical that surveillance systems are capable of routinely monitoring AMR (e.g. GLASS standards¹⁵) and can be maintained during large-scale emergencies (Table 3). This should also include effective laboratory readiness and response, such as National Reference Laboratory (NRL) hubs and broader networking for procurement, supply chain management and external quality assurance (Table 3).¹⁶ Increased capabilities to apply molecular methods, such as genome sequencing and rapid testing, established during the COVID-19 pandemic, can also be leveraged to better identify and combat AMR threats (Table 3).

IPC

Many countries reported IPC improvements that could favour the prevention of both AMR and COVID-19, such as improved hand hygiene, PPE use, the stable availability of environmental cleaning workers and increased availability of IPC focal points (particularly in LMICs). WHO has highlighted the importance of effective COVID-19 IPC measures, including compliance with standard and transmission-based precautions,¹⁷ and many countries and facilities seem to be taking steps to promote this guidance. Improved IPC awareness has been shown to improve after large outbreaks,

Table 3. Important country actions for AMR surveillance, prevention and control in the context of the current COVID-19 pandemic and future emerging threats

Summary of areas	Actions
AMR surveillance	<ul style="list-style-type: none"> • Assess changes in healthcare utilization, testing and diagnostic resources (e.g. patient and testing denominators), where feasible, and consider potential biases in current analyses of AMR surveillance data • Engage with GLASS to facilitate the development of surveillance systems that are capable of routinely monitoring AMR and producing reliable data at the country, regional and global level¹⁵ • Strengthen National Reference Laboratories (NRLs) as hubs for the development of quality management systems, biosafety, biorepository and archiving and molecular methods, e.g. GLASS guidance for NRLs¹⁶ • Support networking for procurement and supply chain management, as well as for external quality assurance and troubleshooting • Leverage increased capabilities established during the COVID-19 pandemic, such as genome sequencing, rapid testing and reporting, to better identify and combat future AMR threats
IPC	<ul style="list-style-type: none"> • Promote evidence-based IPC guidance on appropriate standard and transmission-based precautions, adapted to the local context • Advocate against inappropriate IPC practices, e.g. incorrect use of PPE • Seize the opportunity to advocate for more sustainable IPC programmes beyond the duration of outbreaks that can more effectively combat future emerging threats, e.g. based on the WHO guidelines on the core components of IPC programmes¹⁹
Antimicrobial stewardship	<ul style="list-style-type: none"> • Promote evidence-based guidelines on the indications for antimicrobial therapy among COVID-19 patients, as well as integrated COVID-19 and antimicrobial stewardship guidance, where feasible³⁰⁻³² • Capitalizing on the experience of COVID-19, liaise with clinical microbiologists and use data collected on patients and AMR to inform management of secondary bacterial infections and sepsis in the context of future threats, including improving rapid communication on inappropriate/appropriate treatment regimens
Programme implementation and system strengthening	<ul style="list-style-type: none"> • Re-establish partnerships and re-instate training programmes (e.g. lab quality management, antimicrobial stewardship) as soon as the local context of the COVID-19 outbreak allows • Identify areas where COVID-19 and AMR responses overlap that can be leveraged, e.g. use of partnership platforms and investments in overall system strengthening • Equally recognize where individual COVID-19 and AMR efforts are needed, e.g. investments in workforce development for both activities, back-suppliers • Encourage the future rapid sharing of data and communication within AMR surveillance networks and other relevant stakeholders to mitigate threats • Update national action plans on AMR and COVID-19 with best practices to mitigate future emerging threats • Encourage broader system strengthening using a multidisciplinary team (e.g. clinicians, epidemiologists, lab scientists, data managers, other public health professionals) and develop communities of practice to ensure long-term gains of current improvements • Engage globally to advocate for AMR as a continued global health priority, the continuation of COVID-19 funds for recovery plans to include AMR considerations and equitable access to equipment, reagents and materials for emerging threats

such as the 2014/2016 Ebola outbreak, but sustainable IPC programmes are still lacking in many settings.¹⁸ The current pandemic offers an opportunity to promote more effective IPC programmes that can withstand and combat future emerging threats, as described by the WHO guidelines on the core components of IPC programmes (Table 3).¹⁹ Although improved IPC efforts should be leveraged for both COVID-19 and AMR, an overly simplistic approach should also be avoided. Not all IPC measures for respiratory disease will be effective against AMR transmission. Inappropriate IPC practices reported by half of the countries in this survey could also worsen the situation (e.g. incorrect PPE use, such as double gloving), which has been previously described elsewhere (Table 3).^{20,21}

Antimicrobial stewardship

Increased total antibiotic prescribing was reported by more than half of countries, particularly by LMICs. Specific increases in WHO Watch antibiotics (e.g. azithromycin) were also seen, despite conflicting evidence for COVID-19 patients.²² Meta-analyses by Langford *et al.*²³ and Rawson *et al.*²⁴ found that approximately three-quarters of hospitalized COVID-19 patients received antibiotics, although 3.5% and 8.5% were estimated to have bacterial coinfections on presentation and bacterial/fungal coinfections during admission, respectively. Hospital-based studies have shown significant increases in total antibiotic use, including broad-spectrum antibiotic use, such as cefepime, piperacillin/tazobactam

and carbapenem use.^{11,25,26} National outpatient studies have found both decreases in antibiotic prescriptions due to COVID-19 restrictions^{27,28} and increases in expected prescriptions after controlling for changes in the number of telephone versus in-person consultations.²⁹ With clinical microbiologists, patient and AMR data collected during the COVID-19 pandemic should be used to inform the future management of secondary bacterial infections and sepsis, and evidence-based guidelines should be promoted globally to prevent the accelerated threat of AMR (Table 3).^{30–32}

Programme implementation and system strengthening

Various programmatic and structural factors that could reduce AMR activities were also reported by countries. Decreases in the routine ability to work with partnerships, funding, staffing and supplies could lead to important gaps in communication, implementation and data exchange. Specific challenges related to border closures, blocked imports and competition for limited stocks of material leading to disparities across countries have been highlighted in other anecdotal reports.^{3–5,33,34} Despite these challenges, some countries reported efforts to identify areas where the COVID-19 and AMR responses overlap (e.g. integrated stewardship guidance, new partnership platforms, leverage of funding for health system strengthening and overall laboratory network improvements). These strategies are critical to maintaining routine AMR control alongside the COVID-19 response (Table 3). It is equally important to recognize where response activities are not the same and additional efforts are needed, such as investments in workforce and back-up suppliers (Table 3). Accordingly, national action plans on AMR and COVID-19 should be updated with best practices to include preparedness and mitigation for future emerging threats, including mechanisms for rapid communication and multidisciplinary communities of practice (Table 3).

Limitations

Several survey limitations should be considered. Although these results provide a useful initial global snapshot of the impacts of COVID-19 on AMR, they could also be considered an oversimplification of complex and varying experiences across national and facility levels. Heterogeneity between countries in the robustness of their existing AMR surveillance systems and activities (i.e. capacity, experience, resources) may have affected survey interpretation. Responses were self-reports from GLASS national focal points based on their perceptions and access to national data. If national focal points did not coordinate their responses with other experts or did not have sufficient knowledge of the data or dynamics in their country, the validity and reliability of some responses may have been affected.

Conclusions

This survey was the first concerted effort to explore the global impact of COVID-19 on AMR surveillance, prevention and control among GLASS countries. It should be acknowledged that AMR surveillance has been affected during the pandemic and AMR data collected during this period should be interpreted with caution. Survey responses underscore a series of important actions needed to help ensure that AMR remains a global health priority. Countries are encouraged to engage with GLASS and the Network to work

collectively towards leveraging opportunities and addressing present challenges to improve AMR surveillance, prevention and control.

Acknowledgements

We would like to acknowledge the WHO Global Antimicrobial Resistance and Use Surveillance System (GLASS) team (Sergey Eremin and Barbara Tornimbene) and the WHO Collaborating Centres that are part of the WHO AMR Surveillance and Quality Assessment Collaborating Centres Network: <https://www.who.int/initiatives/glass/network>. In addition, we would like to acknowledge Muna Abu Sin and Birgitta Schweickert (Robert Koch Institute, Berlin, Germany) who provided feedback on the questionnaire structure. We would like to sincerely thank all of the participating countries enrolled in GLASS at the time of the survey. Those that agreed to be acknowledged included: Afghanistan, Argentina, Australia, Bahrain, Bosnia and Herzegovina, Croatia, Djibouti, Finland, France, Gabon, Gambia, Georgia, Germany, Greece, India, Indonesia, Iraq, Ireland, Japan, Kenya, Lebanon, Liberia, Lithuania, Madagascar, Mali, Morocco, Namibia, Netherlands, Oman, Pakistan, Palestine, Poland, Qatar, Russian Federation, Singapore, South Africa, Sudan, Switzerland, Syrian Arab Republic, Thailand, Trinidad and Tobago, Tunisia, Uganda, United Arab Emirates, United Republic of Tanzania, USA and Zambia.

Funding

This work was supported by a working group belonging to the WHO AMR Surveillance and Quality Assessment Collaborating Centres Network. It was led by the coordinator of the Network at the Robert Koch Institute in Berlin, Germany, who received funding from the Global Protection Programme (GHPP) at the German Federal Ministry of Health.

Transparency declarations

None to declare.

Disclaimer

The findings and conclusions in this report are those of the authors and do not necessarily represent the official positions of their affiliated institutions.

Supplementary data

Tables S1 and S2 are available as [Supplementary data](#) at JAC Online.

References

- 1 WHO. Global Action Plan on Antimicrobial Resistance. <https://www.who.int/publications/item/9789241509763>.
- 2 WHO. Record Number of Countries Contribute Data Revealing Disturbing Rates of Antimicrobial Resistance. <https://www.who.int/news/item/01-06-2020-record-number-of-countries-contribute-data-revealing-disturbing-rates-of-antimicrobial-resistance>.
- 3 Getahun H, Smith I, Trivedi K *et al*. Tackling antimicrobial resistance in the COVID-19 pandemic. *Bull World Health Organ* 2020; **98**: 442–442A.
- 4 Monnet DL, Harbarth S. Will coronavirus disease (COVID-19) have an impact on antimicrobial resistance? *Euro Surveill* 2020; **25**: pii=2001886.

- 5 Chibabhai V, Duse AG, Perovic O et al. Collateral damage of the COVID-19 pandemic: exacerbation of antimicrobial resistance and disruptions to antimicrobial stewardship programmes? *S Afr Med J* 2020; **110**: 572–3.
- 6 WHO. WHO AMR Surveillance and Quality Assessment Collaborating Centres Network. <https://www.who.int/initiatives/glass/network>.
- 7 WHO. Monitoring the Building Blocks of Health Systems. https://www.who.int/healthinfo/systems/WHO_MBHSS_2010_full_web.pdf?ua=1.
- 8 World Bank. The World by Income. <https://datatopics.worldbank.org/world-development-indicators/the-world-by-income-and-region.html>.
- 9 O'Reilly-Shah VN, Van Cleve W, Long DR et al. Impact of COVID-19 response on global surgical volumes: an ongoing observational study. *Bull World Health Organ* 2020; **98**: 671–82.
- 10 Sokolski M, Gajewski P, Zymliński R et al. Impact of coronavirus disease 2019 (COVID-19) outbreak on acute admissions at the emergency and cardiology departments across Europe. *Am J Med* 2021; **134**: 482–9.
- 11 Bork JT, Leekha S, Claeys K et al. Change in hospital antibiotic use and acquisition of multidrug-resistant gram-negative organisms after the onset of coronavirus disease 2019. *Infect Control Hosp Epidemiol* 2020; doi: 10.1017/ice.2020.1360.
- 12 Tiri B, Sensi E, Marsiliani V et al. Antimicrobial stewardship program, COVID-19, and infection control: spread of carbapenem-resistant *Klebsiella pneumoniae* colonization in ICU COVID-19 patients. What did not work? *J Clin Med* 2020; **9**: 2744.
- 13 Farfour E, Lecuru M, Dortet L et al. Carbapenemase-producing Enterobacterales outbreak: another dark side of COVID-19. *Am J Infect Control* 2020; **48**: 1533–6.
- 14 Gomez-Simmonds A, Annavajhala MK, McConville TH et al. Carbapenemase-producing Enterobacterales causing secondary infections during the COVID-19 crisis at a New York City hospital. *J Antimicrob Chemother* 2021; **76**: 380–4.
- 15 WHO. Global Antimicrobial Resistance and Use Surveillance System (GLASS) Resource Centre. <https://www.who.int/initiatives/glass/resource-centre>.
- 16 WHO. GLASS Guidance for National Reference Laboratories. <https://www.who.int/publications/i/item/9789240010581>.
- 17 WHO. Infection Prevention and Control During Health Care When Coronavirus Disease (COVID-19) is Suspected or Confirmed. <https://www.who.int/publications/i/item/WHO-2019-nCoV-IPC-2020.4>.
- 18 Tremblay N, Musa E, Cooper C et al. Infection prevention and control in health facilities in post-Ebola Liberia: don't forget the private sector!. *Public Health Action* 2017; **7** Suppl 1: S94–9.
- 19 Storr J, Twyman A, Zingg W et al. Core components for effective infection prevention and control programmes: new WHO evidence-based recommendations. *Antimicrob Resist Infect Control* 2017; **6**: 6.
- 20 Yap FHY, Gomersall CD, Fung KSC et al. Increase in methicillin-resistant *Staphylococcus aureus* acquisition rate and change in pathogen pattern associated with an outbreak of severe acute respiratory syndrome. *Clin Infect Dis* 2004; **39**: 511–6.
- 21 Meda M, Gentry V, Reidy P et al. Unintended consequences of long-sleeved gowns in a critical care setting during the COVID-19 pandemic. *J Hosp Infect* 2020; **106**: 605–9.
- 22 Verdejo C, Vergara-Merino L, Meza N et al. Macrolides for the treatment of COVID-19: a living, systematic review. *Medwave* 2020; **20**: e8074.
- 23 Langford BJ, So M, Raybardhan S et al. Antibiotic prescribing in patients with COVID-19: rapid review and meta-analysis. *Clin Microbiol Infect* 2021; **27**: 520–31.
- 24 Rawson TM, Moore LSP, Zhu N et al. Bacterial and fungal coinfection in individuals with coronavirus: a rapid review to support COVID-19 antimicrobial prescribing. *Clin Infect Dis* 2020; **71**: 2459–68.
- 25 Abelenda-Alonso G, Padullés A, Rombauts A et al. Antibiotic prescription during the COVID-19 pandemic: a biphasic pattern. *Infect Control Hosp Epidemiol* 2020; **41**: 1371–2.
- 26 Gonzalez-Zorn B. Antibiotic use in the COVID-19 crisis in Spain. *Clin Microbiol Infect* 2021; **27**: 646–7.
- 27 King LM, Lovegrove MC, Shehab N et al. Trends in U.S. outpatient antibiotic prescriptions during the COVID-19 pandemic. *Clin Infect Dis* 2020; doi: 10.1093/cid/ciaa1896.
- 28 Orubu ESF, Malik F, Figueras A et al. Antibacterial consumption in the context of COVID-19 in Pakistan: an analysis of national pharmaceutical sales data for 2019–20. *medRxiv* 2020; doi: 10.1101/2020.12.05.20244657.
- 29 Armitage R, Nellums LB. Antibiotic prescribing in general practice during COVID-19. *Lancet Infect Dis* 2021; **21**: e144.
- 30 Sieswerda E, de Boer MGJ, Bonten MMJ et al. Recommendations for antibacterial therapy in adults with COVID-19 - an evidence based guideline. *Clin Microbiol Infect* 2021; **27**: 61–6.
- 31 National Institute for Health and Care Excellence (UK). COVID-19 Rapid Guideline: Antibiotics for Pneumonia in Adults in Hospital. <https://www.ncl.nih.gov/books/NBK566162/>.
- 32 WHO. COVID-19 Clinical Management: Living Guidance. <https://www.who.int/publications/i/item/WHO-2019-nCoV-clinical-2021-1>.
- 33 Hsu J. How covid-19 is accelerating the threat of antimicrobial resistance. *BMJ* 2020; **369**: m1983.
- 34 Lucien MAB, Canarie MF, Kilgore PE et al. Antibiotics and antimicrobial resistance in the COVID-19 era: perspective from resource-limited settings. *Int J Infect Dis* 2021; **104**: 250–4.