

Corrigendum

Corrigendum to “MicroRNA-30-5p Suppresses Inflammatory Factor-Induced Endothelial Cell Injury by Targeting TCF21”

Zhenyu Zhou ^{1,2}, Yu Chen ³, Dongying Zhang ¹, Shiyong Wu ¹, Tao Liu ²,
Guoqiang Cai ¹ and Shu Qin ¹

¹Department of Cardiology, The First Affiliated Hospital of Chongqing Medical University, Chongqing 400016, China

²Department of Cardiology, Nanchong Central Hospital, The Second Clinical School of North Sichuan Medical College, Nanchong, China

³Comprehensive Ward, Nanchong Central Hospital, The Second Clinical School of North Sichuan Medical College, Nanchong, China

Correspondence should be addressed to Shu Qin; cardio_shuqin@163.com

Received 14 August 2021; Accepted 14 August 2021; Published 22 October 2021

Copyright © 2021 Zhenyu Zhou et al. This is an open access article distributed under the Creative Commons Attribution License, which permits unrestricted use, distribution, and reproduction in any medium, provided the original work is properly cited.

In the article titled “MicroRNA-30-3p Suppresses Inflammatory Factor-Induced Endothelial Cell Injury by Targeting TCF21” [1], the authors identified an error introduced during the preparation of the manuscript in Figure 4, where the GAPDH bands were duplicated between Figures 4(d) and 4(h). In Figure 4(d), “ox-LDL + mimics” should also be corrected to “ox-LDL + siRNA.”

Additionally, the significance indicators were omitted from Figures 1, 2, 4, and 5 in error, and in Table 1, a primer was not included. The corrected figures and tables are as below.

Due to an error during manuscript preparation, the incorrect miRNA was stated in the title of the manuscript. The article has been updated from “MicroRNA-30-3p” to “MicroRNA-30-5p” as shown above.

The authors apologize for these errors and confirm that they do not impact the conclusions of the article.

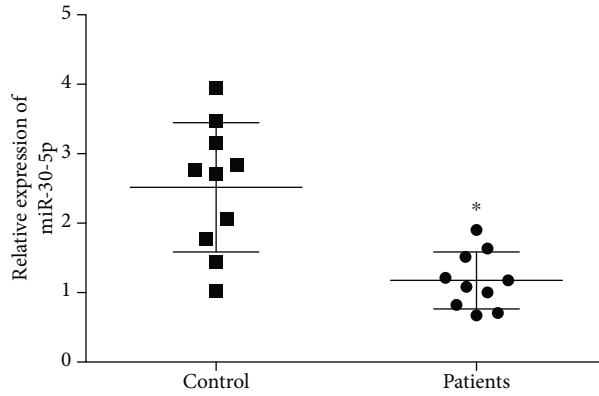


FIGURE 1: miR-30-5p was down-regulated in patients with atherosclerosis and its functional enrichment analysis. (a) The expression levels of miR-30-5p in patients with atherosclerosis (patients) and normal healthy people (control) were determined by qRT-PCR. *indicated p < 0.05 vs. control.

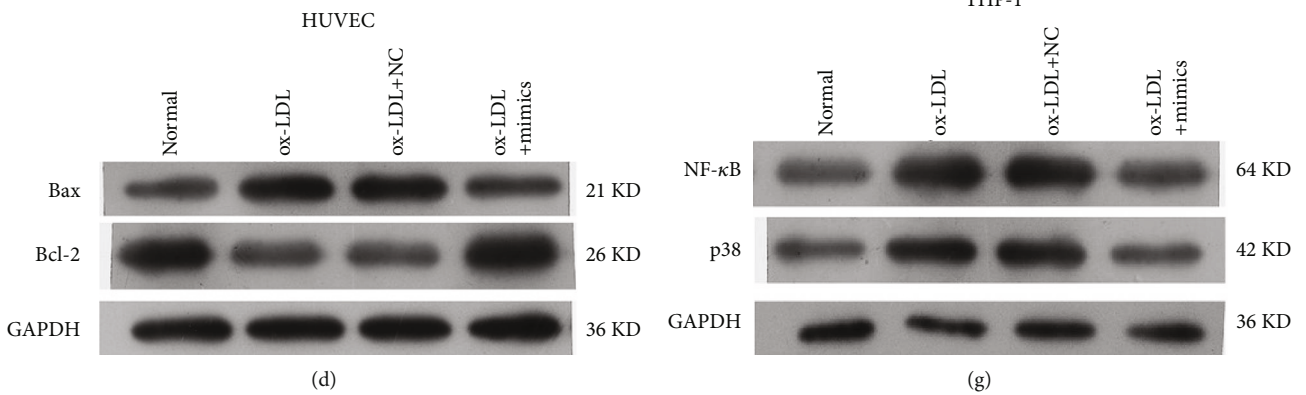
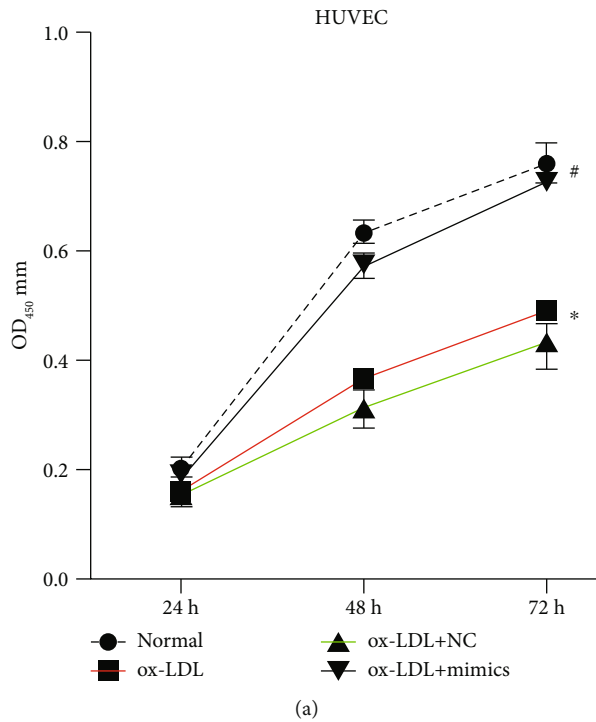


FIGURE 2

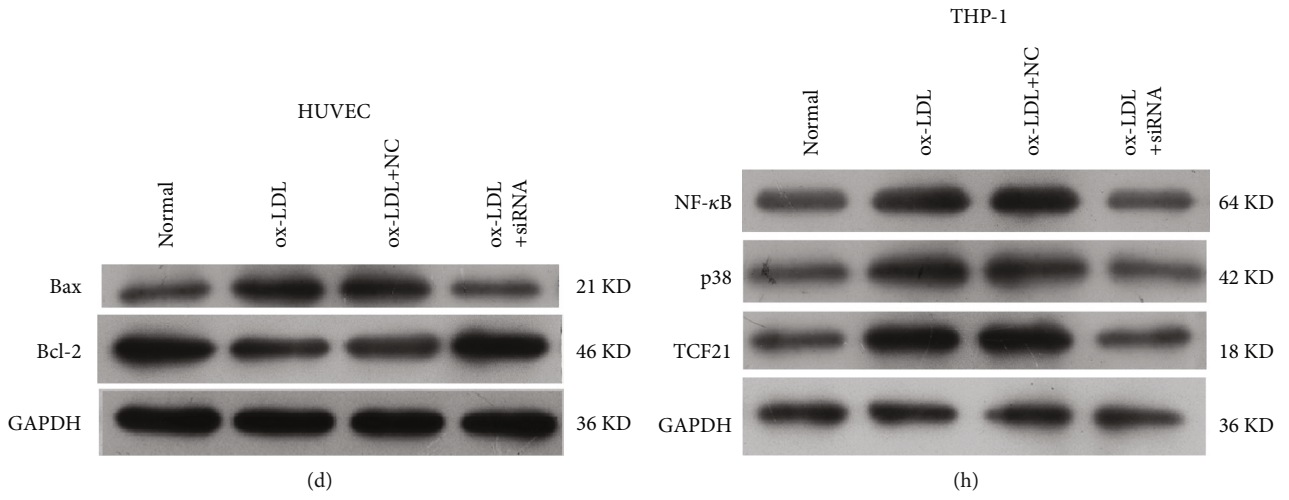
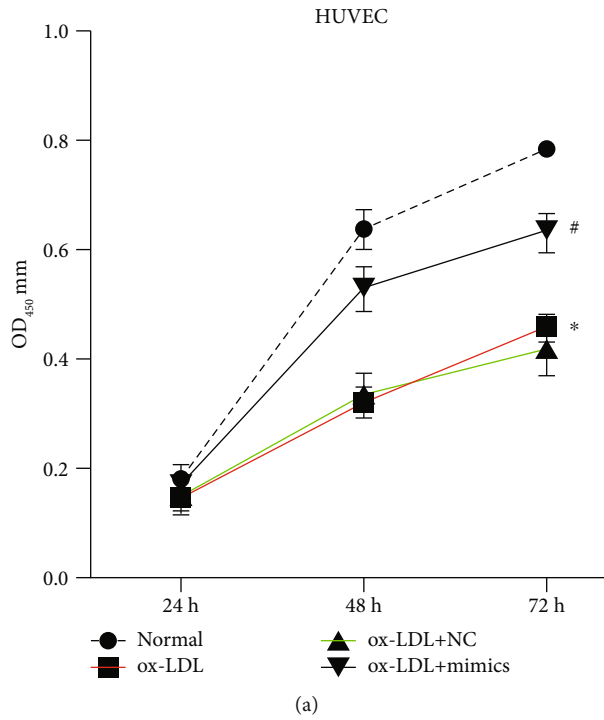


FIGURE 4

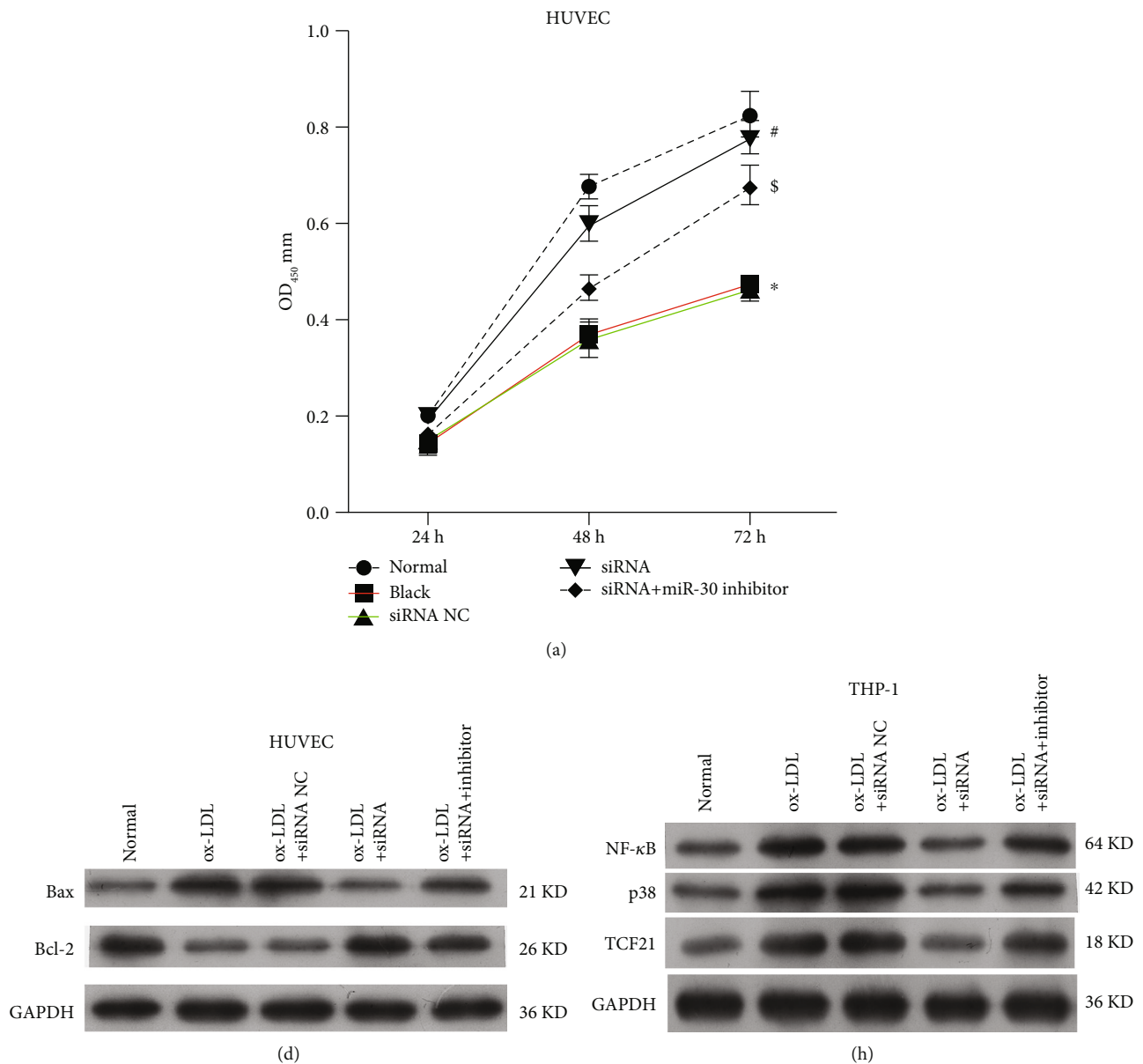


FIGURE 5

TABLE 1: Primers' sequences in the real-time PCR assay.

Gene	Forward primers	Reversed primers
TCF 21	CCTGGCTAACGACAAATACG	TTTCAGGTCACTCTCGGGT
GAPDH	TGTTTCGTCATGGGTGTGAAC	ATGGCATGGACTGTGGTCAT
miR-30-5p RT	CTCAACTGGTGTCTGGAGTCGGCAATTCAGTTGAGACGTGAGT	
miR-30-5p F	ACACTCCAGCTGGGTGTAAACATCCTACACT	
All R	CTCAACTGGTGTCTGGGA	
U6	CTCGCTTCGGCAGCAC	AACGCTTCACGAATTTGCGT

References

- [1] Z. Zhou, C. Yu, D. Zhang et al., "MicroRNA-30-5p Suppresses Inflammatory Factor-Induced Endothelial Cell Injury by Targeting TCF21," *Mediators of Inflammation*, vol. 2019, Article ID 1342190, 2019.