



RESEARCH ARTICLE

REVISED *Lightning safety awareness level in Malaysia* [version 2; peer review: 2 approved]

Khairul Nazri¹, Siow Chun Lim ¹, Chandima Gomes²

¹Faculty of Engineering (FOE), Multimedia University (MMU), Cyberjaya, Selangor, 63100, Malaysia

²School of Electrical & Information Engineering, University of the Witwatersrand, Johannesburg, South Africa

V2 First published: 15 Sep 2021, 10:921
<https://doi.org/10.12688/f1000research.73064.1>
 Latest published: 04 Nov 2021, 10:921
<https://doi.org/10.12688/f1000research.73064.2>

Abstract

Introduction: Malaysia is one of the countries with the highest lightning flash density globally. While sufficiency of lightning protection system is crucial to ensure human safety against lightning strikes, the public awareness towards lightning safety is also equally important in Malaysia. Hence, this study was conducted to understand the current lightning safety awareness level of the Malaysian population.

Methods: An online questionnaire survey which consists of 22 scientific statements of lightning was first developed in Malay and English. The questionnaire allows the respondent to also check their own score upon completion of the questionnaire. It was then distributed to the public for data collection. The sample size comprised of both genders, all layers of society from various educational level and social background.

Results: Overall, the awareness on lightning safety amongst Malaysian is at moderate level with an average score of slightly above 50%. Urbanites scored marginally better than their rural counterparts. One's education level does not dictate their awareness level of lightning safety.





Discussion: In conclusion, the public in Malaysia needs to be better educated on lightning safety. Similar studies should be replicated in other countries experiencing similar levels of lightning activity to better understand the public's perception on lightning.

Keywords

Lightning, lightning safety, public belief, Malaysia, lightning myth

Open Peer Review

Reviewer Status 

	Invited Reviewers	
	1	2
version 2 (revision) 04 Nov 2021		 report
version 1 15 Sep 2021	 report	  report
1. Helio Eiji Sueta , University of São Paulo, São Paulo, Brazil		
2. Norhidayu Binti Rameli , Universiti Sains Islam Malaysia, Nilai, Malaysia		
Any reports and responses or comments on the article can be found at the end of the article.		



This article is included in the **Research Synergy** Foundation gateway.

Corresponding author: Siow Chun Lim (chunlim87@gmail.com)

Author roles: **Nazri K:** Conceptualization, Formal Analysis, Methodology, Writing – Original Draft Preparation, Writing – Review & Editing; **Lim SC:** Conceptualization, Supervision, Writing – Review & Editing; **Gomes C:** Conceptualization, Writing – Review & Editing

Competing interests: No competing interests were disclosed.

Grant information: The author(s) declared that no grants were involved in supporting this work.

Copyright: © 2021 Nazri K *et al.* This is an open access article distributed under the terms of the [Creative Commons Attribution License](#), which permits unrestricted use, distribution, and reproduction in any medium, provided the original work is properly cited.

How to cite this article: Nazri K, Lim SC and Gomes C. *Lightning safety awareness level in Malaysia* [version 2; peer review: 2 approved] F1000Research 2021, 10:921 <https://doi.org/10.12688/f1000research.73064.2>

First published: 15 Sep 2021, 10:921 <https://doi.org/10.12688/f1000research.73064.1>

REVISED Amendments from Version 1

Added explanation on how the sampling size is decided. Also added infographics which can be useful for public dissemination of lightning safety promotion. Included additional [Figure 1](#) and [Figure 2](#) and added 2 more references.

Any further responses from the reviewers can be found at the end of the article

Introduction

Malaysia is in the top three in the world with high lightning density experiencing an annual mean lightning ground flash density of 13.9 flashes per square kilometre yearly^{1,2}. A recent study stated that a factor that probably contributes to the high numbers of thunderstorm and lightning events in Peninsular Malaysia is due to its geographical position being encircled by the Andaman Sea, Sulu Sea, Straits of Malacca and South China Sea³. Undeniably, the other substantial factors are the massive increment of factories, deforestation and other development progress. All these activities and factors are contributing towards heating of the Earth thus increasing the severity and number of thunderstorms.

As many as 131 deaths and injuries have been reported due to lightning strikes, with 92 death injury rates per million per year. There were 22 fatalities per year from 2008–2011 reported in [4,5](#). A study recently stated that lightning had killed an average of one in 10 victims in Malaysia and 235 were either killed or injured from 2008 to 2015². These unfortunate statistics could be attributed to the weak public awareness of lightning among Malaysians. Thus, understanding lightning safety is necessary to keep them safe during the phenomena.

Two recent research were conducted to understand the public awareness level of lightning safety^{1,6}. These studies have considered numerous sociological characteristics. However, the sample size of the previous study in [1](#) is not representative of the Malaysian population. Furthermore, it would be advantageous for the participants in the survey to also know their misconception towards lightning safety upon completion of the survey. Thus, this research was conducted on a larger scale to not only understand the Malaysian public's conception of lightning safety but also attempt to educate the respondents on their misconceptions towards lightning.

Methods

Firstly, the questionnaire was designed online in Google Form and was made bilingual, *i.e.* in Malay and English, to provide optimum understanding to respondents from different backgrounds. The questionnaire was adapted from recent surveys and interview questions in [1,6](#). However, they have been further enhanced to consist of 22 questions which are grouped into two general knowledge questions, eight scientifically unaccepted statements and 12 scientifically accepted statements about lightning awareness. Respondents had to select one answer from three choices of answers namely disagree, undecided and agree. Unlike the previous studies in [1](#), respondents would now be able to view their scores and correct their misconceptions upon completion of the survey.

Next, the survey was randomly distributed to the Malaysian public without bias using a probability sampling approach so that everyone has an equal possibility to be selected. This approach is critical to prevent population sample size bias. A minimum of 1000 respondents is targeted as sample size based on the methodology in <https://news.gallup.com/poll/101872/how-does-gallup-polling-work.aspx>^{7,8}. This targeted sample size is also in accordance with the methodology proposed by Krejcie and Morgan to determine sample size based on a confidence level of 95% and a variability of 50% for an estimated Malaysian population of 32.7 million^{9,10}. The questionnaire was distributed randomly and was kept active until the minimum respondents is received. Each respondent was only allowed to attempt the survey once. A total of 1062 responses were received from 9th December 2020 until 6th January 2021. The survey was distributed to citizens aged above 18 years old from various social and educational backgrounds with their anonymity preserved. Their responses were analysed by organising the data into three parts namely age, level of education, and residency. There are three levels of age, seven levels of education, and four types of residency.

Results

The questionnaire started with three questions to understand the level of exposure of the respondents to lightning effects. From [Table 1](#), only 3.3% responded that they have been injured by lightning before and 9.3% have met person injured by lightning. However, 38% of the respondents reported that their home has been affected by lightning. This number seems to complement the findings in [1](#) in that the damage due to lightning is significant in Malaysia. Note that only 31.5% of the respondents consistently follow weather forecasting on television and radio; 55.5% only occasionally, and 14.9% do not follow the weather forecast at all.

The rest of the questionnaire is divided into sections A, B and C. Section A which consists of two general knowledge statements with the aim to gauge the basic understanding of lightning among the respondents. The remaining Sections B and C aim to gauge the respondents' awareness on the nature and safety aspects of lightning. There are eight scientifically unaccepted statements in Section B and 12 scientifically accepted statements in Section C as shown in [Table 2](#). Scientifically

Table 1. Respondents' exposure to lightning effects.

Have you been injured by lightning?	
Yes	35
No	1027
Have you met a person injured by lightning?	
Yes	99
No	963
Has your home been affected by lightning?	
Yes	401
No	446
Maybe	215

Table 2. Responses received for the 22 statements.

		Number of Responses		
		Disagree	Undecided	Agree
Section A: General knowledge				
1	Lightning is four times hotter than the Sun.	176	470	416
2	Do you agree with the statement, Malaysia is known as Crown of Lightning worldwide?	149	410	503
Section B: Scientifically unaccepted statements				
1	Lightning caused by supernatural powers.	772	200	90
2	Thunder is a sign that God is angry.	630	300	132
3	Lightning victims are people with bad luck.	703	209	150
4	Assuming you are out in the open during thunderstorms with nowhere to take shelter, lie flat on the ground.	363	383	316
5	Lightning never strikes the same place twice.	415	478	169
6	If you are in a house, you are 100% safe from lightning.	433	314	315
7	If thunderstorms threaten while you are outside playing a game, it is okay to finish it before seeking shelter.	833	162	67
8	If it's not raining or there aren't clouds overhead, you're safe from lightning.	478	315	269
Section C: Scientifically accepted statements				
9	Lightning is a flow of electricity.	115	182	765
10	When thunder roars, stay indoors and away from windows.	100	198	764
11	CPR can help lightning victims to survive.	467	431	164
12	During thunderstorms, you should keep at least 3m distances away from trees/fences.	100	265	697
13	Avoid having an open shower during thunderstorms.	87	185	790
14	If you hear thunder before you reach counting to 30, go indoors.	241	406	415
15	Suspend activities for at least 30 minutes after the last clap of thunder.	167	330	565
16	Do avoid open areas during the thunderstorms.	84	133	845
17	Stay away from concrete floors or walls during thunderstorms.	362	426	274
18	Kuala Lumpur is ranked 5th in the world with high lightning density.	89	623	350
19	Lightning kills 1/10 victims in Malaysia.	153	532	377
20	It is dangerous to take a swim in a river in thunderstorms.	87	182	793

accepted statements means scientifically acceptable facts based on present day knowledge and understanding of lightning. In the questionnaire, the sequence of these 18 statements are randomised to ensure that the respondents could not “guess” the grouping of the statements. The participants have to select either disagree, undecided or agree for each statement.

In section B, the first three statements were adopted from 1. Over 50% of respondents believed a supernatural power is behind a lightning strike¹. However, in the present study with a much larger sample size, only 27% has similar suspicion.

The responses were evenly distributed for statements 4 and 6. Majority of the respondents is aware that they should immediately cease their outdoor activities when there is thunderstorm as reflected in statement 7. In section C, statements 9–15 were adopted from 1. About 28% of the respondents are confused about the lightning’s electrical nature and this seems to concur with 1. Statement 10 came from a famous slogan from the United States and statement 14 is based on the 30–30 rule¹¹.

Overall, the majority of the respondents agreed with the scientifically accepted statements except for statement 11, 17,

18, and 19. The fact that the majority did not believe CPR can help lightning victims is worrying because it seems to suggest that the public is not prepared for any emergency arising from lightning struck victims. Statements 18 and 19's results show that respondents are not aware of lightning issues in Malaysia.

Discussion

In this section, the respondents' awareness level will be analysed according to their age group, education level and residency. This awareness level is quantified by the marks that they scored. Note that the respondent will be given 1 mark for every correct response to the statements in Table 2. Hence, the maximum mark that they can score is 22.

Table 3 shows the responses which are categorized according to the respondents' age. There is only slight difference in their understanding level when observed across the three age groups.

Table 4 shows the responses which are categorized according to the respondents' education level. The findings suggest that a higher education level does not necessarily mean a higher level of awareness and lightning safety knowledge.

Table 5 illustrates the responses grouped according to the residencies of the respondents. As observed here, respondents

living in metropolitan areas have the highest awareness of lightning safety. However, the difference is only marginal.

All in all, on the average, the respondents could only get half of the maximum score which clearly indicates the lack of awareness. Finally, Table 6 summarises the common misconceptions on lightning safety among the respondents. This could perhaps serve as a guide for relevant parties promoting lightning safety awareness in Malaysia.

Figure 1 illustrates the summary of common myths among the Malaysian public in an infographic format. On the other hand, Figure 2 presents the do's and don'ts when there is thunderstorm which was developed based on the common myths observed in this study. Note that both infographics are available in English and Malay language.

Table 3. Responses according to age.

Age group	Number of responses	Average mark
Youth (18-30 y/o)	740	11.6
Adult (31-59 y/o)	315	11.7
Senior citizen (above 60 y/o)	7	12.0

Table 4. Responses according to education level.

Highest education level	Number of responses	Average mark
Primary School	49	11.5
PMR/PT3	45	11.9
SPM	144	12.1
Pre-University	323	11.5
Bachelor's Degree	436	11.6
Master's Degree	48	12.0
Doctor of Philosophy	17	10.8

Table 5. Responses according to residency.

Residency	Number of responses	Average mark
Village (Kampung/Luar bandar)	344	11.06
Town (Pekan)	234	11.44
City (Bandar)	349	11.91
Metropolis (Iskandar Malaysia, Kota Kinabalu, Kuala Lumpur, Kuching, Klang Valley, dan Seluruh Pulau Pinang serta Selatan Kedah serta Barat Laut Perak)	135	12.67

Table 6. Summary of misconceptions.

No.	Misconception
1	Thunder is a sign that God is angry.
2	Lightning never strikes the same place twice.
3	When a person in an open area during a lightning event and nowhere to take shelter, they should lie flat on the ground.
4	If a person is in the house, they are 100% safe from lightning.
6	If there is no clouds and rains, a person is safe from lightning.
7	Lightning can pass through concrete floors and walls.
8	Lightning did not strike the same place twice.
9	During thunderstorms, one is safe if there stay near trees or fences.
10	CPR is not able to save lightning's victim.



Figure 1. Common myths of lightning in Malaysia (in English and Malay).

Conclusions

To summarize, the public awareness of lightning safety in Malaysia is moderate, proven by the number of misconceptions that existed through their responses. In the same context, their knowledge of dealing with the lightning situation is worrying.

Many did not believe in the capability of CPR to save a lightning victim. From here, note that the majority will be confused about what to do if a lightning incidence happens. Furthermore, one's level of education has little impact on their awareness of lightning safety. Moreover, urbanites in particular

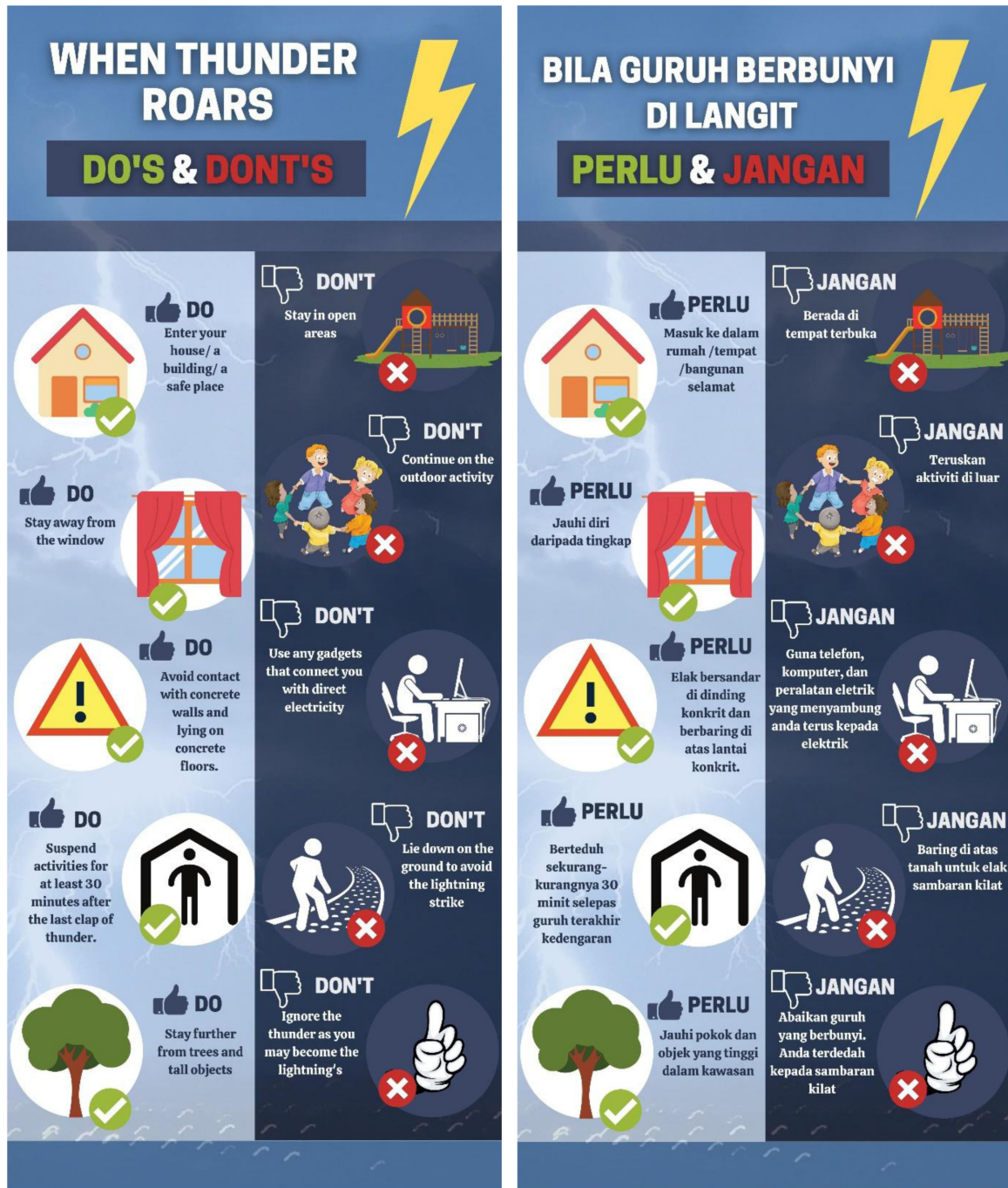


Figure 2. Lightning safety message based on common myths observed (in English and Malay).

metropolis citizens have a better awareness of lightning safety than others.

On the average, 53% agreed with the scientifically accepted statements, and 54% disagreed with the scientifically unaccepted.

The fact that the average mark of all respondents is barely half of the maximum mark means that the awareness level is still unsatisfactory. Relevant parties such as the Energy Commission and perhaps the Ministry of Education can collaborate to enhance national lightning safety education and

promotion by utilising the findings in this paper. Lightning safety education campaign in Malaysia should ideally be as progressive as those in Sri Lanka, Colombia and the United States. It would also be interesting for similar studies to be replicated in other countries as well to gain a better understanding at the global level.

Data availability

Data are available at:

Siow, Dr S.C. LIM (Multimedia University) (2021): Lightning Safety Awareness Level in Malaysia. DANS. <https://doi.org/10.17026/dans-zut-4u2s>.

Figures are available at:

Chun Lim, Siow; Gomes, Chandima; Nazli, Khairul (2021):

Malaysian Public Awareness of Lightning Safety. figshare. Figure. <https://doi.org/10.6084/m9.figshare.16768060.v1>.

Data are available under the terms of the Creative Commons Zero “No rights reserved” data waiver ([CC0 1.0 Public domain dedication](https://creativecommons.org/licenses/by/4.0/)).

Ethics and consent

This survey had obtained approval number of EA2152021 from Research Ethics Committee of Multimedia University.

Acknowledgements

The authors would like to thank the Faculty of Engineering, Multimedia University (MMU) for supporting this study.

References

1. Syakura AR, Gomes C, Trengove E, et al.: **Public Beliefs about Lightning in Malaysia**. 2019 *Int Sympo Lightning Protection (XV SIPDA)*. Sao Paulo, Brazil; 2019. [Publisher Full Text](#)
2. Ab-Kadir MZA: **Lightning Severity in Malaysia and Some Parameters of interest for engineering applications**. *Thermal Sci.* 2016; **20**(suppl. 2): S437–S450. [Publisher Full Text](#)
3. Rufus SA, Ahmad NA, Abdul Malek Z, et al.: **Characteristics of Lightning Trends in Peninsular Malaysia from 2011 to 2016**. 2019 *International Conference on Electrical Engineering and Computer Science (ICECOS)*. 2019. [Publisher Full Text](#)
4. Hajikhani M, Ab-Kadir MZA, Izadi M, et al.: **A comparison of lightning human fatalities between Malaysia and United States**. 2016 *33rd Int Conf Lightning Protection (ICLP)*. Estoril, Portugal; 2016. [Publisher Full Text](#)
5. Sierra DEV: **Characterization of The Lightning Safety Education Programs in the World as a First Step for The Creation of A Lightning Safety Policy in Colombia**. Bogota D.C., Colombia: Universidad Distrital Francisco Jose De Caldas; 2017. [Reference Source](#)
6. Islam MS: **Lightning hazard safety measures and awareness in Bangladesh**. *Nat Hazards*. 2020; **101**: 103–124. [Publisher Full Text](#)
7. The Secretariat: **Citizens' Perception Survey Component of The State Peer Review Mechanism, Practical Considerations in Implementing the Survey**. 2014.
8. GALLUP: **How does Gallup polling work?** *GALLUP*. Accessed 25 January 2021.
9. Krejcie RV, Morgan DW: **Determining Sample Size for Research Activities**. *Educ Psychol Meas.* 1970; **30**(3): 607–610. [Publisher Full Text](#)
10. Department of Statistics Malaysia: **Current Population Estimates, Malaysia, 2021**. Accessed 8 October 2021. [Reference Source](#)
11. Cooper MA, Holle RL: **Lightning Safety Campaign - USA Experience**. 2012 *Int Conf Lightning Protection (ICLP)*. Vienna, Austria; 2012. [Publisher Full Text](#)

Open Peer Review

Current Peer Review Status:  

Version 2

Reviewer Report 16 November 2021

<https://doi.org/10.5256/f1000research.78307.r99036>

© 2021 Rameli N. This is an open access peer review report distributed under the terms of the [Creative Commons Attribution License](#), which permits unrestricted use, distribution, and reproduction in any medium, provided the original work is properly cited.



Norhidayu Binti Rameli

Faculty of Engineering and Built Environment, Universiti Sains Islam Malaysia, Nilai, Negeri Sembilan, Malaysia

There are no further remarks to be made. The author answered each comment and briefly explains it.

Competing Interests: No competing interests were disclosed.

Reviewer Expertise: Lightning and High Voltage Power Cable.

I confirm that I have read this submission and believe that I have an appropriate level of expertise to confirm that it is of an acceptable scientific standard.

Version 1

Reviewer Report 04 October 2021

<https://doi.org/10.5256/f1000research.76687.r94364>

© 2021 Rameli N. This is an open access peer review report distributed under the terms of the [Creative Commons Attribution License](#), which permits unrestricted use, distribution, and reproduction in any medium, provided the original work is properly cited.



Norhidayu Binti Rameli

Faculty of Engineering and Built Environment, Universiti Sains Islam Malaysia, Nilai, Negeri Sembilan, Malaysia

This paper is about understanding the current lightning safety awareness level of the Malaysian

population. The methodology surveyed 1062 respondents and included 22 questions about their level of lightning safety awareness. Additionally, the conclusion drawn from Malaysia's population is that it is of a moderate awareness level. The author and team have made an admirable effort. Nonetheless, the following points may be considered for improvement;

1. The work's methodology should be more detailed and justified.
 - It is necessary to justify the minimum number of respondents. Is this enough to represent the Malaysian population? Kindly show the evidence to support the number of respondents.
 - Is there any other evidence to support the choice of the 22 questions?
 - Please demonstrate how the probability sampling method is implemented.
 - Any software tools that authors use to analyse the result?
2. To provide a more meaningful view, the result should be presented in an infographic such as a pie chart or histogram.
3. The interpretation of the results discussed in this section should be based on **statistical inference** to draw conclusions about a population (Please take note that the Malaysian population is about 32 million). As a result, the conclusion should be revised appropriately.

Is the work clearly and accurately presented and does it cite the current literature?

Yes

Is the study design appropriate and is the work technically sound?

Yes

Are sufficient details of methods and analysis provided to allow replication by others?

Yes

If applicable, is the statistical analysis and its interpretation appropriate?

Partly

Are all the source data underlying the results available to ensure full reproducibility?

Partly

Are the conclusions drawn adequately supported by the results?

Partly

Competing Interests: No competing interests were disclosed.

Reviewer Expertise: Lightning and High Voltage Power Cable.

I confirm that I have read this submission and believe that I have an appropriate level of expertise to confirm that it is of an acceptable scientific standard, however I have significant reservations, as outlined above.

Author Response 08 Oct 2021

Chun Lim Siow, Multimedia University (MMU), Cyberjaya, Malaysia

Comment:

This paper is about understanding the current lightning safety awareness level of the Malaysian population. The methodology surveyed 1062 respondents and included 22 questions about their level of lightning safety awareness. Additionally, the conclusion drawn from Malaysia's population is that it is of a moderate awareness level. The author and team have made an admirable effort. Nonetheless, the following points may be considered for improvement;

1. The work's methodology should be more detailed and justified.
 - o It is necessary to justify the minimum number of respondents. Is this enough to represent the Malaysian population? Kindly show the evidence to support the number of respondents.

Response:

Thank you for the comment. We followed the approach in the [Gallup poll](#) where the typical sample size is 1000 national adults to represent the opinion of the population of a given country with a margin of error of $\pm 4\%$. We have also verified the sample size using the methodology proposed by [Krejcie and Morgan \(1970\)](#) to determine sample size based on a confidence level of 95% and a variability of 50%.

Comment:

- o Is there any other evidence to support the choice of the 22 questions?

Response:

Thank you for the comment. Based on available literature, the most comprehensive questionnaire is those available in [Syakura et al. \(2019\)](#), which we have adapted from. However, we have slightly enhanced the questionnaire by adding 5 more questions. In addition, the respondents are also able to know their score upon completion of the questionnaire. This is a side objective of this work to also educate the respondents on lightning safety.

Comment:

- o Please demonstrate how the probability sampling method is implemented.

Response:

Thank you for the comment. The questionnaire was randomly distributed to citizens aged above 18 years old. Respondents are only allowed to respond once.

Comment:

- o Any software tools that authors use to analyse the result?

Response:

Thank you for the comment. Microsoft Excel is used to analyse the result.

Comment:

2. To provide a more meaningful view, the result should be presented in an infographic

such as a pie chart or histogram.

Response:

Thank you for the comment. We totally agree with your suggestion that a pie chart or histogram enhances the clarity. However, presenting the data in a table also has its own merit as it allows readers to conveniently extract the raw data. To provide a meaningful view and further enhance the visibility of the findings, we have included 2 infographics (Figure 1 and Figure 2) which are also accessible [here](#).

Comment:

3. The interpretation of the results discussed in this section should be based on **statistical inference** to draw conclusions about a population (Please take note that the Malaysian population is about 32 million). As a result, the conclusion should be revised appropriately.

Response:

Thank you for the comment. We have explained how we arrived at the sample size of 1000 in our earlier response to your earlier comment above. While we did not claim that the findings reflect the opinion of the Malaysian population, the sample size used in this study is actually statistically valid assuming 95% confidence interval for a 32 million population.

Competing Interests: No competing interests were disclosed.

Reviewer Report 04 October 2021

<https://doi.org/10.5256/f1000research.76687.r94361>

© 2021 Eiji Sueta H. This is an open access peer review report distributed under the terms of the [Creative Commons Attribution License](#), which permits unrestricted use, distribution, and reproduction in any medium, provided the original work is properly cited.



Helio Eiji Sueta

Planning, Analysis and Energy Development Scientific Division of the Energy and Environment Institute (IEE-USP), University of São Paulo, São Paulo, Brazil

In principle, it is not a “purely” scientific article with dozens of formulas and/or complex mathematical simulations, but nevertheless it is a very important article. I comment on this because the vast majority of technical papers published in scientific journals bring theoretical or experimental developments with great mathematical formulations and models. In this paper we find a very well done analysis of the responses to a very well-designed survey for a given population. An advantage of not being “purely” scientific is that it can be read by any type of person, regardless of their area of expertise, as in addition to having a very accessible language, the subject is of general interest to all areas. I don't see any disadvantages in this fact.

I fully agree with the author that in many countries, especially developing ones, the general

knowledge of the population about the dangers of lightning is very limited and, many times, surrounded by myths. The work presents the results of a survey to the population about general aspects of lightning, mixing some scientifically accepted statements with others not accepted. The results were quite interesting, showing that in Malaysia, where the research was applied, the general population still has many failures in awareness of the dangers of lightning. It also showed that this awareness is a little better in urban centers than in rural ones, but that better school education is not significant for a better awareness of this issue.

The work fulfills what was proposed and can be replicated in other countries. As a suggestion, it would be interesting to compare the results of the same survey in several countries, including well-developed countries, in order to better understand the general awareness of the world population about the dangers involved in lightning.

Is the work clearly and accurately presented and does it cite the current literature?

Yes

Is the study design appropriate and is the work technically sound?

Yes

Are sufficient details of methods and analysis provided to allow replication by others?

Yes

If applicable, is the statistical analysis and its interpretation appropriate?

Yes

Are all the source data underlying the results available to ensure full reproducibility?

Yes

Are the conclusions drawn adequately supported by the results?

Yes

Competing Interests: No competing interests were disclosed.

Reviewer Expertise: I am currently the deputy head of the Scientific Division of Energy Planning, Analysis and Development at the Institute of Energy and Environment at the University of São Paulo. My main research area is the protection of structures and people against lightning strikes. I am currently the secretary of the Brazilian Committee that reviews the lightning protection standard.

I confirm that I have read this submission and believe that I have an appropriate level of expertise to confirm that it is of an acceptable scientific standard.

Author Response 08 Oct 2021

Chun Lim Siow, Multimedia University (MMU), Cyberjaya, Malaysia

Thank you for the comments. Indeed, we need more similar kind of work to be done

especially in developing or less-developed countries to gain a holistic understanding of how the public perceives lightning. With these findings, relevant stakeholders (policymakers, academia etc) can then strategise a more targeted lightning awareness promotion approach to minimise unacceptable loss of human lives due to a natural phenomenon which we have already heavily researched on for more than a century.

Competing Interests: No competing interests were disclosed.

The benefits of publishing with F1000Research:

- Your article is published within days, with no editorial bias
- You can publish traditional articles, null/negative results, case reports, data notes and more
- The peer review process is transparent and collaborative
- Your article is indexed in PubMed after passing peer review
- Dedicated customer support at every stage

For pre-submission enquiries, contact research@f1000.com

F1000Research