

REVIEW

 Cite this: *RSC Adv.*, 2021, 11, 9130

Synthesis and applications of sodium sulfinates (RSO_2Na): a powerful building block for the synthesis of organosulfur compounds

 Raju Jannapu Reddy * and Arram Haritha Kumari

This review highlights the preparation of sodium sulfinates (RSO_2Na) and their multifaceted synthetic applications. Substantial progress has been made over the last decade in the utilization of sodium sulfinates emerging as sulfonylating, sulfenylating or sulfinylating reagents, depending on reaction conditions. Sodium sulfinates act as versatile building blocks for preparing many valuable organosulfur compounds through S–S, N–S, and C–S bond-forming reactions. Remarkable advancement has been made in synthesizing thiosulfonates, sulfonamides, sulfides, and sulfones, including vinyl sulfones, allyl sulfones, and β -keto sulfones. The significant achievement of developing sulfonyl radical-triggered ring-closing sulfonylation and multicomponent reactions is also thoroughly discussed. Of note, the most promising site-selective C–H sulfonylation, photoredox catalytic transformations and electrochemical synthesis of sodium sulfinates are also demonstrated. Holistically, this review provides a unique and comprehensive overview of sodium sulfinates, which summarizes 355 core references up to March 2020. The chemistry of sodium sulfinate salts is divided into several sections based on the classes of sulfur-containing compounds with some critical mechanistic insights that are also disclosed.

Received 17th November 2020

Accepted 31st January 2021

DOI: 10.1039/d0ra09759d

rsc.li/rsc-advances

Department of Chemistry, University College of Science, Osmania University, Hyderabad 500 007, India. E-mail: rajuchem77@osmania.ac.in; rajuchem08@yahoo.co.in

1. Introduction

Among various sulfinate salts (RSO_2Met ; Met = Li, Na, Zn, Fe, etc.),¹ sodium sulfinates (RSO_2Na) have become most popular



Dr Raju Jannapu Reddy obtained his PhD (with Prof. Deevi Basavaiah) from the School of Chemistry, University of Hyderabad, India. He moved to National Taiwan Normal University, Taiwan as a post-doctoral fellow (with Prof. Kwunmin Chen) and then worked as a JSPS postdoctoral fellow (with Prof. Jun'ichi Uenishi) at Kyoto Pharmaceutical University, Japan. As

a Marie Curie Research Fellow (IIF), he has carried out his research at the University of Birmingham (with Dr Paul W. Davies), UK. Presently, he is working as a UGC – Assistant Professor at the Department of Chemistry, University College of Science, Osmania University, Hyderabad, India. His research focuses on the areas of organosulfur chemistry including sulfonyl radical-triggered photoredox catalysis and electrochemical synthesis on developing divergent and sustainable methodologies.



Mrs Arram Haritha Kumari was born in 1989 in Warangal, Telangana, India. She graduated with a BSc degree from Kakatiya University, Warangal and obtained her MSc (Chemistry) in 2011 from the National Institute of Technology Warangal. She qualified for the CSIR-UGC-NET in 2011, and she worked as a lecturer for two years. Since 2018, she has been pursuing her PhD under the

supervision of Dr Raju Jannapu Reddy in the Department of Chemistry, Osmania University, Hyderabad, India. She is the recipient of the Women Scientist Award (WOSA) under DST schemes. Her research interests include the photoredoxcatalysis for intramolecular vicinal difunctionalization of alkynes and alkenes using sodium sulfinates and thiosulfonates.



and have received significant attention due to their versatile reactivity. Compared to conventional sulfonylating agents, such as sulfonyl chlorides, in general, sulfinate salts are odorless, moisture-insensitive, easy-to-handle, and bench-stable colorless solids. Only a few sulfinate sodium salts are commercially available but they can be readily prepared from inexpensive sulfonyl chlorides. Typically, this classical approach limits the functional group tolerance, which is a significant drawback. Consequently, organic chemists are continually searching for alternative convergent and straightforward synthetic routes. Tremendous efforts have been revolutionized in preparing sodium sulfinate in recent years^{2,3} (see Section 2). Despite advancements, efficient and sustainable methodologies for the synthesis of sodium sulfinate are still highly desirable.

Due to a great interest in organosulfur chemistry,^{4,5} numerous reviews have been published recently.^{6,7} In 2014, Messaoudi, Hamze and co-workers⁸ reported a brief survey of sulfinate derivatives and subsequently, desulfinate cross-couplings using arylsulfinate were also documented.^{9,10} During the preparation of this review article, Hamze and co-workers¹¹ provided an update on sulfinate derivatives, which covered sulfinic acids, sulfinate salts, sulfonyl chlorides, sulfonyl hydrazides, *etc.* In contrast, the present review exclusively focuses on further exploration of sodium sulfinate to cover all aspects, from the established to emerging aspects. Despite many synthetic applications and a large number of articles published on sodium sulfinate, to the best of our knowledge, there has been no general and exclusive review article. As such, a comprehensive and systematic review is undoubtedly required for synthetic chemists and biologists. Herein, we present a unique and exhaustive overview of sodium sulfinate to cover all references, from the originating reports up to early 2020. We have summarized 355 core references on sodium sulfinate in several sections based on the classes of sulfur-containing organic compounds.

Sodium sulfinate play indispensable roles as sulfonylating (RSO_2^-), sulfenylating (RS^-) and sulfinylating (RSO^-) agents. Over the last decade, sodium sulfinate have demonstrated incredible flexible reactivity, such as being nucleophilic, electrophilic, and radical reagents by providing suitable reaction conditions. As a result, sodium sulfinate have emerged as powerful building blocks for synthesizing many valuable sulfur-containing organic compounds (Fig. 1). Consequently, sodium sulfinate are widely useful coupling partners for constructing mainly three types of bonds that are largely studied in organic synthesis: (i) the S-S bonds for the synthesis of thiosulfonates ($\text{R-SO}_2\text{S-R}^1$);¹² (ii) the N-S bonds to generate sulfonamides ($\text{R-SO}_2\text{N-R}^1\text{R}^2$);¹³ (iii) the S-C bond to form sulfides (R-S-R^1)^{14,15} and sulfones ($\text{R-SO}_2\text{-R}^1$).¹⁶ Among the C-S bonds forming reactions of sodium sulfinate, vinyl sulfones,^{17,18} allylic sulfones and β -keto sulfones are formed.^{19,20} These types of organosulfur compounds are broadly used in different pharmaceutical applications, which may lead to forthcoming medicinal therapies.²¹

Several attractive features of sodium sulfinate have been recently envisioned: the S-centered sulfonyl radical-triggered ring-closing sulfonylation, multicomponent reactions of sodium sulfinate, and remote site-selective C-H sulfonylation.^{22,23} The most

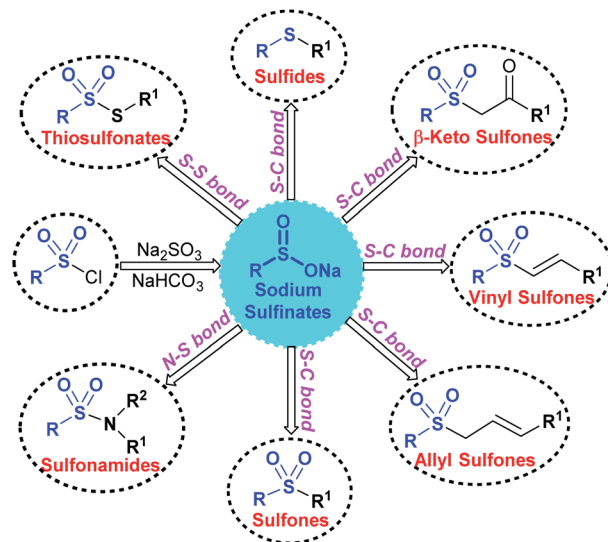


Fig. 1 Comprehensive overview of sodium sulfinate for the synthesis of organosulfur compounds.

promising photocatalytic carbon-sulfur bond formation²⁴ and electrochemical transformation²⁵ of sulfinate salts have also been effectively summarized in this review article.

Fig. 2 represents the number of articles published each year (total 244) on sodium sulfinate (RSO_2Na), from 2010 to 2020, through the SciFinder® search profile. Based on these citations, the data reveal that the synthesis and utility of sodium sulfinate have become exponentially growing fields over the last decade. The preparation of sodium sulfinate, including sodium triflate ($\text{F}_3\text{CSO}_2\text{Na}$), and their extensive applications have attracted great interest from synthetic chemists on a large scale.

2. Synthesis of sodium sulfinate

Only a few sodium sulfinate are commercially available, but they can be easily prepared from the inexpensive sulfonyl chlorides. Many other methods to synthesize structurally different sodium sulfinate salts have recently been achieved,² some of which could be scalable on industrial and commercial levels.

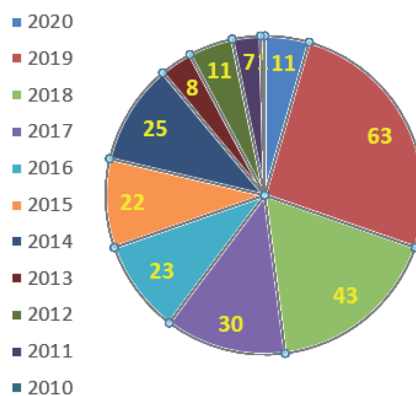
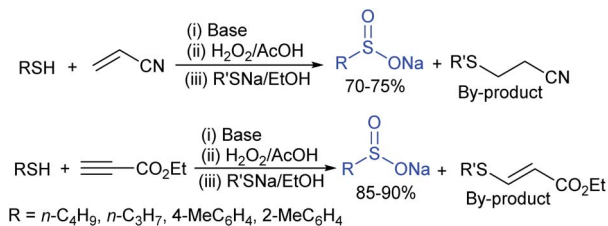
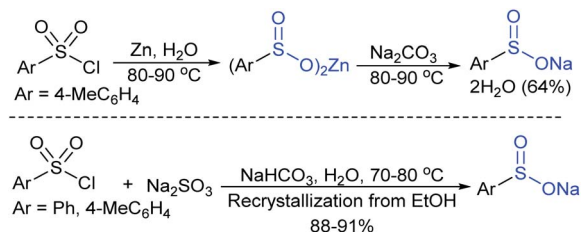


Fig. 2 Representative articles on sodium sulfinate (total 244) published by year (2010 to 2020).



Scheme 1 Conventional synthesis of sodium sulfinates.



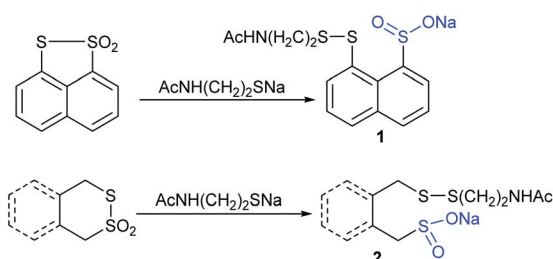
Scheme 2 Conventional synthesis of sodium sulfinates.

2.1. Sodium (hetero)aryl/alkylsulfinates (RSO₂Na)

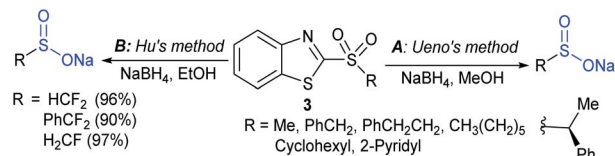
Among the variety of conventional synthetic methods, one of the methods involving the Michael addition of acrylonitrile with thiols resulted in sulfides, which were oxidized with hydrogen peroxide in glacial acetic acid to form the corresponding sulfones. The subsequent treatment of sulfone with an equivalent amount of a thiol sodium salt afforded the desired sodium sulfinates in good yields (Scheme 1).²⁶ A substantially improved synthesis of aromatic and aliphatic sodium sulfinates was also achieved using ethyl propiolate in a similar manner.

Alternatively, there is a straightforward method for the reduction of the corresponding *p*-toluenesulfonyl chloride with zinc/sodium carbonate in the water to afford sodium *p*-toluenesulfinate hydrate (Scheme 2).²⁷ Until now, the most common method for the preparation was the reduction of the corresponding sulfonyl chloride by sodium sulfite (Na₂SO₃) in the presence of sodium bicarbonate in water at 70–80 °C (Scheme 2).²⁸ Recrystallization from ethanol produced sodium benzenesulfinate and sodium *p*-toluenesulfinate in pure form in high yields.

Field and co-workers^{29,30} prepared a wide range of di- and trisulfide-derived sodium sulfinates whose biological activities were successfully examined. In particular, the disulfide-derived sodium 4-(2-acetamidoethylthio)butanesulfinate and the trisulfide disulfinate are promising antiradiation drugs at low



Scheme 3 Sulfinate salts as antiradiation drugs.



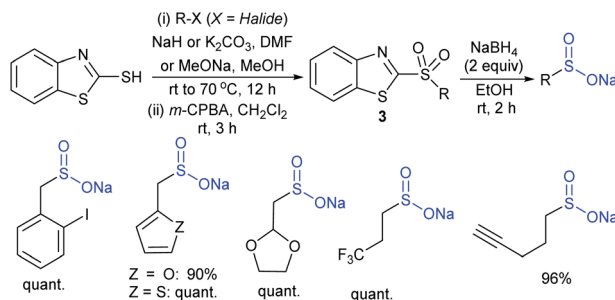
Scheme 4 Uneo and Hu's methods for the synthesis of sodium sulfinates.

doses with low toxicity. From a synthetic point of view, few interesting disulfides-derived sulfinates (**1** and **2**) were obtained from the corresponding cyclic thiosulfonates (Scheme 3).³⁰

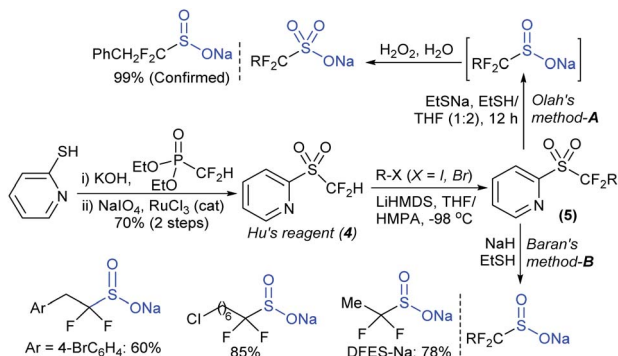
In 1984, Uneo *et al.* demonstrated the synthesis of various 2-alkyl/aryl-benzo[*d*]thiazol-2-yl sulfones (**3**) that were cleanly cleaved with sodium borohydride for the formation of the corresponding sodium sulfinates (Scheme 4A).³¹ This method was extended to the chiral (enantiomerically enriched) sulfinate salt derived from (*R*)-(+)- α -methylbenzylalcohol. The authors stated that due to the hygroscopic nature of sulfinates, the yields were not determined. Later, the Uneo procedure was successfully modified by Hu and co-workers³² for the synthesis of fluorinated sodium sulfinates from readily available difluoromethylbenzo[*d*]thiazol-2-yl sulfones (**3**) in excellent yields (Scheme 4B). It is worth noting that these sodium sulfinates were obtained as white solids, stable and with high purity, confirmed by elemental analysis. The preparation and purification of fluorinated sulfinate salts are readily scalable under these straightforward procedures.

In 2018, Ratovelomanana-Vidal and co-workers³³ described a three-step synthesis of functionalized aliphatic and benzyl sulfinates. A series of 2-alkylthiobenzothiazoles were prepared through the alkylation of 2-mercaptobenzothiazole with alkyl halides (*R*-X; the authors did not mention the specific halides used), followed by oxidation to afford sulfones in 50% to quantitative yields (Scheme 5). Subsequently, the sulfones were treated with sodium borohydride to produce the corresponding sulfinates with diverse functional groups, including alkenes, alkynes, ethers, acetals, *etc.*

The Prakash and Olah group realized that the pyridine moiety served as a good leaving group in 2-sulfonyl pyridines. The alkylation of Hu's sulfone (**4**) with different alkyl iodides (*R*-X; X = *I*, *Br*) in the presence of LiHMDS formed a series corresponding sulfones (**5**). Following cleavage of **5** with EtSNa and ethyl mercaptan (EtSH), alkyl α,α -difluorinated sulfinates were formed (one representative example PhCH₂CF₂SO₂Na was



Scheme 5 Preparation of benzyl and aliphatic sulfinates.

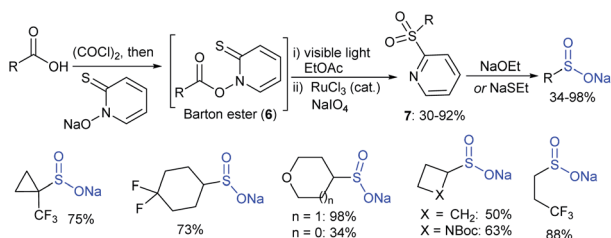
Scheme 6 Preparation of alkyl α, α -difluoro sodium sulfonates.

confirmed), which were directly converted into the corresponding sodium sulfonate salts in the presence of H₂O₂ (Scheme 6A).³⁴ Afterwards, Baran and co-workers³⁵ successfully adapted the Olah–Prakash alkylation of Hu's sulfone (4) with representative alkyl iodides followed by the cleavage of 5 with sodium hydride and EtSH to afford three analogs of α, α -difluoro alkylsulfonates (Scheme 6B). Among them was the scalable preparation of sodium difluoroethylsulfinate (DFES-Na) as a stable white solid, which was made commercially available.

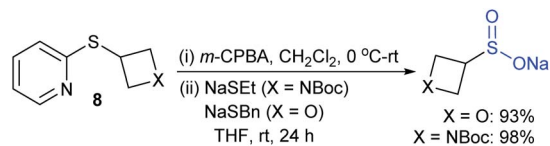
Subsequently, in 2014, the Baran group³⁶ elegantly prepared structurally varied sodium sulfonates *via* a key Barton-type decarboxylation reaction, as shown in Scheme 7. The photolytic decarboxylation of the Barton ester (6) was followed by RuCl₃-catalyzed oxidation conditions to form 2-pyridyl sulfones (7) in 30–92% yields. The removal of the pyridine moiety with alkoxides or thiolates provided various alkylsulfonates in moderate to high yields. Some of these sodium sulfonates were further validated through a commercialization partnership with MilliporeSigma.²

In 2015, Harrity and co-workers³⁷ reported the high-yield synthesis of azetidine and oxetane-based sulfonates in three simple steps, as presented in Scheme 8. The sulfonylation of 3-iodoheterocycle derivatives with 2-mercaptopyridine and the oxidation of 8 with *m*-CPBA gave the corresponding 2-pyridyl sulfones, which undergo cleavage of the pyridine moiety with sodium thiolates. These sulfinate salts are readily accessible at the gram scale in overall good yields.

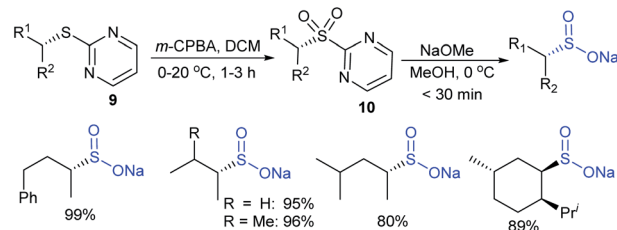
Paras and co-workers³⁸ reported an improved and alternative two-step synthesis of optically pure sulfinate salts from 2-mercaptopyrimidines. The oxidation of a variety of chiral 2-mercaptopyrimidines (9) with *m*-CPBA provided pyrimidinyl



Scheme 7 Synthesis of new types of sodium sulfonates.



Scheme 8 Synthesis of azetidine and oxetane sulfinate salts.



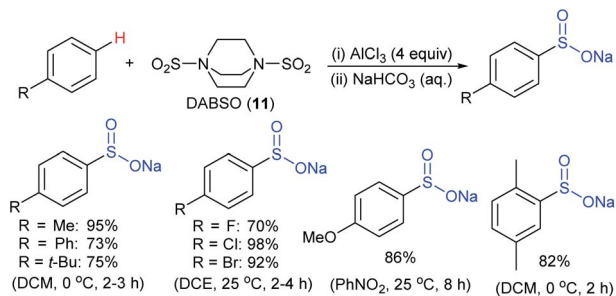
Scheme 9 Synthesis of optically pure sodium sulfinate salts.

sulfones (10) in high yields, which were cleaved smoothly with sodium methoxide in methanol to form the desired enantiomerically pure sulfonates in high yields (Scheme 9). It is worth mentioning that the pyrimidinyl sulfones (10) are sufficiently stable and quickly liberate the pyrimidinyl group under mild conditions.

Odell and co-workers³⁹ developed a convenient method for the synthesis of sodium arylsulfonates from aryl bromides with 1,4-diazabicyclo[2.2.2]octane bis(sulfur dioxide) (DABSO, 11) as a SO₂ surrogate. A range of aryl/heteroaryl bromides were used for the *in situ* generation of aryl magnesium or aryl lithium reagents and trapped with DABSO (11), followed by treatment with aqueous Na₂CO₃ (Table 1). The purification was performed *via* liquid–liquid and solid–liquid extraction to avoid sulfonic acids

Table 1 Preparation of sodium arylsulfonates by the reaction of Mg or BuLi reagents with DABSO (11)

Sodium arylsulfonates	Method-A	Method-B
	R = H: 72%	R = H: 85%
	R = 4-Ph: 87%	R = 4-Ph: 42%
	R = 4-CF ₃ : 91%	R = 4-CF ₃ : 48%
	R = 2-CF ₃ : 75%	R = 2-CF ₃ : 99%
	R = 4-OMe: 48%	R = 4-OMe: 59%
	R = 3-OMe: 85%	R = 3-OMe: 91%
	48%	82%
	69%	64%



Scheme 10 The preparation of sodium arylsulfonates through Friedel-Crafts-type sulfonation with DABSO (11).

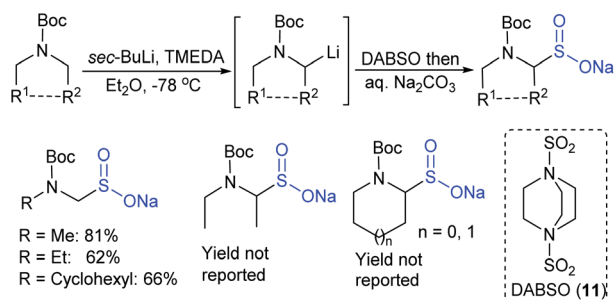
and obtain the corresponding sodium arylsulfonates in good to high yields. The reaction of 2-bromo-thiophene with *n*-BuLi at $-78\text{ }^{\circ}\text{C}$ resulted in lithium-bromine exchange and nucleophilic attack by 2-lithiothiophene on BuBr; subsequent reaction with DABSO gave 5-butyl thiophenesulfonate in 68% yield.

Later in 2018, Wang, Zhang and co-workers⁴⁰ reported a direct and straightforward preparation of sodium arenesulfonate salts from arenes and DABSO (11) in the presence of excess AlCl_3 (Scheme 10). The reaction proceeded smoothly and arenes bearing electron-donating and halide groups gave good to excellent yields. The nitrobenzene declined to provide the desired product. Mechanistic studies of Friedel-Crafts-type sulfonation with DABSO showed an electrophilic aromatic substitution pathway.

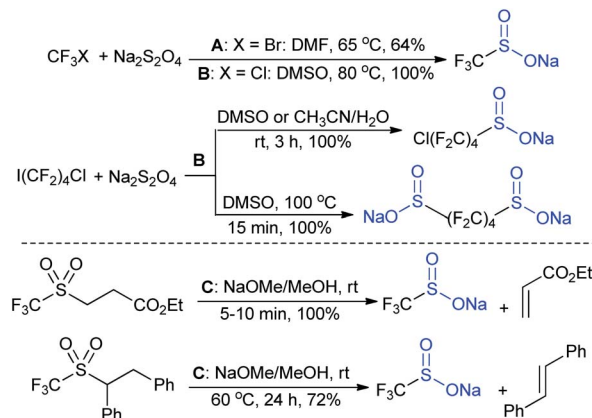
Simultaneously, Maruoka and co-workers⁴¹ described a new two-step protocol for preparing sodium α -aminoalkanesulfonate salts, as shown in Scheme 11. Various *N*-Boc-protected dialkylamines were treated with *sec*-BuLi to generate an α -lithiated alkyl-amine that was successfully trapped with DABSO, aqueous workup with sodium carbonate to provide sodium α -aminoalkanesulfonates in variable yields.

2.2. Sodium perfluoroalkylsulfonates ($\text{R}_f\text{SO}_2\text{Na}$)

In the late 1980s, sodium trifluoromethanesulfonate (sodium triflate)⁴² was prepared on a large scale by the Rhône-Poulenc Co., through the single-electron reduction of bromotrifluoromethane (Scheme 12A).⁴³ Unfortunately, this method was expelled because of its ozone-depleting effect in the process. In 2007, two independent methods were published for the preparation of sodium perfluoroalkanesulfonates. The Chen group



Scheme 11 Two-step synthesis of sodium α -aminoalkanesulfonate salts.



Scheme 12 Synthesis of sodium perfluoromethanesulfonate ($\text{R}_f\text{SO}_2\text{Na}$).

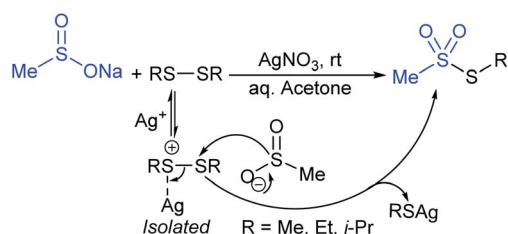
demonstrated the sulfinate dehalogenation of chlorotrifluoromethane with sodium dithionite ($\text{Na}_2\text{S}_2\text{O}_4$) to give the desired sodium triflate in quantitative yield based on the ^{19}F NMR (Scheme 12B).⁴⁴ Similarly, several perfluoroalkanesulfonates and bis-sulfonates were successfully achieved in high yields. Concurrently, Langlois and co-workers developed sustainable and mild reaction conditions to synthesize trifluoromethanesulfonate (triflate) salts *via* β -elimination of aliphatic triflones using NaOMe in MeOH (Scheme 12C).⁴⁵ As a result, this reagent is well known as the Langlois reagent.

3. Applications of sodium sulfonates

As already highlighted in the introduction (see Fig. 1), sodium sulfonates possess vast synthetic applications with a significant number of different strategies. Accordingly, we have classified the applications of sodium sulfonates into several sections based on the types of organosulfur compounds with some exciting reaction mechanisms. The following Sections 3.1–3.5 are also further subdivided based on the transformations.

3.1. Synthesis of thiosulfonates ($\text{R-SO}_2\text{S-R}^1$)

In 1972, Bentley *et al.* described the silver nitrate (in aqueous acetone)-assisted reaction between sodium methanesulfonate and alkyl di-sulfides for the formation of thiosulfonates (thiol esters are also known as thiosulfonates), as described in Scheme 13.⁴⁶ The nucleophilic sulfinate attack on the silver-



Scheme 13 Synthesis of thiosulfonates from alkyl disulfides.

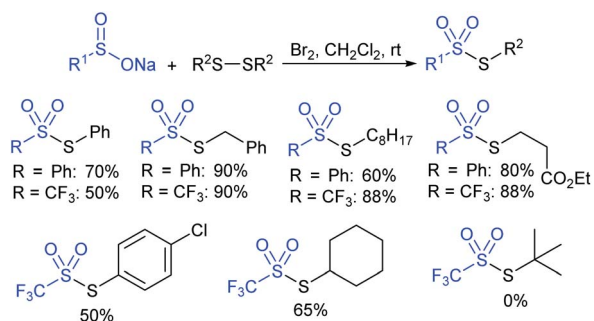
Table 2 Synthesis of thiosulfonates using *N*-(aryltio)succinimides (12)

Thiosulfonates	Method-A	Method-B
	R = H: 92%	R = Cl: 78%
	R = Cl: 92%	R = Me: 92%
	R = Me: 95%	
	Ar = 4-ClC ₆ H ₄ : 80%	Ar = 4-FC ₆ H ₄ : 85%
	Ar = 4-MeC ₆ H ₄ : 87%	Ar = 4-BrC ₆ H ₄ : 79%
	Ar = 4-CF ₃ C ₆ H ₄ : 51%	Ar = 4-NO ₂ C ₆ H ₄ : 77%

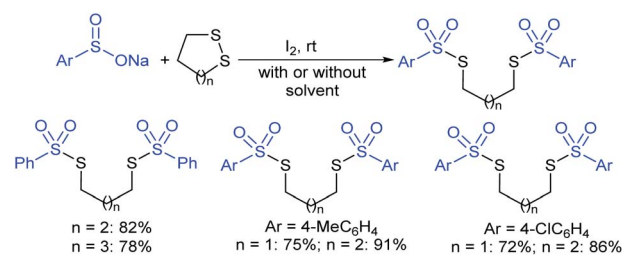
disulfide complex led to the desired methyl thiosulfonates, and silver mercaptans were identified by gas chromatography.

Consequently, Abe and Tsurugi prepared various aryl thiosulfonates in good yields by the sulfenylation reaction of *N*-(aryltio)succinimides (12) and sulfinates salts were vigorously shaken for 5–10 min (Table 2A).⁴⁷ In 2012, Chen and co-workers⁴⁸ examined Sc(OTf)₃-catalyzed sulfenylation using various *N*-(organothio)succinimides (12) and sodium sulfonates for the formation of symmetrical and unsymmetrical thiosulfonates in good to high yields (Table 2B). The scope and generality was explored with a range of substitutions, including aliphatic and aromatic succinimides, as well as arylsulfonates, which were adequately tolerated. The sulfenylation reaction was smoothly accelerated in ionic liquids (ILs), such as [BMIM]/PF₆, and water played a critical role in the reaction; probably the solubility of sodium sulfonates may have been enhanced. Interestingly, Sc(OTf)₃/ILs was recovered and reused for sulfenylation without any significant loss in the catalytic activity.

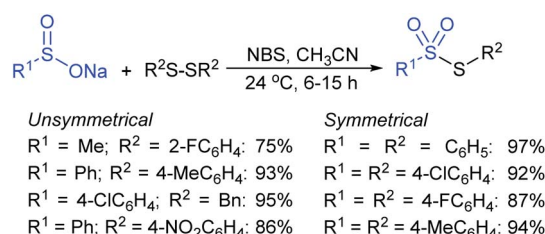
In 1996, Langlois and co-workers⁴⁹ described the synthesis of a wide range of alkyl and aryl thiosulfonates in high yields. The sulfenylation reaction of disulfides with sodium benzenesulfinate and trifluoromethanesulfinate was conducted in the presence of bromine (Scheme 14). Various disulfides have been studied, and primary disulfides are generally more reactive than the secondary ones; the hindered *tert*-butyl disulfide disappointed in delivering the desired thiosulfonate.



Scheme 14 Synthesis of thiosulfonates from disulfides.



Scheme 15 Synthesis of bis-thiosulfonates using cyclic disulfides.



Scheme 16 The synthesis of thiosulfonates using disulfides.

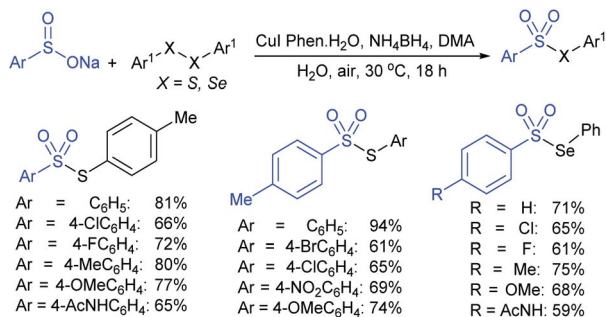
Fujiki and co-workers⁵⁰ demonstrated the efficient and straightforward synthesis of various unsymmetrical thiosulfonates in good to high yields. I₂-catalyzed oxidative sulfenylation of various acyclic and cyclic disulfides with several sulfonates occurred in the presence or absence of solvent at room temperature (Scheme 15). An interesting outcome of this protocol is cyclic disulfides cleaving S–S bonds with arenesulfonates to synthesize valuable bis-thiosulfonates in high yields.

NBS-promoted sulfenylation reaction between disulfides and sulfonates to access unsymmetrical and symmetrical thiosulfonates was described. Wu and co-workers⁵¹ successfully explored broad functional group tolerance and atom-economical and practical procedures to synthesize a series of thiosulfonates in good to excellent yields. A few representative examples are presented in Scheme 16.

The Taniguchi and Yadav groups independently reported S–S coupling between thiols and sodium sulfonates to synthesize various thiosulfonates under aerobic conditions. The CuI·Phen·H₂O (Phen = 1,10-phenanthroline)-catalyzed sulfenylation reaction of thiols with sulfonates gave the desired thiosulfonates in 40–96% yields (Scheme 17A).⁵² Similarly, the FeCl₃-catalyzed coupling of thiols with sulfonates provided a wide variety of symmetrical and unsymmetrical thiosulfonates in 83–



Scheme 17 Sulfenylation of thiols with sodium sulfonates.



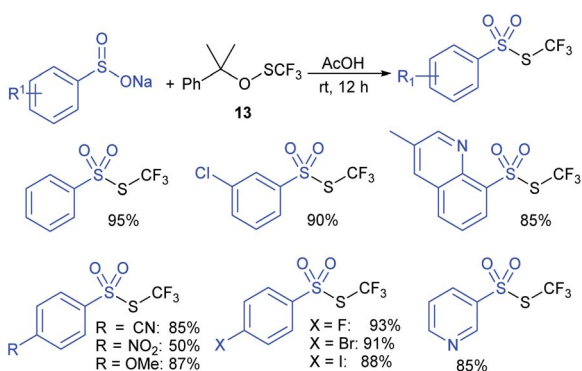
Scheme 18 Copper-catalyzed sulfenylation of disulfides with sodium sulfonates.

96% yield (Scheme 17B).⁵³ Both methods proceeded smoothly and are widely applicable to various arene- and alkanethiols with aromatic and aliphatic sulfonates.

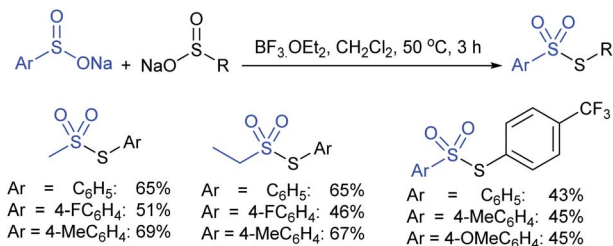
Taniguchi also reported a copper-catalyzed sulfenylation of disulfides and diselenides with sodium sulfonates under air at ambient temperature (Scheme 18).⁵⁴ The formation of S–S and Se–S bonds efficiently gave various thiosulfonates and selenosulfonates in good to high yields. The use of ditelluride with sodium 4-toluenesulfonate did not yield the desired product under the same reaction conditions. Notably, the same reaction was performed under a nitrogen atmosphere instead of air (oxygen) and the corresponding products were produced at lower yields. To understand the role of oxygen, the formation and the reactivity of PhXCu(I) was examined with sodium 4-toluenesulfonate under the same conditions and gave the corresponding thio(seleno)sulfonates in low yields.

Lu, Shen and co-workers⁵⁵ used trifluoromethanesulfonate (13) as an electrophilic thiolating reagent. The treatment of sodium aryl and heteroaryl sulfonates with 13 in acetic acid at room temperature for 12 h generated the corresponding trifluoromethyl thiosulfonates in high to excellent yields. A few representative examples are presented in Scheme 19.

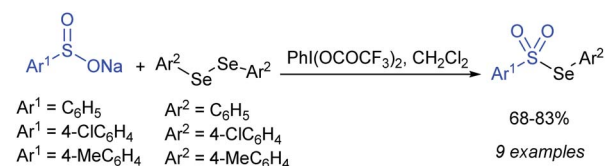
Recently, Wang *et al.* found a BF₃·OEt₂-mediated radical disproportionation coupling reaction of sodium sulfonates to synthesize thiosulfonates in good yields (Scheme 20).⁵⁶ The simple and practical protocol had good functional group tolerance and can also be applied to prepare both symmetrical and unsymmetrical thiosulfonates under mild reaction conditions. Generally, the



Scheme 19 Synthesis of trifluoromethylthiosulfonates using 13.



Scheme 20 BF₃·OEt₂-mediated radical disproportionation coupling reaction of sodium sulfonates.



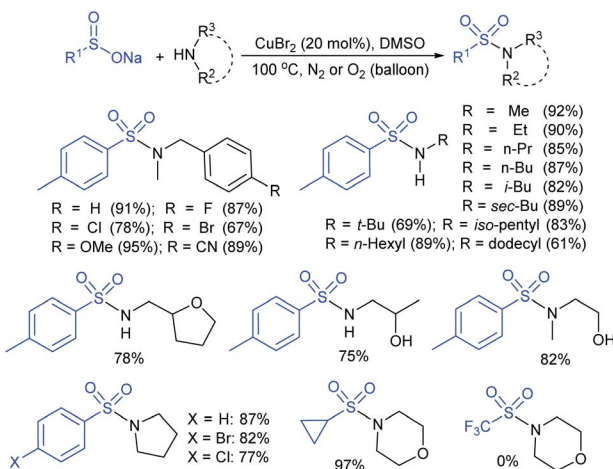
Scheme 21 Synthesis of selenosulfonates from diaryl diselenides with sodium sulfonates.

sodium arylsulfonates containing electron-donating groups perform better than those with electron-withdrawing groups for symmetrical thiosulfonates. More interestingly, the disproportionation coupling reaction of various sodium alkylsulfonates and sodium arylsulfonates gave unsymmetrical thiosulfonate products in moderate to good yields.

Chen and co-workers⁵⁷ revealed the hypervalent iodine-mediated synthesis of selenosulfonates from diaryl diselenides with sodium sulfonates, as presented in Scheme 21. The three different sodium arenesulfonates were well reacted with diaryl diselenides in the presence of [(bis(trifluoroacetoxy)iodo)]-benzene in methylene chloride and gave the corresponding aryl selenosulfonates in 68–83% yields.

3.2. Synthesis of sulfonamides (R–SO₂N–R¹R²)

3.2.1. Direct N-sulfonylation. In 2013, Jiang and co-workers described the copper-catalyzed chemoselective oxidative



Scheme 22 Copper-catalyzed construction of sulfonamides.

Table 3 I₂-catalyzed synthesis of sulfonamides

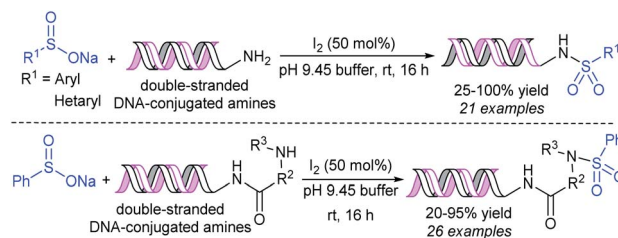
Sulfonamides	A	B	Sulfonamides	A	B
	97%	40%		95%	64%
	98%	95%		85%	80%
	90%	71%		77%	50%
	78%	82%		96%	46%

coupling of amines with sodium sulfinates to construct sulfonamides using O₂ (1 atm) or DMSO oxidant (Scheme 22).⁵⁸ The reaction scope concerning primary and secondary amines and various sodium sulfinates was systematically investigated. The corresponding sulfonamides were obtained in good to high yields *via* a single electron transfer (SET) pathway. Various aliphatic amines, steric bulky *tert*-butylamine and dodecylamine gave the corresponding products; however, sodium trifluoromethanesulfinate did not yield the desired sulfonamide.

In 2015, the metal-free synthesis of sulfonamides was carried out using the molecular iodine-mediated coupling of various amines with sodium sulfinates at room temperature. The Wang⁵⁹ and Song⁶⁰ groups independently reported using a stoichiometric amount of iodine for the formation of series of sulfonamides in good to excellent yields (Table 3). Both

Table 4 Iodine-mediated synthesis of sulfonamides

Sulfonamides	A	B	Sulfonamides	A	B
	92%	81%		93%	62%
	85%	42%		93%	62%
	92%	74%		94%	72%

Scheme 23 I₂-mediated DNA-conjugated sulfonamides from DNA-conjugated amines with sodium sulfinates.

methods established the sulfonylation using a wide range of primary and secondary amines, including substituted aromatic, aliphatic, acyclic, and cyclic amines. Further, the amination reaction was explored for various substituted aromatic, heteroaromatic, and aliphatic sulfinates as suitable substrates for this protocol.

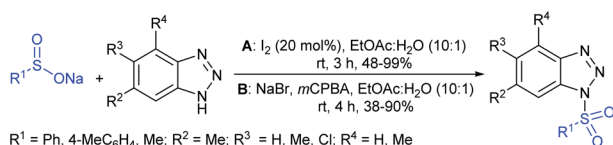
Simultaneously, Yuan and co-workers⁶¹ demonstrated an efficient and eco-friendly way to synthesize sulfonamides using a sub-stoichiometric amount of iodine (50 mol%) in H₂O at room temperature. Both aromatic and aliphatic amines conveniently reacted with various sodium sulfinates under the optimal reaction conditions, giving the desired products in moderate to excellent yields (Table 4A). In the same year, the iodine-catalyzed oxidative amination of sodium sulfinates with amines in the presence of sodium percarbonate as an oxidant was developed by Yotphan and co-workers.⁶² A wide range of aromatic, aliphatic, heteroaromatic amines and hydrochloride salts of amines with varied sulfinate substrates were successfully employed for this transformation (Table 4B).

Very recently, the Peng and Dietrich group reported innovative work for the preparation of DNA-conjugated sulfonamides from DNA-conjugated amines and sodium sulfinates in the presence of iodine under mild conditions (Scheme 23).⁶³ A wide range of highly functionalized sulfinates were synthesized, made to commercially available and successfully employed to generate desired sulfonamides in moderate to good yields. A vast number of unnatural amino acids bearing a DNA skeleton, including primary and secondary amines participated and gave corresponding sulfonamides in reasonable yields.

Zhao *et al.* developed an alternative procedure for the preparation of sulfonamides *via* the TBAI-catalyzed coupling of amines with sodium sulfinates under mild conditions (Table 5A).⁶⁴ An oxidative *N*-sulfonylation of various primary and secondary amines bearing different functional groups was conducted, which smoothly reacted with arylsulfinates and delivered a wide variety of sulfonamides in good to high yields. Challenging substrates like alkylsulfinate salts also served as coupling partners, but trifluoromethanesulfinate was unsuccessful in yielding the desired trifluoromethanesulfonimide. In 2018, Fu and co-workers reported sulfonamides prepared by the NaI-catalyzed oxidative amination of primary and secondary amines with sodium sulfinates using ethylene dibromide (EDB) under aerobic conditions (Table 5B).⁶⁵ Various amines, such as aliphatic, aromatic, and benzylic amines reacted well with sodium *p*-toluenesulfinate to give the corresponding

Table 5 TBAI/Nal-catalyzed coupling of amines with sodium sulfinates

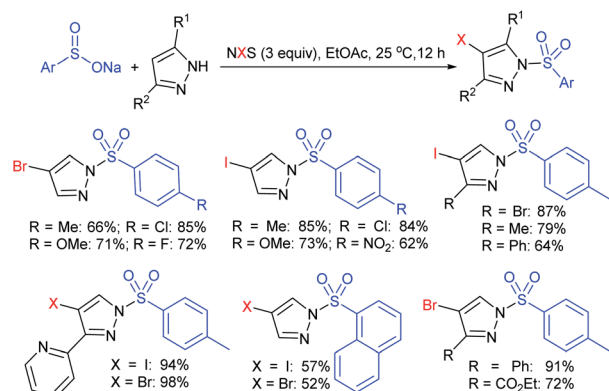
Sulfonamides	A or B	Sulfonamides	A or B
	R = Ph: A: 70% B: 78% R = Bn: A: 60% B: 75%		A: 74% B: 82%
	X = O; A: 96% X = CH ₂ ; B: 72%		A: 80% B: 58%
	R = Me; A: 98% R = CF ₃ ; A: 0%		R = Me: B: 0% R = CF ₃ : B: 0%



Scheme 24 N-Sulfonylation of benzotriazoles with sodium sulfinates.

sulfonamides in moderate to good yields. Additionally, various aryl and heteroaryl sulfinates also afforded the corresponding sulfonamides in acceptable yields. The authors stated that the instability of the aliphatic sulfonyl radicals was presumably because aliphatic sulfinates did not participate.

Yan and co-workers^{66,67} prepared N-sulfonyl benzotriazoles through the iodine-catalyzed sulfonylation of benzotriazoles with sodium sulfinates under air at room temperature. The catalytic radical sulfonylation proceeded efficiently using various benzotriazoles with aryl and alkyl sulfinates. The monosubstituted benzotriazoles (5-Me and 5-Cl) afforded a mixture of 5- and 6-substituted products and the ratios ranged from 1 : 1

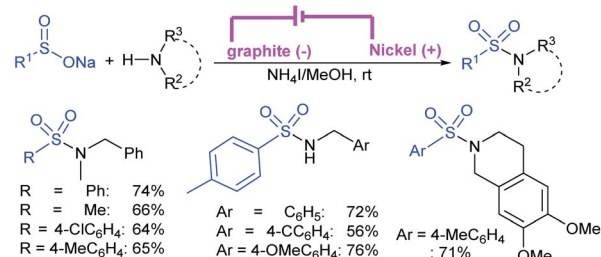


Scheme 25 NXS-mediated halogenation-sulfonylation of substituted pyrazoles with sodium arylsulfinates.

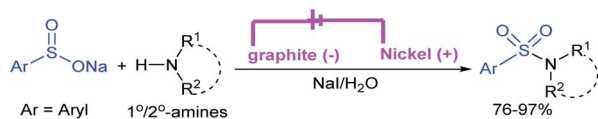
to 2 : 3 (Scheme 24A).⁶⁶ Subsequently, the same group reported a simple procedure using NaBr/mCPBA for the preparation of N-sulfonylbenzotriazoles from benzotriazoles with aryl and methyl sulfinates at room temperature in 40–90% yields (Scheme 24B).⁶⁸

Fu *et al.* developed the NXS (X = I, Br)-mediated direct N-sulfonylation of azoles with sodium sulfinates to synthesize sulfonamide derivatives (Scheme 25).⁶⁸ Several azoles, such as substituted benzoimidazoles, benzotriazole and 1,2,4-triazole were coupled with a range of electron-rich and electron-deficient sodium arylsulfinates to afford the desired products in high yields. Remarkably, pyrazole substrates underwent unusual halogenation-sulfonylation in the presence of NXS with sodium sulfinates. A variety of substituted pyrazoles smoothly reacted with sodium arylsulfinates to give 4-halo-1-sulfonyl pyrazole derivatives in good to high yields.

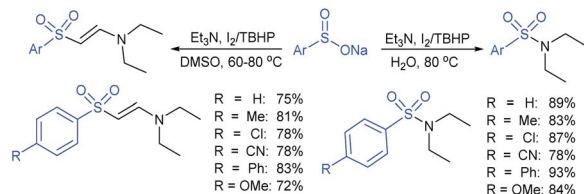
Zeng and co-workers⁶⁹ developed a graphite-nickel-based electrochemical reaction for the synthesis of sulfonamides. The electrochemical oxidative amination of a range of 1°/2° aryl and alkyl amines and aqueous ammonia were smoothly reacted and afforded the desired sulfonamides in acceptable yields. Additionally, varied sodium arenesulfinates were explored in this protocol to synthesize sulfonamides in moderate to good yields, as shown in Scheme 26.



Scheme 26 Electrochemical oxidative amination of sodium sulfinates with amines.



Scheme 27 Electrochemical oxidative amination of amines with sulfonates.

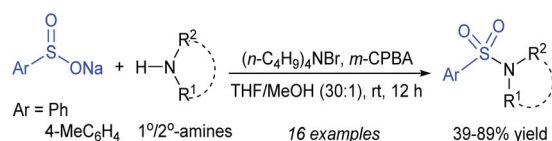


Scheme 28 Synthesis of sulfonamides and β -arylsulfonyl enamines.

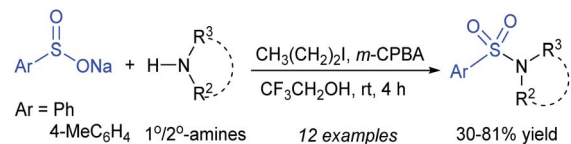
In the same year, Yuan and co-workers⁷⁰ developed an electrochemical method for the synthesis of sulfonamides in the presence of NaI, which served as a supporting electrolyte at room temperature. A variety of amines were readily sulfonylated with substituted aromatic sulfonates in water to give the corresponding aryl sulfonamides in good to high yields (Scheme 27). However, sodium trifluoromethanesulfonate (F_3CSO_2Na) was ineffective and did not provide the desired product.

Yuan elegantly synthesized sulfonamides and β -arylsulfonyl enamines using sodium sulfonates *via* the cleavage of C–N and C–H bonds of tertiary amines, respectively.⁷¹ The combination of iodine and *t*-butyl hydroperoxide (TBHP) allowed the reaction between tertiary amines and sodium sulfonates. The oxidative-sulfonylation of tertiary amines occurred through cleavage of the C–N bond in water and provided desired sulfonamides in good to high yields (Scheme 28). The reactivity dramatically changed from H_2O and DMSO, and the C–H bond cleavage of triethylamine in dimethyl sulfoxide with substituted aromatic sulfonates to corresponding β -arylsulfonyl enamines yielded in 69–81% range. A few control experiments were performed to gain mechanistic insights for this novel protocol. With the use of the radical scavenger 2,2,6,6-tetramethylpiperidine-1-oxyl (TEMPO), no desired product was detected, indicating that the reaction presumably underwent a radical pathway.

Later, Yan and co-workers⁷² prepared sulfonamides from amines and sodium sulfonates using $(n-C_4H_9)_4NBr$ and *m*-chloroperbenzoic acid at room temperature (Scheme 29). A series of primary and secondary amines including cyclic amines, participated in coupling with sodium benzenesulfonate and sodium *p*-toluenesulfonate to furnish the corresponding sulfonamides in 39–89% yields.



Scheme 29 Synthesis of sulfonamides from amines.

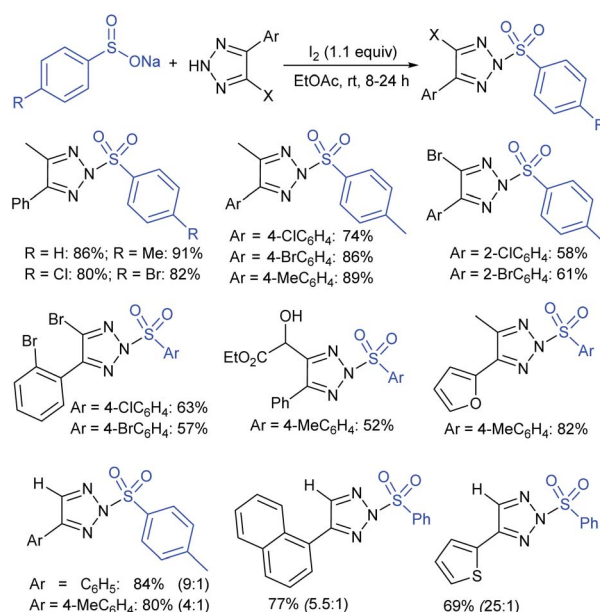


Scheme 30 Hypervalent iodine-mediated synthesis of sulfonamides.

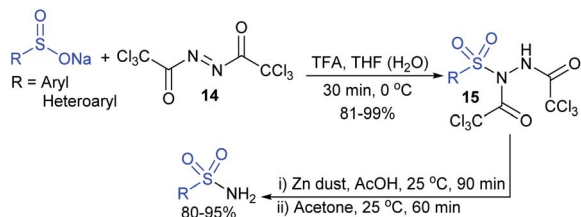
Recently, Zhou and He described a hypervalent iodine-catalyzed reaction between various primary and secondary amines with sodium arylsulfonates under mild reaction conditions to provide the corresponding sulfonamides in 30–81% yields (Scheme 30).⁷³ The actual hypervalent iodine (iodosylpropane) catalyst was generated *in situ* from the catalytic amount of 1-iodopropane with a stoichiometric amount of *m*-CPBA as an oxidant for this protocol.

Our research group⁷⁴ successfully demonstrated a convenient and metal-free protocol for the highly regioselective sulfonylation of *NH*-1,2,3-triazoles with sodium sulfonates. A range of disubstituted *NH*-1,2,3-triazoles were readily sulfonylated with various arylsulfonates in the presence of molecular iodine. A variety of synthetically viable *N*²-sulfonyl triazoles was obtained in moderate to high yields with excellent regioselectivities (Scheme 31). Disappointingly, the monosubstituted *NH*-1,2,3-triazoles afforded the corresponding sulfonamides in a mixture of regioisomers.

3.2.2. Reductive *N*-sulfonylation. In 2002, Berthelette and co-workers⁷⁵ developed a two-step synthesis of sulfonamides using bis(2,2,2-trichloroethyl)azodi-carboxylate (**14**) as an electrophilic nitrogen source to construct a S–N bond. The sulfonylation of **14** was conducted with various aromatic and heteroaromatic sulfonates under acidic or aqueous media to form sulfonyl hydrazides (**15**) in high (81–99%) yields



Scheme 31 *N*²-regioselective sulfonylation of *NH*-1,2,3-triazoles with sulfonates.

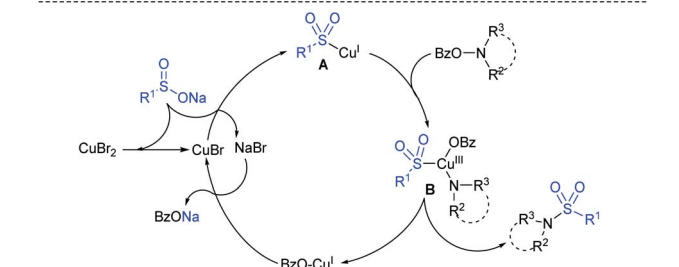
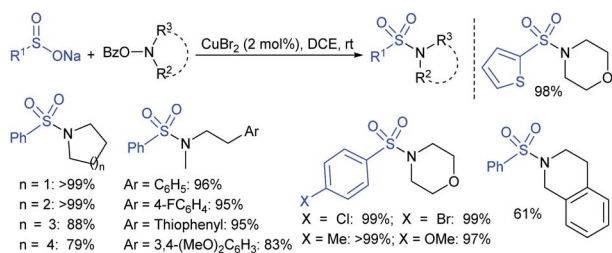
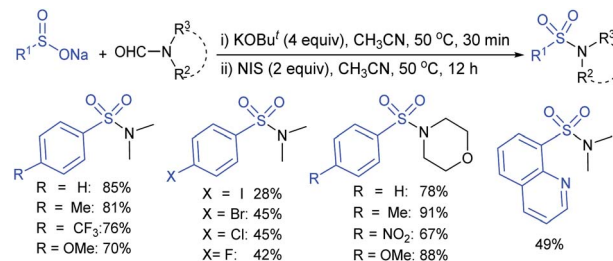


Scheme 32 Synthesis of sulfonamides.

(Scheme 32). Subsequently, the reductive cleavage of sulfonylhydrazides with Zn-dust in AcOH was carried out to furnish the corresponding sulfonamides in 80–95% yields.

Tu and co-workers⁷⁶ demonstrated an attractive and efficient copper-catalyzed electrophilic amination using *O*-benzoyl hydroxylamines with sodium sulfonates under ambient conditions. Only 2 mol% CuBr₂ catalyst was sufficient for coupling several acyclic and cyclic *O*-benzoyl hydroxylamines and provided a broad range of sulfonamides in high yields (Scheme 33). Additionally, a series of aryl, heteroaryl, and alkyl sulfonates were readily coupled with *O*-benzoyl hydroxylamine and there was no reaction with sodium trifluoromethanesulfonate. Moreover, the protocol was readily scalable up to the gram level when the reaction was performed at a 5 mmol with *O*-benzoyl hydroxymorpholine and sodium benzenesulfonate under standard conditions. Some control experiments were performed, including radical scavenger TEMPO, and no sulfonamide was detected. A plausible catalytic radical pathway for the oxidative addition–reductive elimination was proposed as shown in Scheme 33. Initially, CuBr was readily generated from CuBr₂ by the coordination of copper to sodium sulfonate to produce the Cu^I intermediate **A** via a free sulfonyl radical. Oxidative addition with *O*-benzoyl hydroxylamine formed the Cu^{III} complex **B**, then the sulfonamide product. Subsequently, the resulting BzO–Cu^I reacted with NaBr to regenerate CuBr and complete the catalytic cycle.

Xia *et al.* developed the KO^tBu mediated decarbonylation of *N,N*-disubstituted formamides as the amine source for direct

Scheme 33 Cu-catalyzed electrophilic amination of *O*-benzoyl hydroxyl-amines with sodium sulfonates.Scheme 34 Cu-catalyzed electrophilic amination of *O*-benzoyl hydroxyl-amines with sodium sulfonates.

S–*N* bond formation (Scheme 34).⁷⁷ The NIS-promoted oxidative amination of *N,N*-disubstituted formamides with arene-sulfonates bearing electron-donating or electron-withdrawing groups was conducted for the preparation of a series sulfonamide in good to high yields. In addition to formamide, the *N,N*-diethyl-formamide and *N*-acetylmorpholine-compatible substrate gave the desired sulfonamides in this protocol.

The enzymatic oxidative-sulfonylation of 4-substituted urazoles with sodium arenesulfonates was performed in phosphate buffer in the air as an external oxidant (Scheme 35).⁷⁸ The successive aerobic oxidation of urazoles followed by sulfonylation with only commercially available arylsulfonates using laccase-50U as an eco-friendly biocatalyst was carried out to furnish a range of 1-sulfonyl-1,2,4-triazolidine-3,5-dione derivatives in 85–97% yields.

Luo and co-workers⁷⁹ realized a convenient one-pot reduction-sulfonylation *via* the FeCl₂-catalyzed direct coupling of nitroarenes with sodium sulfonates in the presence of NaHSO₃ and *N,N*-dimethyl-1,2-diaminocyclohexane (DMDACH) in DMSO. The reduction of nitroarenes by NaHSO₃ followed *N*–*S* bond construction to generate many *N*-aryl sulfonamides in good to excellent yields (Table 6). In this protocol, both nitroarenes and sulfonate salt substrates having a broad range of functional groups were tolerated. No desired sulfonamides were detected when using nitromethane and sodium benzenesulfonate under the same reaction conditions.

Afterwards, the Andrioletti group described the reductive-sulfonylation of nitroarenes and sulfonate salts in the presence of sodium bisulfite (NaHSO₃) alone as the reducing agent in water at 60 °C (Scheme 36A).⁸⁰ A variety of water-soluble nitroarenes were successfully converted into the corresponding sulfonamides in 25–78% yields. This protocol was restricted to only electron-withdrawing nitroarenes. Consequently, the copper-catalyzed redox coupling of nitroarenes with sodium sulfonates in NMP at 120 °C was described by Zhang and co-



Scheme 35 Laccase biocatalyst for the coupling of 4-substituted urazoles with arylsulfonates.

Table 6 FeCl₂-catalyzed direct coupling of arylsulfonates with nitroarenes

Sulfonamides	Yield	Sulfonamides	Yield
	R = H: 93% R = F: 85% R = Cl: 89% R = Br: 91% R = OMe: 92% R = Me: 88% R = Cl: 93% R = CN: 97% R = OMe: 85% R = CO ₂ H: 78% R = CO ₂ Me: 86% R = Cl: 96% R = Me: 85% R = CF ₃ : 98% R = COMe: 84% R = CO ₂ Me: 95%		X = N: 81%, X = CH: 94%
			93%
			90%

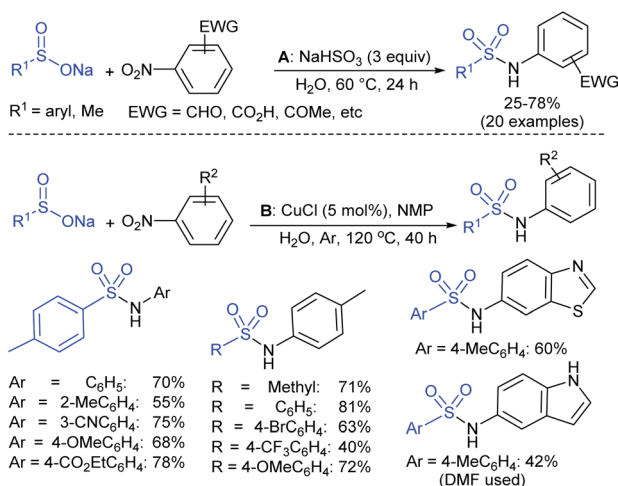
workers (Scheme 36B).⁸¹ A series of aromatic sulfonamides were obtained in moderate to good yields using various nitroarenes coupled with sodium 4-methylbenzenesulfonate. Aryl and alkyl sulfonates were smoothly reacted with 4-methyl nitrobenzene to give the desired *N*-aryl sulfonamides in reasonable yields. The reductive-sulfonylation proceeded without any external reducing additive, assuming that sodium sulfonates acted as reducing agent.

3.3. Synthesis of thioethers (R-S-R¹)

3.3.1. Sulfonylation of heteroarenes. In 2014, the Deng and Kuhakarn groups independently reported the metal-free direct

C3-sulfonylation of indoles with sodium sulfonates. Deng and co-workers developed⁸² an iodine-catalyzed protocol to prepare a variety of 3-arylthioindoles from indoles and sodium sulfonates in the presence of diethyl phosphite (Table 7A). A range of aryl and alkyl sulfonates reacted well with indole to give the desired 3-arylthioindoles in good to high yields. Also, the effect of substituents on the indole nucleus was examined. The substituent at the C2, C4 and C7 positions of indole, including *N*-methylindole, were sulfonylated smoothly. No sulfonylation took place if a methyl group occupied the C3-position of the indole. A few control experiments were carried out to understand the mechanism, which was rationalized as an ionic pathway, and explained the role of DMSO. Simultaneously, Kuhakarn and co-workers⁸³ used stoichiometric iodine for the synthesis of 3-aryl/alkyl-thioindoles using sodium sulfonates in the presence of Ph₃P as a mild reducing agent (Table 7B). In general, a range of substituted indoles that underwent C3 sulfonylation with different arenesulfonates gave related products in moderate to high yields, albeit sodium methanesulfonate gave a low yield. In contrast to Deng's work, C2-sulfonylation of 3-methylindole was successfully achieved, yet *N*-Boc indole was unsuccessful in this transformation.

Rao *et al.* examined various persulfates, such as (NH₄)₂S₂O₈, Na₂S₂O₈, K₂S₂O₈ and oxone for thiolation of indole with sodium arenesulfonate salts and K₂S₂O₈ was found to be the best choice to afford 3-arylthioindoles (Scheme 37).⁸⁴ The scope of C3-sulfonylation was efficiently investigated with varied indoles as well as arenesulfonates to give a range of 3-arylthioindoles in good to excellent yields. Interestingly, 3-methylindole also participated in producing the C2-sulfonylated product in low yield. The transformation was suitable for the Gram-scale synthesis of indole-3-thioether without any significant variation in the outcome.



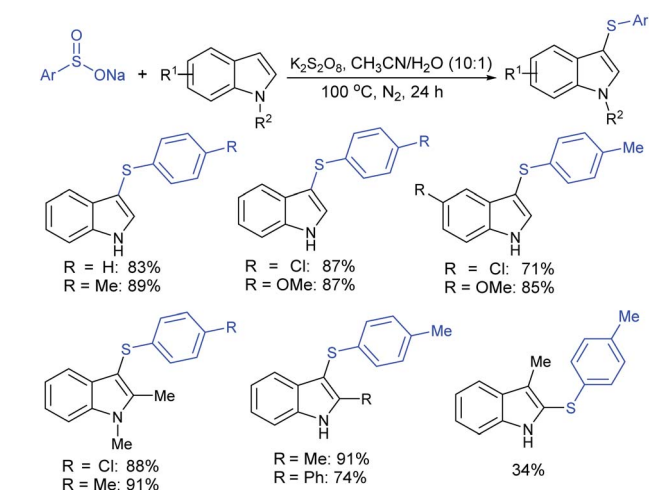
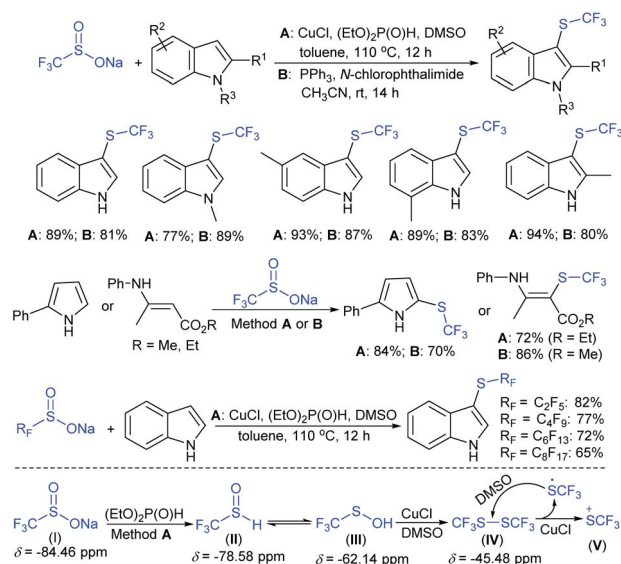
Scheme 36 NaHSO₃ or CuCl-mediated direct coupling of sodium arylsulfonates with nitroarenes.

Table 7 C3-sulfonylation of indoles with sodium sulfinates

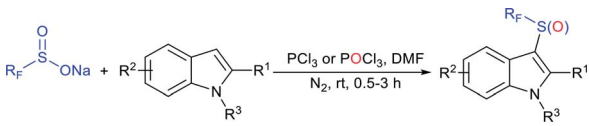
Thioethers	A or B	Thioethers	A or B
	A: 85% B: 75%		Ar = 4-MeC ₆ H ₄ , A: 90%; B: 85% Ar = 4-ClC ₆ H ₄ , A: 93%; B: 97%
	A: 65% B: 44%		Ar = C ₆ H ₅ , A: 90% Ar = 4-MeC ₆ H ₄ , B: 88%
	Ar = C ₆ H ₅ , A: 82% Ar = 4-MeC ₆ H ₄ , B: 88%		Ar = C ₆ H ₅ , A: 86% Ar = 4-MeC ₆ H ₄ , B: 83%
	Ar = C ₆ H ₅ , A: 87% Ar = 4-MeC ₆ H ₄ , B: 89%		Ar = C ₆ H ₅ , A: 0% Ar = 4-MeC ₆ H ₄ , B: 75%

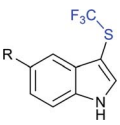


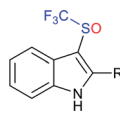
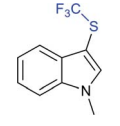
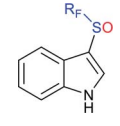
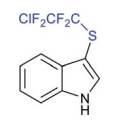

Yi and Zhang carried out interesting work on the copper-catalyzed direct trifluoromethylthiolation of indoles, pyrroles, and enamines. A series of substituted indoles were sulfonylated with sodium trifluoromethanesulfinate (Langlois reagent) and a wide variety C3-sulfonylated products were obtained in good to excellent yields (Scheme 38A).⁸⁵ Next, pyrroles and enamines were utilized in trifluoromethylthiolation to afford the desired thioethers in good yields. Further, the method was successfully extended to direct perfluoroalkyl-thiolation using different sodium perfluoroalkane sulfinates (R_fSO_2Na) having different R_f groups to give the desired products in high yields. The authors carefully examined the ¹⁹F NMR to understand the actual

species for this protocol. The intermediates I–V were detected based on fluorine values where either the F_3CSOH (III) or F_3CS^+ (V) precursors underwent an electrophilic attack on the indoles. Similarly, Cai and co-workers⁸⁶ disclosed a metal-free trifluoromethylthiolation of indoles, pyrroles, and enamines with sodium trifluoromethane-sulfinate under mild conditions (Scheme 38B). A series of trifluoromethyl thioether products were obtained in comparable yields. It was assumed that a reactive F_3CSCl was generated from the F_3CSO_2Na in the presence of the Ph_3P and *N*-chlorophthalimide reagent system.

Scheme 37 $K_2S_2O_8$ -mediated thiolation of indole with arenesulfinate salts.

Scheme 38 Thiolation of indoles, pyrroles and enamines with sulfinates.

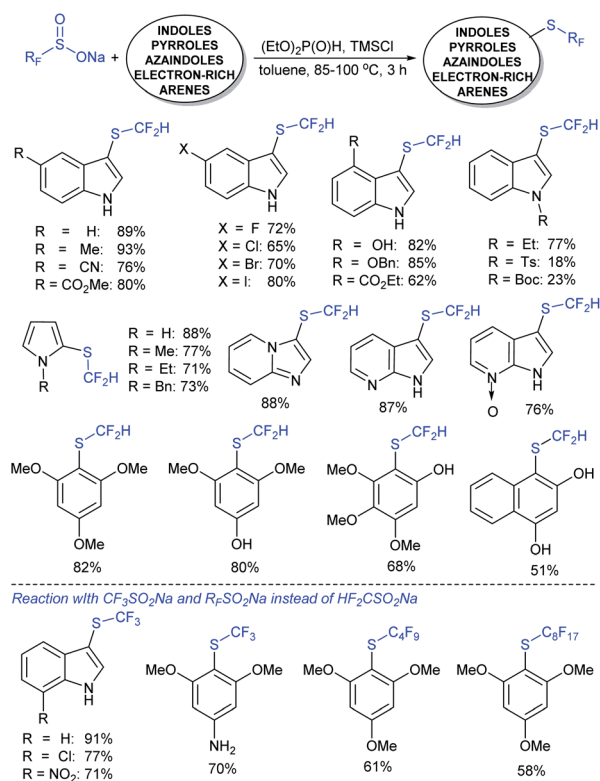
Table 8 Trifluoromethylthiolation and trifluoromethylsulfonylation reactions by using sodium fluoromethanesulfonates


Thioethers	With PCl ₃	Sulfoxides	With POCl ₃
	R = H: 79% R = Cl: 75% R = Me: 82% R = NO ₂ : 68% R = OMe: 81% R = CHO: 57%		R = H: 83% R = Cl: 87% R = Me: 81% R = OMe: 94% R = CHO: 80%
	R = Me: 66% R = Ph: 78%		R = Me: 87% R = Ph: 63%
	69%		R _f = C ₄ F ₉ : 81% R _f = CF ₂ CF ₂ Cl: 77%
	41%		80%

The reaction was not inhibited by the addition of TEMPO and as a result, the radical pathway was ruled out.

Subsequently, Liu and co-workers described the efficient and metal-free direct C-3 sulfenylation and sulfonylation of indoles with sodium trifluoromethanesulfinate under mild conditions. The versatile reactivity of sodium trifluoromethane-sulfinate was observed by using different phosphorus reagents, such as phosphorus trichloride (PCl₃) and phosphorus oxychloride (POCl₃) in DMF at room temperature (Table 8).⁸⁷ By using PCl₃ reagent the trifluoromethylthiolation of indole derivatives gave 3-trifluoromethylthiolated indoles in moderate to good yields, whereas the corresponding sulfoxides were delivered in good to high yields in the presence of phosphorus oxychloride. Moreover, this protocol was extended to other sodium perfluoroalkanesulfonates to obtain the corresponding products in high yields. Similar to Zhang's work,¹⁹ F NMR revealed that CF₃SCl and CF₃SOCl were key intermediates in trifluoromethylthiolation and trifluoromethylsulfonylation, respectively.

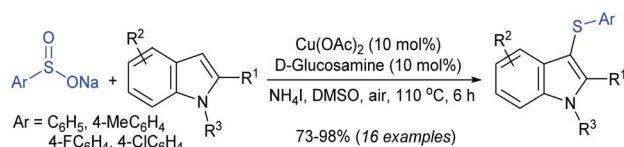
In 2017, Zhang and co-workers⁸⁸ further extended the metal-free approach for the direct sulfenylation of various electron-rich arenes and heteroarenes with sodium fluoroalkylsulfonates (HCF₂SO₂Na, CF₃SO₂Na, or R_fSO₂Na). Significantly diverse substrates such as indoles, pyrroles, azaindoles and electron-rich arenes formed the desired fluoroalkyl thioethers in good to high yields (Scheme 39). The protocol was also further expanded to difluoromethylthiolation, trifluoromethylthiolation and perfluoroalkylthiolation using the corresponding sodium sulfonates. For the mechanism, the fluoroalkyl sulfinate salts are expected to

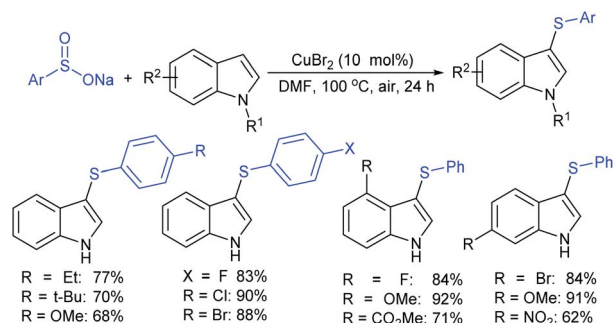
**Scheme 39** Trifluoromethylthiolation and trifluoromethylsulfonylation reactions using sodium fluoromethanesulfonates.

reduce sulfonates under the influence of (EtO)₂P(O)H and TMSCl and generate related actual species HCF₂S⁺, CF₃S⁺, or R_fS⁺ for electrophilic thiolation reactions.

A combined experimental/theoretical investigation on the glucosamine-promoted regioselective C3-sulfenylation of indoles under the catalytic influence of Cu(OAc)₂ and NH₄I as an additive (Scheme 40).⁸⁹ Zhou and co-workers have utilized various indoles bearing methyl groups at the C4, C5, C6, and C7 positions with sodium benzenesulfinate to afford the desired 3-indole thioethers in 73–93% yields; however, the C2 sulfenylated product was not detected under the same conditions. Subsequently, the various *para*-substituted (4-Me/F/Cl) arylsulfonates were smoothly reacted with indole to generate the expected thioether products in high yields, whereas there was no reaction using sodium methanesulfinate under standard reaction conditions.

In 2018, the Chen group reported the copper-catalyzed sulfenylation of indoles with sodium sulfonates in DMF to provide 3-sulfenyl-indoles in good to high yields (Scheme 41).⁹⁰ A variety

**Scheme 40** Cu(OAc)₂-glucosamine-promoted regioselective C3 sulfenylation of indoles with sodium arylsulfonates.

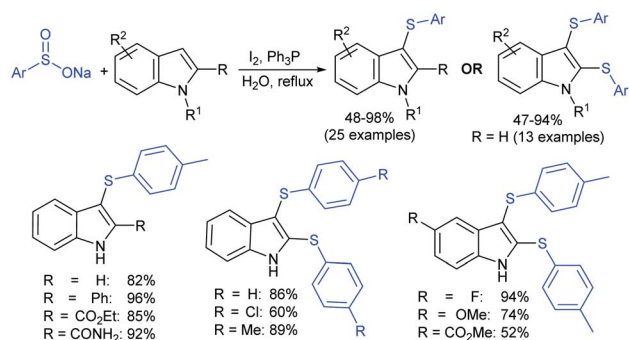


Scheme 41 Cu(OAc)₂-catalyzed sulfenylation of indoles with sodium sulfinates.

of substituted indoles (-OMe, -F, -Cl, -Br, -CO₂Me and NO₂), as well as *N*-methylindole and 2-methylindole were readily sulfenylated with different sodium arylsulfinates under the same reaction conditions.

The iodine-Ph₃P-mediated mono- and bis-sulfenylation of indoles with sodium sulfinates in water was described by Xie and co-workers (Scheme 42).⁹¹ The reaction of various substituted indoles with sodium arylsulfinates afforded mono-sulfenylated indoles in moderate to excellent yields. The extensive investigations of the synthesis of 3-sulfenylindoles were realized, but the synthesis of 2,3-bis-sulfenylindoles was limited. Gratifyingly, the double C-H thiolation of indoles at the 2- and 3-positions readily proceeded using excess sodium sulfinates and provided the desired 2,3-disulfenylindoles in moderate to high yields. Overall, this protocol displays broad substrate scope and several functional groups, such as methoxyl, fluoro, ester, ketone, and amide groups on indole rings that are well tolerated under metal-free conditions.

Very recently, the Wu group recognized that the switchable C-H thiolation of indoles with sodium arylsulfinates provided for the synthesis of both C2- and C3-sulfenylindoles (Table 9).⁹² TMSCl-mediated a highly regioselective approach and the exclusive C3-thiolation of indoles with sodium arylsulfinates was achieved. In contrast, instead of TMSCl, the use of TMSOTf realized the regiospecific C2-H thiolation of indoles with the same set of substrates. Both the reactivity and regioselectivity swapping of the counteranions of TMS from triflate to chloride led to a regioselective shift between the C2- and C3-H



Scheme 42 I₂/PPH₃-mediated mono- and bis-sulfenylation of indoles with sodium arylsulfinates.

Table 9 The regioselective sulfenylation of indoles with sodium arylsulfinates

$\text{R-S(=O)}_2\text{ONa} + \text{R}^2\text{-indole-NR}^1 \xrightarrow[\text{CH}_2\text{Cl}_2, \text{rt, 12 h}]{\text{TMSX (4 equiv)}}$

X = OTf X = Cl

C3-thioethers	TMSOTf yield	C2-thioethers	TMSCl yield
	X = H: 92%		R = H: 78%
	X = F: 86%		R = Br: 67%
	X = Br: 73%		R = OMe: 53%
	X = Cl: 86%		
			R = F: 53%
	32% (anticancer)		R = ^t Bu: 87%
			R = OMe: 93%

thiolation of indoles. To demonstrate the practicability of the C3-H thiolation reaction, 5-bromo-3-((3,4,5-trimethoxy-phenyl)thio)-1*H*-indole (anticancer agent) was used under the standard conditions.

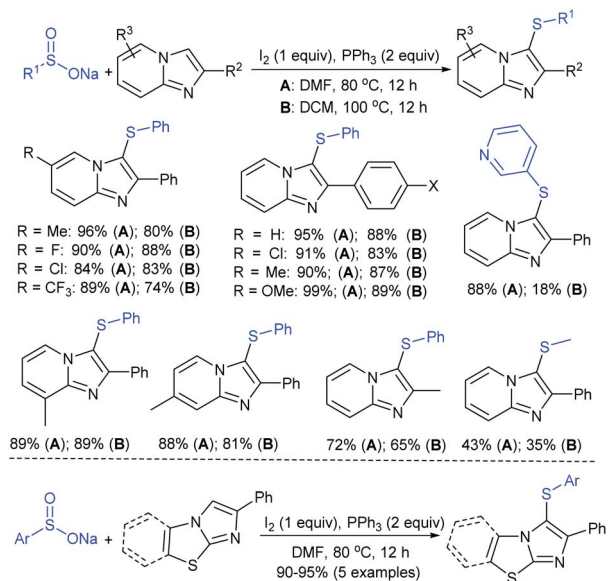
The Liu and Yang groups independently reported an efficient vicinal bifunctionalization of indoles with sodium sulfinates under metal-free conditions. The vicinal halo-trifluoromethylthiolation of indoles with sodium trifluoromethanesulfinate occurred under the influence of phosphorus oxyhalide (Table 10A).⁹³ The protocol could readily be extended to substituted indoles, and other sodium perfluoroalkanesulfinates provided

Table 10 Regioselective sulfenylation of indoles with sodium sulfinates

$\text{R-S(=O)}_2\text{ONa} + \text{R}^2\text{-indole-NR}^1 \xrightarrow[\text{DMF, 50 }^\circ\text{C, 3 h}]{\text{A: POX}_3 (3.0 \text{ equiv})}$

$\xrightarrow[\text{-78 }^\circ\text{C to rt, 6 h}]{\text{B: triphosgene (1.0 equiv), CH}_3\text{CN}}$

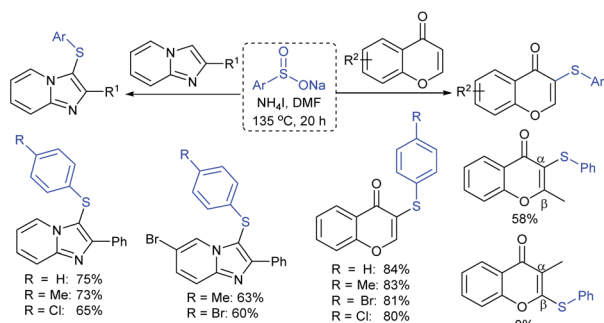
Thioethers	Method: A yield	Thioethers	Method: B yield
	R = H: 75%		R = H: 83%
	R = Me: 78%		R = Me: 85%
	R = OMe: 81%		R = OMe: 87%
	R = Me: 83%		X = F: 63%
	R = Et: 79%		X = Cl: 75%
	R = Bn: 68%		X = Br: 62%
	R _F = C ₄ F ₉ : 60%		R = CN: 38%
	R _F = C ₆ F ₁₃ : 53%		R = Me: 51%
	R _F = (CF ₂) ₂ Cl: 67%		R = OMe: 52%
	R = Me: 41%		R = Br: 68%
	R = Et: 39%		R = OMe: 60%
	R = Bn: 26%		



Scheme 43 The I₂-PPh₃-mediated thiolation of fused imidazo-heterocycles.

2-halo-3-sulfonylindoles. Later, the triphosgene-mediated chloro-alkylthiolation of indoles with sodium methane-sulfinate and sodium cyclopropanesulfinate gave the corresponding 2-chloro-3-sulfonylindoles in good to high yields (Table 10B).⁹⁴ Surprisingly, only mono-functionalization, that is trifluoro-methylsulfenylation of indoles, was observed, where the use of CF₃SO₂Na instead of CH₃SO₂Na afforded the corresponding 3-trifluoromethylsulfonyl-indoles in moderate to good yields. The phenomenon explained that the highly active electrophilic intermediates, CH₃SCL and CF₃SOCL, were responsible for the contrast reactivity.

An efficient iodine-triphenylphosphine-mediated direct thiolation of imidazo[1,2-*a*]pyridines with sodium sulfinates in DMF at 80 °C was developed by Ge, Li and co-workers (Scheme 43A).⁹⁵ A wide variety of 2-substituted imidazo[1,2-*a*]pyridines were explored with a number of sodium aryl and alkylsulfinates to provide a diverse range of 3-imidazo[1,2-*a*]pyridine-derived thioethers in moderate to high (43–99%) yields. Other classes of fused imidazoheterocycles, such as 6-phenylimidazo[2,1-*b*]thiazole, 2-phenylbenzo[*d*]imidazo[2,1-*b*]thiazole and 2-

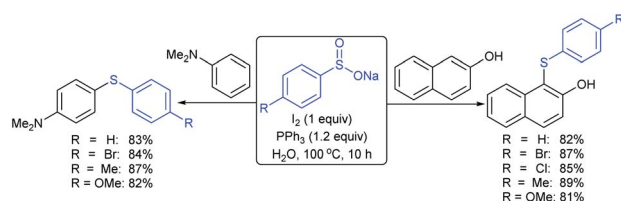


Scheme 44 Sulfonylation of imidazo[1,2-*a*]pyridines and chromones using sulfinates.

phenylimidazo[1,2-*a*]pyridine were also suitable substrates in this sulfenylation process to give the desired thioethers in high yields. It is worth noting that the unsubstituted imidazo[1,2-*a*]pyridine favors providing the only C-3 sulfenylated product, and no C-2 sulfenylated product was observed. In 2018, Guo *et al.* reported a similar iodine-triphenylphosphine-mediated direct sulfenylation of imidazo[1,2-*a*]pyridines with sodium sulfinates in DCM at 100 °C instead of DMF (Scheme 43B).⁹⁶ A broad range of imidazo[1,2-*a*]pyridine-derived thioethers were obtained in good to high yields by using imidazo[1,2-*a*]pyridine bearing substituents on the C6, C7 and C8 positions with a variety of aromatic and aliphatic sulfinates. Although the electronic property tendency is less significant, pyridine-3-sulfinate provided the desired product in only 18% yield. Both methods involved generating sulfonyl iodide (RSI) species from sodium sulfinates, which were reduced using I₂/Ph₃P to attack the C-3 position of imidazo[1,2-*a*]pyridines.

Zhou and co-workers⁹⁷ utilized a cheap ammonium iodide for the regioselective sulfenylation of chromones (flavones), indole, and arylimidazo[1,2-*a*]pyridines with sodium arene-sulfinates, as shown in Scheme 44. A wide variety of corresponding thioethers were generated *via* the transition metal-free direct C–H sulfenylation in good to high yields. Control experiments proved the regioselective sulfenylation using substituents at the α - and β -positions of flavones. The α -methyl flavone did not give the desired product; however, the methyl group at the β -position of flavone provided a significantly low yield of the corresponding thioether, possibly due to the steric effects from the adjacent methyl group. A plausible mechanism involves the generation of the electrophilic ArS–I, which reacted with flavone, indole, and aryl-imidazo[1,2-*a*]pyridine to obtain the desired thioethers.

3.3.2. Sulfenylation of electron-rich arenes. Guo and co-workers reported the I₂-induced sulfenylation of electron-rich arenes with sodium arylsulfinates under the influence of Ph₃P as a reducing agent in H₂O at 100 °C (Scheme 45).⁹⁸ A broad spectrum of substrates, including 2-naphthol derivatives, 2-alkoxynaphthalenes, 1,3,5-trimethoxy-benzene 1,3-benzenediols, and *N,N*-dimethyl aniline, smoothly participated to generate diverse thioethers in moderate to good yields. A variety of 4-substituted benzenesulfinates also coupled well with 2-naphthol and 2-alkoxynaphthalenes, affording the corresponding thioethers in acceptable yields. Only a trace amount of product was detected by using sodium 4-nitrobenzenesulfinate as a substrate. Notably, this protocol served efficiently in the presence of sensitive hydroxy/amino/methoxyl



Scheme 45 I₂-mediated thiolation of 2-naphthols and *N,N*-dimethyl aniline with sulfinates.

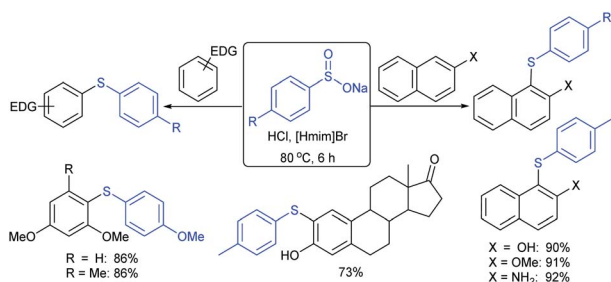
Table 11 I₂-mediated sulfenylation and sulfonylation of 2-naphthols with sodium sulfinates

Thioethers	Method-A	Sulfones	Method-B
	R = H: 80%		R = H: 82%
	R = F: 70%		R = F: 73%
	R = Br: 75%		R = Br: 77%
	R = Cl: 75%		R = Cl: 75%
	R = Me: 89%		R = Me: 84%
	R = CF ₃ : 71%		R = CF ₃ : 67%
	R = OMe: 85%		R = OMe: 72%
	R = OCF ₃ : 66%		R = OCF ₃ : 70%
	R = Me: 60%		R = Me: 68%
	R = <i>n</i> -Pr: 80%		R = <i>n</i> -Pr: 45%

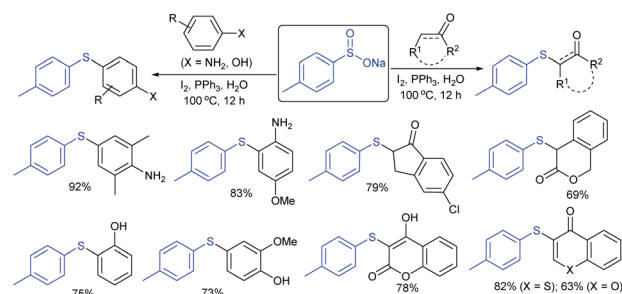
functional groups and was also flexible at the gram-scale reaction. Regarding the mechanism concerns, a key electrophilic species PhSI was generated from diphenyldisulfane, which was gained by reducing sodium benzenesulfinate.

Later, the Deng group successfully employed a metal-free and environmentally friendly protocol to synthesize aryl sulfides and sulfones under aqueous conditions. Iodine promoted the coupling of various substituted 2-naphthols with a series of aromatic and aliphatic sodium sulfinates to provide the desired thioethers in good to high yields (Table 11).⁹⁹ Additionally, 2-methoxy/2-ethoxy-naphthalenes, phenol derivatives, methoxy-benzenes, and *N,N*-dimethylaniline were well reacted with sodium benzenesulfinate to afford the desired aryl sulfides in good to high yields. The iodine and formic acid reagent system reduced RSO₂Na to R-SI as an electrophilic species for the sulfenylation pathway. Alternatively, sodium sulfinates react with iodine by using K₃PO₄ to generate sulfonyl iodide (RSO₂I), which readily promotes the sulfonylation process.

Similarly, Lu and coworkers¹⁰⁰ described the reaction of electron-rich arenes with sodium arylsulfinates in the presence of HCl/[Hmim]Br (hexylmethyl-imidazolium bromide) for the



Scheme 46 HCl/[Hmim]Br-mediated thiolation of electron-rich arenes with arylsulfinates.

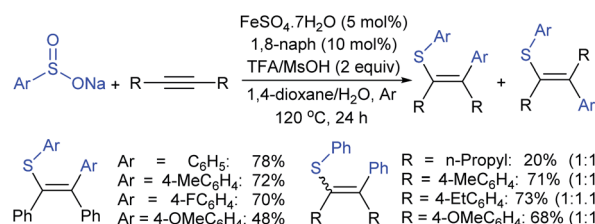


Scheme 47 I₂-Ph₃P-mediated thiolation of aromatic amines, arenols and ketones with sulfinates.

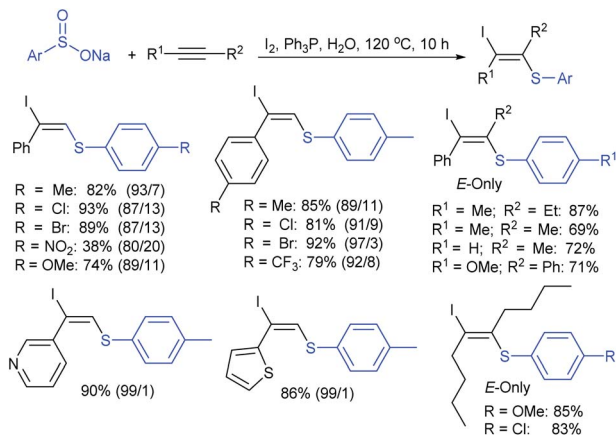
synthesis of a range of diaryl sulfides under acidic conditions (Scheme 46). The scope and generality of the reaction studied concerning sodium arylsulfinates with 2-naphthol derivatives. Various electron-rich arenes such as naphthalen-2-ol or 2-methoxynaphthalene, electron-donating aromatic amines, arenol (estrone) and heteroarenes also worked under similar conditions. Only a trace amount of disulfide from sodium *p*-toluenesulfinate was detected in the absence of HCl, suggesting that the acid plays a crucial role in the reduction process. The ionic liquid [Hmim]Br was reused and recycled ten times without any deviation in the outcome.

Lu, Yi and co-workers employed the regioselective sulfenylation of aromatic amines, arenols and ketones with sodium sulfinates under the influence of I₂ and PPh₃ in aqueous media (Scheme 47).¹⁰¹ A series of anilines and phenols underwent sulfenylation with various arenesulfinates to furnish the diaryl thioethers in moderate to good yields. Subsequently, the C–H bond sulfenylation of ketones and α,β -unsaturated ketones was also explored with sodium arylsulfinates to afford the desired products in good to high yields. The complex molecules like estrone and progesterone were also coupled; interestingly, the progesterone undergoes di-sulfenylation under identical conditions. The authors also designed and investigated the radical trapping experiments and studies of ¹H, ¹³C NMR and EPR, suggesting that the transformations might involve a radical process.

3.3.3. Sulfenylation of C–C multiple bonds. For the first time, the Deng group recognized the Fe-catalyzed vicinal sulfenylation and arylation of symmetrical internal alkynes with sodium arylsulfinates to produce functionalized tetrasubstituted alkenyl sulfides. Remarkably, arylsulfinates played the

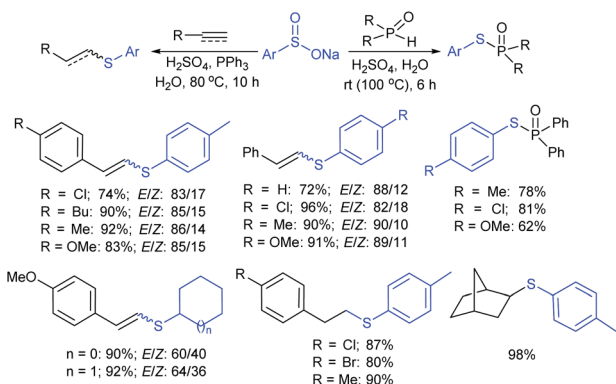
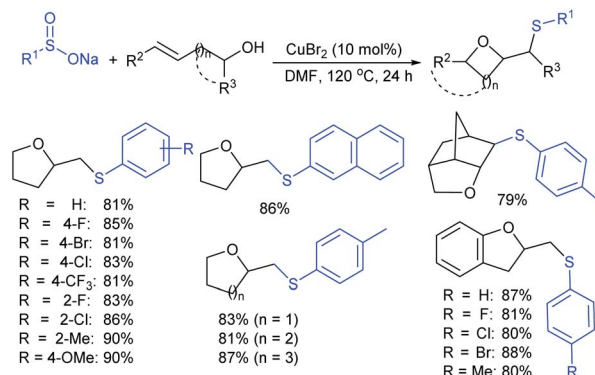


Scheme 48 Fe-catalyzed sulfenylation and arylation of alkynes with sodium arylsulfinates.

Scheme 49 I₂-induced synthesis of β-iodoalkenyl sulfides.

dual roles of reductive sulfenylation and desulfinate arylation of alkynes in a one-pot operation (Scheme 48).¹⁰² A series of triarylvinyll sulfides was obtained in 48–78% yields using various aryl and heteroaryl internal alkynes with different *para*-substituted aromatic sulfonates. An inseparable mixture of two isomers (nearly 1 : 1 ratio) was observed in most of the cases. The reaction with an aliphatic alkyne, oct-4-yne, afforded the desired product in 20% yield with 1 : 1 regioisomers. The authors insisted that the exact reaction mechanism is not precise for the reaction process.

Yi and co-workers¹⁰³ developed a simple method for β-iodoalkenyl sulfides *via* the vicinal functionalization of alkynes with sodium arenesulfonates. Iodine-induced the regio- and stereoselective construction of C–S bonds in a one-pot operation with high functional group compatibility. A series of terminal alkynes and different kinds of sodium arenesulfonates were explored in the sulfenylation to afford numerous β-iodoalkenyl sulfides in good to high yields (Scheme 49). Disappointingly, the sodium alkylsulfonates were ineffective for this transformation. The protocol was also extended to internal alkynes to form the (*E*)-β-iodoalkenyl sulfides in satisfactory yields. The iodoalkenyl sulfides readily reacted with PhB(OH)₂ and phenylacetylene *via* the Suzuki and Sonogashira coupling

Scheme 50 H₂SO₄-Ph₃P-induced thiolation of alkynes, alkenes and *H*-phosphine oxides with sodium arylsulfonates.

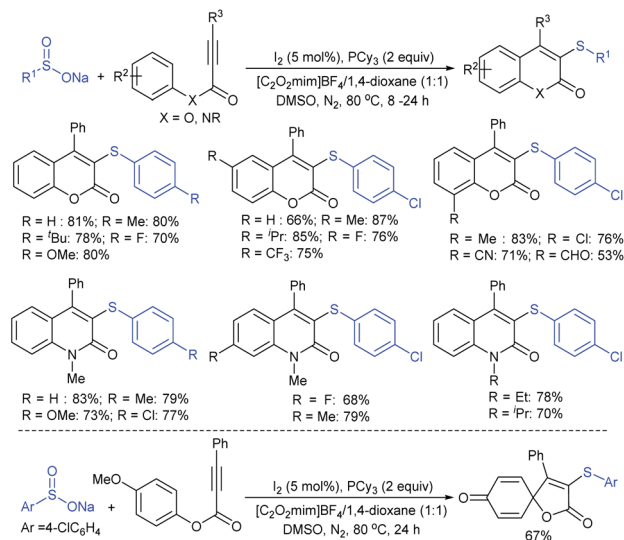
Scheme 51 Cu-catalyzed oxysulfenylation of enols with sodium sulfonates.

reactions, respectively. The reaction was completely inhibited under the influence of TEMPO, indicating that the reactions proceeded through a radical pathway. The reduction of ArSO₂Na using I₂-Ph₃P leads to the arenesulfenyl iodide, and subsequent homolytic cleavage yields a sulfenyl radical, which is a crucial precursor for the mechanistic aspects.

The Lu and Yi group demonstrated the H₂SO₄-Ph₃P-promoted hydrothiolation of alkynes, alkenes, and *H*-phosphine oxides with sodium arylsulfonates. A range of terminal aryl/alkyl-ethynes and -alkenes participated in hydrothiolation with various sodium arylsulfonates and gave the corresponding thioethers in moderate to excellent yields (Scheme 50).¹⁰⁴ However, most electron-deficient alkenes were unsuccessful in the standard reaction conditions. Interestingly, the phosphinothioates were also easily generated in acceptable yields in the reaction between *H*-phosphine oxides and sodium aryl/alkylsulfonates. The authors performed radical-trap control experiments, and EPR results confirmed the *in situ* generated arylsulfenyl radical for the mechanistic pathway.

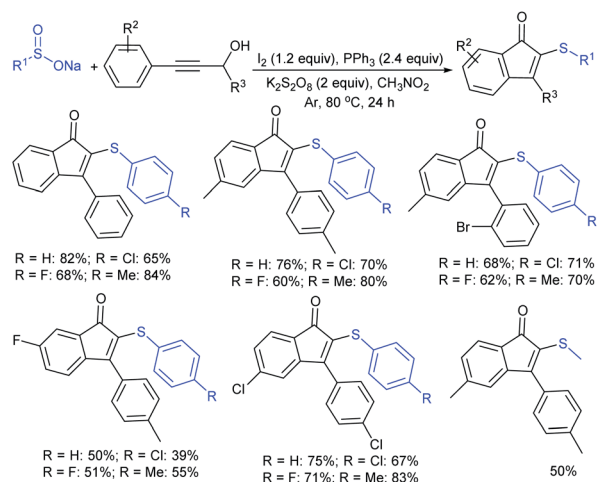
Wu and co-workers established a new and efficient copper-catalyzed ring-closing-oxysulfenylation of enolates with sodium sulfonates to synthesize sulfenylated cyclic ethers (Scheme 51).¹⁰⁵ Various aromatic and aliphatic sodium sulfinate substrates were reacted with pent-4-en-1-ol to afford a broad range of arylsulfenylated tetrahydrofurans in good to high yields. Furthermore, this transformation extended to various enol/enolates for the construction of successive C–O and C–S bonds to provide four to seven-membered cyclic thioethers in good to high yields. Moreover, the oxysulfenylation of 2-allylphenol with different sodium sulfonates gives the corresponding 2,3-dihydrobenzofuran thioether products in 80–88% yields. The control experiments were performed using TEMPO radical scavenger and the reaction was fully inhibited. As a result, the reaction mechanism likely proceeded as a radical pathway for this oxysulfenylation protocol.

Jiang and co-workers¹⁰⁶ successfully recognized the iodine-catalyzed cascade cyclization/sulfenylation of alkynoates and alkynamides with sodium arylsulfonates for the assembly of 3-sulfenylcoumarin and 3-sulfenylquinolinone derivatives (Scheme 52). Various sodium arylsulfonates bearing electron-donating groups, as compared with weak electron-

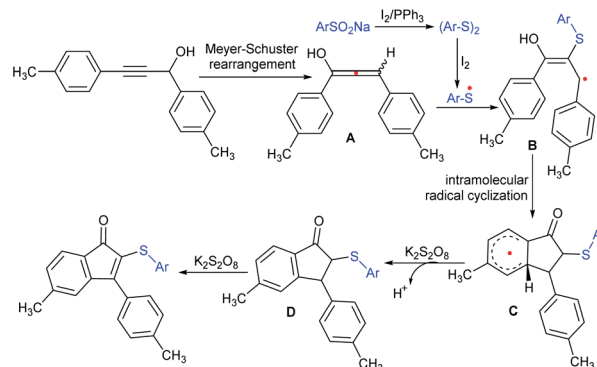


Scheme 52 The I_2 -catalyzed cascade cyclization/sulfenylation of alkynoates and alkynamides with sodium arylsulfonates.

withdrawing groups, reacted with phenyl 3-phenylpropiolate to give the corresponding 3-sulfenylated coumarin derivatives in moderate to good yields. The strong electron-withdrawing substituted benzene-sulfonates, pyridine-4-sulfonate, and ethanesulfonate, were challenging substrates for this transformation. On the other hand, representative classes of alkynoate derivatives were explored, and various substituents on the phenyl ring of alkynoates as well as multi-substituted aryl and alkyl alkynoates were compatible, thus giving the expected products in variable yields. In contrast, the 4-methoxyphenyl-3-phenylpropiolate undergoes a distinctive dearomatization-sulfenylation under the same conditions, providing the spiro-compound in reasonable yield. Various *N*-alkyl arylpropionamides were further utilized for cascade cyclization/sulfenylation using arylsulfonates to furnish 3-sulfenylquinolinone derivatives in 66–83% yields. The free *N*-H arylpropionamide was also



Scheme 53 I_2 -catalyzed cascade cyclization/sulfenylation of propargyl alcohols with sodium sulfonates.



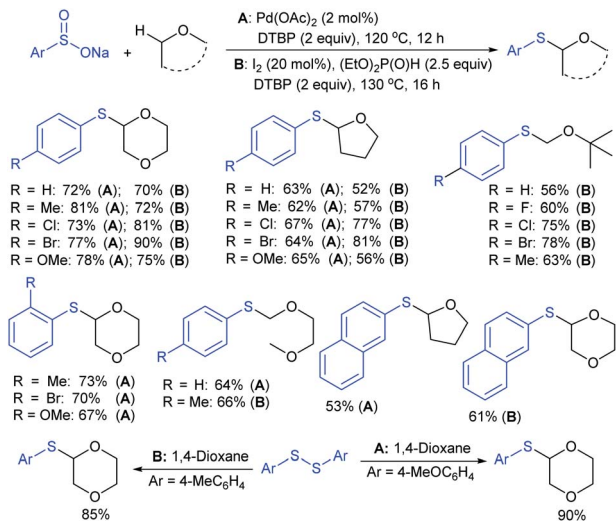
Scheme 54 Mechanism for the formation of 2-sulfenylindenone derivatives.

suitable, albeit the cyclization product was obtained in low yield. The control experiments revealed three key factors: (a) the desired product was detected only in trace amounts in the absence of DMSO, which acted as the oxidant; (b) the disulfide could be a possible intermediate; (c) there was no effect with the use of the radical scavenger TEMPO. From this observation, the protocol should not be a radical pathway.

Very recently, Xie and co-workers conveniently constructed 2-sulfenyl-indenones using the iodine- Ph_3P -mediated one-pot cascade reaction of propargyl alcohols and sodium sulfonates (Scheme 53).¹⁰⁷ The protocol proceeded through a metal-free cascade Meyer–Schuster rearrangement/radical addition/oxidative C–H cyclization reaction. The reaction scope is reasonably general, involving a wide range of propargyl alcohols that reacted smoothly with different sodium sulfonates and obtained a series of 2-sulfenylindenones in moderate to good yields. Moreover, sodium methanesulfonate also underwent this reaction to give the corresponding thioether in 50% yield.

A plausible mechanism was proposed for this new transformation, as shown in Scheme 54. Initially, the sodium sulfonate was reduced using I_2/PPH_3 to form the corresponding aryl disulfides, followed by homolytic cleavage to generate the ArS^\bullet free radical. The propargyl alcohol is expected to undergo the Meyer–Schuster rearrangement to generate the allenol-type intermediate **A**, and the subsequent selective attack of ArS^\bullet to afford the allylic radical intermediate **B**. The intramolecular radical cyclization followed by keto–enol tautomerism led to the formation of **C**, then the single electron transfer under the influence of $K_2S_2O_8$. Finally, the deprotonation of **C** delivered the dihydroindenone **D** and the oxidation of **D** produced the corresponding 2-sulfenylindenone derivatives.

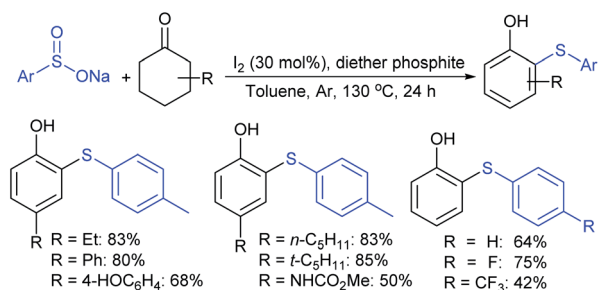
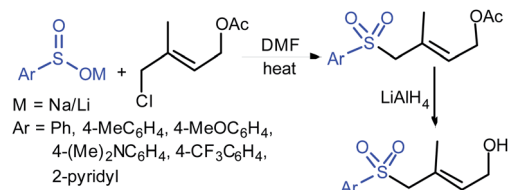
3.3.4. Oxidative sulfenylation. Xiang and co-workers¹⁰⁸ developed an efficient palladium-catalyzed arylthiolation of ethers with sodium sulfonates through the formation of a C–S bond adjacent to the oxygen-heteroatom. For the direct C–H functionalization of $C(sp^3)$ –H bonds in the presence of 2 mol% $Pd(OAc)_2$ and DTBP as an oxidant, a broad range of sodium arenesulfonates smoothly reacted with a variety of acyclic and cyclic ethers to provide the desired arylthiol ethers in moderate to high yields (Scheme 55A). A series of experiments were carried out to elucidate the possible mechanistic pathway. The



Scheme 55 Oxidative arythiolation of ethers with sodium sulfonates.

treatment of sodium 4-methoxy-benzenesulfinate with 10 mol% Pd(OAc)₂ in the absence of DTBP provided the corresponding disulfide as a significant product. Subsequently, the disulfide reacted with 1,4-dioxane under the same conditions to afford the desired thiolated product in 90% yield. Similarly, the Deng group reported the metal-free direct C–S bond construction of C(sp³)–H bonds adjacent to heteroatoms with sodium arene-sulfonates (Scheme 55B).¹⁰⁹ A range of cyclic and acyclic ethers as well as a variety of sodium arylsulfonates have effectively participated under the catalytic influence of I₂ (20 mol%) and DTBP as an oxidant along with (EtO)₂P(O)H to provide aryl thioethers in moderate to high yields. Although tetrahydrothiophene or *N,N*-dimethylformamide (DMF) afforded low yields, several heteroatom *N*-containing substrates and alkyl and heteroaryl sulfonates were ineffective for this protocol. The disulfide also favorably coupled with 1,4-dioxane to form the expected thioether in 85% yield. The mechanistic investigations showed that a radical pathway is possibly involved.

Deng and co-workers reported the I₂-catalyzed sulfenylation-dehydrogenation of cyclohexanones (as a reliable phenol source) with sodium sulfonates in the presence of diethyl phosphite (Scheme 56).¹¹⁰ A series of 2-sulfonylphenols were obtained in good to high yields using different classes of

Scheme 56 I₂-catalyzed sulfenylation-dehydrogenation of cyclohexanones with sodium sulfonates.Scheme 57 Synthesis of *trans*-acetoxy sulfones.

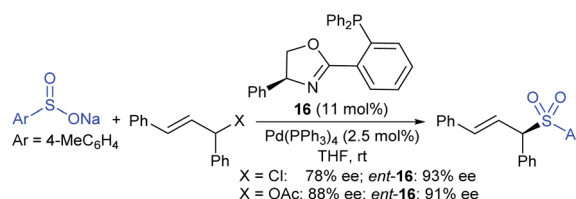
cyclohexanones bearing 4-alkyl or aryl substituents smoothly coupled with sodium *p*-toluenesulfinate. Moreover, various substituted arylsulfonates reacted with cyclohexanone to afford the corresponding 2-arylsulfonylphenols in satisfactory yields. Disappointingly, aliphatic sulfonates, for instance, methanesulfinate and ethanesulfinate were not suitable for this transformation. The roles of diethyl phosphite and I₂ were explained under mechanistic investigation, which generated an electrophilic species R-SI from the corresponding sodium sulfonates.

3.4. Synthesis of sulfones (R–SO₂–R')

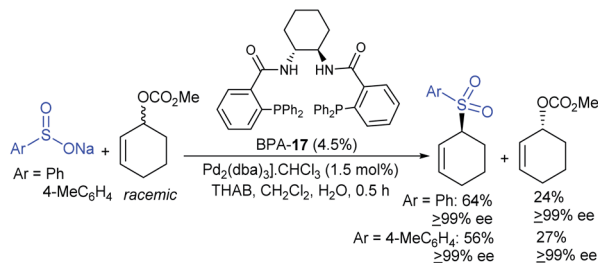
3.4.1. Allylic sulfones. In 1976, Olson and co-workers¹¹¹ treated the isoprene hypochlorination product with sodium or lithium sulfinic acid salts in warm dimethylformamide to afford *trans*-acetoxy sulfones in good to high yields (Scheme 57). The subsequent reduction of acetoxy sulfones with LiAlH₄ or base hydrolysis afforded the hydroxy sulfones (1-arylsulfonyl-2-methyl-4-hydroxy-2-butenes), which are useful precursors in the synthesis of all-*trans* vitamin-A.

In 1986, Hiroi and Makino¹¹² reported the Pd-catalyzed asymmetric allylic sulfonylation of allylic acetate with sodium *p*-toluenesulfinate using the chiral bisphosphine ligand to form the corresponding allylic sulfone in 73% yield and 88% ee. Later, in 1995, Gais and co-workers¹¹³ also similarly reported that the palladium-catalyzed asymmetric sulfonylation of allylic acetate or allyl chloride in the chiral phosphino-oxazoline ligand (**16**) gave the allylic sulfones. The highly regioselective sulfonylation of racemic diphenyl-substituted allylic substrates under the catalytic influence of the oxazoline-based ligand (**16**) and *ent*-**16**, gave enantiomerically pure allylic sulfones, as shown by representative examples in Scheme 58.

Later, Gais and co-workers investigated the palladium-catalyzed kinetic resolution of racemic cyclic and allylic carbonates with sulfinate salts in the presence of *N,N*-(1*R*,2*R*)-1,2-cyclohexanediy-bis[2-(diphenylphosphino)benzamide] (BPA-17) as a chiral ligand (Scheme 59).¹¹⁴ For instance, the



Scheme 58 Pd-catalyzed asymmetric sulfonylation of allylic substrates.

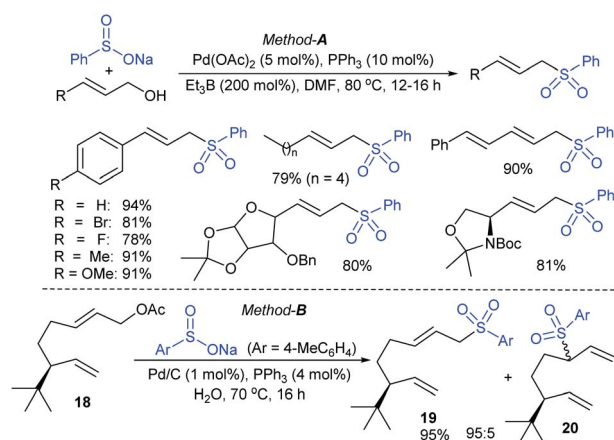


Scheme 59 Pd-catalyzed kinetic resolution of cyclohexenyl carbonates with aromatic sulfonates.

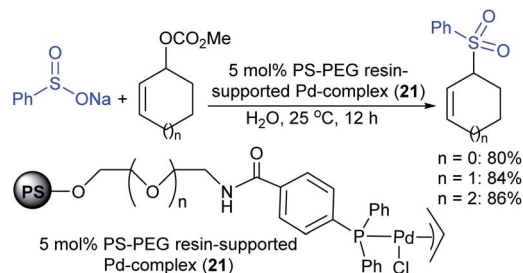
racemic cyclohexenyl carbonate was resolved with sodium phenylsulfinate and sodium *p*-tolylsulfinate as nucleophiles in Hex₄NBr (THAB). Interestingly, the corresponding allyl sulfones and unreacted carbonates were obtained in excellent enantioselectivities with moderate to good yields.

Chandrasekar *et al.* described the synthesis of allyl phenyl sulfones from the Pd(OAc)₂/Ph₃P-catalyzed sulfenylation of allylic alcohols with sodium benzenesulfinate in the presence of Et₃B. Varied allylic alcohols, including aryl, alkyl and conjugated dienols are equally useful in this transformation to obtain the desired sulfones with good to high yields (Scheme 60A).¹¹⁵ At the same time, Felpin and Landais reported using inexpensive Pd/C-catalyst for the sulfenylation of allylic acetates with sodium *p*-toluenesulfinate in water (Scheme 60B).¹¹⁶ The linear allylic acetate reacted smoothly with only 1 mol% of Pd/C; however, the branched allylic acetates required 5 mol% of Pd/C in the presence of Ph₃P. More interestingly, the chiral allylic acetate (**18**) was successfully sulfonated with sodium *p*-toluenesulfinate and provided the desired linear allyl sulfone (**19**) along with branched sulfone (**20**) as shown in Scheme 60.

An amphiphilic polystyrene-poly(ethyleneglycol) (PS-PEG) resin-supported phosphine-palladium complex (**21**)-catalyst served efficiently for the π -allylic substitution of allyl carbonates with sodium sulfonates in water (Scheme 61).¹¹⁷ A range of primary, secondary, and tertiary acyclic allylic carbonates and cyclic allylic carbonates were smoothly sulfonated with



Scheme 60 Synthesis of allyl phenyl sulfones from the allylic alcohols.

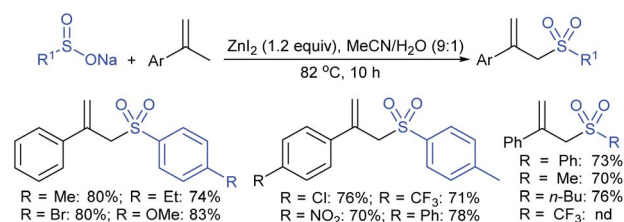


Scheme 61 The PS-PEG resin-supported Pd-catalyzed π -allylic sulfenylation of allyl carbonates with sodium benzenesulfinate.

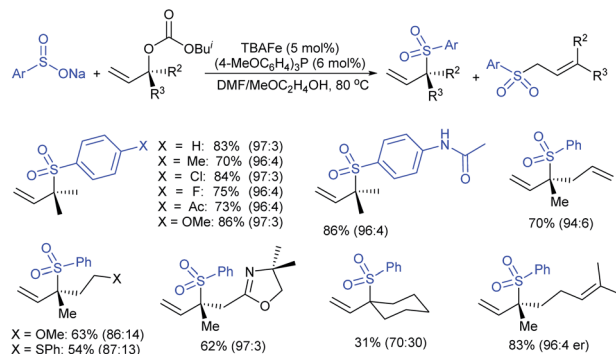
sodium benzenesulfinate under the catalytic influence of Pd-PS-PEG resin in a heterogeneous reaction medium to obtain the desired allyl sulfones in good to high yields.

Chang *et al.* presented the ZnI₂-promoted allylic sulfenylation of α -methylstyrenes with sodium sulfonates in MeCN to form α -sulfonylmethylstyrenes (Scheme 62).¹¹⁸ A range of substituted α -methylstyrenes, including the electron-donating/neutral/withdrawing groups on benzene, did not affect the distributed yields. Further, the α -sulfenylation of methylstyrene using various aryl and alkyl sulfonates readily produced various α -sulfonyl methylstyrenes in good to high yields. Although there was no apparent electronic effect using varied sulfonates, Langlois' reagent (CF₃SO₂Na) was not compatible with this transformation. The oxygenated aryl α -methylstyrenes undergo the self-dimerization rather than sulfenylation route due to a strong electron-rich group that readily stabilizes the intermediate with the tertiary carbocation under the influence of ZnI₂ reaction conditions.

Jegelka and Plietker have described the iron-catalyzed highly regioselective allylic sulfonation of allylic carbonates under the influence of the phosphane ligand (Scheme 63).¹¹⁹ A range of arenesulfonates were successfully allylated to give the corresponding allylic sulfones in good to excellent yields with a high level of regioselectivities. The yields and regioselectivities were significantly dropped for the *ipso*-sulfenylation of 2-substituted arylsulfonates. The multi-functionalized allylic carbonates were also successfully transformed into their corresponding sulfones in good to excellent regioselectivities and isolated yields. More interestingly, the enantiomerically pure allylic carbonates, for example (*R*)-linalool-derived carbonate (97 : 3 er), were also examined under the same sulfenylation conditions and yielded the desired sulfone with 96 : 4 enantiomeric ratio, retaining the same configuration. The tertiary carbonates are prominently limited in this protocol.

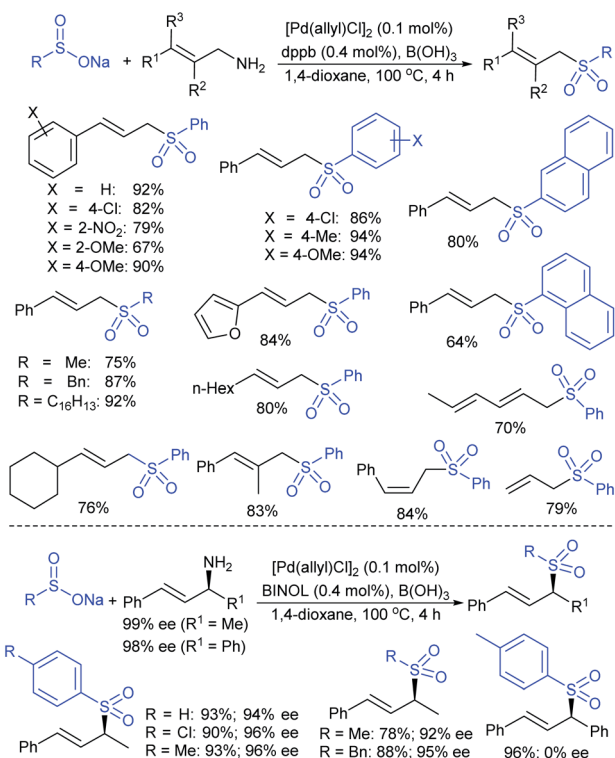


Scheme 62 ZnI₂-mediated allylic sulfenylation of α -methyl styrenes with sodium sulfonates.

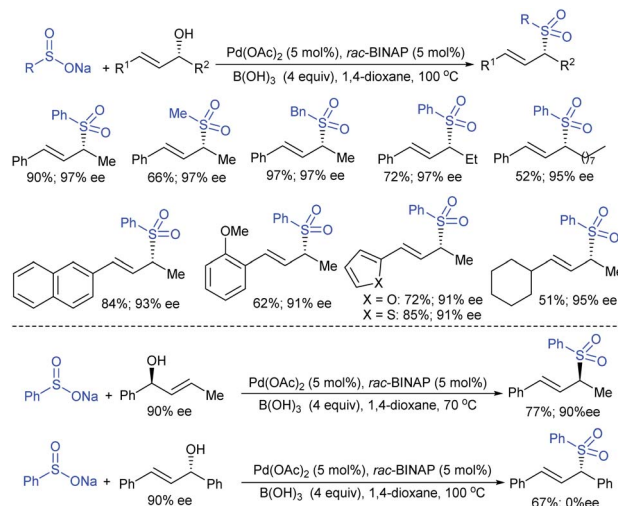


Scheme 63 Iron-catalyzed ipso-sulfonation of allyl carbonates with aromatic sulfonates.

Tian and co-workers¹²⁰ elegantly employed for the first time an efficient direct α -selective substitution of primary allylic amines with sodium sulfinate salts with excellent regio- and stereoselectivities. Here, 0.1 mol% $[\text{Pd}(\text{allyl})\text{Cl}]_2$, 0.4 mol% dppb (1,4-bis(diphenyl-phosphino)butane) and excess boric acid were used for the deamino-sulfonylation of various α -unbranched primary allylic amines (substituents aryl, heteroaryl, alkenyl, or alkyl groups at β - and γ -positions) with diverse sodium sulfonates to provide structurally varied allylic sulfones in good to excellent yields with exclusive *E*-selectivity (Scheme 64). Subsequently, the unsymmetric α -chiral primary allylic amines were successfully transformed into the corresponding allylic sulfones, in good to excellent yields with high level of



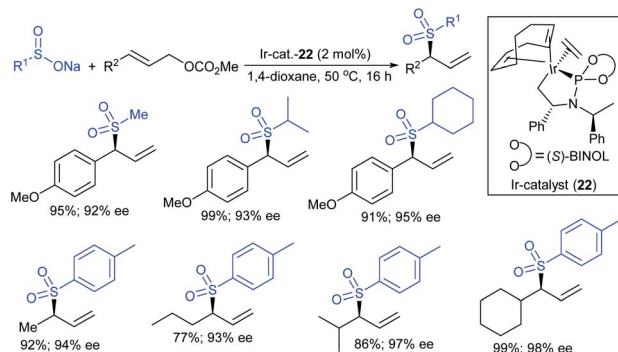
Scheme 64 Direct substitution of α -unbranched primary allylic amines with sodium sulfonates.



Scheme 65 Stereospecific substitution of enantioenriched allylic alcohols with sodium sulfonates.

configuration retention, by replacing dppb with chiral BINOL. In particular, varied unsymmetric α -chiral primary allylic amines were used to provide α -chiral allylic sulfones with high optical purity. In contrast, symmetric α -chiral primary allylic amines resulted in the product as a racemic mixture with high yield. The observed racemic mixture was explained through the putative π -allylpalladium intermediate for symmetrical substrates.

Gu, Tian and co-workers¹²¹ devised the direct stereospecific substitution reaction of enantioenriched allylic alcohols with sodium sulfonates in palladium diacetate/racemic 2,2'-BINAP (5 mol%; 1 : 1) as a catalytic system (Scheme 65). A series of aryl/heteroaryl/alkyl sulfonates were reacted with unsymmetrical enantioenriched allylic alcohol to provide the corresponding α -chiral allylic sulfones in moderate to excellent yields. Interestingly, these sulfone products were obtained with the same level of retention of configuration and alkene geometry. A variety of substitutions at the α - and γ -positions of enantioenriched allylic alcohols bearing aryl-, heteroaryl-, and alkyl smoothly underwent a selective reaction with sodium benzenesulfinate to give structurally diverse α -chiral allylic sulfones in satisfactory yields. Typically, this was an allylic substitution reaction and the

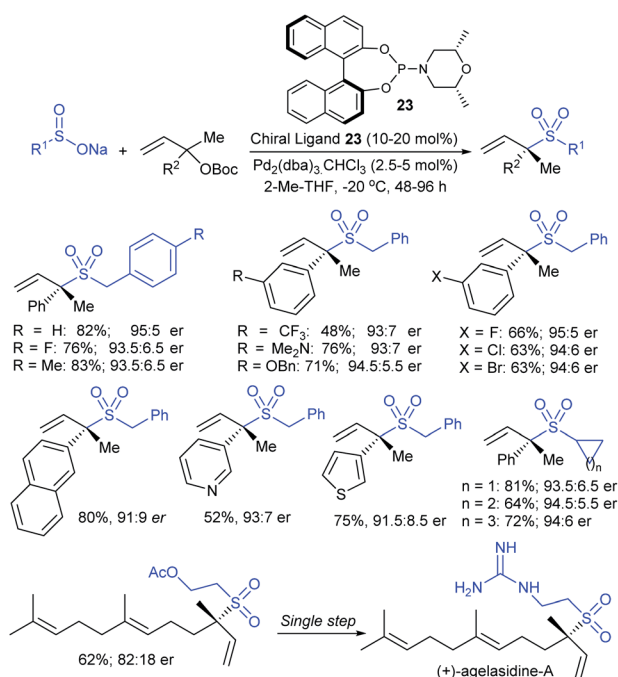


Scheme 66 Ir-catalyzed enantioselective sulfonation of allyl carbonates with sulfonates.

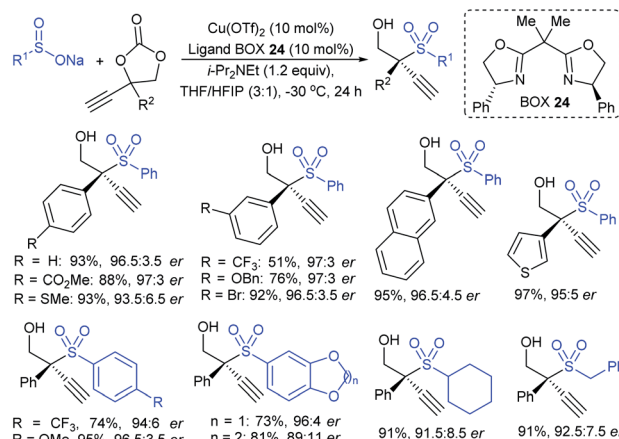
regioselectivity was determined by the steric and electronic properties of the α - and γ -substituents in the allylic alcohols. Based on the control experiments, the stereospecific substitution of a regioisomer of allylic alcohol (90% ee) with sodium benzenesulfinate proceeded in a γ -selective fashion to afford the corresponding allyl sulfone with identical retention of configuration and exclusive *E*-selectivity. Moreover, the symmetrical enantioenriched allylic alcohol employed under the standard reaction conditions led to a racemic allylic sulfone. Of note, the chirality transfer was not valid due to the symmetry of the resulting π -allylpalladium intermediate.

Ueda and Hartwig described the highly regio- and enantioselective iridium-complex (**22**)-catalyzed allylation of allyl carbonates with sodium sulfonates to obtain branched sulfonylated products in high yields (Scheme 66).¹²² Various aromatic and aliphatic allylic carbonates were successfully explored to afford allyl sulfones in nearly complete regioselectivities and high enantioselectivities. Besides, the allyl sulfonylation using aromatic sulfonates having more electron-rich groups occurred in higher yield than those of the electron-neutral/poor arylsulfonates with somewhat lower regio- and enantioselectivity. Additionally, less nucleophilic aliphatic sulfonates were required in excess amounts and were compatible with *p*-methoxy-substituted cinnamyl carbonate to furnish the desired allyl sulfones with exceptionally high regioselectivity, high yield, and high enantioselectivity.

Recently, Cai and Kleij elegantly revealed a general palladium-catalyzed regio- and enantioselective allylic substitution of racemic tertiary allylic carbonates with sodium sulfonates under phosphoramidite ligand (**23**) providing chiral α,α -allylic-disubstituted allylic sulfones (Scheme 67).¹²³ Various



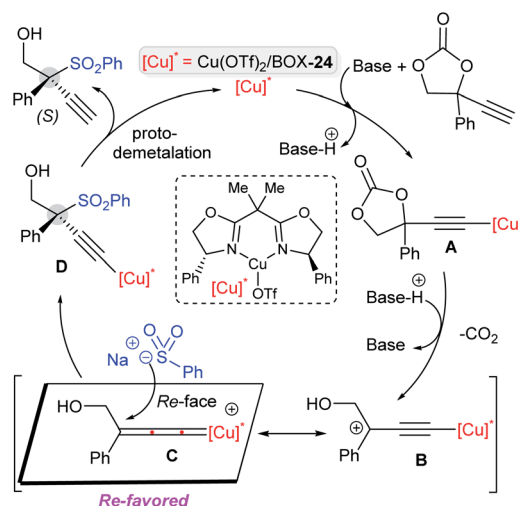
Scheme 67 Pd-catalyzed regio- and enantioselective allylic substitution of racemic tertiary allylic carbonates with sodium sulfonates.



Scheme 68 The Cu-catalyzed asymmetric sulfonylation of propargylic cyclic carbonates with sodium sulfonates.

ortho-, *meta*-, and *para*-substituted benzenesulfonates and other functionalized alkylsulfonates showed significant reactivity in the allylic sulfonylation and provided branched allylic sulfone products in good to high yields with high er values. Next, a series of aryl and heteroaryl sulfonates were successfully employed in the slightly modified conditions providing the desired chiral sulfone scaffolds in good yields and considerable regio- and *enantio*-selectivities. A wide range of allylic carbonates were treated with sodium benzenesulfinate to access α,α -disubstituted allylic sulfones in moderate to good yields with high levels of regio- and enantioselectivities. The asymmetric allylic sulfonylation successfully extended to the synthesis of the valuable acetoxy allylic sulfone precursor in 62% yield (82 : 12 er), which was transformed into antifungal and antimicrobial active (+)-agelasidine A in a single operation.

The Kleij group further elaborated on the $\text{Cu}(\text{OTf})_2$ /chiral bisoxazolines (**BOX-24**)-catalyzed asymmetric propargylic sulfonylation of propargylic cyclic carbonates with sodium

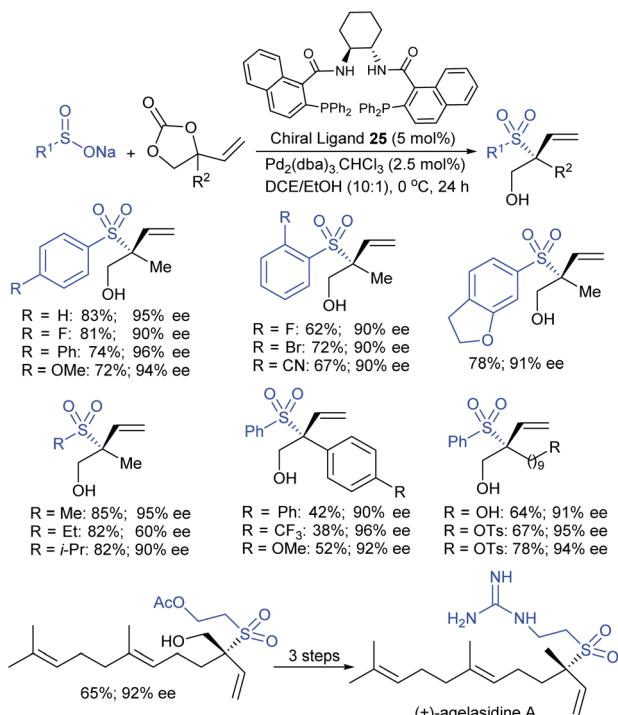


Scheme 69 Mechanism for the Cu-catalyzed asymmetric sulfonylation of propargylic cyclic carbonates with sodium sulfonates.

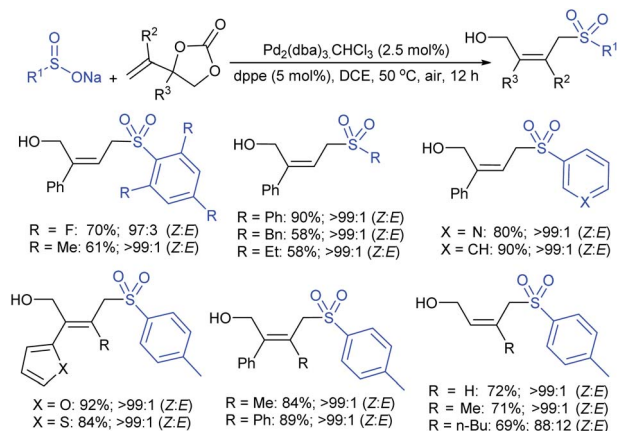
sulfonates to generate propargylic sulfones containing elusive quaternary stereocenters (Scheme 68).¹²⁴ A wide range of propargylic cyclic carbonates with different steric and electronic effects on the aryl substituent were used and they afforded the desired propargylic sulfones with good to high yields and excellent enantiomeric purities. Bulky 2-naphthyl and heteroaryl-derived substrates also readily participated; however, aliphatic cyclic carbonates were unsuccessful even at higher temperatures and/or catalyst loadings. A variety of *ortho*-, *meta*-, and *para*-substitutions-derived arylsulfonates, including heteroaryl and alkyl sulfonates, are also suitable coupling partners with propargylic cyclic carbonates to give high levels of asymmetric induction in the corresponding sulfones.

The mechanism is depicted in Scheme 69. The *in situ* formation of the chiral-[Cu] complex and base-mediated deprotonation would form a copper-acetylide species **A**. Subsequently, decarboxylation furnished a copper-acetylide intermediate **B**, which is in resonance with the copper-allenylidene intermediate **C**. The nucleophilic sulfinate attack occurred on Cu(allenylidene) preferentially at the *Re*-face of the copper-acetylide species **C**. Finally, protodemetalation allowed the formation of the desired propargylic sulfones in the presence of HFIP, whereas the active copper catalyst was regenerated for further catalytic cycle processes.

Very recently, the Khan group established another efficient palladium-catalyzed asymmetric allylic substitution (AAS) of vinyl cyclic carbonates with sodium sulfonates (Scheme 70).¹²⁵ Both Pd₂(dba)₃·CHCl₃ and a chiral diphosphine DACH-naphthyl ligand (**25**) were essential for promoting sulfone-bearing quaternary carbon stereocenters in high yield,



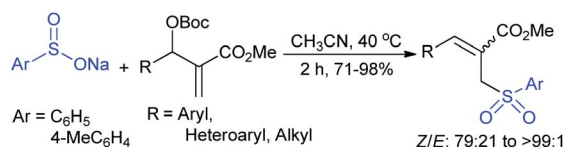
Scheme 70 Pd-catalyzed regio- and enantioselective allylic substitution of vinyl cyclic carbonates with sodium sulfonates.



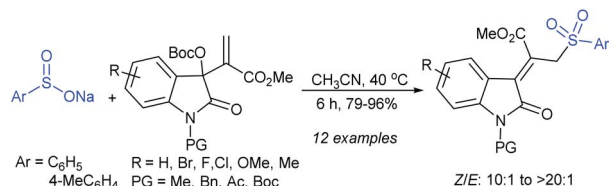
Scheme 71 The Pd-catalyzed stereoselective sulfonylation of vinyl-ethylene carbonates with sodium sulfonates.

excellent enantiomeric excess, and branch selectivity. A wide array of aryl and heteroaryl sulfinate salts were effectively employed with vinyl cyclic carbonate to provide the desired branched allylic sulfones in high yields with excellent enantioselectivities. Further extended primary and secondary alkyl sulfinate salts were also readily converted into tertiary allylic sulfones in good to high yields with excellent regio- and enantioselectivities. Next, a variety of vinyl cyclic carbonates bearing diverse substitution patterns, particularly functionalized longer alkyl chains were tolerated and afforded the desired sulfones in moderate to good yields with high regio- and enantioselectivities. The aromatic-substituted allylcarbonate substrates were also suitable coupling partners in allylic sulfonylation to provide their corresponding products in moderate yields and excellent enantioselectivities. Of particular note, asymmetric allylic substitution (AAS) was also well demonstrated for the synthesis of (+)-agelasidine-A from the corresponding allylic sulfones, which involved in three simple steps.

Very recently, the Chen group achieved a palladium-catalyzed stereoselective sulfonylation of vinyl-ethylene carbonates with sodium sulfonates for the synthesis of (*Z*)-allylic sulfones (Scheme 71).¹²⁶ Sodium aromatic sulfonates bearing various *ortho*-, *meta*-, and *para*-substituted groups on the benzene ring were well tolerated and gave the corresponding allylic sulfones in good to high yields and excellent stereoselectivities. Also, heteroaromatic and aliphatic-derived sulfonates were compatible for this protocol and provided allylic alcohols in acceptable yields and stereoselectivities. The different aryl and heteroaryl-derived vinyl-ethylene carbonates were readily assembled with sodium *p*-toluenesulfonate, affording desired products with good yields and excellent *Z*-



Scheme 72 Allylic sulfonylation of Morita-Baylis-Hillman (MBH) carbonates.



Scheme 73 Sulfonylation of MBH carbonates of isatins with sodium sulfonates.

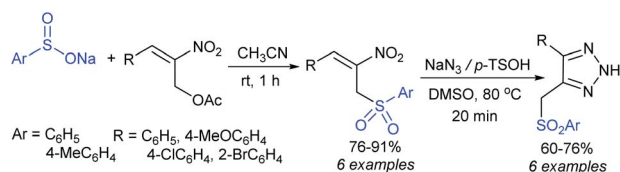
selectivity. Even sterically hindered vinyl-ethylene carbonates were also transformed into *Z*-tetrasubstituted allylic sulfones and other alkyl vinyl-ethylene carbonates gave the related products exclusively as *cis*-isomers in satisfactory yields.

Yuan and co-workers¹²⁷ generated a series of densely functionalized tri-substituted allylic sulfones in good to excellent yields (71–98%) with good to high selectivity (*Z/E* from 79 : 21 to >99 : 1). A range of methyl acrylate-derived Morita–Baylis–Hillman (MBH) carbonates smoothly reacted with sodium benzenesulfinate and sodium *p*-toluenesulfinate under catalyst-free reaction conditions (Scheme 72). One representative example, the acrylonitrile-derived MBH carbonate, was also successfully transformed into the corresponding allyl sulfone with excellent yield (99%) and selectivity (*E/Z*: >99 : 1).

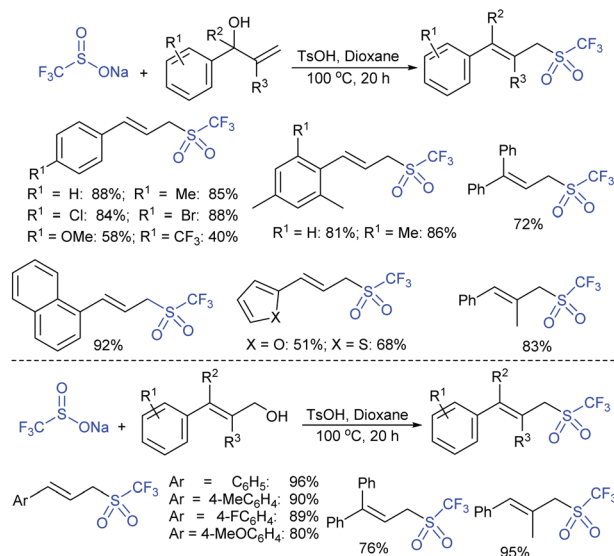
The Jiang group developed a catalyst-free γ -substitution reaction of the MBH carbonates of isatins with sodium sulfonates under mild reaction conditions (Scheme 73).¹²⁸ This protocol features easily accessible starting materials that are a variety of MBH carbonates of isatins and sodium arylsulfonates, which allowed the rapid synthesis of 3-alkenyloxindoles in high yields (up to 96%) and *Z/E*-selectivities (up to >20 : 1). Unfortunately, the MBH carbonates of isatins possessing a 5-nitro group or derived from acrylonitrile were unsuccessful because of unwanted side reactions that became dominant under the same reaction conditions.

Our research group successfully prepared various nitroallylic sulfones from the corresponding nitroallylic acetates with sodium benzenesulfinate and sodium *p*-toluenesulfinate in high yields with retained (*E*)-stereoselectivity (Scheme 74).¹²⁹ Subsequently, these newly prepared allyl sulfones were treated with sodium azide to form the anticipated triazolylsulfones in good to high yields.

Wu, Jiang and co-workers¹³⁰ described the trifluoromethane-sulfonylation (triflation) of allylic alcohols/cinnamyl type esters with F_3CSO_2Na under transition metal-free conditions (Scheme 75). Various primary, secondary, and tertiary allyl alcohols were successfully investigated. A range of functional groups, including



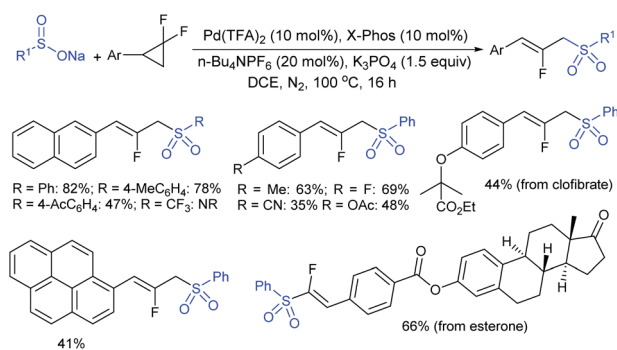
Scheme 74 Synthesis of nitroallylic sulfones with sodium sulfonates.



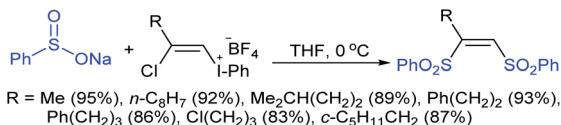
Scheme 75 Triflylation of primary and secondary allylic alcohols with $NaSO_2CF_3$.

electron-donating and electron-withdrawing groups on the benzene ring, were tolerated in this transformation. Additionally, the steric impact of substituents did not influence the reaction, and the corresponding allylic triflates were generated in good to excellent yields. A wide range of cinnamyl alkyl esters, cinnamyl-2-aminobenzoate, and cinnamyl cinnamate were converted into the desired allylic triflates in moderate to good yields.

Recently, the Pd-catalyzed ring-opening sulfonylation of *gem*-difluorocyclopropanes with sodium arylsulfonates was reported by Zhang and co-workers.¹³¹ The reaction involved C–C bond cleavage, β -F elimination, and allylic sulfonylation to form the desired 2-fluoroallylic sulfones with *Z*-selectivity (Scheme 76). Several arylsulfonates bearing electron-donating or electron-withdrawing groups were found to be compatible and offered the corresponding 2-fluoroallylic sulfones in moderate to good yields. No desired product was obtained when CF_3SO_2Na was a coupling partner. Various substituted *gem*-difluorocyclopropanes with diverse electronic or steric substituents were examined and found to give the expected sulfones in



Scheme 76 Pd-catalyzed ring-opening sulfonylation of *gem*-difluorocyclopropanes with sodium arylsulfonates.



Scheme 77 Sulfonylation of (*Z*)-(β -haloalkenyl)iodonium salts with sodium benzenesulfinate.

acceptable yields. Further, the pharmaceutically important esters, clofibrate, fenofibrate, and diacetone-D-glucose-derived substrates were illustrated to provide 2-fluoroallylic sulfone scaffolds in satisfactory yields.

3.4.2. Vinyl sulfones

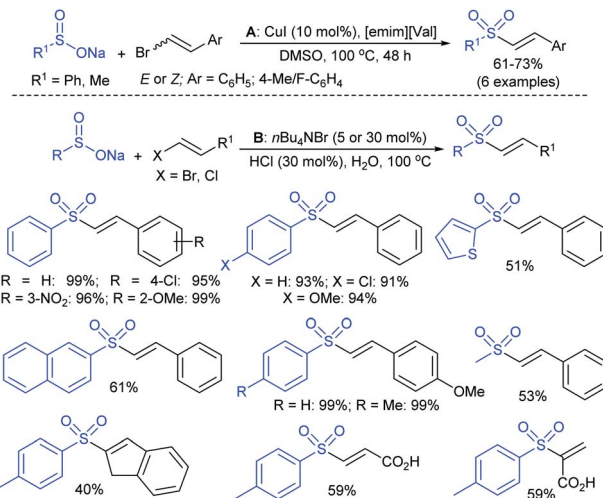
3.4.2.1. Nucleophilic sulfonylation. In 1997, Ochiai *et al.* demonstrated the double nucleophilic vinylic substitution of (*Z*)-(β -haloalkenyl)phenyliodonium tetrafluoroborates with sodium benzenesulfinate. The reaction involves Michael addition and the nucleophilic vinylic sulfonylation of (*Z*)-(β -chloro-1-alkenyl)iodonium tetrafluoroborate afforded (*Z*)-1,2-bis(benzenesulfonyl)alkenes in high yields with retention of the configuration (Scheme 77).¹³² The substitution of bromo and fluoro-derived iodonium salts, such as (*Z*)-(β -bromoalkenyl)iodonium tetrafluoroborates and (*Z*)-(β -fluoro-1-decenyl)phenyl-iodonium tetrafluoroborate with sodium benzenesulfinate afforded the (*Z*)- and (*E*)-isomers as the major product, respectively.

Yadav and co-workers¹³³ reported a LiBr-catalyzed regioselective synthesis of vinyl sulfones from terminal epoxides and sodium arenesulfonates using water as a reaction medium (Scheme 78). The generality of the protocol was demonstrated across a range of terminal epoxides bearing an electron-donating substituent, which afforded better yields of vinyl sulfones than that with an electron-withdrawing group. Additionally, the *p*-sodium toluenesulfinate gave slightly better results than the benzenesulfinate salt and reacted with 2-alkyl epoxides to produce internal (*E*)-vinyl sulfones with complete selectivity.

In 2007, an anion-functionalized ionic liquid, 1-ethyl-3-methylimidazolium-*S*-2-amino-3-methyl-butyric acid salt, [emim][Val] promoted the CuI-catalyzed coupling of either (*Z*)- or (*E*)- β -bromostyrenes with sodium sulfonates (Scheme 79A).¹³⁴ At 100 °C in DMSO, different (*E*)-vinyl sulfones were obtained in 61–73% yields using sodium benzenesulfinate and sodium methanesulfinate salts. The transition-metal-free procedure for the synthesis of (*E*)-vinyl sulfones *via* the reaction between vinyl halides and sodium sulfonates in water was reported by Yu and co-workers (Scheme 79B).¹³⁵ The sulfonylation was accelerated in the presence of *n*-Bu₄NBr and HCl. Various arylvinyl bromides bearing either an electron-donating or -withdrawing substituents on the



Scheme 78 Synthesis of vinyl sulfones *via* the opening of epoxides with sodium sulfonates.



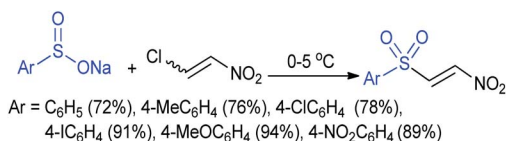
Scheme 79 Synthesis of vinyl sulfones from vinyl halides.

benzene ring afforded vinyl sulfones in good to high yields. As expected, the vinyl chlorides are less reactive than vinyl bromides; however, bromo- and chloro-acrylic acid also afforded the desired products in moderate yields.

Consequently, in 2016, a simple and metal-free nucleophilic substitution reaction between 1-chloro-2-nitroethene and sodium arylsulfonates was described by Stoeva and co-workers (Scheme 80).¹³⁶ Various *p*-substituted aromatic sulfonates bearing both electron-rich and electron-poor substituents were effectively explored in the vinylic sulfonylation to furnish a range of vinyl sulfones in 72–94% with only *E*-regioselectivity.

A mild, efficient and metal-free synthesis of vinyl sulfones was developed by Liang and coworkers using 1,2-dibromides with sodium sulfonates (Scheme 81).¹³⁷ At 80 °C in DMF, a wide variety of 1,2-dibromide derivatives were quickly coupled with sodium benzenesulfinate and sodium methanesulfinate without any catalyst to form phenyl and methyl (*E*)-vinyl sulfones in 65–88% yields.

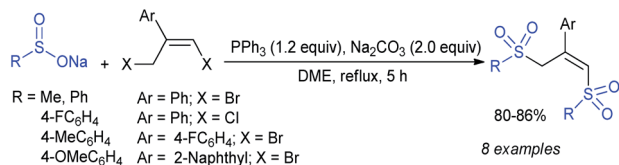
Chang and co-workers¹³⁸ briefly reported the Ph₃P-mediated disulfonylation of 1,3-dihalostyrenes with sodium sulfonates, as described in Scheme 82. Double nucleophilic substitution of 1,3-dihalostyrenes with different arene-sulfonates and



Scheme 80 Synthesis of vinyl sulfones from 1-chloro-2-nitroethene.



Scheme 81 Synthesis of vinyl sulfones *via* 1,2-dibromides with sodium sulfonates.



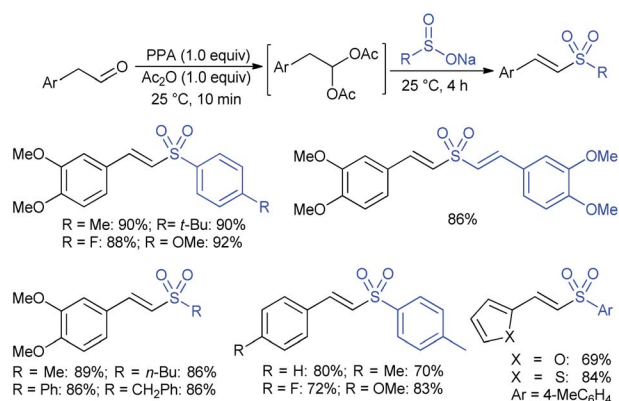
Scheme 82 Disulfonation of 1,3-dihalostyrenes with sodium sulfinates.

methanesulfonate provided various 1,3-disulfonylstyrene derivatives in 80–86% yields.

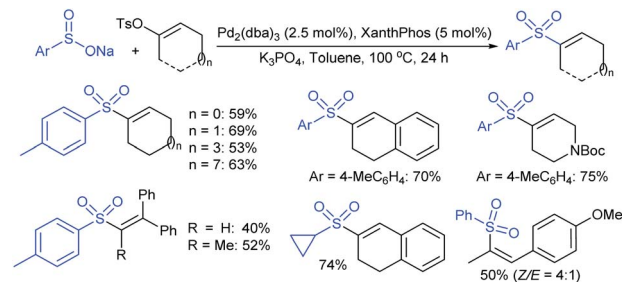
Later, the same group reported a solvent-free sequential one-pot for the synthesis of β -sulfonyl styrenes through a polyphosphoric acid (PPA)-catalyzed 1,1-diacetoxylation of arylacetaldehydes with Ac₂O, followed by deacetoxylation sulfonylation with sodium sulfinates under solvent-free conditions (Scheme 83).¹³⁹ A series of vinyl sulfones was obtained on the gram-scale (5 mmol), and the yields ranged from good to high using different arylacetaldehydes and several aryl and alkyl sulfinates. Aryl vinyl sulfones, benzyl vinyl sulfones, and divinyl sulfones were obtained in acceptable yields. The aliphatic crotonaldehyde is also a suitable substrate to give the desired vinyl sulfone in good yield.

Reeves *et al.* utilized vinyl tosylates for palladium-catalyzed cross-coupling with sulfinate salts to synthesize vinyl sulfones. Several cyclic and acyclic vinyl tosylates were smoothly coupled with sodium *p*-toluenesulfinate under the catalytic influence of 2.5 mol% Pd2(dba)₃ and 5.0 mol% XantPhos ligand and gave a range of desired alkenyl sulfones in moderate to good yields (Scheme 84).¹⁴⁰ Acyclic vinyl tosylates formed a mixture of *trans* and *cis* isomers of vinyl sulfones. Unfortunately, the sulfonylation of vinyl tosylate with sodium methanesulfonate was unsuccessful; however, cyclopropyl-sulfinates provided the desired vinyl sulfone in 74% yield.

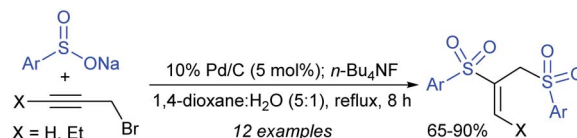
Chang *et al.*, reported the palladium-catalyzed bis-sulfonylation of propargylic bromides with sodium sulfinates in the presence of *n*-Bu₄NF under the refluxing aqueous 1,4-dioxane (Scheme 85).¹⁴¹ The inexpensive Pd/C-catalyst enabled the coupling of propargylic bromides with various arylsulfinates to produce the diverse 2,3-bis-sulfonylpropene derivatives in 65–90%



Scheme 83 Disulfonation of 1,3-dihalostyrenes with sodium sulfinates.



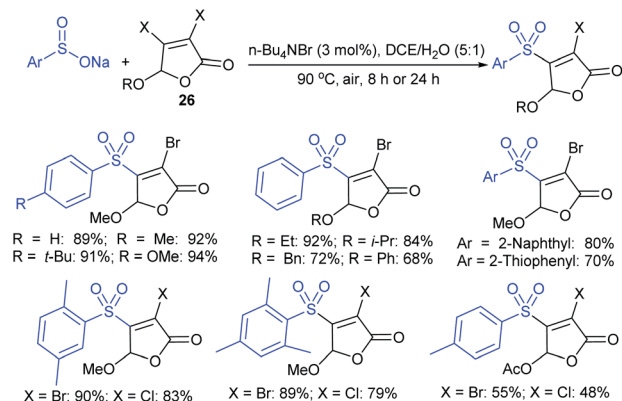
Scheme 84 Pd-catalyzed coupling of vinyl tosylates with sulfinate salts.



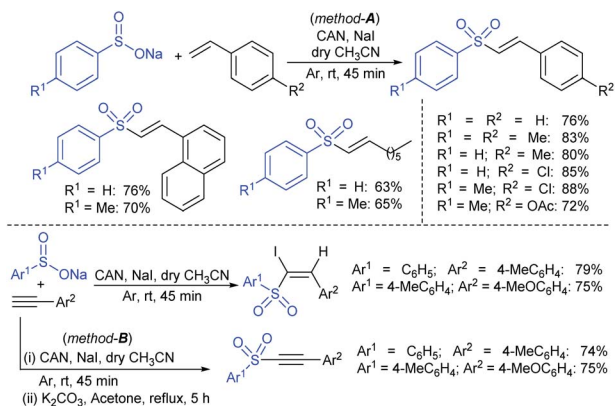
Scheme 85 Pd/C-catalyzed reaction of propargylic bromides with sodium arenesulfinates.

yields. Based on the outcomes, the electron-withdrawing substituents were slightly lower than the electron-donating groups on the benzene ring of arylsulfinates. Disappointingly, sodium methanesulfonate provided the similar bis-sulfone in traces.

An eco-friendly method was developed by Wang and co-workers¹⁴² for the synthesis of sulfonylated-2(5*H*)-furanone derivatives (26). The TBAB-catalyzed sulfonylation of C(sp²)-X of 3,4-dihalo-5-alkoxy-2(5*H*)-furanones with sodium sulfinates occurred *via* a radical sulfonylation. A range of sodium arylsulfinates bearing electron-donating or electron-withdrawing groups readily participated with 3,4-dibromo-5-methoxy-2(5*H*)-furanone to produce the corresponding vinyl sulfones in moderate to high yields (Scheme 86). Several 5-substituted 3,4-dibromo-2(5*H*)-furanones were also employed with sodium *p*-toluenesulfonate and provided the desired products in satisfactory yields. Similarly, a series of 5-substituted 3,4-dichloro-2(5*H*)-furanones were also compatible and reacted well with



Scheme 86 TBAB-catalyzed sulfonylation of 3,4-dihalo-5-alkoxy-2(5*H*)-furanones with sodium sulfinates.

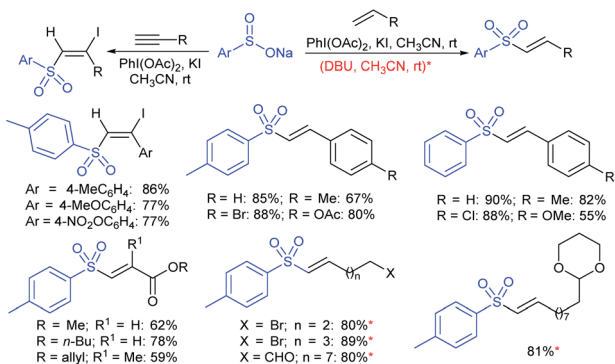


Scheme 87 CAN-mediated sulfonylation of alkenes and alkynes with sodium sulfinate salts.

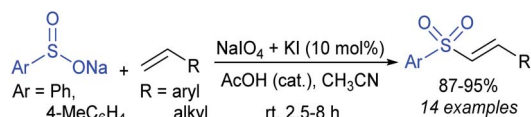
different arylsulfonates to give the corresponding sulfones with slightly diminished yields as compared with the dibromo substrates. The large-scale experiments were successfully accomplished to prepare sulfonylated 2(5*H*)-furanones with acceptable yields. Notably, the radical trapping experiments were performed by adding TEMPO or BHT into the standard conditions. As expected, product formation was inhibited, thus indicating that a free radical pathway was involved in this process.

3.4.2.2. Sulfonylation of alkenes and alkynes. In 2001, Nair *et al.*, firstly reported the cerium(IV) ammonium nitrate (CAN)-mediated sulfonylation of various styrenes and alkenes with sodium *p*-toluenesulfinate and benzenesulfinate in the presence of sodium iodide to afford a series of vinyl sulfones in high yields (Scheme 87A).¹⁴³ The oxidative addition of sulfinate and iodine to varied terminal alkynes led to the synthesis of β -iodovinyl sulfones in good to high yields. Subsequently, the authors treated the *in situ* generated β -iodovinyl sulfones with K_2CO_3 at reflux in the one-pot operation to synthesize acetylenic sulfones in good yields (Scheme 87B).¹⁴⁴ Cyclohexene and phenylcyclohexene showed different reactivities under the same reaction conditions.

In 2010, Kuhakarn and co-workers¹⁴⁵ demonstrated the $PhI(OAc)_2$ [(diacetoxyiodo)benzene, DIB]/KI-mediated sulfonylation of alkenes and alkynes with sodium arenesulfonates. Both



Scheme 88 $PhI(OAc)_2$ -mediated sulfonylation of alkenes and alkynes with sulfonates.



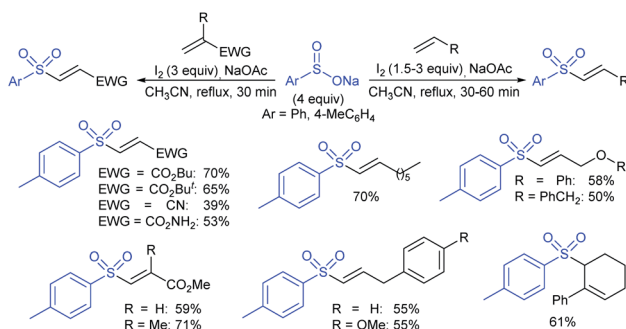
Scheme 89 $NaIO_4$ /KI-catalyzed oxidative sulfonylation of alkenes with sulfinate salts.

the sodium *p*-toluenesulfinate and sodium benzenesulfinate reacted smoothly with a variety of styrene derivatives and afforded the corresponding vinyl sulfones in moderate to high yields (Scheme 88). The DBU treatment is required for functionalized aliphatic alkenes and cyclic alkenes to yield the corresponding vinyl sulfones exclusively, instead of the formation of β -iodosulfones. A range of α,β -unsaturated carbonyl derivatives were also examined in the oxidative sulfonylation and provided the desired vinyl sulfones in good yields. This method worked well with substituted arylacetylenes and 1-octyne to afford β -iodovinyl sulfones in high yields with a single regioisomer.

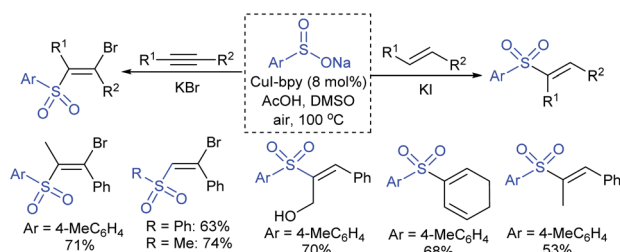
Following Nair's and Kuhakarn's work, in 2011, Das and co-workers¹⁴⁶ also synthesized a wide range of vinyl sulfones from the corresponding alkenes (Scheme 89). The combination of sodium periodate and potassium iodide catalyzed the oxidative sulfonylation of aromatic and aliphatic olefins, including sensitive functional groups ($-OH$, $NHCbz$, $-OPMB$, *etc.*)-derived alkenes, also smoothly coupled with sodium *p*-toluenesulfinate and sodium benzenesulfinate to produce the desired alkenyl sulfones in 87–95% yields.

The Kuhakarn group further reported an improved method for preparing vinyl sulfones from alkenes with sodium sulfonates under the influence of molecular iodine and sodium acetate (Scheme 90).¹⁴⁷ A wide variety of aromatic, aliphatic (acyclic and cyclic) alkenes as well as activated alkenes were successfully coupled with sodium benzene/*p*-toluenesulfonates under standard conditions to deliver various vinyl sulfones in moderate to high yields. The excess use of sulfinate salts and iodine would be a significant drawback for this protocol.

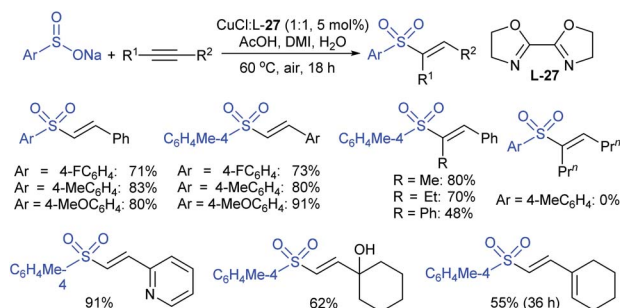
Taniguchi established a copper-catalyzed oxidative sulfonylation of terminal or internal alkenes or alkynes using sodium sulfonates in DMSO at 100 °C. A range of terminal alkenes and alkynes were successfully employed for the synthesis of



Scheme 90 I_2 -mediated sulfonylation of alkenes with sulfinate salts.



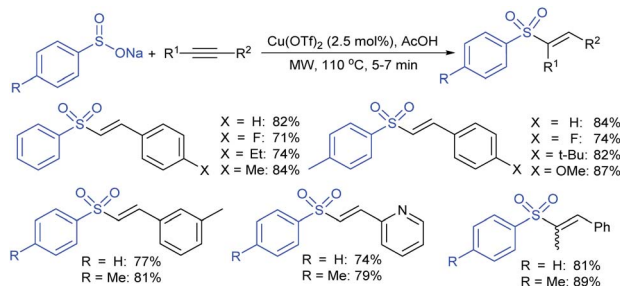
Scheme 91 Cu-catalyzed oxidative sulfonylation of alkenes or alkynes using sodium sulfonates.



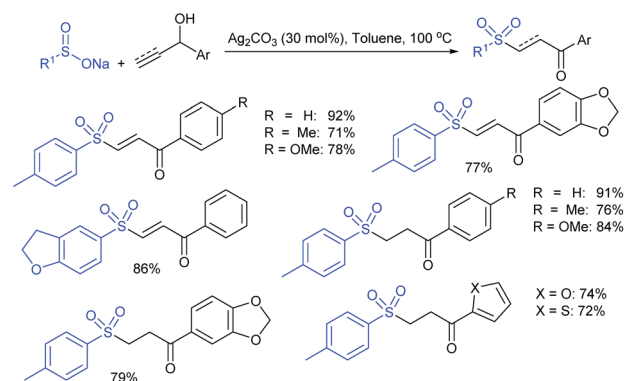
Scheme 92 Cu-catalyzed hydrosulfonylation of alkynes using sodium sulfonates.

different types, (*E*)-alkenyl sulfones and (*E*)-haloalkenyl sulfones, respectively, in moderate to high yields (Scheme 91).¹⁴⁸ The scope of internal alkenes or alkynes was significantly limited to obtain the desired products. Next, the same author reported the copper-catalyzed (5 mol%; 1 : 1 CuCl : L-27) oxidative hydrosulfonylation of a wide range of terminal or internal alkynes using sodium sulfonates in the air (Scheme 92).^{149,150} A variety of (*E*)-alkenyl sulfones were obtained in good to high yields *via* the reaction, which proceeded *syn*-selectively. The alkylacetylenes reacted slightly slower than the arylalkynes; unfortunately, 1-octyne resulted in a complex mixture. Notably, instead of an oxygen atmosphere, the reaction performed under nitrogen using parent substrates led to the desired sulfonylated product in 12% only.

Copper triflate catalyzed the hydrosulfonylation of alkynes with sodium sulfonates for the synthesis of vinyl sulfones under microwave irradiation, as shown in Scheme 93. Kumar and co-



Scheme 93 Cu(OTf)₂-catalyzed hydrosulfonylation of alkynes with sulfonates.

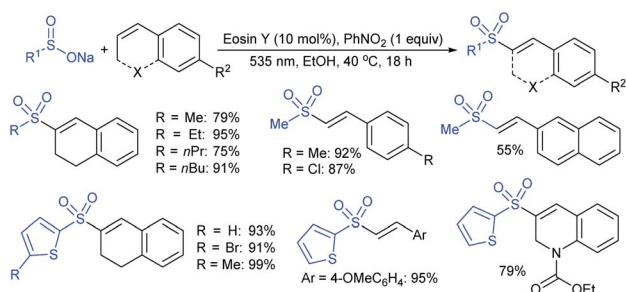


Scheme 94 Ag₂CO₃-mediated sulfonylation of allyl/propargyl alcohols using sodium sulfonates.

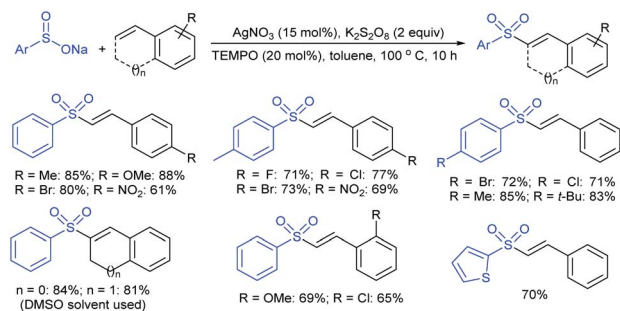
workers¹⁵¹ explored various terminal- and internal-alkynes with sodium *p*-toluenesulfonate and sodium benzene sulfinate and furnished diverse vinyl sulfones in good to excellent (71–89%) yields with high regio- and stereoselectivity. Additionally, the heteroaromatic alkynes, 2-ethynylpyridine conveniently reacted with both arenesulfonates to provide the corresponding vinyl sulfones in acceptable yields.

Bi and co-workers described the mechanistically interesting Ag₂CO₃-mediated sulfonylation of various allyl/propargyl alcohols with sodium sulfonates to synthesize γ -keto sulfones (Scheme 94).¹⁵² A variety of electron-donating or electron-withdrawing groups on the benzene of propargyl alcohols readily reacted with sulfinate salts to afford the desired vinyl sulfones in high to excellent yields. Similarly, a series of arylallyl alcohols resulted in a smooth conversion with various sulfonates to form the corresponding γ -keto sulfones in high yields. Although many arylsulfonates provided the desired sulfones, the reaction with MeSO₂Na allowed the trimerization of propargyl alcohols. Simultaneously, the aliphatic alkynyl carbinols were ineffective in forming the desired γ -keto sulfones.

König and co-workers¹⁵³ developed an innovative and efficient method for the synthesis of vinyl sulfones using organic dye Eosin Y (EY)-catalyst for the visible-light photooxidation of sulfinate salts with alkenes. The striking feature of this work was the reaction of alkenes through the radical-initiated *S*-center of the sulfinate under optimized reaction conditions (Scheme 95). The substrate scope was explored using a wide



Scheme 95 Eosin Y (EY)-mediated synthesis of vinyl sulfones.



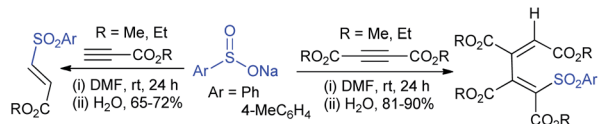
Scheme 96 Ag-catalyzed sulfonation of alkenes with sulfinate salts.

range of alkyl and heteroaryl sulfonates with various cyclic and acyclic olefins to generate the corresponding sulfones in moderate to excellent (51–99%) yields. In particular, the bulky 10-camphor sulfinate is also a suitable substrate for this protocol. The possible mechanism was systematically investigated using various spectroscopic methods to understand the role of eosin Y (EY) and nitrobenzene or air as the terminal oxidant. The photooxidation of sulfinate salts proceeds through the EY radical cation as a key intermediate; nitrobenzene is a strong quencher, preferentially oxidizing the excited catalyst and regenerating the photocatalyst for the further catalytic processes.

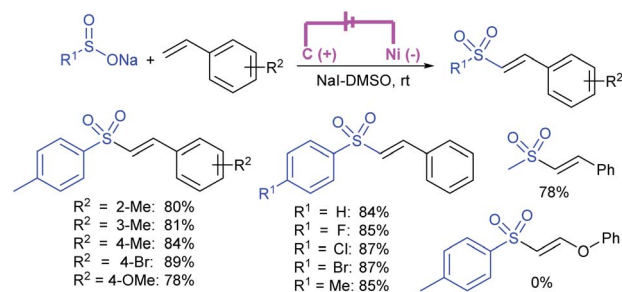
Silver catalyzed the C–S bond coupling of aromatic alkenes with sodium arylsulfonates for the synthesis of vinyl sulfones under the influence of K₂S₂O₈ and TEMPO (cat) with a high *E*-selectivity (Scheme 96).¹⁵⁴ Various substituted arylstyrenes, including electron-donating and electron-withdrawing groups, unambiguously proceeded to afford the desired vinyl sulfones in an efficient manner. Numerous arylsulfinate salts with the *ortho*-, *meta*- or *para*-substitutions on the benzene ring and heteroarylsulfonates were converted smoothly into the corresponding vinyl sulfones in moderate to high yields. The cyclic alkenes also proceeded efficiently in DMSO instead of toluene with sodium benzenesulfinate to yield the desired products. The major disadvantage of this protocol to aliphatic alkenes is that, 1-hexene was employed; however, no reaction occurred. A scale-up experiment (7 mmol) was also performed between styrene and sodium benzenesulfinate under the standard conditions to afford the desired product in 72% (1.23 g) yield.

Khalili reported the hydrosulfonylation-type reaction between sodium arylsulfonates and dialkyl acetylenedicarboxylates or alkyl propiolates in DMF at room temperature (Scheme 97).¹⁵⁵

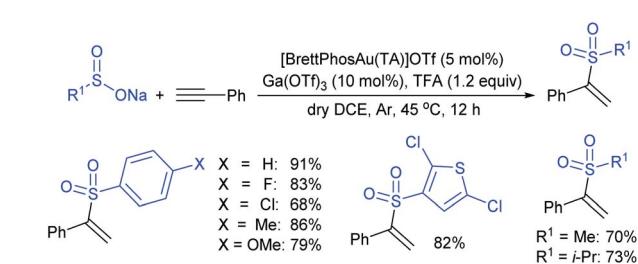
Sodium benzenesulfinate and *p*-toluenesulfinate were treated with two equivalent dialkyl (Me or Et) acetylene dicarboxylates to furnish different sulfonated 1,3-butadienes in 81–90% yields. The regioselective hydrosulfonylation of alkyl (Me



Scheme 97 Hydrosulfonylation-type reaction sodium arylsulfonates and acetylenedicarboxylates or propiolates.



Scheme 98 Electrochemical sulfonation of styrenes with sodium sulfonates.

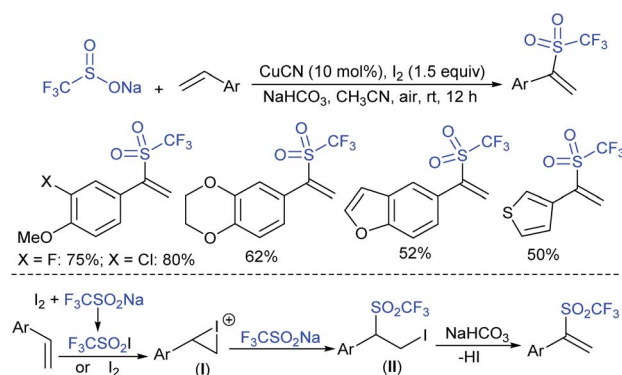


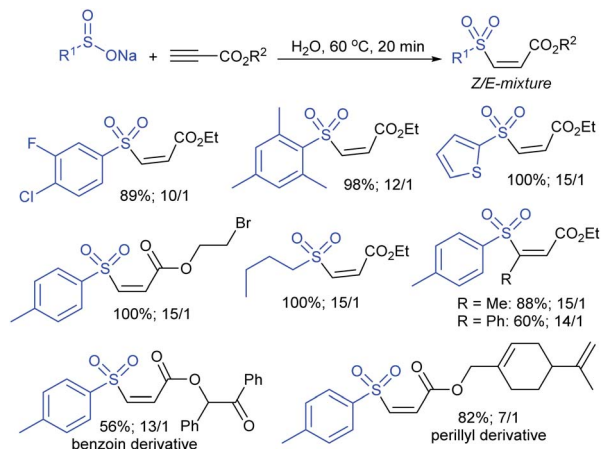
Scheme 99 Gold-catalyzed Markovnikov addition of phenyl acetylene and sulfonates.

or Et) propiolates with sodium arylsulfonates gave the desired vinyl sulfones in 65–72% yields.

Yuan and co-workers¹⁵⁶ established an electrochemical sulfonation between styrenes and sodium sulfonates with NaI as a supporting electrolyte in DMSO. A range of electron-poor, -rich and -neutral substituents on the benzene ring of styrenes were readily coupled with various sodium aryl and alkyl sulfonates to afford the corresponding vinyl sulfones in good to high yields (Scheme 98). However, the vinyloxybenzene was not a suitable substrate for this process to provide the desired product. Some control experiments were performed, and the authors assumed that the *in situ* electrogenerated I₂ from NaI played a pivotal role in this electrochemical process.

Shi and co-workers¹⁵⁷ developed a gold-catalyzed unusual Markovnikov addition of terminal alkynes and sodium sulfonates to synthesize α -substituted vinyl sulfones (Scheme 99). The efficient C–S bond was constructed with exclusive α -

Scheme 100 I₂-mediated C–H triflylation of styrenes with CF₃SO₂Na.



Scheme 101 Sulfenylation of propargylic carboxylates with sodium sulfinates.

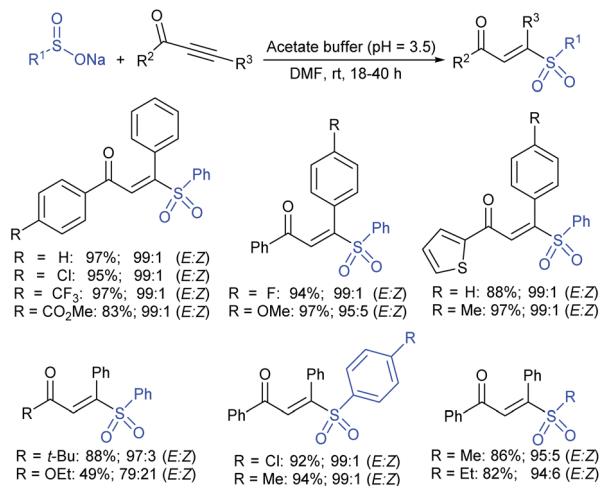
regioselectivity in the presence of cationic gold species and gallium triflate in dry 1,2-dichloroethane (DCE). Various substituted benzenesulfinates were reacted with phenylacetylene to provide various α -substituted aryl vinyl sulfones in promising yields. Heteroaryl-derived sulfinate was also a useful substrate, whereas aliphatic sulfinate salts gave the corresponding vinyl sulfones with somewhat low results in this transformation.

Similar analogs such as vinyl triflones were readily obtained *via* the iodine-mediated triflylation of styrenes with $\text{CF}_3\text{SO}_2\text{Na}$ at room temperature (Scheme 100).¹⁵⁸ A range of electron-donating and electron-withdrawing substituted styrenes were reacted regioselectively with $\text{CF}_3\text{SO}_2\text{Na}$ to afford the desired vinyl triflones in modest yields. The benzofuran or thiophene-containing styrenes were also suitable, affording the corresponding vinyl triflones in 52% and 50% yields, respectively. However, the exact role of CuCN remained unclear for this protocol. The predicted mechanistic pathway involved the electrophilic addition of iodine or $\text{CF}_3\text{SO}_2\text{I}$ (*in situ* generated by the reaction of $\text{CF}_3\text{SO}_2\text{Na}$ and I_2) to alkenes to form the three-membered cyclic iodonium ion (**I**). Next, the selective nucleophilic attack on cyclic iodonium ion (**I**) by $\text{CF}_3\text{SO}_2\text{N}$ led to the iodotriflylated product (**II**). Finally, spontaneous HI elimination of **II** in the presence of a base gave vinyl triflones.

In 2016, water-induced hydrosulfenylation was achieved by He and co-workers¹⁵⁹ for the synthesis of Z - β -sulfonyl- α,β -unsaturated carbonyl products. The direct C–S coupling reaction of sodium aryl and alkyl sulfinates with a range of propargylic carboxylates led to the synthesis of the desired β -sulfonyl enoates with (Z)-stereoselectivity in good to high yields (Scheme 101). Moreover, several complex bioactive esters, including



Scheme 102 Sulfenylation of propargylic carboxylates with sulfinates.



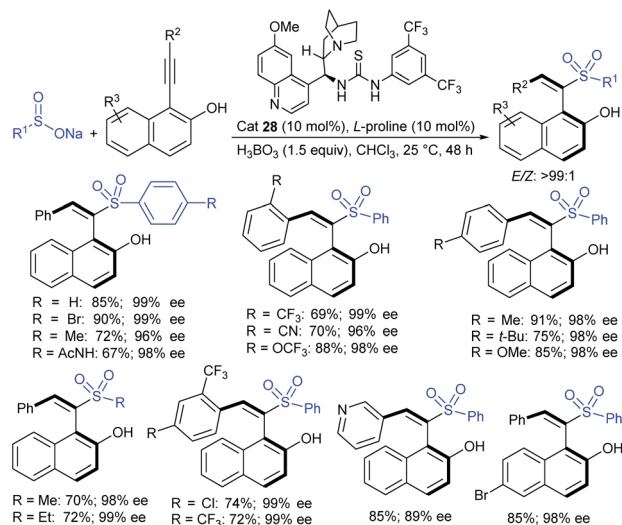
Scheme 103 Sulfenylation of propargylic carboxylates with sulfinates.

indanol, perillyl, benzoin, and farnesol-derived alkynes were well reacted to generate the corresponding tosylacrylates in 56–82% yields with a mixture of Z/E isomers. Additionally, other electron-withdrawing groups, such as amide, acetyl, and azine acetylenes were sulfonated to give similar products in moderate to good yields. The standard conditions investigated with radical inhibitors (TEMPO and BHT) did not prevent the reaction, representing that the sulfenylation might not proceed through a radical pathway.

At the same time, similar work was reported by Xiang and co-workers,¹⁶⁰ namely, the rapid regioselective sulfenylation of propargyl esters with sodium sulfinates in acidic water to access highly stereoselective (Z)- β -sulfonyl enoates. A broad range of aromatic and heteroaromatic sodium sulfinates and propargyl esters-derived sensitive functional groups were tolerated in the hydrosulfenylation reaction and provided different classes of vinyl sulfones in 75–100% yields (Scheme 102). The deuterium experiment was performed with D_2O instead of H_2O , which indicated that the α -hydrogen atom of (Z)- β -sulfonyl enoates resulted from water. The study of the TEMPO radical scavenger revealed that the sulfenylation did not proceed *via* a free-radical pathway.

Recently, Guan, He, and co-workers developed a simple and efficient hydrosulfenylation of electron-deficient alkynes with sodium sulfinates in acidic buffer solutions to access (E)- β -sulfonyl- α,β -unsaturated carbonyl compounds (Scheme 103).¹⁶¹ Various ynone derivatives with diverse substitution patterns at both ends reacted smoothly with sodium benzenesulfinate to afford the desired vinyl sulfones in moderate to good yields with high stereoselectivity. Alkynyl esters were easily converted into the desired product with diminished yield and stereoselectivity. Besides, sodium sulfinates including aryl and alkyl sulfinates also served as suitable reaction partners and gave the corresponding products with good yields and excellent E -selectivity. The 3-phenylpropionic acid, chalcone, and sodium trifluoromethanesulfinate were also subjected to the reaction but, unfortunately, they were sluggish to participate in this protocol.

Yan and co-workers¹⁶² employed an inspirational method using quinine-thiourea-derived organocatalyst **28** and *L*-proline

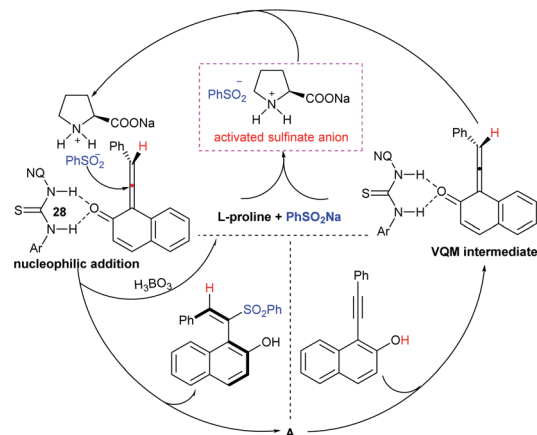


Scheme 104 Sulfonylation of *o*-alkynynaphthols with sodium sulfonates.

as a co-catalyst for the enantioselective synthesis of axially chiral vinyl sulfones at room temperature (Scheme 104). The vinylidene *o*-quinone methide (VQM) key intermediates were produced from *o*-alkynynaphthols, which are readily sulfonylated with sodium sulfonates. Various *p*-substituted aromatic sulfonates bearing electron-donating and electron-withdrawing groups, as well as alkylsulfonates, were smoothly reacted with (phenylethynyl)-naphthalen-2-ol to form different sulfone-containing enantioenriched styrenes in good to high yields. They further explored a series of *o*-alkynynaphthols with sodium benzenesulfinate to give the corresponding vinyl sulfones in acceptable yields with excellent enantioselectivities.

The mechanism of this methodology, particularly the key VQM intermediate was involved. Initially, the VQM intermediate was formed from *o*-alkynynaphthols *via* prototropic rearrangement, which was synergistically promoted by the quinuclidine base and hydrogen bonding of the thiourea catalyst (Scheme 105). Next, the allene moiety was assumed as an absolute (*R*)-configuration. Meanwhile, the reaction between proline and sulfinate salt would generate a quaternary ammonium salt, enhancing the reactivity and solubility of the sulfinate salt. Subsequent nucleophilic addition of the highly active VQM intermediate with sulfinate anion furnished the sulfone-containing chiral styrenes. Boric acid played the role of reactivating proline due to the proton buffering properties.

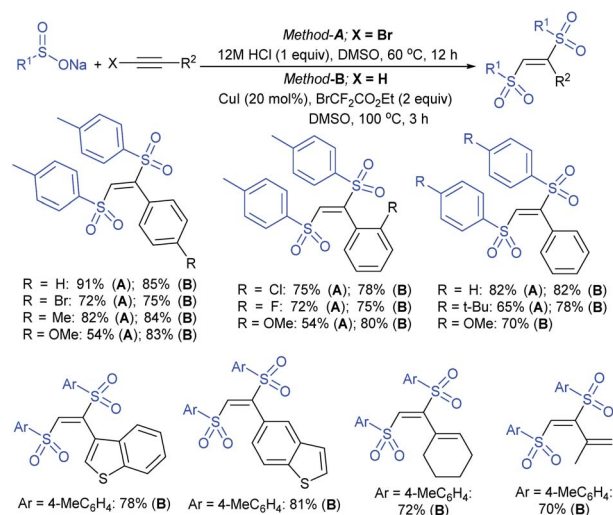
The vicinal disulfonylation of 1-bromoalkynes with sodium arylsulfonates in the presence of 12 M HCl in DMSO was developed by the Tang group (Scheme 106A).¹⁶³ The control experiment indicated that weak acid (12 M HCl) was essential for this transformation. A broad range of substituted (*E*)-1,2-bis(arylsulfonyl)ethylenes were obtained in moderate to high yields when the reaction was conducted between various substituted arylalkynyl bromides with aromatic sulfonates under mild conditions. Although various alkynyl bromides responded, the strong electron-donating (methoxyl)-derived 1-bromoalkyne showed slightly decreased yield. Regrettably, the



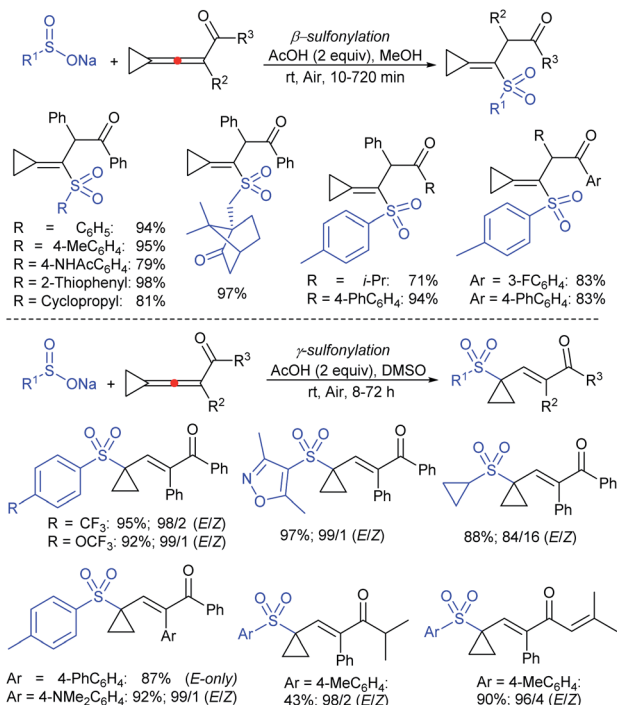
Scheme 105 A plausible mechanism for the sulfonylation of *o*-alkynynaphthols with sodium sulfonates.

sterically hindered mesitylenesulfinate, and strongly electron-deficient 4-nitrobenzenesulfinate were unsuccessful in this transformation. In 2020, Gao, Tang, and co-workers demonstrated the copper-catalyzed vicinal disulfonylation of less reactive terminal alkynes with sodium sulfonates under the influence of bromodifluoroacetate for the synthesis of (*E*)-1,2-disulfonylethenes (Scheme 106B).¹⁶⁴ Various aryl and heteroaryl alkynes were disulfonylated with sodium *p*-toluenesulfinate to obtain a wide range of (*E*)-1,2-disulfonylethenes in moderate to good yields, irrespective of their electronic and steric properties. Interestingly, enynes were substantiated as a suitable coupling partner for the desired products in appreciable yields, whereas, there was no reaction with alkyl-derived alkynes. Further, a few substituted aryl and heteroaryl sulfonates were favourably coupled with phenylacetylene to give the corresponding vinyl sulfones in 70–82% yields. The ethanesulfinate salt did not afford the desired product.

3.4.2.3. *Sulfonylation of allenes.* The Ren group reported an efficient solvent-dependent hydrosulfonylation of 3-



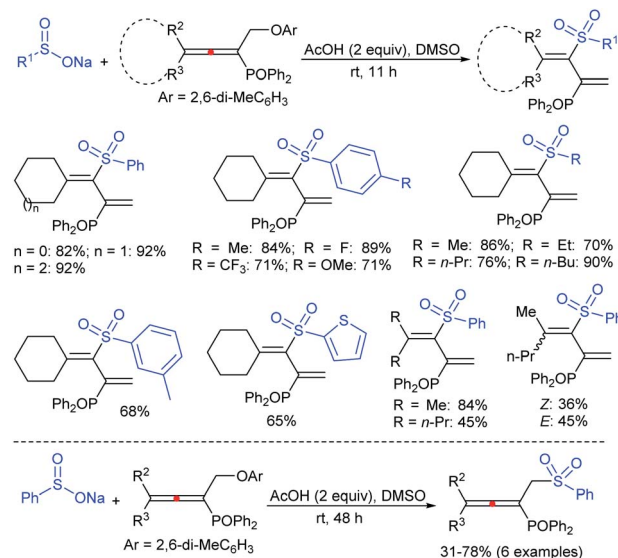
Scheme 106 Disulfonylation of alkynyl derivatives with sodium sulfonates.



Scheme 107 Solvent-dependent hydrosulfonation of 3-cyclopropylidene-prop-2-en-1-ones with sodium sulfonates.

cyclopropylidene-prop-2-en-1-ones with sodium sulfonates. The nucleophilic addition was controlled to β-sulfonation in MeOH and the γ-sulfonation occurred in DMSO as tunable selectivity (Scheme 107).¹⁶⁵ A series of aryl and heteroaryl sulfonates reacted well with 3-cyclopropylidene-prop-2-en-1-ones to afford β-adducts in good to high yields. The alkylsulfonates, cyclopropylsulfonate and (*S*)-10-camphorsulfonate were also suitable substrates in this protocol. Additionally, various substituted 3-cyclopropylidene-prop-2-en-1-ones successfully reacted and gave the desired vinyl sulfones in slightly lower yields. Next, the authors gracefully extended γ-selective addition to a wide variety of sodium aryl, heteroaryl and alkyl-derived sulfonates that coupled with different 3-cyclopropylidene-prop-2-en-1-ones to produce the expected γ-adducts in variable yields with good to high *E*-selectivity. Moreover, the effects of different substituents on 3-cyclopropylidene-prop-2-en-1-one were carefully investigated and related products were obtained in moderate to high yields with a satisfactory selectivity.

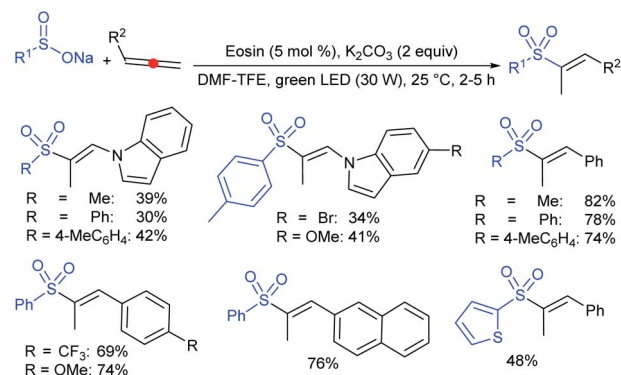
The AcOH-mediated convenient sulfonation of allenylphosphine oxides with sodium sulfonates for the synthesis of sulfonyl and phosphinyl bifunctionalized 1,3-butadienes or allenes was reported by Wu and co-workers (Scheme 108).¹⁶⁶ A series of arylsulfonates bearing both electron-donating and electron-withdrawing substituents as well as aliphatic sulfonates were smoothly coupled with (3-cyclohexylidene-3-(phenylsulfonyl)-prop-1-en-2-yl)diphenylphosphine oxide to provide the desired vinyl sulfones in good to high yields. Besides, the cyclic and acyclic allenylphosphine oxides were compatible to react with sodium benzenesulfonate and generated sulfonyl-1,3-butadienes in 45–92% yields. The variation of acyclic allenylphosphine oxides



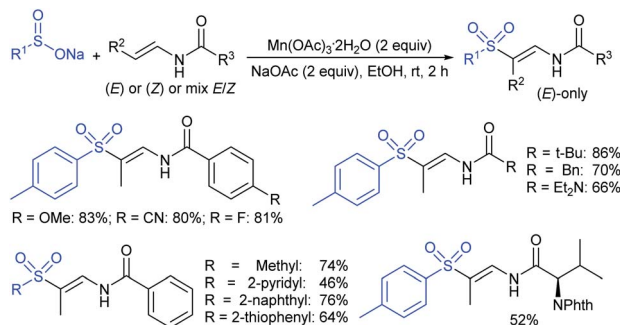
Scheme 108 AcOH-mediated sulfonation of allenylphosphine oxides with sodium sulfonates.

produced stereodiversity in the products. The nucleophilic substitution between allenylphosphine oxides and sodium benzenesulfonate gave complementary sulfonated phosphinyl allenes in acceptable (31–78%) yields. This regiodivergent phenomenon has also been explained by the effect of steric hindrance and stabilization of the substituents.

Following the inspired works on hydrosulfonation, in 2020, the Voskressensky group also employed the hydrosulfonation of inactivated allenes with sodium sulfonates under the influence of Eosin Y as the photocatalyst with green LED irradiation using one 30 W LED or two 15 W LEDs (Scheme 109).¹⁶⁷ Various aryl- and heteroaryl allenes, such as indol-1-yl, pyrrol-1-yl, phenyl and naphthylallenes responded well in hydrosulfonation with sulfonates and obtained Markovnikov-type vinyl sulfones in moderate to high yields. Besides, many sodium sulfonates, including aryl, heteroaryl and aliphatic (MeSO₂Na) sulfonate sodium salts were successfully used to produce the corresponding vinyl sulfone in acceptable yields. The use of aliphatic allenes and trifluoromethane-sulfonate



Scheme 109 Eosin-Y-catalyzed hydrosulfonation of allenes with sulfonates.

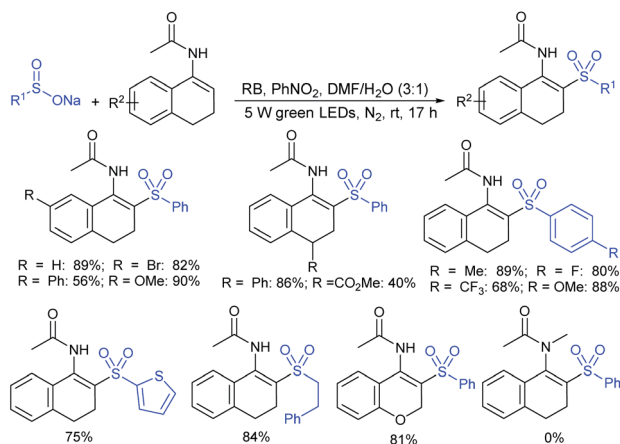


Scheme 110 $\text{Mn}(\text{OAc})_3$ -promoted oxidative $\text{C}(\text{sp}^2)$ -H sulfonation of enamides with sodium sulfinates.

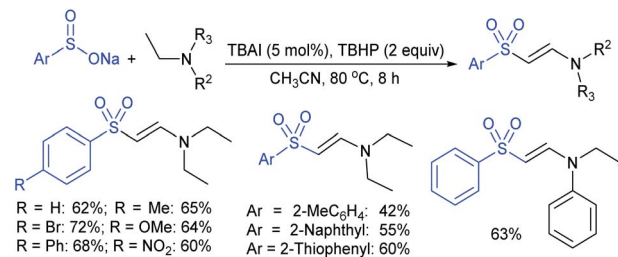
(Langlois reagent) were incompetent substrates for this transformation. The reaction was significantly inhibited either in the presence of TEMPO or under an oxygen atmosphere, proving a radical pathway.

3.4.2.4. Sulfonation of enamides. The $\text{Mn}(\text{OAc})_3$ -promoted oxidative $\text{C}(\text{sp}^2)$ -H sulfonation of enamides and encarbamates with aryl, heteroaryl and aliphatic sulfinic acid salts was described by Manolikakes and co-workers.¹⁶⁸ The method allowed access to synthetically valuable acyclic β -amidovinyl sulfones in good to high yields with excellent (*E*)-stereoselectivities (Scheme 110). This process proceeded at room temperature under mild conditions and tolerated various functional groups as well as common carbamate protecting groups on the nitrogen. The reaction of *E* or *Z* or *E/Z*-configured enamides were allowed to exclusively form the (*E*)-configured amidovinyl sulfone. Disappointingly, sodium 4-nitrobenzenesulfinate and trifluoro-methanesulfinate were unsuccessful in this transformation.

Visible-light induced the synthesis of β -acetylamino acrylsulfones from cyclic enamides and sodium sulfinates using the organic dye Rose Bengal (RB) as the photocatalyst, nitrobenzene and air as the oxidants (Scheme 111).¹⁶⁹ The different substituents on cyclic enamides at variable positions were



Scheme 111 RB-catalyzed sulfonation of enamides with sodium sulfinates.

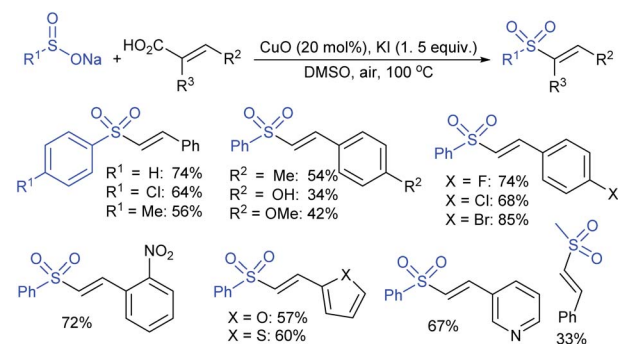


Scheme 112 TBAI-catalyzed oxidative sulfonation of tertiary amines with sodium sulfinates.

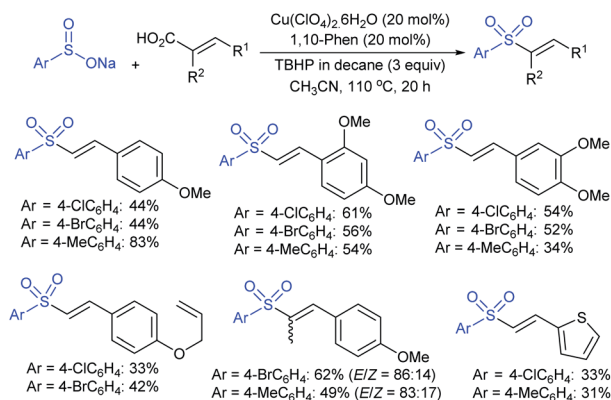
conveniently sulfonated with sodium benzenesulfinate affording the cyclic vinyl sulfones in moderate to good yields. No desired product was observed in the case of tertiary enamides (in the absence of N-H), whereas acyclic enamides gave the desired products with an *E/Z*-mixture. Moreover, various aryl, heteroaryl and alkyl sulfinates readily reacted with enamide to give a range of sulfone products in moderate to good (68–93%) yields. The pragmatism was demonstrated at a gram-scale experiment under standard conditions without any significant impact on the outcome. Only a trace amount of the desired product was detected when the radical scavenger TEMPO was added, indicating that the reaction might involve a radical pathway.

In 2019, Gui and co-workers disclosed the TBAI (tetrabutylammonium iodide)-catalyzed oxidative sulfonation of tertiary amines with sodium sulfinates in the presence of TBHP (*tert*-butyl hydroperoxide) for the synthesis of β -arylsulfonyl enamines (Scheme 112).¹⁷⁰ Various sodium arylsulfinates with electron-donating and electron-withdrawing groups on the benzene ring were coupled with triethylamine to afford the corresponding β -arylsulfonyl enamines in moderate to good yields. Also, other tertiary amines were efficiently converted into the desired β -arylsulfonyl enamines.

3.4.3. Decarboxylative sulfonation. Guo and co-workers¹⁷¹ developed a copper-catalyzed aerobic decarboxylative C-S coupling of alkenyl carboxylic acids with sodium sulfinates under the influence of KI. The stereoselective decarboxylative sulfonation of a wide range of cinnamic acid and sodium arylsulfinate substrates using air as the oxidant produced the desired vinyl sulfones in moderate to good yields (Scheme 113).



Scheme 113 Cu-catalyzed decarboxylative coupling of alkenyl carboxylic acids with sodium sulfinates.

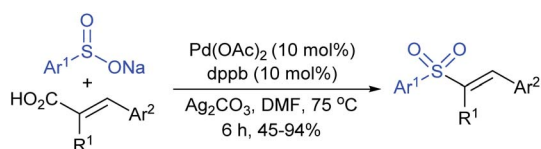


Scheme 114 Cu-catalyzed decarboxylative coupling of alkenyl carboxylic acids with sodium sulfonates.

Moreover, the aliphatic sodium sulfinate, such as sodium methanesulfinate, was also a sustainable reactant, affording the methyl vinyl sulfone only in 33% yield. Notably, the α -methylcinnamic acid failed to react with sodium benzenesulfinate under the same reaction conditions. The standard reaction was employed with radical inhibitors, such as TEMPO (2,2,6,6-tetramethyl-1-piperidinyloxy), hydroquinone, and BHT (2,6-di-*tert*-butyl-4-methylphenol). The reaction was shut down, thus indicating that the reaction probably underwent a radical pathway.

The copper-catalyzed decarboxylative radical sulfonylation for the C–S bond formation of α,β -unsaturated carboxylic acids with sodium arylsulfonates was described by Prabhu and co-workers (Scheme 114).¹⁷² The magnitude of the decarboxylative coupling was explored with a variety of electron-rich aromatic cinnamic acids and 2-thiophenyl-derived alkenic acids were reacted with various arenesulfonates to afford the expected vinyl sulfones in moderate to good yields of exclusively the (*E*)-isomer. One flaw was that the 2-nitrobenzenesulfinate, 4-methoxy-3-nitrobenzenesulfinate, and sodium methanesulfinate salts were ineffective under the optimal reaction conditions. Remarkably, the *cis*-4-methoxycinnamic acid was sulfonylated with sodium *p*-toluenesulfinate and furnished the *E*-isomer in 77% yield of the desired product exclusively. This protocol appears to be limited to only electron-rich aromatic cinnamic acids and other acrylic acids were not fruitful. The scaling-up experiment was efficient at the gram-scale of model substrates under the same reaction conditions. The reaction was inhibited under radical scavengers implying that the reaction probably proceeded *via* a free radical pathway.

At the same time, Guo *et al.*, developed a Pd-catalyzed decarboxylative C–S coupling reaction between cinnamic acids with sodium arenesulfonates (Scheme 115).¹⁷³ The catalyst was a combination of Pd(OAc)₂ and dppb in the presence of Ag₂CO₃ as



Scheme 115 Pd-catalyzed decarboxylative coupling of cinnamic acids with sulfonates.

Table 12 Decarboxylative coupling of cinnamic acids with sulfinate salts

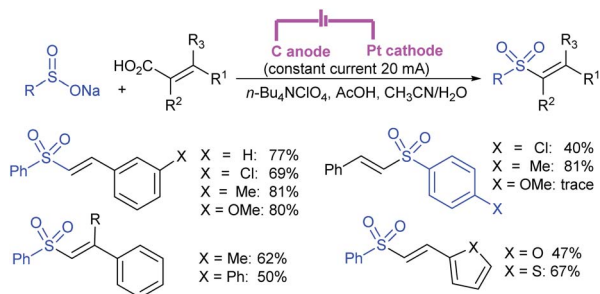
Vinyl sulfones	Method-A	Method-B
	R = H: 92% R = Br: 79% R = NO ₂ : 94%	R = H: 73% R = Br: 69% R = NO ₂ : 43%
	R = Me: 87% R = Cl: 85% R = OMe: 77%	R = Me: 79% R = Cl: 71% R = OMe: 80%
	73%	61%
	79%	24%

the base and oxidant in DMF for sulfonylation reaction. A wide variety of substituted aromatic cinnamic acids with a range of sodium sulfonates afforded the corresponding vinyl sulfones with retained stereochemistry as the *E*-isomer in yields ranging from 45–94%. The sodium methanesulfinate was an unsuccessful coupling partner under the same reaction conditions.

Simultaneously, the Jiang and Kuhakarn research groups independently described the tandem cross-decarboxylative coupling reaction to synthesize vinyl sulfones (Table 12).^{174,175} Both these methods are widely applicable for a series of aryl, heteroaryl, and alkyl sulfonates, as well as a wide range of substituted aryl and heteroaryl cinnamic acids to readily construct the C–S bond under mild conditions. Jiang *et al.* developed

Table 13 I₂-mediated decarboxylative coupling of cinnamic acids with sodium sulfonates

Vinyl Sulfones	Method-A	Method-B
	X = H: 92% X = Br: 83% X = Cl: 86%	X = H: 78% X = Br: 81% X = Cl: 83%
	Ar = Ph: 91%	Ar = 4-MeC ₆ H ₄ : 79%
	Ar = Ph: 84%	Ar = 4-MeC ₆ H ₄ : 57%

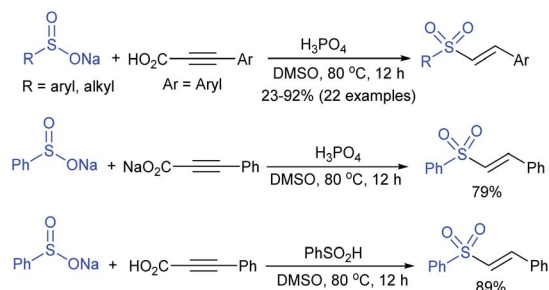


Scheme 116 Electrochemical decarboxylative sulfonation of cinnamic acids with sulfonates.

a simple protocol using K_2CO_3 in DMSO at $100\text{ }^\circ\text{C}$ to couple cinnamic acids with sodium sulfonates to form a wide range of alkenyl sulfones 66–94% yields (Table 12A).¹⁷⁴ Later, the Kuhakarn group employed $PhI(OAc)_2$ in DMF at $100\text{ }^\circ\text{C}$ for the C–S bond coupling of cinnamic acids with sodium sulfonates to furnish vinyl sulfones in moderate to high yields (Table 12B).¹⁷⁵

In 2015, the groups of Shi and Yuan independently reported a metal-free decarboxylative-sulfonylation of cinnamic acids with sodium sulfonates to furnish alkenyl sulfones (Table 13).^{176,177} The Shi group developed the iodine (2 equiv.)/TBHP-mediated C–S coupling between various aryl cinnamic acids, including 1-naphthyl and 2-thiophenyl-derived alkenyl acids, which were coupled with different arylsulfonates to form the anticipated vinyl sulfones in good to high yields (Table 13A).¹⁷⁶ Sodium cinnamate was further examined with sodium benzenesulfinate under the same conditions to obtain the desired product in traces. Similarly, Yuan and co-workers developed an eco-friendly method by using I_2 (1 equiv.)/ K_2CO_3 in H_2O for the aerobic cross-coupling of substituted-aryl and heteroaryl cinnamic acids with various sodium arylsulfonates to afford the corresponding vinyl sulfones in good to high yields (Table 13B).¹⁷⁷ Encouragingly, the sodium methanesulfinate was also a suitable substrate to give the methyl vinyl sulfone in 45% yield. It is noteworthy that the model reaction was performed at the gram-scale, thus indicating that the protocol was practical and scalable. Both the oxidative sulfonylation approaches were probably occurring in a free radical pathway.

In 2016, the electrochemical decarboxylative-sulfonylation of cinnamic acids with sodium sulfonates was successfully demonstrated under mild conditions (Scheme 116). Zha, Wang



Scheme 117 H_3PO_4 -mediated decarboxylative coupling of arylpropionic acids with sodium sulfonates.



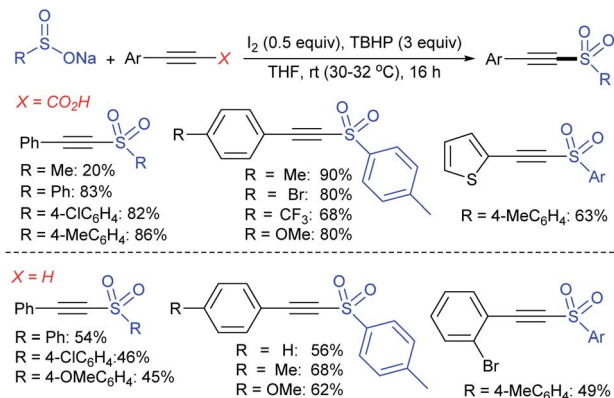
Scheme 118 Decarboxylative coupling of cinnamic acids with sulfinate salts.

and co-workers¹⁷⁸ have shown a broad substrate scope with respect to cinnamic acids and sodium arylsulfonates to provide a variety of (*E*)-vinyl sulfones in 26–84% yields. The β -substituted cinnamic acid afforded the corresponding products in moderate yields, whereas α -methyl-substituted cinnamic acid gave a trace amount. The 2-cyclohexylideneacetic acid was also examined, and no desired product was detected. The major drawback of the protocol is its incompatibility with the more electron-rich (4-MeO), electron-poor (4- NO_2), sterically bulky (mesitylene)-derived sulfonates, as well as $MeSO_2Na$ and F_3CSO_2Na under the standard conditions. EPR and CV experiments detected the radical intermediate, and a radical-based pathway was proposed as a plausible mechanism.

Mao, Zhang and co-workers¹⁷⁹ described a new phosphoric acid-mediated decarboxylative coupling of arylpropionic acids with sodium sulfonates in DMSO at $80\text{ }^\circ\text{C}$. A range of electron-rich/neutral/poor substituted derived arylpropionic acids were explored with various aryl- and alkyl-sulfonates to produce vinyl sulfones in moderate to excellent yields (Scheme 117). Although the decarboxylative-sulfonylation reactions worked well, very strong electron-withdrawing sodium arylsulfonates were less effective substrates to yield the desired products in somewhat lower yields. Almost the same level of yields were obtained using sodium phenylpropionate and benzenesulfonic acid under the prevailing conditions. Cross-experimental studies were conducted using TEMPO (a radical scavenger); the reaction was inhibited, and this suggests that a radical process was likely to be involved.

The Xiang group disclosed the $Mn(OAc)_2$ -catalyzed aerobic decarboxylative coupling of cinnamic acids with sodium arenesulfonates in DMSO at $110\text{ }^\circ\text{C}$ without any base or additive for the synthesis of vinyl sulfones (Scheme 118).¹⁸⁰ A variety of cinnamic acids with *ortho*-, *meta*- or *para*-substituents reacted well with sodium benzenesulfinate to form the corresponding vinyl sulfones in good yields. Further, the 4-methyl and 4-bromo benzenesulfonates were converted into the desired aryl vinyl sulfones in satisfactory yields; however, sodium methanesulfinate barely reacted to provide the desired product.

Kuhakarn and co-workers¹⁸¹ developed the iodine-mediated sulfonylation of arylacetylenic acids and arylacetylenes with sodium sulfonates in the presence of TBHP for the synthesis of arylacetylenic sulfones. Only particular sodium arenesulfonates participated in the oxidative decarboxylative sulfonylation of 3-phenylpropionic acid, giving the corresponding products in low to good yields (Scheme 119). Fortunately, sodium methanesulfinate gave the corresponding product in low yield (20%) only. Various types of electronically different substituted arylacetylenic acid derivatives, including 3-(naphthalen-2-yl)propionic acid and 3-(thiophen-2-yl)propionic acid were

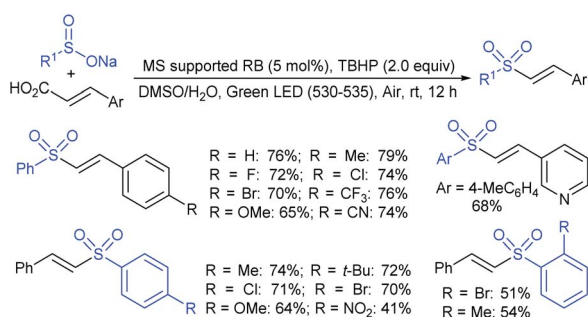


Scheme 119 Iodine-mediated sulfonation of arylacetylenic acids and arylacetylenes with sodium sulfonates.

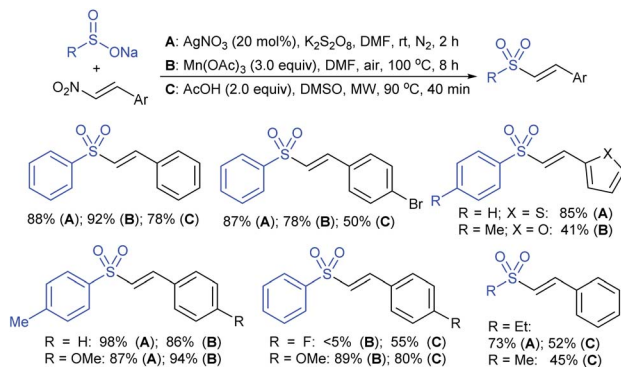
sulfonylated with sodium *p*-toluenesulfonate to furnish the corresponding alkenyl sulfones in good yields. Efforts were unsuccessful using β -alkyl- and β -silyl-substituted propiolic acids under developed conditions. In one representative example, a scale-up experiment (5 mmol) was performed and the desired product was obtained with similar efficiency. The protocol was further extended to the sulfonation of arylacetylenes with different sodium arenesulfonates under the same conditions, and arylacetylenic sulfones were obtained in moderate yields. Next, the alkyacetylenic sulfone was not obtained by using the terminal aliphatic alkyne (1-octyne); instead, the known (*E*)- β -iodovinyl sulfone was observed.

Visible-light promoted the decarboxylative aerobic coupling between cinnamic acids and sodium sulfonates under the catalytic influence of Merrifield resin (MS)-supported Rose Bengal (RB) ammonium salt under green LED (530–535 nm) irradiation for the synthesis of alkenyl sulfones in high yields (Scheme 120).¹⁸² A variety of aryl and heteroaryl cinnamic acids, together with sodium arylsulfonates were proved to be amenable substrates under mild conditions like *tert*-butyl hydroperoxide (TBHP, 70% in water) in aqueous DMSO at room temperature. The protocol did not proceed with the use of sodium methanesulfonate. Significantly, the MS supported RB catalyst was recycled six times without any loss of activity for generating the desired products in good yields.

3.4.4. Denitrative sulfonation. At the same time, the Yadav and Chen groups independently employed the



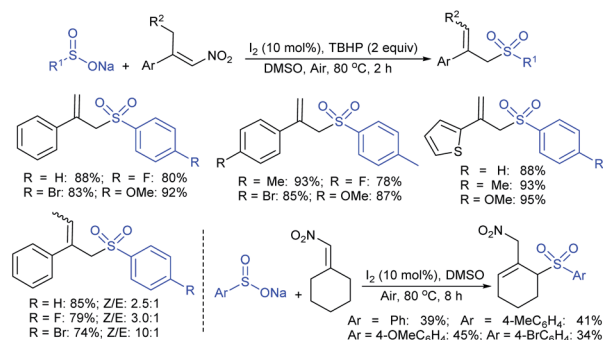
Scheme 120 Decarboxylative coupling of cinnamic acids with sulfinate salts.



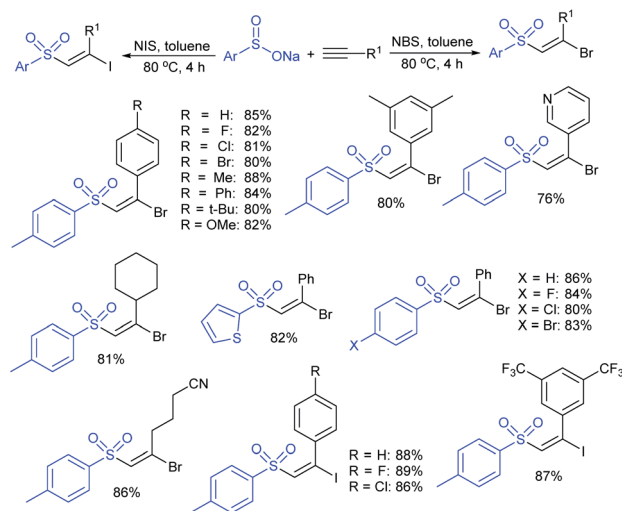
Scheme 121 Denitrative sulfonation of β -nitrostyrenes with sodium sulfonates.

denitrative regioselective sulfonation of β -nitrostyrenes with sodium sulfonates *via* a radical cross-coupling pathway (Scheme 121).^{183,184} Yadav and co-workers¹⁸³ developed for the first time, a silver-catalyzed denitrative-sulfonation of a wide range of β -nitrostyrenes with different aryl/heteroaryl/alkyl-derived sulfonates under the influence of K₂S₂O₈ to give a series of (*E*)-vinyl sulfones in moderate to high yields (Scheme 121A). Disappointingly, the alkyl-substituted nitroalkene did not yield the desired product under the standard conditions. Moreover, the other stereoisomer (*Z*)- β -nitrostyrene was readily sulfonated under the same conditions. Mn(OAc)₃-mediated cross-coupling between β -nitrostyrenes and sulfinate salts was developed by Chen and co-workers (Scheme 121B).¹⁸⁴ A series of aryl vinyl sulfones were generated in good to high yields from the corresponding β -nitrostyrenes with aryl and heteroaryl sulfonates. The strong electron-withdrawing (NO₂) group-derived nitroalkene did not give the desired product. In 2018, Hong *et al.*, reported the oxidative denitrative coupling of β -nitrostyrenes with sodium sulfonates under microwave irradiation for the preparation of (*E*)-vinyl sulfones (Scheme 121C).¹⁸⁵ The AcOH-mediated direct sulfonation worked well for a range of aryl and alkylsulfonates with various substituted β -nitrostyrenes to afford vinyl sulfones in variable yields.

Lei *et al.* reported a metal-free direct denitro-sulfonation reaction between β,β -disubstituted nitroalkenes and sodium arylsulfonates to give allyl sulfones (Scheme 122).¹⁸⁶ The iodine-



Scheme 122 Direct denitro-sulfonation of β,β -disubstituted nitroalkenes with sodium arylsulfonates for allyl sulfones.

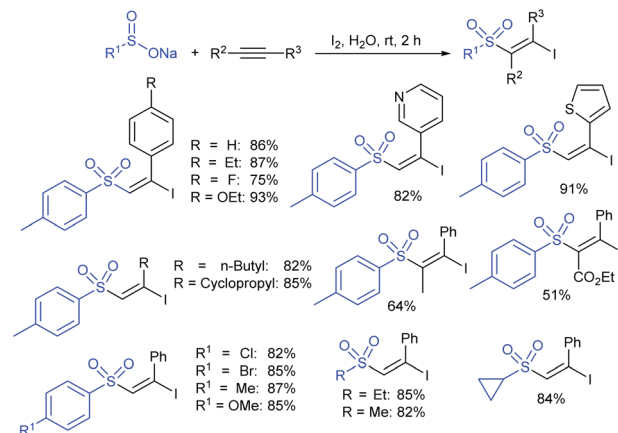


Scheme 123 NBS/NIS-mediated halosulfonylation of alkynes using sodium sulfonates.

catalyzed direct condensation of both reactants of β,β -disubstituted nitroalkenes and sodium arylsulfonates bearing electron-donating and electron-withdrawing groups was successfully explored in this protocol. An array of allyl sulfones was obtained in good to high yields with high selectivity. Additionally, α -ethyl nitroolefins were also examined under standard reaction conditions and the expected allyl sulfones were obtained in high yields with a mixture of *Z/E* isomers. Further, the substrate scope was extended to a more diverse substrate, such as (nitromethylene)cyclohexane reacted with various sodium arenesulfonates to provide cyclohexenyl sulfone derivatives in 34–45% yields. These results showed the different reactivity between common nitroalkenes and β,β -alkyl-nitroalkenes under these radical addition conditions.

3.4.5. β -Halovinyl sulfones. The NBS or NIS-triggered vicinal halosulfonylation of terminal alkynes with sodium sulfonates was successfully developed by Jiang and co-workers (Scheme 123).¹⁸⁷ NBS-mediated bromosulfonylation of various aromatic, heteroaromatic, and functionalized aliphatic terminal alkynes occurred with different aryl and heteroaryl sulfonates to produce a series of (*E*)- β -bromovinyl sulfones in good to high yields. However, the aliphatic sodium sulfonates were challenging substrates for this protocol. Next, the 1,2-iodosulfonylation was operated equally well using NIS to give the desired (*E*)- β -iodovinyl sulfones in high yields with selectivity. However, NCS was proven to be ineffective for this transformation. A deuterated terminal alkyne provided the corresponding (*E*)- β -bromovinyl sulfones bearing 98% deuterium atom incorporation, which clearly discriminated against the hydrogen position of the derived products. Further, TEMPO and BHT radical scavengers inhibited the halosulfonylation process, indicating that a radical pathway could be involved.

In 2017, Sun, Liu, and co-workers¹⁸⁸ reported an efficient and environmentally benign method for synthesizing (*E*)- β -iodovinyl sulfones through I_2 -mediated vicinal iododisulfonylation of alkynes with sodium sulfonates in water. Various aryl-

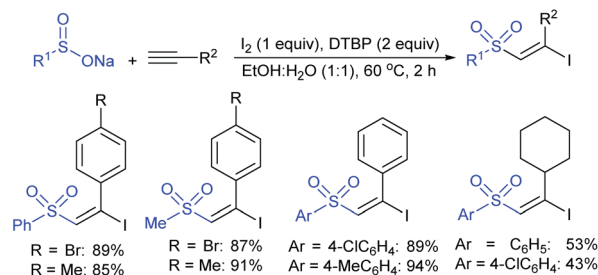


Scheme 124 I_2 -mediated iododisulfonylation of alkynes using sodium sulfonates.

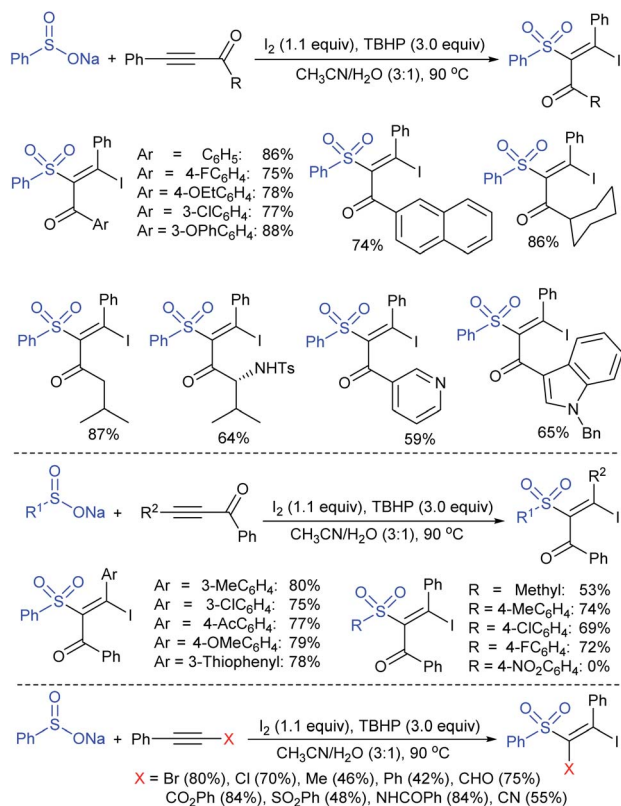
heteroaryl- and alkyl-substituted terminal alkynes responded well to form the corresponding β -iodovinyl sulfones in moderate to excellent yields (Scheme 124). Also, the internal alkyne was successfully converted into the iododisulfonylated product in 64% yields. Additionally, various aromatic and aliphatic sodium sulfonates were favourably employed to offer sulfones varied products in satisfactory yields. However, the stability of the corresponding sulfone radicals plays a vital role in the transformation. As a result, sodium nitrobenzenesulfonate, sodium trifluoromethane-sulfonate, sodium thiophene-2-sulfonate, and sodium pyridine-3-sulfonate substrates were unsuccessful. The advantage of molecular iodine is that it plays a dual role that triggers the reaction and iodine source in this radical process.

Simultaneously, Bi *et al.* reported a simple protocol to synthesize (*E*)- β -iodovinyl sulfones *via* molecular iodine and di-*tert*-butyl peroxide (DTBP)-promoted iododisulfonylation of alkynes with sodium sulfonates under mild conditions (Scheme 125).¹⁸⁹ Various aryl- and alkyl-acetylenes were successfully explored with sodium arylsulfonates or methanesulfonate to provide a series of functionalized (*E*)- β -iodovinyl sulfones in moderate to high yields. The electron-rich groups on phenylacetylene gave high yields as compared with electron-poor groups on phenylacetylene, which significantly decreased the yields. The present reaction conditions were not suitable for sodium trifluoromethanesulfonate to provide the desired product.

The stereo-selective vicinal iododisulfonylation of activated internal alkynes, sodium sulfonates and iodine for synthesizing



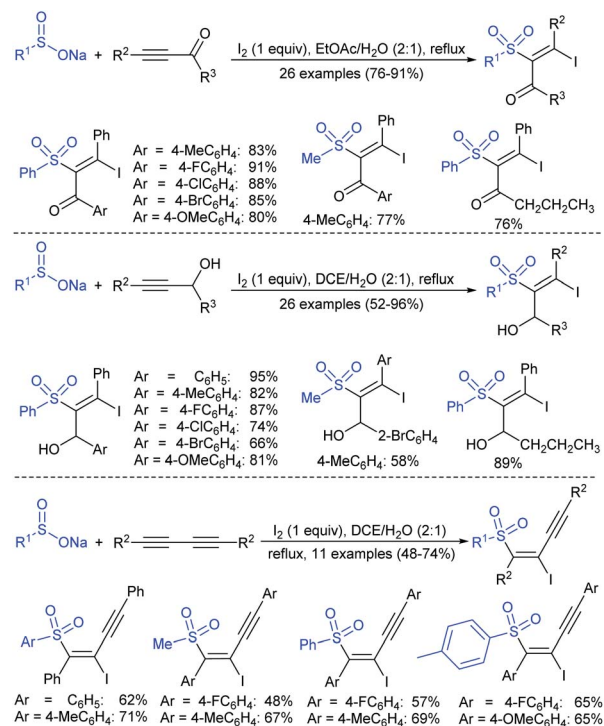
Scheme 125 I_2 -mediated iododisulfonylation of alkynes using sodium sulfonates.



Scheme 126 Iodine-mediated iododisulfonation between activated internal alkynes and sodium sulfonates.

tetra-substituted olefins was achieved by Reddy and co-workers. Particularly, various aryl, heteroaryl and alkyl ynones were accommodated by a series of sodium aromatic sulfonates to afford the corresponding β-iodosulfonyl enones in moderate to high yields (Scheme 126).¹⁹⁰ Interestingly, an amino acid-derived ynone was also successfully converted to the desired product in 64% yield. The sodium methanesulfinate was also furnished to give the desired adduct in moderate yield, whereas the electron-deficient nitrophenyl sulfinate did not participate in the reaction. Furthermore, the alkyne bearing a variety of electron-withdrawing groups, such as esters, aldehyde, amide, cyano and sulfone groups were compatible substrates for coupling with sodium phenylsulfinate to yield β-iodovinyl sulfones. The haloalkynes also efficiently underwent the *trans*-iodosulfonation to afford the vicinal dihalovinyl sulfones in good yields. Gratifyingly, aryl/alkyl-containing internal alkynes showed moderate reactivity and offered the corresponding iodovinyl sulfone in low to moderate yields.

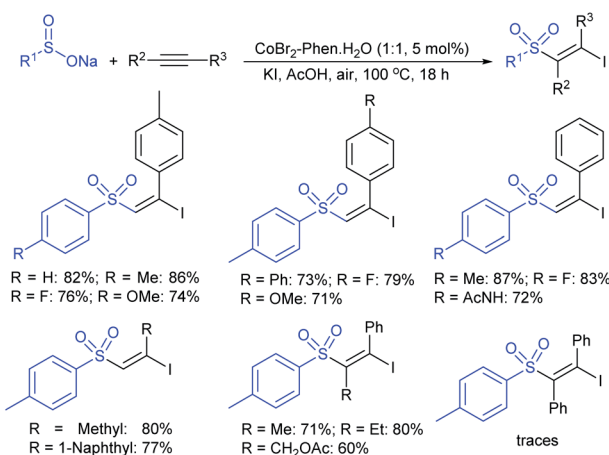
In 2018, Zhang, Xie and group reported a convenient and straightforward protocol for synthesizing highly functionalized tetrasubstituted β-iodovinyl sulfones from different alkyne systems (acetylenic ketones, propargyl alcohols, or 1,3-diyne), sodium sulfonates, and iodine in aqueous medium at reflux (Scheme 127).¹⁹¹ Different substituted acetylenic ketones were employed with sodium sulfonates (phenylsulfinate, *p*-tolylsulfinate and methanesulfinate) to obtain the corresponding β-iodo-α-sulfonyl vinyl ketones in the range of 76–91% yields. Subsequently, the functionalized tetrasubstituted β-iodo-α-sulfonyl



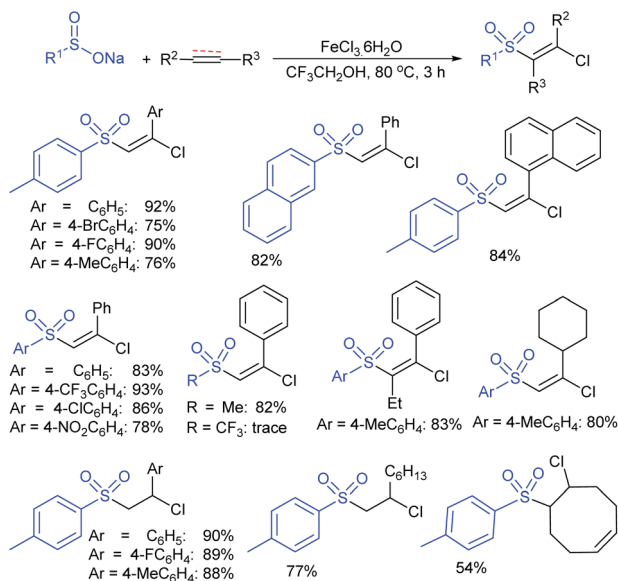
Scheme 127 Iodine-promoted iododisulfonation between internal alkynes and sodium sulfonates.

allylic alcohols were obtained in moderate to high yields when propargyl alcohols were reacted with sodium sulfonates and iodine in DCE/H₂O at reflux. Further, the same reaction conditions were extended to the iododisulfonation of 1,3-diyne with sulfinate salts, and iodine proceeded smoothly to provide polysubstituted conjugated enynes in 48–74% yields. The reactivity tendency of carbon-carbon triple bond noted as the α-alkynyl vinyl radical intermediate is more stable than the β-alkynyl vinyl radical intermediate due to the conjugation effects.

Cobalt catalyzed the aerobic *anti*-iododisulfonation of alkynes using sodium sulfonates and KI to produce (*E*)-β-iodoalkenyl sulfones (Scheme 128).¹⁹² Numerous terminal and



Scheme 128 Cobalt-catalyzed iododisulfonation between alkynes and sodium sulfonates.

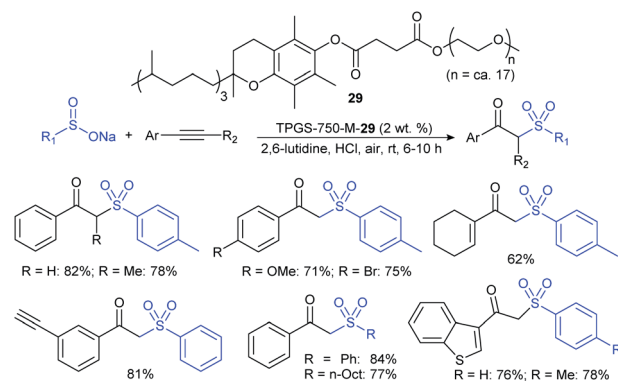


Scheme 129 FeCl₃-mediated chlorosulfonylation of alkynes and alkenes using sodium sulfonates.

unsymmetrical internal alkynes were explored with aromatic and aliphatic sulfonates to obtain the desired β -iodovinyl sulfones in good to high yields. Unfortunately, the present procedure was not applicable to accommodate the diphenyl acetylene or terminal aliphatic alkyne (*viz.* 1-hexyne). The iododisulfonylation was entirely inhibited in the absence of oxygen atmosphere and the addition of TEMPO or TBC (4-*t*-butyl catechol) as a radical scavenger. These results suggest that the procedure requires oxygen and the reaction might proceed *via* radical intermediates.

Chen, Yin, and co-workers reported iron(III) chloride hexahydrate-mediated regio- and stereoselective chloro-sulfonylation of alkynes and alkenes with sodium sulfonates under mild conditions. The *anti*-chlorosulfonylation reaction worked well among various aryl and heteroaryl alkynes bearing substituents of electron-withdrawing, electron-donating groups and steric groups to afford a range of β -chloroalkenyl sulfones with good to excellent yields (Scheme 129).¹⁹³ A range of structurally varied alkenes were reaction partners and afforded the desired β -chloroalkyl sulfones in good to high yields. Surprisingly, strong electron-donating (OMe) group-derived alkynes and alkenes were not compatible, providing the desired products. Though several aryl and alkyl sodium sulfonates responded efficiently, sodium trifluoromethanesulfonate was not suitable for this process.

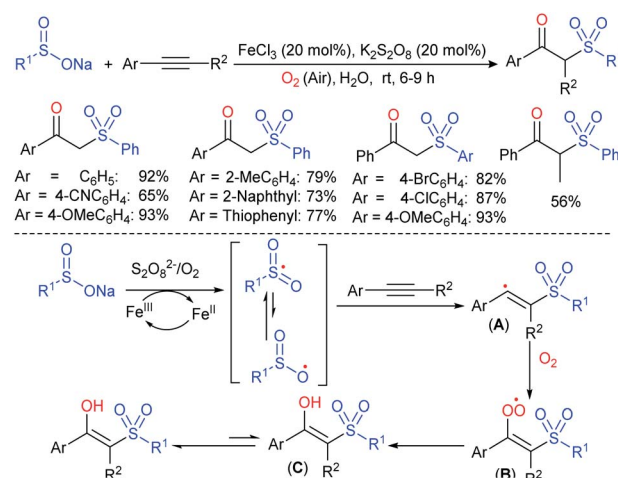
3.4.6. β -Keto sulfones. In 2014, a simple and eco-friendly aerobic oxidation of aryl alkynes with sodium sulfonates under the influence of TPGS-750-M (29, 2% weight percent) as a surfactant was developed by Lipshutz and co-workers (Scheme 130).¹⁹⁴ The process involved dissolved oxygen serving as the stoichiometric oxidant in the aqueous medium for the oxidative-sulfonylation of various aryl and heteroaryl terminal and internal alkynes with some arylsulfonate salts to form a series of β -keto sulfones in good to high yields. Notably, aryl



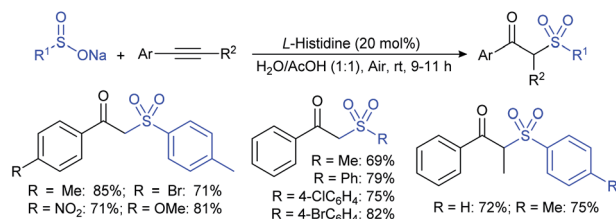
Scheme 130 TPGS-750-M (29, 2% weight percent) used for aerobic oxidation of arylalkynes with sodium sulfonates.

alkynes bearing various sensitive and challenging functional groups bromo, acetyl, ethynyl, cyano, and amide residue were all well tolerated. The associated low *E*-factors indicate the minimal amounts of organic solvent that could be used to recover the desired product. The O-labelled experiment (using H₂O¹⁸) was confirmed as the source of oxygen in the products should be from the air. The radical pathway was further recognized by the addition of catalytic amounts of BHT or TEMPO and inhibited product formation.

Consequently, Yadav and co-workers¹⁹⁵ described the FeCl₃/K₂S₂O₈-catalyzed aerobic oxysulfonylation between alkynes and sodium arenesulfonates to form β -keto sulfones *via* a radical pathway. Various terminal aryl and heteroaryl alkynes bearing electron-rich and electron-poor groups were smoothly oxysulfonylated with different sodium arenesulfonates and afforded a range of representative β -keto sulfones in 65–94% yields (Scheme 131). The internal alkyne prop-1-ynyl-benzene was also used and the desired product was obtained in moderate (56%) yield. As shown in the plausible mechanism, the catalyst system triggered the formation of the sulfonyl radical from the sulfonate salt. Then, the sulfonyl radical selectively attacked the



Scheme 131 FeCl₃/K₂S₂O₈-catalyzed aerobic oxysulfonylation of arylalkynes with sodium arenesulfonates.



Scheme 132 Histidine-catalyzed vicinal oxysulfonylation of terminal alkynes with sodium sulfinates.

triple bond of the alkynes to provide the alkenyl radical **A**, which was eventually trapped by dioxygen to form the dioxy radical **B**, which was also confirmed by oxygen labeling experiments. The radical **B** was expelled into enol (**C**) and tautomerization to give desired β -keto sulfones.

Histidine catalyzed the vicinal oxysulfonylation of terminal alkynes with arylsulfinic acid sodium salts in aqueous media at room temperature to synthesize β -keto sulfones (Scheme 132).¹⁹⁶ A range of aryl acetylenes reacted well with sodium sulfinates to provide the desired β -keto sulfones in good to excellent yields; however, the electron-donating arylacetylenes have a slightly superior reactivity over electron-donating groups. Moreover, a variety sulfinate salts were smoothly coupled with phenylacetylene to afford the corresponding oxysulfonylated products in good yields. Further, a large-scale experiment (25 mmol) was also successfully performed with the same level outcome.

The Yadav group employed two independent methods for the direct radical sulfonylation of olefins with sodium sulfinates under aerobic conditions. $\text{K}_2\text{S}_2\text{O}_8$ mediated the oxysulfonylation between aryl alkenes and arylsulfinates; these substrates bearing various electron-donating or electron-withdrawing groups were well tolerated to provide a broad range of β -keto sulfones in moderate to high yields (Table 14A).¹⁹⁷ Next, the same group carried out the AgNO_3 -catalyzed aerobic oxysulfonylation of various aryl alkenes bearing electron-donating/withdrawing groups on the benzene ring with different arenesulfinate salts, leading to β -keto sulfones in good to high yields (Table 14B).¹⁹⁸ Both approaches were applied to internal alkenes and the desired β -keto sulfones obtained in decent yields. The major drawback of these protocols involved not covering aliphatic or alicyclic alkenes due to unstable alkyl radicals compared with benzyl radicals in aryl alkenes.

The Ponnappalli group demonstrated the Cu^{2+} -doped zeolitic imidazolate framework-8 ($\text{Cu}_{25\%}/\text{ZIF-8}$)-catalyzed oxysulfonylation and hydrosulfonylation of terminal alkynes with sulfinate salts in MeOH and MeCN, respectively (Scheme 133).¹⁹⁹ A range of substituted arylalkynes reacted with sodium benzenesulfinate and sodium *p*-toluenesulfinate to furnish β -keto sulfones in moderate to good yields. In contrast, the reaction performed in MeCN led to the formation of the corresponding vinyl sulfones with excellent *E*-selectivity in good to high yields. Notably, the catalyst was easily separated by centrifugation, washed with methanol, dried overnight at 100 °C and reused for five cycles without any significant effect on its catalytic activity.

The Jiang group elegantly reported the copper-catalyzed oxidative sulfonylation of oxime acetates with sodium sulfinates to

Table 14 Aerobic oxysulfonylation of arylalkenes with sodium arenesulfinates

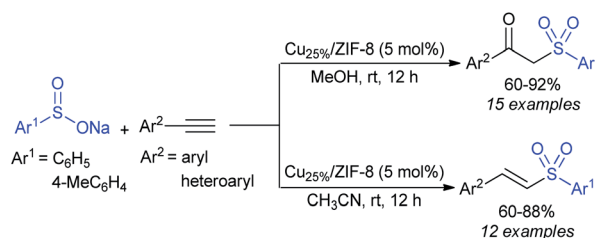
$\text{R}^1\text{-SO}_2\text{ONa} + \text{Ar-CH=CH-R}^2 \xrightarrow[\text{(Air)}]{\text{A: K}_2\text{S}_2\text{O}_8 (1.6 \text{ equiv}), \text{H}_2\text{O, rt, 18 h}}$

$\text{R}^1\text{-SO}_2\text{ONa} + \text{Ar-CH=CH-R}^2 \xrightarrow[\text{(Air)}]{\text{B: AgNO}_3 (20 \text{ mol\%}), \text{K}_2\text{S}_2\text{O}_8 (20 \text{ mol\%}), \text{H}_2\text{O, rt, 16 h}}$

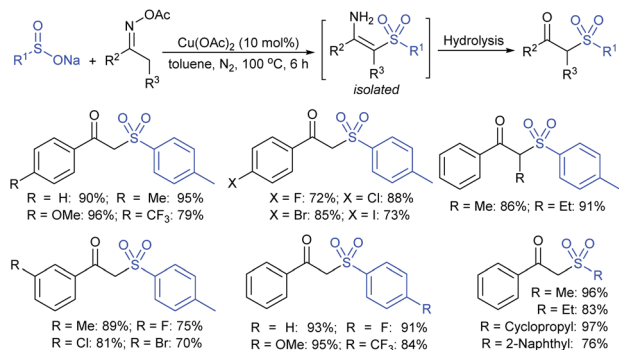
β -Keto sulfones	Method-A	Method-B
	Ar = C ₆ H ₅ : 94%	Ar = C ₆ H ₅ : 96%
	Ar = 4-BrC ₆ H ₄ : 88%	Ar = 4-BrC ₆ H ₄ : 88%
	R = H: 93%	R = H: 93%
	R = Me: 90%	R = Me: 87%
	R = OMe: 85%	R = OMe: 72%
	R = F: 79%	R = F: 75%
	R = Br: 81%	R = Br: 80%
	R = OMe: 82%	R = OMe: 86%
	R = Me: 87%	R = 85%
	R = OMe: 84%	R = OMe: 71%
	Ar = 2-naphthyl: 81%	Ar = 2-naphthyl: 82%
	Ar = 2-naphthyl: 76%	Ar = 2-naphthyl: 83%
	82%	79%

synthesize β -keto sulfone derivatives. In this process, oxime acetates served not only as a substrate but also as an oxidant. Various aromatic oxime acetates reacted smoothly with sodium *p*-tolylsulfinate to form the sulfonyl-vinylamine intermediate. Subsequent hydrolysis with HCl or AcOH of sulfonyl vinylamines produced β -keto sulfones in good to high yields (Scheme 134).²⁰⁰ Various *para*-substituted (F, Cl, Br, CF₃ or OMe), 2-chloro group on the benzene, 2-naphthyl-derived sulfinates, and aliphatic sulfinate salts were well participated and afforded the desired products in moderate to good yields. Unfortunately, alkyl oxime acetates were not suitable and did not undergo the hydrolysis process.

Jiang and co-workers proposed interesting mechanistic pathways to rationalize the observed results, as presented in



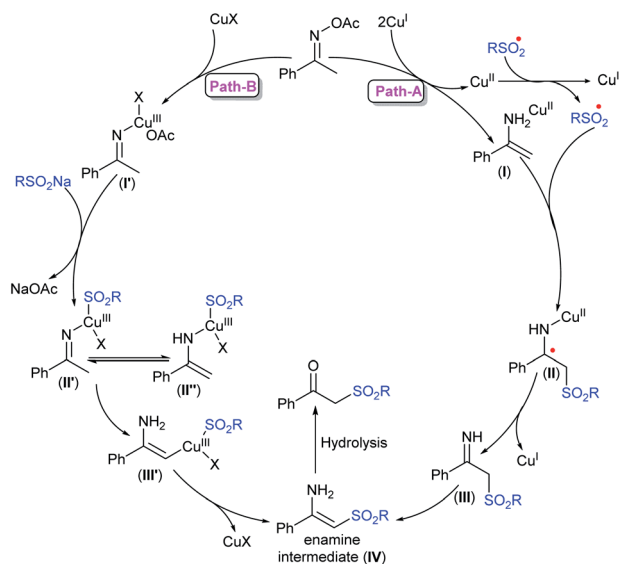
Scheme 133 $\text{Cu}_{25\%}/\text{ZIF-8}$ -catalyzed oxysulfonylation and hydrosulfonylation of terminal alkynes with sodium sulfinates.



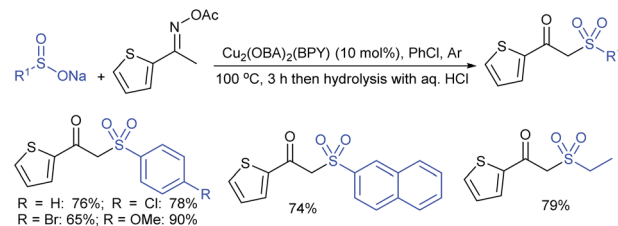
Scheme 134 Copper-catalyzed oxidative coupling of aryl oxime acetates and sodium sulfinates.

Scheme 135. Path-A involving the acetophenone oxime acetate was transformed into a copper enamide intermediate (**I**) by the copper catalyst. The sulfonyl free radical could be generated from the Cu^{II} species and sodium sulfinates. Further, the sulfonyl free-radical reacted with copper enamide (**I**) to give a free radical intermediate (**II**). By releasing Cu^I through the single-electron-transfer (SET) process it forms intermediate (**III**), which undergoes the tautomeric form of the reasonably stable enamine intermediate (**IV**). Alternatively, the path-B mechanism might involve organo-copper(III) species (**I'**-**III'**), firstly the oxidative addition allowed the generation of intermediate (**I'**). Subsequently, there was coordination with sodium sulfinates to give (**II'**) and the simultaneous release of NaOAc. The expected vinyl Cu^{III} species (**III'**) was obtained through tautomerization of the enamine intermediate (**IV**) generated from the reductive-elimination of **III'**. Finally, the hydrolysis of intermediate (**IV**) led to the corresponding β -keto sulfones.

In 2018, similar work from the Phan group was reported using metal-organic framework based Cu₂(OBA)₂(BPY),



Scheme 135 Plausible mechanistic pathways for the copper-catalyzed oxidative coupling of aryl oxime acetates and sodium sulfinates.

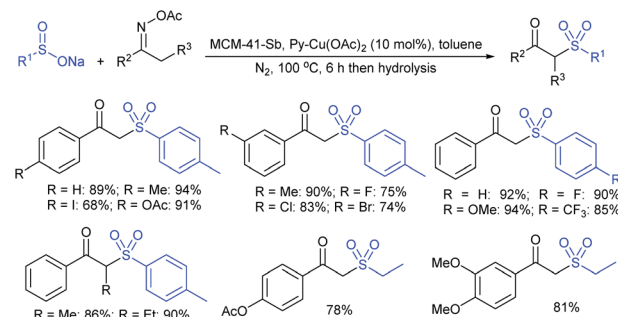


Scheme 136 Cu₂(OBA)₂(BPY)-catalyzed oxidative coupling of aryl oxime acetates and sodium sulfinates.

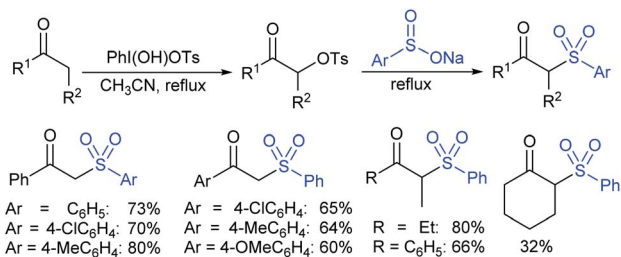
a recyclable heterogeneous catalyst for the oxidative-sulfonylation of a wide range of keto oxime acetates with sodium aryl and alkyl sulfinates to form β -sulfonyl vinylamines. The consequent hydrolysis of β -sulfonyl vinylamines with aqueous HCl produced a series of corresponding β -keto sulfones in 65–91% yields (Scheme 136).²⁰¹ The steric and electronic properties of the substituents on the benzene ring of both substrates showed limited effect. Noticeably, the Cu-MOF catalyst was reused ten times without a considerable effect in the catalytic efficiency.

Very recently, a similar oxidative coupling of oxime acetates with sodium sulfinates under the catalytic influence of MCM-41-supported Schiff base-pyridine bidentate copper(II) complex [MCM-41-Sb,Py-Cu(OAc)₂] as the heterogeneous catalyst (Scheme 137) was reported.²⁰² A range of oxime acetates also acted as an internal oxidant and effectively coupled with sodium *p*-tolylsulfinate with subsequent hydrolysis to afford the corresponding β -keto sulfones in good to excellent yields. A variety of aryl and alkyl sulfinates provided the desired β -keto sulfones in good to high yields. The electronic and steric nature of the substituents on the aromatic ring of the sodium benzenesulfinate substrate had limited influence. The heterogeneous copper catalyst can easily be prepared by a simple procedure and can be recovered by filtration of the reaction solution and recycled up to eight times with almost consistent activity.

In 2001, Xie and Chen developed a simple procedure for the synthesis of β -keto sulfones through α -tosyloxylation of ketones with [hydroxy(tosyloxy)iodo]benzene (HTIB) and the successive treatment with sodium sulfinates (Scheme 138).²⁰³ The reaction scope was widely applicable to aliphatic ketones, and several *para*-substituted aromatic ketones were successfully reacted



Scheme 137 MCM-41-Sb,Py-Cu(OAc)₂-catalyzed oxidative coupling of aryl oxime acetates and sodium sulfinates.

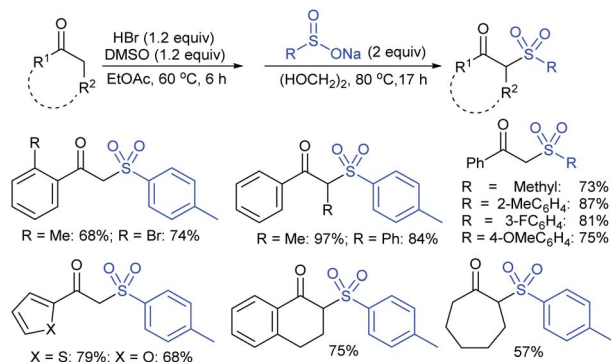


Scheme 138 α -Tosyloxylation of ketones with HTIB and sulfonylation using sodium sulfinates.

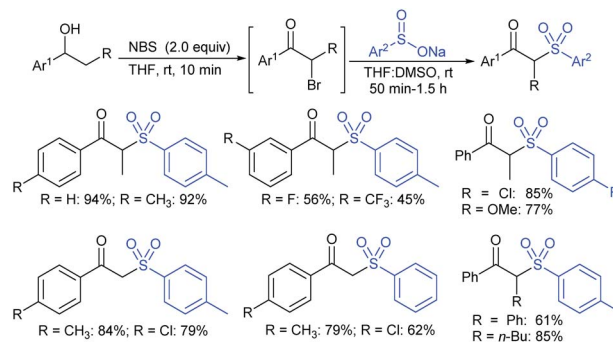
with three different arylsulfonates. Since there was a regioselectivity issue, it was not suitable for unsymmetrical aliphatic ketones.

In 2018, there was a similar report from the Tang group on the oxidative-sulfonylation of ketones with sodium sulfinates using the DMSO/HBr system to synthesize β -keto sulfones (Scheme 139).²⁰⁴ A variety of *ortho*-, *meta*- and *para*-substituted acetophenones were reacted with sodium *p*-toluenesulfonate, affording the expected β -keto sulfones in good to high yields. Additionally, propiophenone, 2-phenylacetophenone and 3,4-dihydro-naphthalen-1(2*H*)-one were used to provide the desired products in satisfactory yields. Heteroaromatic and alkyl ketones were also suitable and resulted in the formation of the related products in good yields. Subsequently, different substituted-arylsulfonates and sodium methanesulfinate were treated with acetophenone to target β -keto sulfones in good to high yields.

A mild and external oxidant-free protocol was disclosed by the Sekar group to synthesize β -keto sulfones from readily available secondary benzyl alcohols with sodium sulfinates. The successive oxidation and bromination of secondary benzyl alcohols with NBS to form α -bromoketones and subsequent nucleophilic displacement by sodium arenesulfonates led to β -keto sulfones (Scheme 140).²⁰⁵ A wide range of substituted secondary benzyl alcohols were explored with different *para*-substituted aromatic sulfonates to furnish the corresponding β -keto sulfones in good to high yields. The 2-Br and 4-NO₂ aryl-substituted secondary benzyl alcohols did not afford the desired products. The transformation was also efficient at a gram-scale reaction without any influence on the outcome.



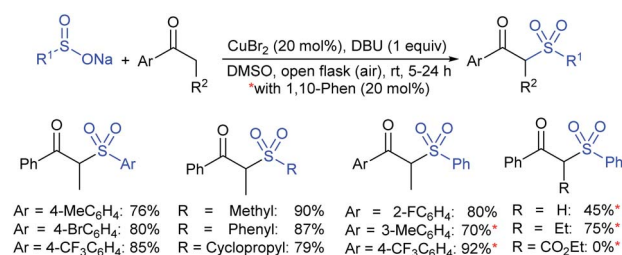
Scheme 139 DMSO/HBr-mediated oxidative-sulfonylation of ketones with sodium sulfinates.



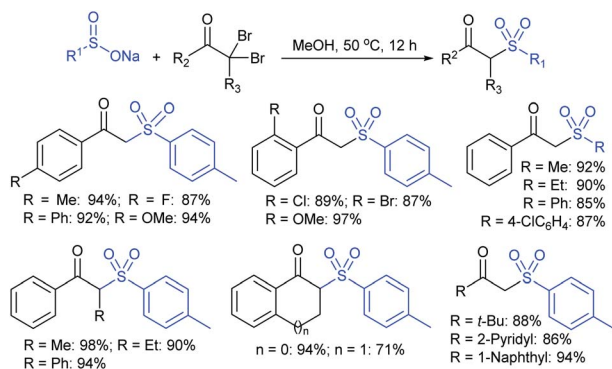
Scheme 140 NBS-mediated oxidative-sulfonylation of secondary benzyl alcohols with sodium sulfinates.

A convenient CuBr₂-catalyzed construction of α -alkyl- β -keto sulfones *via* C–H bond direct sulfonylation of aryl ketones and sodium sulfinates in the presence of 1,8-diazabicyclo[5.4.1]undec-7-ene (DBU) was developed (Scheme 141).²⁰⁶ Various aromatic and aliphatic sulfonates were conveniently reacted with propiophenone to give the corresponding α -methyl- β -keto sulfones in moderate to good yields. Subsequently, aryl ketones with electron-withdrawing and electron-donating substituents on benzene ring were well tolerated and afforded a wide range of β -keto sulfones in varied yields. Typically, *ortho*-, *meta*- and *para*-substituted propiophenones indicated that the transformation was not affected by the steric and electronic factors. It is worth noting that the use of 1,10-phenanthroline (20 mol%) was more suitable to obtain some of the analogs in high yields. Additionally, heteroaromatic ketones, *n*-butyrophenone and acetophenone also successfully led to the desired products. The low yield was obtained using α -tetralone; unfortunately, ethyl benzoyl acetate did not provide the product. Notably, a scale-up experiment also performed at 10 mmol proceeded smoothly without effect on the outcome.

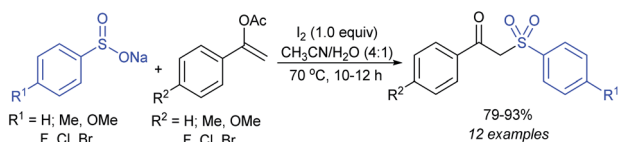
A catalyst-free tandem debromination/nucleophilic sulfonylation sequence of α,α -dibromo ketones with sodium sulfinates in methanol afforded β -keto sulfones. A variety of aromatic and aliphatic α,α -dibromo ketones were found to be suitable substrates to react with sodium *p*-tolylsulfonate to furnish widespread β -keto sulfones in good to high yields (Scheme 142).²⁰⁷ Acyclic dibromo ketones and cyclic substrates also led to the tosylated products. Besides sodium *p*-tolylsulfonate, other aryl sulfonates bearing fluoro- and chloro-substituents, as well



Scheme 141 Tandem debromination/sulfonylation of α,α -dibromo ketones with sodium sulfinates.



Scheme 142 Tandem debromination/sulfonylation of α,α -dibromo ketones with sodium sulfonates.

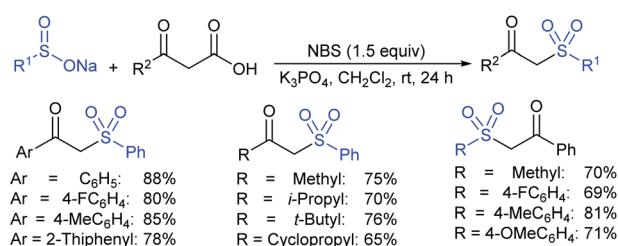


Scheme 143 I₂-mediated oxidative coupling of enol acetates and sodium sulfonates.

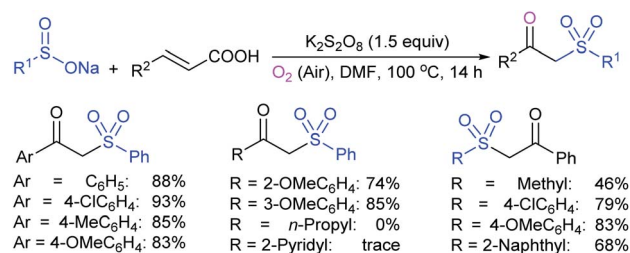
as sodium methanesulfinate were successfully employed to produce the desired products in good yields.

In 2016, a metal-free protocol was reported for the direct sulfonylation of enol acetates with sodium sulfonates using molecular iodine as an oxidizing reagent. Yadav and co-workers²⁰⁸ prepared different *para*-substituted β -keto sulfones in satisfactory (79–93%) yields from aryl enol acetates, and arylsulfonates bearing functional groups (methyl, methoxy, fluoro, chloro and bromo groups) were well tolerated in the present protocol (Scheme 143). The aliphatic enol acetates did not work to produce the desired β -keto sulfones.

Zou and co-workers employed NBS (*N*-bromosuccinimide)-promoted decarboxylative-sulfonylation of β -keto acids with sodium sulfonates under mild conditions.²⁰⁹ A broad substrate scope of aromatic β -keto acids as well as arylsulfonates were effectively coupled and furnished a wide range of β -keto sulfones in moderate to high yields (Scheme 144). Furthermore, aliphatic-substituted β -keto acids showed relatively low reactivity and the less reactive sodium methanesulfinate was also a suitable substrate. All these β -keto sulfones were probed for the inhibitory effect against CES1 and some of them showed promising results.



Scheme 144 NBS-promoted decarboxylative sulfonylation of β -keto acids with sodium sulfonates.

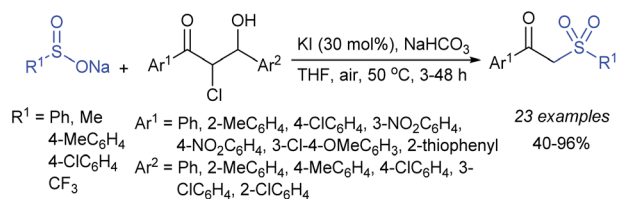


Scheme 145 K₂S₂O₈-mediated decarboxylative sulfonylation of cinnamic acids and sodium sulfonates.

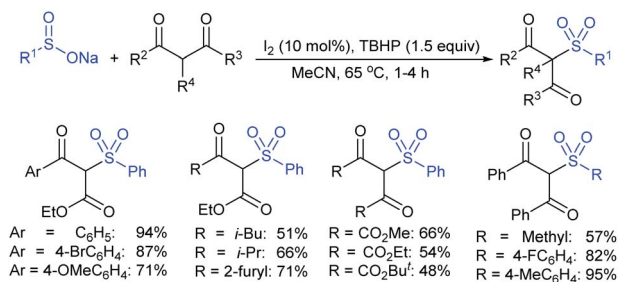
K₂S₂O₈ mediated the decarboxylative sulfonylation of cinnamic acids and sodium sulfonates for synthesizing β -keto sulfones under atmospheric oxygen (Scheme 145).²¹⁰ The aerobic oxidative decarboxylative coupling of various phenyl-substituted cinnamic acids were readily reacted with sodium benzenesulfinate to produce the desired sulfones in good to high yields. The 3-(pyridin-2-yl)acrylic acid and hex-2-enoic acid were not suitable substrates for this protocol. Moreover, different substitutions on the benzene ring-derived arylsulfonates and methanesulfinate were suitable for producing the desired β -keto sulfones in good yields. The product was formed in traces in the presence of TEMPO (2 equiv.) under standard conditions, suggested a radical pathway. The reaction was performed under a N₂ atmosphere instead of oxygen and no product was detected. The oxygen atoms in the obtained products originated from atmospheric oxygen, which was further confirmed by isotopic labeling experiments.

Li *et al.* described a metal-free protocol of unstrained Csp³-Csp³ bond cleavage of chlorohydrins under the catalytic influence of KI and NaHCO₃ in THF. A wide range of α -chloro- β -hydroxy ketones underwent bond breaking and sulfonylation with various 4-substituted benzenesulfonates and MeSO₂Na to afford β -keto sulfones in satisfactory yields (Scheme 146).²¹¹ Unfortunately, trifluoromethane sulfonylation failed on using CF₃-SO₂Na, probably due to its lower nucleophilicity. The practicality of the methodology was also promptly established on the gram-scale without an apparent effect on the yield. Essentially, the sealed tube reaction was sluggish, indicating that the reaction could be an aerobic phenomenon. Next, the TEMPO control experiment suggested that a radical pathway might not be involved.

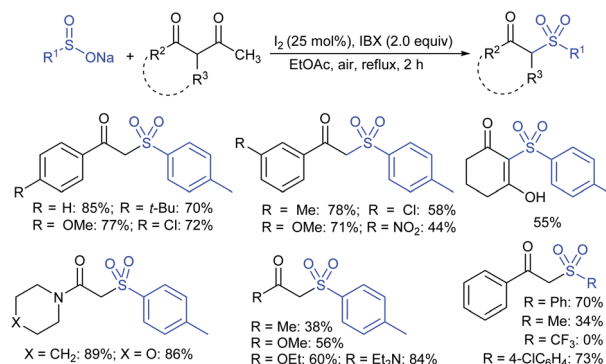
The Gao and Chang group disclosed that I₂ catalyzed the direct C–H sulfonylation of β -dicarbonyl compounds with



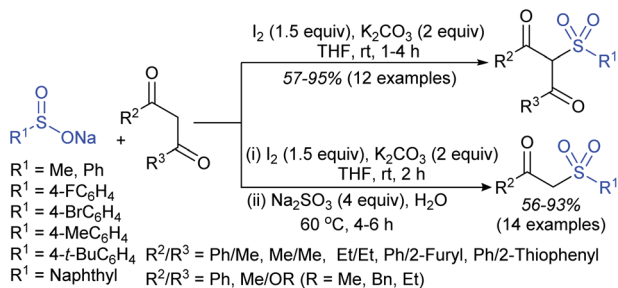
Scheme 146 KI-mediated oxidative cleavage-sulfonylation of chlorohydrins and sodium sulfonates.



Scheme 147 Iodine-catalyzed oxidative sulfonation reaction of 1,3-dicarbonyl compounds with sodium sulfonates.



Scheme 149 Iodine-catalyzed deacylative sulfonation reaction of 1,3-dicarbonyl compounds with sodium sulfonates.



Scheme 148 I₂-mediated sulfonation of 1,3-diketones and β-keto esters with sodium sulfonates.

sodium sulfonates under TBHP oxidative conditions (Scheme 147).²¹² A series of β-dicarbonyl compounds readily coupled with sodium benzenesulfinate to give the corresponding β-dicarbonyl sulfones in good to high yields. Moreover, the aliphatic β-keto esters and β-diester were also oxysulfonylated to give the desired sulfone products in moderate yields. Besides, the sulfonation of β-diketones with different kinds of aromatic and methyl sulfonates was also suited to provide the β-diketo sulfones in high yields. In the absence of sodium sulfonates, the α-iodinated ester was quickly detected, which was treated with PhSO₂Na and gave the desired product in high yield.

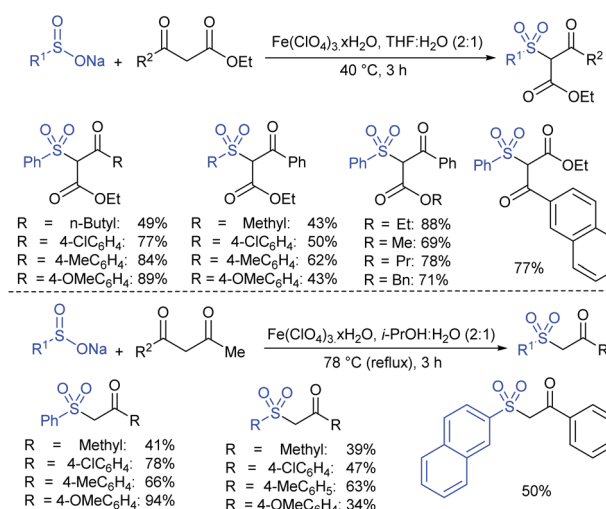
Gao *et al.* developed the I₂-mediated sulfonation of 1,3-diketones and β-keto esters with various sodium arenesulfonates and methanesulfinate to furnish the desired β-dicarbonyl sulfones in 57–95% yields (Scheme 148).²¹³ The subsequent extension to the synthesis of a series of β-keto sulfones in 56–93% yield through the I₂/Na₂SO₃-mediated deacylative-sulfonation of 1,3-diketones and β-keto esters with aromatic and aliphatic sulfonates. The deacylative C–C bond cleavage process was also separately verified as being from β-dicarbonyl sulfone by treatment with Na₂SO₃ to obtain corresponding β-keto sulfone in quantitative yield.

Subsequently, a combination of *o*-iodoxybenzoic acid (IBX) and a catalytic amount of iodine promoted the deacylative sulfonation reaction of 1,3-dicarbonyl compounds with sodium sulfonates to yield β-keto sulfones. A series of 1,3-dicarbonyl compounds, including 1,3-diketones, β-keto esters, and β-keto amides efficiently reacted with sodium *p*-toluenesulfinate and gave the corresponding β-keto sulfones in good to high yields (Scheme 149).²¹⁴ Furthermore, the deacylative sulfonation was evaluated utilizing benzoyl acetone with varied aryl and methyl

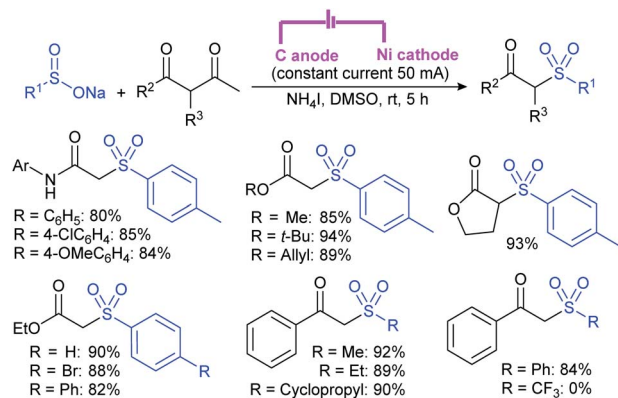
sulfonates to furnish the corresponding products in satisfactory yields. Sodium trifluoromethanesulfinate was found to not be a suitable substrate for this transformation.

The Terent'ev group examined the dramatic influence of the solvent and temperature for the regulated selective sulfonation of β-ketoesters with sodium sulfonates in the presence of iron(III) salts (Scheme 150).²¹⁵ Direct oxidative sulfonation of different β-ketoesters with various aryl-substituted sulfonates in THF : H₂O (2 : 1) at 40 °C led to a series of α-sulfonyl β-ketoesters in good to high yields. The successive deacylative-sulfonation of aliphatic and aromatic dicarbonyl compounds with a range of sodium sulfonates in *i*-PrOH : H₂O (2 : 1) under reflux (78 °C) resulted in the formation of different β-keto sulfones in satisfactory yields. Also, sodium methanesulfinate was successfully coupled to obtain the desired methyl sulfonylated product in moderate yield. The developed process involved sulfonyl radical generation *via* the single-electron oxidation of sodium sulfinate due to the dramatic influence of the Fe(III)-catalyst, the solvent, and the reaction temperature on the product formation.

Yuan and workers described an efficient electrochemical synthesis of β-keto sulfones from 1,3-dicarbonyl compounds



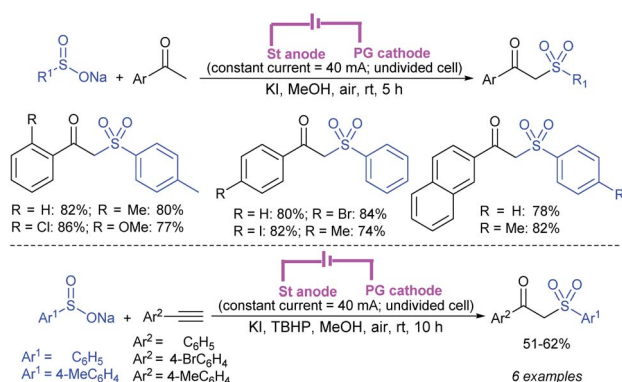
Scheme 150 Fe(ClO₄)₃-mediated oxidative direct sulfonation of β-ketoesters with sodium sulfonates.



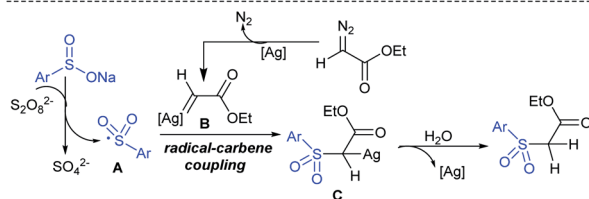
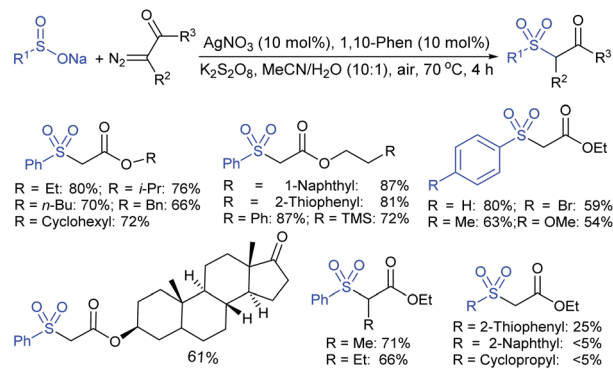
Scheme 151 Electrochemical synthesis of β -keto sulfones from 1,3-dicarbonyl compounds with sodium sulfonates.

through deacylative sulfonylation under ammonium iodide as the supporting electrolyte in DMSO (Scheme 151).²¹⁶ The present electrochemical sulfonylation is widely applicable to 3-oxobutanoates, β -keto amides and 1,3-butanediones and gave the corresponding β -keto sulfones in good to high yields. Further, various aryl and alkyl sulfonates reacted with ethyl 3-oxobutanoate and phenylbutane-1,3-dione to give β -oxo sulfones in good yields. Unfortunately, the sodium trifluoromethanesulfonate ($\text{F}_3\text{CSO}_2\text{Na}$) substrate was not well-matched in this transformation. According to control experiments, it was inferred that the *in situ* electrogenerated I_2 played a vital role in this transformation.

Very recently, Yavari and Shaabanzadeh reported an electrochemical synthesis of β -keto sulfones *via* sulfonylation of aryl methyl ketones or aryl acetylenes with sodium sulfonates (Scheme 152).²¹⁷ It is worth noting that, potassium iodide played the dual role of an oxidant and supporting electrolyte in the reaction. A variety of acetophenone derivatives bearing *ortho* and *para*-substituents were smoothly coupled with sodium *p*-toluenesulfonate and sodium benzenesulfonate provided a series of β -keto sulfones in moderate to good yields. The 2-acetylpyridine, 4'-nitroacetophenone, and sodium methanesulfonate were found to be ineffective under this electrochemical process. Next, aryl alkynes, such as phenyl-acetylene,



Scheme 152 Electrochemical sulfonylation of aryl methyl ketones or aryl acetylenes with sodium sulfonates.

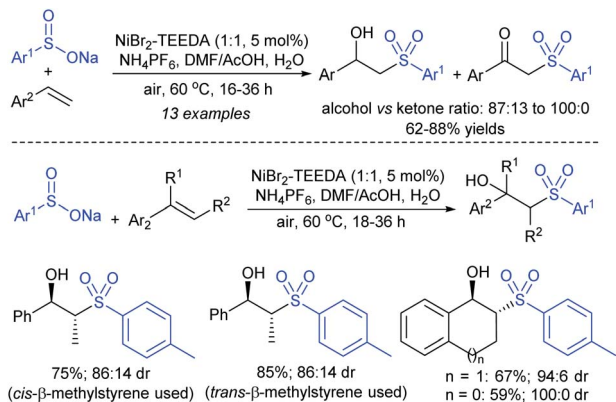


Scheme 153 AgNO_3 -catalyzed radical-carbene coupling of α -diazo carbonyl compounds with sodium sulfonates and the proposed reaction mechanism.

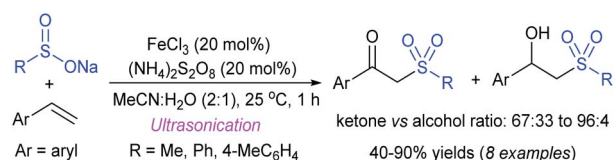
4-bromophenylacetylene, and 4-ethynyltoluene were also utilized to produce β -keto sulfones in 51–62% yields. The electrochemical synthesis of β -keto sulfones at a gram-scale (10 mmol) showed practical application for the process.

A combination of $\text{AgNO}_3/1,10\text{-phen}$ -catalyzed radical-carbene coupling of α -diazo carbonyl compounds with sodium sulfonates in the presence of $\text{K}_2\text{S}_2\text{O}_8$ as an oxidant to yield β -keto arylsulfones was described by Wan and co-workers (Scheme 153).²¹⁸ A variety of α -diazo carbonyl compounds were well tolerated by sodium benzenesulfonate, leading to the corresponding β -keto phenylsulfones in moderate to high yields. Next, an epiandrosterone-derived diazo ester was utilized as the substrate to furnish the target product in satisfactory yield. Both electron-withdrawing and electron-donating groups bearing arylsulfonates were well compatible to access the corresponding β -carbonyl arylsulfones in moderate to good yields. The 2-thiophenylsulfonate showed low efficiency, and unfortunately, 2-naphthyl and cyclopropyl-derived sulfonates were challenging substrates for this transformation. Further, the scalable-reaction was performed on 10 mmol and the parent product obtained in the same level yield. The authors also proposed an acceptable mechanism as shown in Scheme 153. $\text{K}_2\text{S}_2\text{O}_8$ promoted the single electron transfer oxidation of sodium sulfinate and produced the corresponding sulfonyl radical **A**. The silver carbene intermediate **B** was obtained from α -diazo carbonyl compounds with AgNO_3 . The radical-carbene coupling between **A** and **B** facilitated the formation of intermediate **C**. Finally, the protonolysis of **C** gave the desired β -carbonyl arylsulfones.

3.4.7. β -Hydroxy sulfones. In 2015, Taniguchi reported the nickel-catalyzed hydroxyl-sulfonylation of alkenes using sodium sulfonates under the air atmosphere. Various terminal aryl alkenes with different sodium arenesulfonates were reacted under the catalytic influence of the $\text{NiBr}_2\text{-TEEDA}$ system and the β -hydroxysulfones were obtained in high yields along with



Scheme 154 Electrochemical oxysulfonylation of alkenes using sodium sulfinate salts.

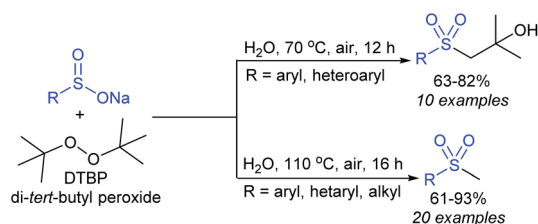


Scheme 155 FeCl₃-catalyzed oxysulfonylation of alkenes using sodium sulfinate salts.

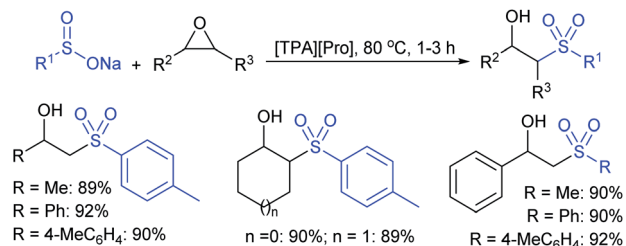
minor β -keto sulfones (Scheme 154).²¹⁹ Similarly, internal alkenes, *cis*- and *trans*- β -methylstyrenes, and cyclic alkenes gave the desired products in good yields with high diastereomeric mixtures. Unfortunately, the use of 2-vinyl-pyridine and 4-octene could not be promoted in the oxysulfonylation.

FeCl₃-catalyzed the aerobic oxysulfonylation of different alkenes using sodium salts under ultra-sonication irradiation in a short reaction time to provide a mixture of β -keto sulfones and β -hydroxy sulfones in good yields (Scheme 155).²²⁰ Mostly, the 4-substituted aromatic alkenes worked well with sodium aryl/alkyl sulfinate and the use of *trans*-stilbene led to a complex mixture. In the case of α -methylstyrene, β -hydroxy sulfone was formed exclusively in a 90% yield.

A facile and straightforward protocol was developed to synthesize hydroxy sulfones and aryl methyl sulfones in aqueous conditions without any reagents, additives, and catalysts (Scheme 156). The Yuan group²²¹ employed the radical sulfonation of di-*tert*-butyl peroxide (DTBP) with aryl and heteroaryl sulfonates at 70 °C and obtained a variety of β -hydroxy sulfones in 63–82% yields. A series of aryl methyl sulfones were



Scheme 156 Radical sulfonation of di-*tert*-butyl peroxide (DTBP) with sodium sulfinate salts.

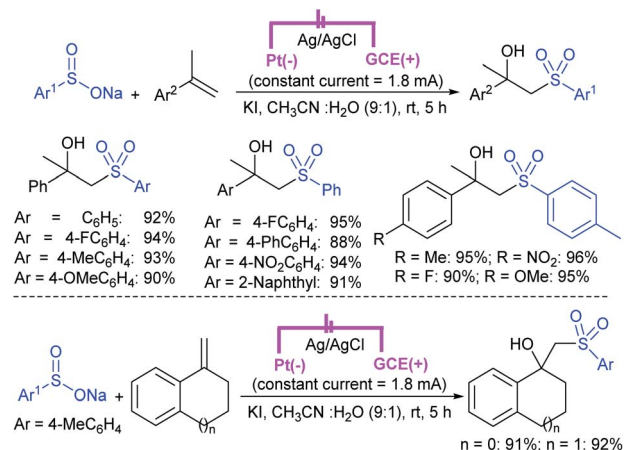


Scheme 157 Nucleophilic sulfonylation and Ru-catalyzed asymmetric reduction of terminal alkynes with sodium sulfinate salts.

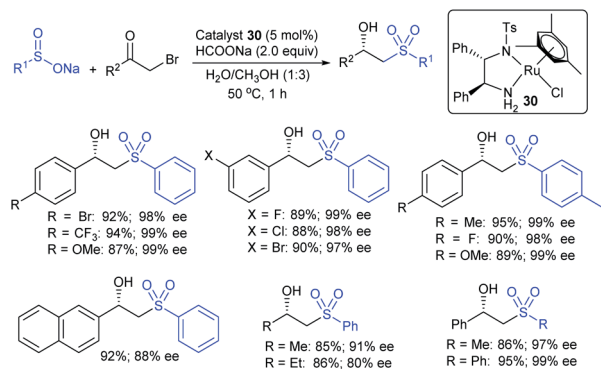
easily furnished in 61–93% isolated yields from the corresponding aryl, heteroaryl and alkylsulfonates at 110 °C under similar aerobic conditions.

A convenient ring-opening of epoxides occurred with sodium sulfonates using ionic liquid, tetrapropyl ammonium hydroxide and L-proline [TPA][Pro] in aqueous medium at 80 °C for the synthesis of β -hydroxy sulfones (Scheme 157).²²² Venkateswarlu and co-workers showed the reasonable generality for the regioselective sulfonylation of various mono- and di-substituted epoxides with different sodium aryl and alkyl sulfonates to give the corresponding β -hydroxy sulfones in good to high yields.

A vicinal electrochemical sulfonylation was established by Chen, Chang, and co-workers to synthesize β -hydroxy sulfones from α -methylstyrenes with sodium sulfonates using KI as a supporting electrolyte (Scheme 158).²²³ A variety of functionalized α -methylstyrenes reacted satisfactorily with different aromatic sulfonates bearing electron-withdrawing and electron-donating groups to give a broad range of desired β -hydroxy sulfones in good to high yields. Additionally, the aerobic electrochemical oxysulfonylation of cyclic alkenes occurred conveniently with sodium *p*-toluenesulfonate to form desired β -hydroxy sulfones in high yields. The authors explained that the role of the *glassy carbon electrode* (GCE) was to oxidize iodine ions to form I₂, which produced the corresponding sulfonyl iodide. This intermediate decomposed to form a sulfonyl radical and iodine radical, which regenerated iodine to complete the electrochemical process.



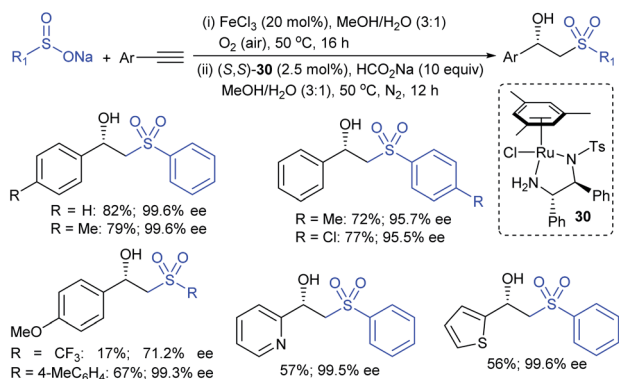
Scheme 158 Electrochemical oxysulfonylation of alkenes using sodium sulfinate salts.



Scheme 159 Nucleophilic sulfonylation and Ru-catalyzed asymmetric reduction of terminal alkynes with sodium sulfinates.

In 2014, the Cheng and Liu group competently described a one-pot nucleophilic sulfonylation of α -bromo ketones and sodium sulfinates, followed by (*S,S*)-Ru-catalyzed (**30**) asymmetric transfer hydrogenation using HCO₂Na as a hydrogen source, providing enantiomerically enriched β -hydroxy sulfones. Sodium benzenesulfinate was quickly sulfonylated with a range of α -bromoacetophenones bearing electron-donating or electron-withdrawing substituents and provided a variety of optically active β -hydroxy sulfones in good to high yields and excellent enantioselectivities (Scheme 159).²²⁴ Encouraged by these results, the authors utilized aliphatic α -bromoketones that were also able to furnish the desired products in good yields with slightly reduced enantioselectivities. Additionally, sodium *p*-toluenesulfinate and sodium methanesulfinate successfully produced related products with high yields and enantioselectivities. Almost the same level of results was observed, even lowering the catalyst loading (2 mol%) in the one-pot reductive-sulfonylation.

In 2019, the Zhou group successfully investigated the one-pot synthesis of chiral β -hydroxy sulfones *via* a FeCl₃-catalyzed aerobic oxysulfonylation of terminal alkynes with sodium sulfinates in MeOH/H₂O (3 : 1) at 50 °C to generate β -keto sulfones. Subsequently, reduction was carried out using (*S,S*)-Ru-catalyzed (**30**) asymmetric transfer hydrogenation with



Scheme 160 Ru-catalyzed asymmetric reduction of terminal alkynes with sodium sulfinates.

HCO₂Na as a hydrogen source in a one-pot operation (Scheme 160).²²⁵ A variety of enantiomerically enriched β -hydroxy sulfones were obtained in low to good yields and up to 99.9% ee values using a wide range of aryl alkynes and different sodium arylsulfonates. However, the sodium trifluoromethanesulfinate afforded the β -hydroxy sulfone in only 17% yield and 71.2% ee. This successive oxysulfonylation-reductive operation was demonstrated on the gram-scale (2.04 g with 98.7% ee) to synthesize the corresponding β -hydroxy sulfone with only 2 mol% catalyst loadings.

3.4.8. DiAryl/aryl-heteroaryl sulfones. In 1989, Ulman and Urankar recognized the metal-free cross-coupling of 4-fluorobenzaldehyde with sodium sulfinates (MeSO₂Na and PhSO₂Na) in dry DMSO at 100 °C to yield the corresponding diaryl sulfones.²²⁶ Later in 1995, Suzuki and Abe reported that stoichiometric CuI (1.5 equiv.) was utilized to couple aryl iodides with aryl sulfinates (PhSO₂Na and 4-MeC₆H₄SO₂Na; 1.6 equiv.) in DMF at 110 °C to obtain diaryl sulfones in moderate yields.²²⁷ In 2002, Baskin and Wang successfully employed Cu(OTf)₂/N,N'-dimethylethylenediamine (DMEDA-31)-catalyzed coupling of a variety of aryl and heteroaryl iodides bearing different functional groups with sodium sulfinates (MeSO₂Na; PhSO₂Na and 4-MeC₆H₄SO₂Na) in DMSO at 120 °C to form various aryl sulfones in moderate to high yields (Table 15; *entry-1*).²²⁸ The protocol was further extended to aryl bromides; 1-bromonaphthalene was slowly reacted with MeSO₂Na to give the desired methyl aryl sulfone in only a 24% yield. At the same time, Cacchi and co-workers utilized the Pd₂(dba)₃ (2.5 mol%)/Xantphos (5 mol%) catalytic system to couple aryl iodides with sodium arenesulfonates in the presence of Cs₂CO₃ and *n*-Bu₄NCl in toluene at 80 °C, and afforded unsymmetrical diaryl sulfones in high yields (Table 15; *entry-2*).²²⁹ Many *para*-substituted neutral, electron-rich, and electron-poor aryl iodides were rapidly reacted as compared with *meta*-substituted aryl iodides, whereas *ortho*-substituted aryl iodides were completely hampered.

Zhu and Ma described the CuI/*L*-proline sodium salt-catalyzed reaction of aryl and heteroaryl iodides that were readily coupled with MeSO₂Na and PhSO₂Na at 80–95 °C in DMSO to give the corresponding diaryl sulfones in good to high yields (Table 15; *entry-3*).²³⁰ The aryl iodides bearing a wide range of functional groups, including hydroxyl, amino, acetanilide, ketone, ester, nitrile groups, were compatible. Notably, various aryl bromides were also accommodated; however, those with electron-rich groups showed better reactivity than those with electron-deficient groups. Maloney *et al.* reported that a series of electron-deficient chloropyridines were successfully coupled with sodium sulfinates in the presence of a catalytic amount TBACl in DMAc (*N,N*-dimethylacetamide) at 100 °C, affording an array of sulfonylated pyridines in good to high yields (Table 15; *entry-4*).²³¹ This metal-free sulfonylation was extended to iodo-, bromo- and triflate-derived pyridines and worked equally well, and the desired products were obtained in good to high yields. The authors stated that the role of TBACl in the *in situ* formation of *n*-Bu₄NSO₂Tol was to impart a significant rate acceleration. Similarly, Yuan and Guo revealed the CuCl-catalyzed coupling of electron-deficient aryl chlorides and

Table 15 Synthesis of diaryl/aryl-heteroaryl sulfones from aryl(heteroaryl)halides with sodium sulfonates

Entry	Representative illustration of the synthesis of aryl sulfones	Range of yield	Ref.
1	$\text{R-SO}_2\text{ONa} + (\text{Het})\text{Ar-X} \xrightarrow[\text{10 mol\% DMEDA (31), 110 }^\circ\text{C, 20 h}]{\text{5 mol\% (CuOTf)}_2\cdot\text{PhH, DMSO}}$ <p>R = Aryl, Me X = I, Br</p>	27–96% (X = I) 24% (X = Br)	228
2	$\text{R-SO}_2\text{ONa} + \text{Ar-I} \xrightarrow[\text{Cs}_2\text{CO}_3, n\text{-Bu}_4\text{NCl, toluene, 80 }^\circ\text{C, 1-24 h}]{\text{Pd}_2(\text{dba})_3 (2.5 \text{ mol\%}), \text{Xantphos} (5 \text{ mol\%})}$ <p>R = Aryl</p>	46–96%	229
3	$\text{R-SO}_2\text{ONa} + (\text{Het})\text{Ar-X} \xrightarrow[\text{DMSO, 80-95 }^\circ\text{C, Ar, 24 h}]{\text{CuI} (10 \text{ mol\%}), \text{Na-L-Proline} (20 \text{ mol\%})}$ <p>R = Aryl, Me X = I, Br</p>	55–93% (X = I) 46–89% (X = Br)	230
4	$\text{R-SO}_2\text{ONa} + \text{Pyridine-X} \xrightarrow[\text{DMAc, 100 }^\circ\text{C, 24 h}]{\text{TBACl} (0.3 \text{ equiv}), \text{HCl} (1 \text{ equiv})}$ <p>R = aryl, alkyl X = I, Br, Cl, OTf</p>	81–98% (X = Cl) 82% (X = Br) 91% (X = I) 75% (X = OTf)	231
5	$\text{R-SO}_2\text{ONa} + \text{Benzene-X} \xrightarrow[\text{NMP, MW, 5-30 min}]{\text{10 mol\% CuCl, 10 mol\% quinolone}}$ <p>R = aryl, alkyl X = I, Br, Cl; Y = C, N</p>	60–92% (X = Cl) 75–85% (X = Br) 50% (X = I)	232
6	$\text{R-SO}_2\text{ONa} + \text{Heterocycle-X} \xrightarrow[\text{(Z = CH, N; Y = S, O, NH)}]{\text{DMSO, 110 }^\circ\text{C, 10-20 h}}$ <p>R = aryl, alkyl X = Cl, Br, NO₂</p>	40–96% (X = Cl) 38–98% (X = Br) 55% (X = NO ₂)	233
7	$\text{R-SO}_2\text{ONa} + \text{Ar-X} \xrightarrow[\text{KOAc (2 equiv), DMSO/H}_2\text{O, 100 }^\circ\text{C, air, 48 h}]{\text{CuI} (10 \text{ mol\%}), \text{D-glucosamine} (20 \text{ mol\%})}$ <p>R = hetaryl alkyl X = I, Br</p>	75–97% (X = I) 72% (X = Br)	234
8	$\text{R-SO}_2\text{ONa} + \text{Ar-X} \xrightarrow[\text{DMSO-H}_2\text{O, 120 }^\circ\text{C, air, 48 h}]{\text{Chitosan@Cu(OAc)}_2, (10 \text{ mol\%}), \text{KOAc} (2 \text{ equiv})}$ <p>R = aryl, alkyl X = I, Br</p>	65–95% (X = I) 60–72% (X = Br)	235
9	$\text{R-SO}_2\text{ONa} + \text{Fluorinated-Ar-X} \xrightarrow[\text{(Y = C-EWG, N)}]{\text{rt, 2-72 h}}$ <p>R = aryl, alkyl</p>	50–94%	236
10	$\text{R-SO}_2\text{ONa} + \text{Ar-X} \xrightarrow[\text{K}_2\text{CO}_3 (2 \text{ equiv}), \text{DMSO, 110 }^\circ\text{C, air, 2 h}]{\text{Cu(OAc)}_2 (1 \text{ mol\%}), \text{DMEDA (31), 2 mol\%}}$ <p>R = (het)aryl alkyl X = I, Br</p>	64–96% (X = I) 47% (X = Br)	237
11	$\text{R-SO}_2\text{ONa} + (\text{Het})\text{Ar-X} \xrightarrow[\text{X = I: 0.5-5 mol\%, rt-50 }^\circ\text{C}]{\text{CuI-DMPHPC 32} (0.5-5 \text{ mol\%}), \text{K}_3\text{PO}_4, \text{DMSO, 24 h}}$ <p>R = (het)aryl alkyl X = Br: 2-5 mol\%, 90-100 }^\circ\text{C}</p>	42–98% (X = I) 29–98% (X = Br)	238
12	$\text{R-SO}_2\text{ONa} + \text{Pyridine-X} \xrightarrow[\text{DMSO/H}_2\text{O (3:1), 140 }^\circ\text{C, 20 h}]{\text{FeCl}_3 (1 \text{ mol\%}), n\text{Bu}_4\text{NCl} (0.15 \text{ equiv})}$ <p>R = (het)aryl alkyl X = I, Br, Cl, F</p>	27–89% (X = I) 26–79% (X = Br) 66% (X = Cl) 12% (X = F)	239

Table 15 (Contd.)

Entry	Representative illustration of the synthesis of aryl sulfones	Range of yield	Ref.
13		50–90% (X = I) 32–94% (X = Br) 35–43% (X = Cl)	240
14		14–89%	241
15		44–86% (X = I) 33–83% (X = Br)	242
16		32–95%	243
17		21–86% (X = I) 41–93% (X = Br) 46% (X = Cl)	244
18		52–99% (X = I) 71–97% (X = Br) 62–99% (X = Cl) 89% (X = F)	245

DMEDA 31

DMPHPC 32

Ir-PC-33 (Photocatalyst)

dtbbpy 34

NHC-35

RockPhos (36)

chloropyridines with aryl and alkyl sulfonates under microwave irradiation within 3–30 min and delivered a broad range of unsymmetrical diaryl sulfones and aryl–alkyl sulfones in moderate to high yields (Table 15; *entry-5*).²³² Moreover, 2-halothiophene derivatives were also well-tolerated in this coupling process.

Chen, Yu and co-workers disclosed transition metal-free sulfonylation *via* an S_NAr reaction of five-membered haloheterocycles in DMSO at 110 °C. Widespread halo/nitro-thiophene derivatives were smoothly sulfonylated with different aryl/alkyl sulfonates to furnish aryl-thiophenyl sulfones in low to good yields (Table 15; *entry-6*).²³³ It is noted that chlorothiophene delivered the product with the same high yield as compared with bromothiophene. Additionally, 2-bromofuran, 2/3-bromoindoles, 2-bromothiazole, 2-halobenzothiazoles, 2-bromo-*N*-methyl-imidazole and 8-bromo-caffein were efficiently converted into the corresponding sulfones. However, 2-bromo/2-nitro-thiophene, 5-chloro-*N*-methylimidazole and 2-chlorobenzoxazole remained as challenging substrates.

Zhang and co-workers also employed CuI-catalyzed coupling between various aryl iodides and aryl/alkyl sulfonates under the

influence of *D*-glucosamine as a green ligand, and provided a variety of unsymmetrical aryl sulfones in good to high yields (Table 15; *entry-7*).²³⁴ Bromobenzene also participated at elevated temperature (120 °C) and longer reaction time than aryl iodides. Along the same lines, a chitosan-supported copper catalyst for the synthesis of aryl and alkyl sulfones from aryl halides with both aryl and alkyl sulfonates was presented by the same group (Table 15; *entry-8*).²³⁵ Less reactive aryl bromides worked well at higher reaction temperature (140 °C) and prolonged time. In particular, the chitosan@copper catalyst was recycled and reused five times without significant loss of catalytic activity. A concise route for the synthesis of the marketed drug zolimidine (antiulcer) was also successfully achieved.

The Handa group described the proline-based surfactant FI-750-M for the selective nucleophilic aromatic substitution of polyfluoro-(hetero)arenes by sodium sulfinate salts in water under nanomicelles with different binding sites (Table 15; *entry-9*).²³⁶ A variety of tetrafluoroarenes and tetrafluoropyridines were smoothly sulfonylated with a range of functionalized

sulfinates bearing electronically different systems, which led to polyfluoroaryl(heteroaryl)sulfones in good to high yields. Cu/DMPHPC (4-hydroxy-L-proline-derived 2,6-dimethyl-aniline amide; **32**) is an efficient catalytic system for the coupling of (hetero)aryl halides with sodium sulfinates (Table 15; *entry-10*).²³⁷ Remarkably, low catalyst loadings (0.5 to 5 mol%) and moderate reaction temperatures were used to synthesize a wide range of (hetero)aryl sulfones in good to high yields. As a result, a large number of substituted aryl(hetero) bromides were coupled smoothly with MeSO₂Na and PhSO₂Na at 90–100 °C. Additionally, several aryl and heteroaryl iodides are well compatible under mild conditions. Ge *et al.*, developed an efficient catalytic system using Cu(OAc)₂ (1 mol%)/DMEDA (**31**, 2 mol%) for the coupling of various substituted aryl iodides with a few aryl and alkyl sulfinate salts at 110 °C and obtained moderate to high yields of aryl sulfones (Table 15; *entry-11*).²³⁸ Although the catalytic amount was substantially reduced, unfortunately, the aryl bromide (bromobenzene) reacted poorly with benzenesulfinate as compared with iodobenzene. Iron-catalyzed sulfonylation occurred *via* the S_NAr reaction of halopyridines with sodium sulfinates to provide pyridyl aryl sulfones. A variety of 2-halopyridines (F, Cl, Br, and I) were compatible with sodium *p*-toluenesulfinate; however, 2-bromo- or 2-iodopyridines gave better yields (Table 15; *entry-12*).²³⁹ The study of methyl-substitution at various positions of 2-halopyridines had no significant influence on the outcome. Although both 2-bromo- and 2-iodopyridines were sulfonylated with a wide range of arenesulfinates, 2-iodopyridines gave better yields.

In early 2018, the Rueping, Manolikakes, and Molander groups independently reported Ni/photoredox dual catalysis for constructing aryl- and heteroaryl sulfones under blue LED irradiation at room temperature without any base. Rueping and co-workers elegantly employed a powerful sulfonylation of a series of aryl, heteroaryl, and vinyl bromides and iodides, as well as more challenging aryl chlorides with a range of aryl and heteroaryl sulfinates under the catalytic influence of NiCl₂-glyme, Ir-PC (**33**) and dtbbpy (**34**) to give a broad spectrum of the corresponding sulfones in moderate to good yields (Table 15; *entry-13*).²⁴⁰ Similarly, the Manolikakes group used the NiCl₂·6H₂O/Ru(bpy)₃Cl₂·6H₂O dual catalyst system for a cross-coupling of various aryl and heteroaryl iodides with different aryl and alkyl sulfinates to afford a wide range of aryl sulfones in moderate to good yields (Table 15; *entry-14*).²⁴¹ This protocol was restricted to only (hetero)aryl iodides, however, the method was explored for the synthesis of sildenafil, which is a drug-like scaffold. Molander and co-workers successfully demonstrated dual catalysis, using Ni(phen)(H₂O)₄]Cl₂/Ru(bpy)₃(PF₆)₂, for the construction of aryl- and heteroaryl sulfones under blue LEDs irradiation at room temperature in the absence of base (Table 15; *entry-15*).²⁴² A broad range of electrophilic partners, such as aryl iodides and aryl bromides bearing different functional groups, nitrogen-based heterocycles, amides, lactones, phenols were all easily coupled with sulfinates to give diaryl(heteroaryl) sulfones in moderate to good yields. Of note, both electron-rich/-poor arylsulfinates as well as heteroarylsulfinates proceeded smoothly, giving the corresponding sulfones in acceptable yields. In this study, the formation of the undesired byproduct thioether was observed in trace amounts.

Manolikakes and co-workers further extended the nickel/*N*-heterocyclic carbene (NHC-35) salt-catalyzed cross-coupling of aryl bromides with sodium sulfinates for the synthesis of diarylsulfones (Table 15; *entry-16*).²⁴³ A variety of electron-rich and electron-poor aryl bromides coupled with benzenesulfinate in moderate to good yields. The *ortho*-substituted aryl bromide substrates were ineffective under the same conditions. Additionally, different heterocyclic aryl bromides were employed as successful coupling partners, affording the heteroaryl-aryl sulfones in 50–95% although the various aryl sulfinates proceeded efficiently, heterocyclic and aliphatic sulfinates could not afford the desired sulfones. In 2019, Yan, Zhang, and co-workers presented the UV-light promoted coupling of aryl halides with sodium sulfinates for the synthesis of diaryl and aryl-heteroaryl sulfones *via* the single-electron transfer (SET) of the electron donor-acceptor (EDA) complex process (Table 15; *entry-17*).²⁴⁴ Various aryl iodides, bromides, and chlorides were coupled with sodium *p*-toluenesulfinate, however, aryl chloride exhibited low reactivity. A variety of aryl and heteroaryl iodides showed slightly better reactivity than the corresponding bromides. Different substituted aryl, pyridinyl- and alkyl sulfinates were also smoothly coupled with 4-iodobenzonitrile and the desired sulfones were obtained in moderate to good yields. The Larionov group employed an eco-friendly and efficient method of synthesizing *N*-heterocyclic sulfones in the presence of Na₂S₂O₈ at room temperature conditions (Table 15; *entry-18*).²⁴⁵ Several kinds of nitrogen heterocycles, substituted 2/4-haloquinolines, 4-halopyridines and 1-haloisoquinolines including quinoxalines and quinazoline were easily sulfonylated and produced the heteroaryl sulfones in good and excellent yields. A variety of aryl-, thiophenyl- and methyl-derived sulfinates as well as dienyl sulfinates were also successfully reacted to provide the desired sulfones in satisfactory yields. Unusually, sodium hydroxymethylsulfinate served as a sulfonyl agent to prepare symmetrical bis-4-quinolinyl sulfones in acceptable yields.

In 2004, the cupric acetate-mediated cross-coupling of boronic acids with sodium sulfinates was introduced by the Beaulieu group. A series of aryl sulfones was easily accessed in good to high yields from a wide variety of functionalized aryl and heteroaryl boronic acids with MeSO₂Na, PhSO₂Na and 4-ClC₆H₄SO₂Na. Generally, the electron-rich/poor groups and different substitution patterns on the benzene ring did not affect the sulfonylation coupling (Table 16; *entry-1*).²⁴⁶ Subsequently, Huang and Batey employed the cross-coupling protocol under a catalytic amount of the Cu(OAc)₂/1,10-phenanthroline system under anhydrous conditions (Table 16; *entry-2*).²⁴⁷ A broad range of aryl- and alkenyl-boronic acids were well sulfonylated with the *p*-substituted arylsulfinates or methylsulfinate to form arylsulfones and vinyl sulfones in moderate to high yields. The use of potassium trifluorophenyl borate as the reaction partner instead phenylboronic acid led to a low yield of the corresponding sulfone. Concurrently, the Tse group utilized 1-benzyl-imidazole as a ligand for the Cu(OAc)₂-catalyzed cross-coupling of aryl-, heteroaryl-, and alkenyl-boronic acids with MeSO₂Na, PhSO₂Na and *p*-tolylSO₂Na to afford the corresponding sulfone analogs in satisfactory yields (Table 16; *entry-3*).²⁴⁸ Later, the [bmim][OTf]

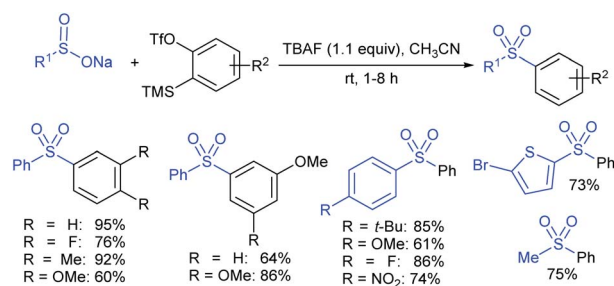
Table 16 Synthesis of diaryl/aryl-heteroaryl sulfones from other than aryl(heteroaryl)-halides with sodium sulfonates

Entry	Representative illustration of the synthesis of aryl sulfones	Range of yield	Ref.
1	$\text{R-S(=O)}_2\text{ONa} + \text{Ar-B(OH)}_2 \xrightarrow[\text{rt (60 }^\circ\text{C), 16 h}]{\text{Cu(OAc)}_2 \text{ (1.1 equiv), K}_2\text{CO}_3, \text{DMSO, 4\AA MS}} \text{R-S(=O)}_2\text{Ar}$ <p>R = aryl, alkyl Ar = aryl, hetaryl</p>	19–97%	246
2	$\text{R-S(=O)}_2\text{ONa} + \text{R}^1\text{-B(OH)}_2 \xrightarrow[\text{4 \AA MS, CH}_2\text{Cl}_2\text{:DMSO (15:1), O}_2, \text{40 }^\circ\text{C, 72 h}]{\text{Cu(OAc)}_2\cdot 2\text{H}_2\text{O (10 mol\%), 1,10-phen (20 mol\%)}$ <p>R = aryl, methyl R¹ = aryl, alkenyl</p>	13–98%	247
3	$\text{R-S(=O)}_2\text{ONa} + \text{Ar-B(OH)}_2 \xrightarrow[\text{DMSO, 4 \AA MS, 60 }^\circ\text{C, 22 h}]{\text{Cu(OAc)}_2 \text{ (20 mol\%), 1-Bn-imidazole (40 mol\%)}$ <p>R = aryl, methyl Ar = aryl, hetaryl</p>	22–83%	248
4	$\text{R-S(=O)}_2\text{ONa} + \text{Ar-B(OH)}_2 \xrightarrow[\text{rt, 12 h}]{\text{Cu(OAc)}_2 \text{ (10 mol\%), bmim}[OTf]}$ <p>R = aryl, methyl</p>	68–82%	249
5	$\text{R-S(=O)}_2\text{ONa} + \text{Ar-B(OH)}_2 \xrightarrow[\text{DMF, 110 }^\circ\text{C, 12 h}]{\text{CuFe}_2\text{O}_4 \text{ (10 mol\%), 1,10-Phen (10 mol\%)}$ <p>R = aryl</p>	58–75%	250
6	$\text{R-S(=O)}_2\text{ONa} + \text{Ar-B(OH)}_2 \xrightarrow[\text{DCE, 120 }^\circ\text{C, MW, 20-30 min}]{\text{Cu(OTf)}_2 \text{ (20 mol\%), 2,2'-bpy (20 mol\%)}$ <p>R = aryl</p>	41–81%	251
7	$\text{R-S(=O)}_2\text{ONa} + \text{Ar-Si(OEt)}_3 \xrightarrow[\text{KF, DMA, 80 }^\circ\text{C, 6 h}]{\text{Cu(OTf)}_2 \text{ (10 mol\%), DABCO (20 mol\%)}$ <p>R = aryl, alkyl</p>	78–94%	252
8	$\text{F}_3\text{C-S(=O)}_2\text{ONa} + \text{Ar-OTf} \xrightarrow[\text{TDA (5 mol\%), toluene, 80-100 }^\circ\text{C, 2-24 h}]{\text{Pd}_2(\text{dba})_3 \text{ (1.5-2.5 mol\%), } \mathbf{36} \text{ (3.6-6.0 mol\%)}$ <p>Ar = aryl, hetaryl (see for 36 in the bottom of Table 15)</p>	15–86%	253
9	$\text{R-S(=O)}_2\text{ONa} + \text{Ar-N}_2\text{BF}_4 \xrightarrow[\text{green LEDs, N}_2, \text{rt, 8-18 h}]{\text{Eosin Y (1 mol\%), MeCN/H}_2\text{O (10:1)}}$ <p>R = aryl, alkyl</p>	48–95%	254
10	$\text{R-S(=O)}_2\text{ONa} + \text{Ar-CO}_2\text{H} \xrightarrow[\text{PhCF}_3, \text{160 }^\circ\text{C, 18 h}]{\text{Ag}_2\text{CO}_3 \text{ (1.5 eq), 1,10-Phen (0.6 eq)}}$ <p>R = aryl, alkyl Ar = aryl, hetaryl</p>	36–83%	255
11	$\text{R-S(=O)}_2\text{ONa} + \text{Ar-I}^+\text{Ar}^- \xrightarrow[\text{DMF, 90 }^\circ\text{C, 24 h}]{\text{OTf}}$ <p>R = aryl, hetaryl</p>	40–96%	256
12	$\text{R-S(=O)}_2\text{ONa} + \text{Ar-I}^+\text{X}^- \xrightarrow[\text{Cu}_2\text{O (2 mol\%), DMF, 50 }^\circ\text{C, 16 h}]{\text{OTf}}$ <p>R = aryl, hetaryl (X = PF₆, OTs, BF₄, Tf)</p>	41–88%	257

ionic liquid was found to be a suitable medium for the $\text{Cu}(\text{OAc})_2$ -catalyzed sulfonylation of aryl boronic acids with sulfinic acid salts (*p*-tolyl SO_2Na and MeSO_2Na) to furnish the desired aryl sulfones in good yields (Table 16; *entry-4*).²⁴⁹ In 2014, copper ferrite (CuFe_2O_4) nanoparticles were introduced by Sreedhar and co-workers to synthesize aryl sulfones (Table 16; *entry-5*).²⁵⁰ Various alkyl/aryl halides and aryl boronic acids were effectively sulfonylated with sodium benzenesulfinate and sodium *p*-toluenesulfinate with the $\text{CuFe}_2\text{O}_4/1,10$ -phen catalytic system to generate diaryl and aryl-alkyl sulfones in good to high yields. Noteworthy, the magnetically separable CuFe_2O_4 was recovered and reused for five consecutive cycles, which was entirely consistent with the catalytic efficiency. Furthermore, $\text{Cu}(\text{OTf})_2$ catalyzed the cross-coupling of aryl- and vinylboronic acids with PhSO_2Na and $4\text{-MeC}_6\text{H}_4\text{SO}_2\text{Na}$ under microwave irradiation for the synthesis of diaryl and vinyl sulfones in 41–81% yields (Table 16; *entry-6*).²⁵¹

In 2014, Yang and co-workers firstly introduced arylsilanes for the copper-catalyzed cross-coupling with sodium arenesulfonates for the synthesis of diaryl sulfones (Table 16; *entry-7*).²⁵² The reaction scope was proved with respect to various arylsilanes and different arylsulfonates to afford the diaryl sulfones in good to high yields. In 2016, the Shekhar group examined aryltriflates for cross-coupling with sodium trifluoromethanesulfinate. The combination of $\text{Pd}_2(\text{dba})_3$, Rock-Phos (**36**), and TDA [tris(3,6-dioxaheptyl)amine] catalytic systems were compelling for triflation using NaSO_2CF_3 to afford a broad spectrum of corresponding triflates in 15–86% yields (Table 16; *entry-8*).²⁵³ Unfortunately, pyridin-2-yl-triflate could not be obtained under the same conditions. Further, the authors explained the order of the triflation reactivity as $\text{PhOTf} \gg \text{PhCl} \gg \text{PhBr}$, which is reliable with transmetalation occurring. Aryldiazonium salts were also employed as coupling partners with sodium sulfonates under visible-light irradiation. The Yadav group demonstrated the eosin-Y catalyzed tosylation of aryl diazonium tetrafluoroborate bearing electron-withdrawing and electron-donating substituents on the benzene ring to deliver the corresponding diaryl sulfones in 48–95% yields (Table 16; *entry-9*).²⁵⁴ A few sodium arenesulfonates and alkyl sulfonates participated in obtaining representative diaryl sulfones.

Very recently, Ag_2CO_3 -promoted the direct decarboxylative sulfonylation between aromatic carboxylic acids and sodium sulfinate for the synthesis of aryl sulfones (Table 16; *entry-10*).²⁵⁵ A variety of aryl and heteroaryl carboxylic acids were satisfactorily coupled with different aryl-substituted sulfonates to give the corresponding diaryl sulfones in moderate to good yields. Although cyclopropanesulfinate participated to deliver the desired alkyl aryl sulfone, nevertheless, $\text{CH}_3\text{SO}_2\text{Na}$ and $\text{CF}_3\text{-SO}_2\text{Na}$ were unsuccessful for this protocol. The Manolikakes group successfully utilized diaryliodonium salts to synthesize diaryl sulfones in the absence of a reagent/catalyst. A wide variety of symmetrical and unsymmetrical diaryliodonium triflates were easily coupled with a range of aryl and heteroaryl sulfonates to furnish the desired sulfones in satisfactory yields (Table 16; *entry-11*).²⁵⁶ In the case of unsymmetrical salts, only the bulky aryl moiety was transferred to deliver sulfones. Notably, MeSO_2Na was the inevitable substrate under these conditions. Simultaneously, the



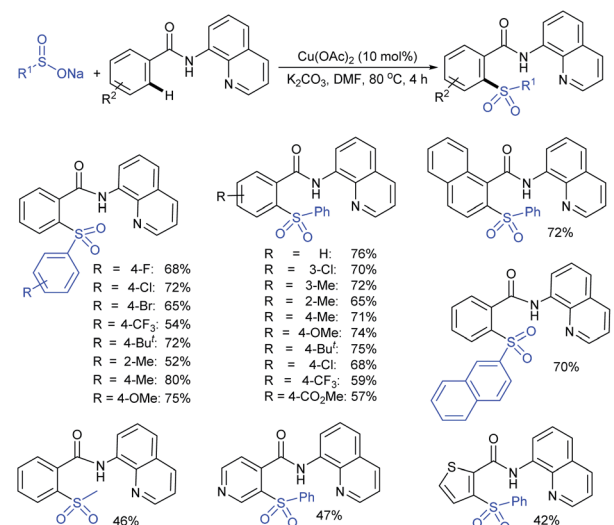
Scheme 161 The TBAF-promoted sulfonylation of *o*-silyl aryl triflates with sodium sulfonates.

Cu_2O -catalyzed cross-coupling of diaryl-iodonium salts with sodium trifluoromethanesulfinate was demonstrated by Shekhar and co-workers (Table 16; *entry-12*).²⁵⁷ Various symmetrical and unsymmetrical diaryl- and diheteroaryl-iodonium salts bearing different counter-ions (PF_6 , OTf , BF_4 , OTf) were systematically examined and coupled with $\text{F}_3\text{CSO}_2\text{Na}$ to form the anticipated aryl trifluoromethylsulfones in moderate to high (41–88%) yields.

In 2014, Pandya and Mhaske established the TBAF-promoted sulfonylation of *o*-silyl aryl triflates, which generated *in situ* aryne precursors with sodium sulfonates for the synthesis of aryl sulfones (Scheme 161).²⁵⁸ An array of sulfones including diaryl-, aryl-heteroaryl-, and aryl-alkyl sulfones were easily obtained in good to high yields from different *o*-silyl aryl triflates with a range of aryl/heteroaryl/alkyl sulfonates.

3.4.9. Direct sulfonylation/oxidative sulfonylation

3.4.9.1. Direct C–H sulfonylation. Tan and co-workers²⁵⁹ employed the copper-catalyzed direct *ortho*-sulfonylation *via* the C–H functionalization of 8-aminoquinoline (acts as a bidentate directing group)-derived benzamides with sodium sulfonates. Various functional groups on the benzene ring of benzamides are well tolerated in this transformation. Moreover, pyridine and thiophene derivatives were smoothly sulfonylated in 47%

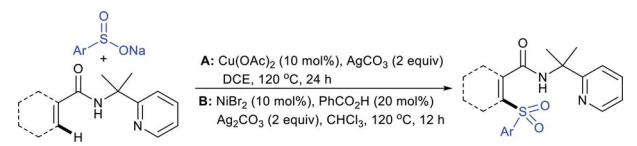


Scheme 162 Cu-mediated *ortho*-sulfonylation of 8-aminoquinoline benzamides.

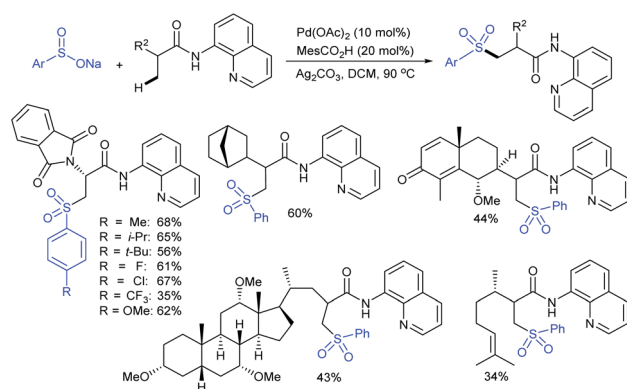
and 42% yields. Next, the scope of the sodium sulfonates was also successfully investigated, and substituted aromatic sulfonates were sulfonylated to generate the desired 2-arylsulfonyl benzamide derivatives in good to high yields (Scheme 162). The aliphatic sodium methanesulfonate showed low reactivity to provide the corresponding benzamide to produce the desired sulfone in only 46% yield. The standard condition was not inhibited when the reaction was conducted with TEMPO, indicating that the reaction may not involve a radical pathway. Next, the rate-determining step of the sulfonylation was confirmed by the intramolecular H/D competition experiment ($k_{\text{H}}/k_{\text{D}} = 3.5$), suggesting that the *ortho* C–H bond cleavage of benzamide was involved.

At the same time, Rao and Shi demonstrated a copper-catalyzed direct sulfonylation of C(sp²)-H bond of 2-pyridinyl-derived benzamides with sodium sulfonates using a removable pyridinyl directing group (Table 17A).²⁶⁰ This C–H sulfonylation allowed a wide range of functional groups, including electron-rich and electron-deficient benzamides, which were generally reacted with sodium benzenesulfonate to afford the desired sulfones in moderate to high yields. Subsequently, a series of electron-donating and electron-withdrawing groups-derived aryl-sulfonates were also found to be compatible with providing the corresponding diaryl sulfones in moderate to high yields. Similarly, in 2017, Gong, Song, and co-workers developed a Ni-catalyzed *ortho*-sulfonylation of C(sp²)-H bonds with sodium sulfonates directed by (pyridin-2-yl)isopropylamine (Table 17B).²⁶¹ Various diaryl and alkyl aryl sulfones were prepared in 20–90% yields

Table 17 Cu-catalyzed sulfonylation of C(sp²)-H functionalization



Sulfones	Method-A	Method-B
	R = Cl: 76% R = Me: 70%	R = Cl: 76% R = Me: 52%
	R = Cl: 62% R = CF ₃ : 74% R = CO ₂ Me: 76%	R = Cl: 75% R = CF ₃ : 79% R = CO ₂ Me: 85%
	R = Me: 74% R = CF ₃ : 56% R = OMe: 62%	R = Me: 61% R = CF ₃ : 82% R = OMe: 50%
	Ar = 2-naphthyl: 80%	Ar = 2-naphthyl: 42%
	—	61%

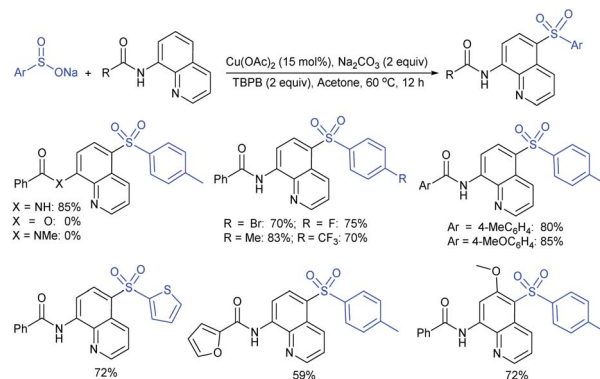


Scheme 163 Pd(II)-catalyzed sulfonylation of C(sp³)-H functionalization.

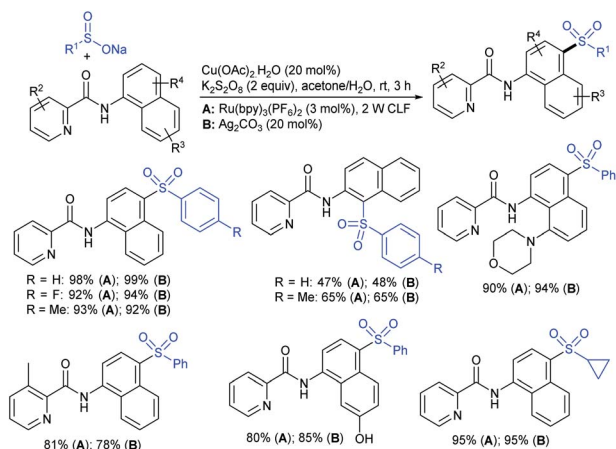
under the catalytic influence of NiBr₂ (10 mol%) with Ag₂CO₃ (2.0 equiv.) as an oxidant in CHCl₃ at 120 °C. In addition to arene and heteroarene substrates, the method can also be applied to alkene substrates to provide the desired vinyl sulfones. Moreover, a plausible Ni(I)/Ni(III) mechanism was rationalized by the authors based on control experiments and related precedents. A mixture of mono- and disulfonylated products was observed in some cases, which reflected a considerable drawback of this protocol.

The Shi group performed elegant work on the Pd(OAc)₂-catalyzed *ortho*-sulfonylation of the C(sp³)-H bond of the 8-aminoquinoline auxiliary-derived carboxamide with sodium sulfonates. This protocol particularly represented the first example of the transition-metal-catalyzed sulfonylation of unactivated C(sp³)-H bonds. This transformation featured excellent functional group tolerance of both the coupling partners to afford a broad range of aryl alkyl sulfones in moderate to good yields (Scheme 163).²⁶² Further, the viability of C(sp³)-H of complex carboxamide-derived substrates, such as β-citronellol, (–)-santonin, and cholic acid, was investigated when they were successfully converted into their corresponding sulfones in 34%, 44%, and 43% yields, respectively.

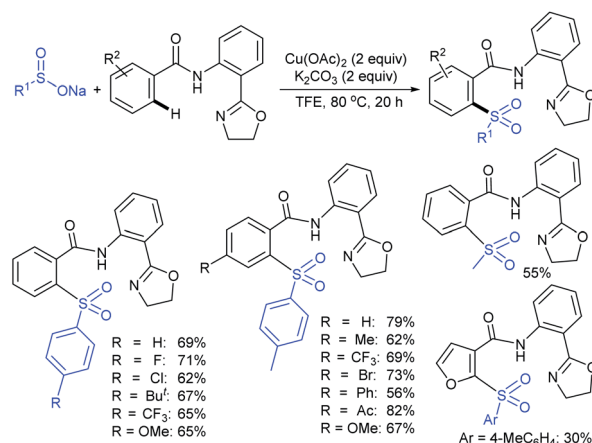
Xia *et al.*, reported an interesting copper acetate-catalyzed remote sulfonylation at the C5 position of *N*-(quinolin-8-yl) benzamide derivatives by utilizing sodium sulfonates (Scheme 164).²⁶³ An unusual regioselective C–H sulfonylation of *N*-(quinolin-8-yl)benzamide derivatives with a range of sodium



Scheme 164 Cu-catalyzed sulfonylation at the C5 position of *N*-(quinolin-8-yl)benzamide derivatives.



Scheme 165 Ru/Cu or a Cu/Ag cocatalysis for remote C–H sulfonation of 1-naphthylamides with sulfinate salts.

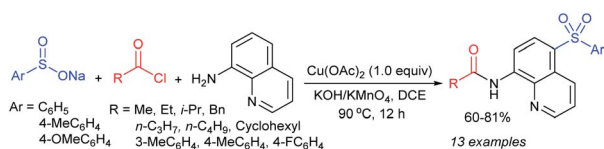


Scheme 167 Sulfonation of oxazoline-based directing group amides with sulfinates.

sulfonates was carried out for the synthesis of diverse aminoquinolines-sulfones that were successfully obtained in moderate to high yields. Notably, sodium sulfonates containing electron-rich groups proved to have superior reactivity as compared to electron-poor groups, thus affording lower yields. Disappointingly, *N*-(naphthalen-1-yl)benzamide, *N*-methyl-*N*-(quinolin-8-yl)benzamide and quinolin-8-yl benzoate were unsuccessful at providing the sulfonated products under the same reaction conditions. With the addition of TEMPO or BHT, this reaction was inhibited, or a trace of the product was detected. As a result, the sulfonation may undergo a free radical mechanism *via* a single-electron-transfer (SET) process.

Simultaneously, the Wu group demonstrated complementary catalysis strategies, Ru/Cu photocatalysis, or a traditional Cu/Ag cocatalysis for the remote C–H sulfonation of 1-naphthylamides with sulfinate salts under mild reaction conditions (Scheme 165).²⁶⁴ The direct C4–H sulfonation of various 1-naphthylamine derivatives with a series of sodium aryl/heteroaryl/alkyl sulfonates proceeded smoothly at room temperature and tolerated various functional groups. One representative example was performed in a gram-scale reaction using *N*-(naphthalen-1-yl)picolinamide to demonstrate the synthetic applications. The reaction was conducted under a nitrogen or an oxygen atmosphere instead of air and afforded the product in similar yields and did not affect the sulfenylation. The radical scavenger (TEMPO and BHT) experiments revealed that the sulfonation might be *via* a radical process.

The Cu(OAc)₂-assisted direct three-component coupling of 8-aminoquinoline, acyl chlorides, and arylsulfonates was developed by Liu and co-workers toward synthesizing 5-sulfonyl



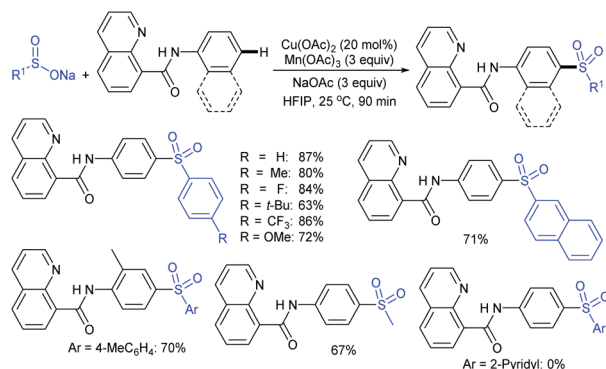
Scheme 166 Three-component coupling of 8-aminoquinoline, acyl chlorides and arylsulfonates.

aminoquinolines in a one-pot operation (Scheme 166).²⁶⁵ A step economical procedure was carried out for C5–H sulfenylation, without any further operation in preparing the 8-aminoquinoline-derived directing group substrates. Various linear and branched acyl chlorides as well as aroyl chlorides showed good functional group tolerance for the synthesis of the *N*-acyl/*N*-aroyl quinolinyl sulfones in moderate to good yields. Only three different *para*-substituted sodium arylsulfonates were effective in this transformation; unexpectedly, the 4-chlorophenylsulfonate or methylsulfonate declined to provide the desired products.

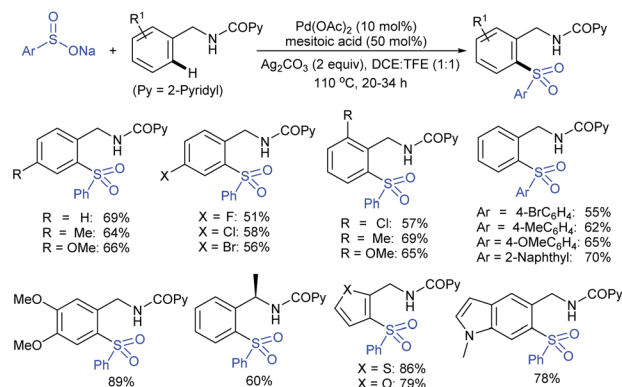
Manolikakes and co-workers²⁶⁶ utilized a new class of oxazolidine-based directing group amides for the direct C(sp²)–H sulfonation with sodium sulfonates under the influence of copper acetate in trifluoroethanol (TFE) at 80 °C under air. The reaction scope was successfully assessed regarding the substituted benzamide as well as aryl/alkyl sulfonate components. A series of diaryl sulfones were generated in moderate to high yields with good functional group compatibility (Scheme 167). The heteroaromatic pyridine and furan-derived amide substrates were also sulfonated in lower yields; however, heteroaryl sulfonates did not yield the desired sulfonated products.

The same authors further envisioned a copper-catalyzed *para*-selective C–H functionalization *via* the cross-dehydrogenative coupling of anilines with sulfonate salts (Scheme 168).²⁶⁷ After careful investigation of various directing groups, the isoquinoline-1-carboxamide group was found to be a potential directing group involving a chelation complex with the copper catalyst for *ortho*-sulfonation through an intriguing single-electron-transfer (SET) process. The *para*-sulfonation scope was explored using different sodium sulfonates as well as isoquinoline-1-carboxamide-derived anilines, which afforded a range of diaryl sulfones in good to high yields. The major drawback is that the substrates bearing either electron-withdrawing or electron-donating substituents in the *ortho*-position did not provide the desired sulfonated products. Unexpectedly, the sodium 2-pyridinesulfonate was not sustained in this transformation.

Xiao, Deng, and co-workers illustrated the KI-mediated direct C(sp³)–H sulfonation of 2-methylquinolines to synthesize 2-sulfoylmethyl quinoline in the presence TBHP as an



Scheme 168 The *para*-sulfonylation of isoquinoline-1-carboxamide-based directing group amides with sulfonates.



Scheme 170 The Pd(II)-catalyzed direct sulfonylation of benzylamines with sodium sulfonates.

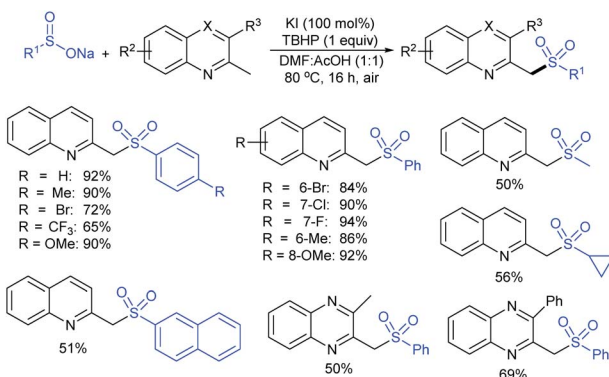
oxidant. The oxidative sulfonylation of 2-methylquinoline with various aromatic substituted sulfonates and aliphatic sulfonates produced the desired sulfones in good to high yields (Scheme 169).²⁶⁸ Further, a series of substituted 2-methylquinolines, 2,3-dimethylquinoxaline and 2-methyl-3-phenylquinoline favorably employed the sulfonylation process with sodium benzenesulfinate to give the corresponding aryl sulfones in good yields. The stoichiometric amount of TEMPO was added in standard conditions, and no desired product was observed, thus indicating that the reaction may proceed through a radical pathway.

Karmakar and Samanta developed a direct Pd(II)-catalyzed site-selective sulfonylation of removable bidentate picolinamide-derived benzylamines using sodium arylsulfonates (Scheme 170).²⁶⁹ The selective *ortho*-sulfonylation was explored with various functional groups like alkyl and methoxy groups and notably, halogens also survived under Pd(II)-catalyzed conditions. Both coupling partners, benzylamines and sulfinate salts, have different electronic and steric properties that were systematically examined and well-tolerated. A series of desired sulfonylated products were obtained in moderate to high yields. No desired product was obtained when the reaction used a *meta*-CF₃ benzenesulfinate or methanesulfinate.

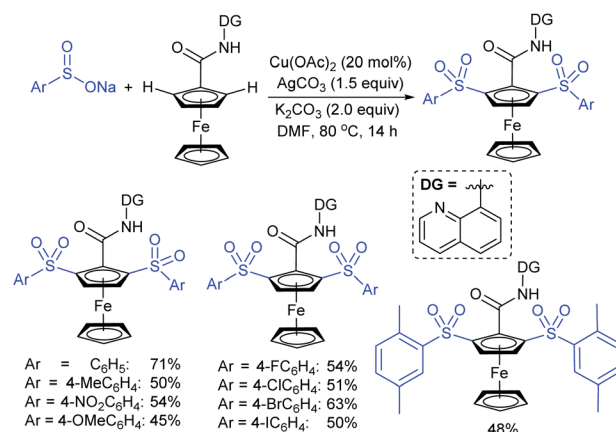
Copper-catalyzed *ortho*-C–H disulfonylation of ferroceneamide with sodium sulfinate salts in the presence of Ag₂CO₃

under mild conditions was achieved by Kumar and co-workers. The 8-aminoquinoline directing group-derived ferrocene was smoothly sulfonylated with a variety of substituted arylsulfonates to give the desired ferroceneamide aryl sulfones in 42–71% yields (Scheme 171).²⁷⁰ Although monosulfonylation was carefully attempted by reducing sulfonates, the protocol was feasible only for disulfonylation. It is worth mentioning that the disulfonylation of ferroceneamide was successfully explored at a one-gram scale with the same level outcome as compared to small-scale experimentation.

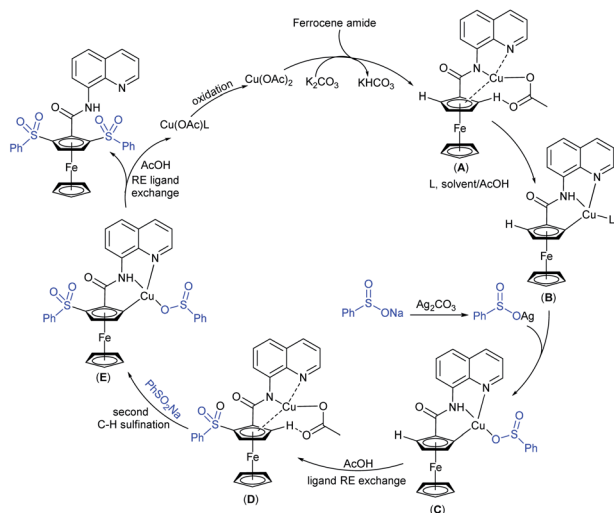
The disulfonylation reaction was initiated by deprotonation of 8-aminoquinoline-derived ferroceneamide with K₂CO₃ and the subsequent substitution with Cu(OAc)₂ gave copper-amidate A (Scheme 172). The strong complexation between the quinoline-moiety and copper metal generated the cuprate intermediate B through a concerted metalation-deprotonation (CMD) process. Then, the addition of sodium sulfinate salt to the ferrocene copper complex gave the copper(III) species C *via* a single-electron transfer. A reductive-elimination followed by the ligand exchange of copper afforded C–SO₂ to form intermediate D. Due to the strong bi-coordination of the aminoquinoline moiety, it was still bound with copper afterward, and



Scheme 169 Sulfonylation of 2-methylquinolines and 2-methylquinoxalines.



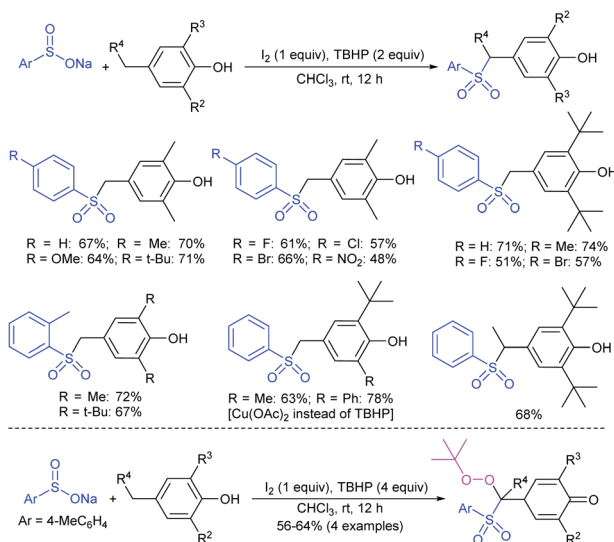
Scheme 171 The Cu-catalyzed C–H disulfonylation of ferroceneamide with sulfinate salts.



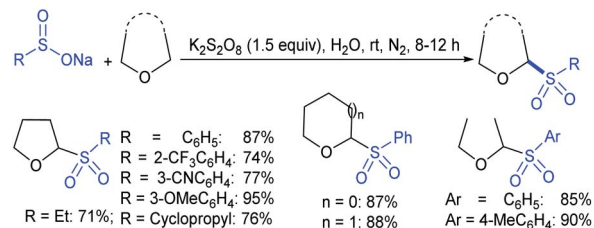
Scheme 172 A plausible mechanism for the Cu-catalyzed C–H disulfonation of ferroceneamide with sulfinate salts.

the second C–H sulfonation took place in a similar path to afford disulfonated ferrocene. As a result, the authors observed only bisulfone ferrocene rather than the mono sulfonated product and even decreased the sulfinate salt.

The Wu group disclosed the iodine/*tert*-butyl hydroperoxide (I_2 /TBHP)-mediated benzylic C–H sulfonation of phenol derivatives with sodium arylsulfonates under metal-free conditions at room temperature (Scheme 173).²⁷¹ The radical sulfonation of 2,4,6-trimethylphenol with a series of sodium arylsulfonates (including electron-donating or electron-withdrawing substituents on the benzene ring) reacted smoothly to give the corresponding products in moderate to good yields. Similarly, various phenol derivatives were also explored with sulfinate salts to provide the corresponding products in good yields. The method was only suitable for arylsulfonates, where sodium methanesulfinate and sodium



Scheme 173 I_2 /TBHP-mediated benzylic C–H sulfonation of phenol derivatives with sodium arylsulfonates.

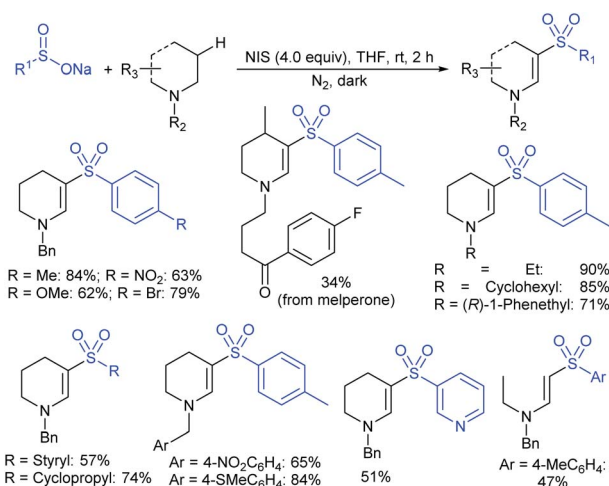


Scheme 174 $K_2S_2O_8$ -mediated regioselective sulfonation of ethers with sodium sulfonates.

trifluoromethanesulfonate resulted in complications. Additionally, the tandem sulfonation-peroxidation between 2,6-di-*tert*-butyl-4-methylphenol and sodium 4-methyl-benzenesulfonate under TBHP (4 equiv.) allowed unexpected peroxide-derived sulfone products in modest yields.

A metal-free regioselective radical sulfonation of ethers with sodium sulfonates was conducted using $K_2S_2O_8$ as the oxidant in aqueous medium at room temperature. A variety of aromatic and aliphatic sulfonates reacted with tetrahydrofuran (THF) to produce the desired 2-alkyl-aryl sulfonyl tetrahydrofurans in good to high yields (Scheme 174).²⁷² Notably, arylsulfonates bearing an electron-donating group appeared to react faster than the electron-withdrawing group. The pyran and diethyl ether were also sulfonated with sodium benzenesulfonate to provide the corresponding sulfones in high yields.

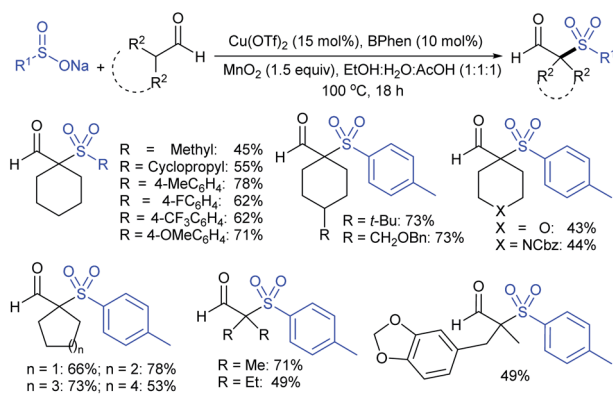
A transition metal-free strategy was envisaged by Willis, Talbot and co-workers for the oxidative β -sulfonation of tertiary amines with sodium sulfonates in the presence of NIS to provide enaminy sulfones (Scheme 175).²⁷³ A straightforward dehydrogenative β -C–H functionalization of *N*-benzyl piperidine was smoothly sulfonated using a wide range of substituted aryl, heteroaryl and alkyl sulfonates to provide a series of enaminy sulfones in good to high yields. Variations of the amine involving different *N*-benzyl and *N*-alkyl substituents were useful substrates, whereas *N*-aryl substituents



Scheme 175 Oxidative β -sulfonation of tertiary amines with sodium sulfonates.

performed moderately well. Disappointingly, the five- and seven-membered *N*-benzyl amines were not tolerated well and provided the corresponding enaminy sulfones in low yields. Further, non-cyclic amines and melperone (a marketed atypical antipsychotic) were also successfully sulfonylated under the same conditions. The larger-scale sulfonylation of amines delivered the desired products with the same level of yields to demonstrate the preparative utility.

The Bull group recently established the oxidative coupling of secondary aldehydes and sulfinate salts using copper catalysis to form α -sulfonyl aldehydes. With the use of AcOH, the redox potential of MnO_2 was enhanced as an effective oxidant in the sulfonylation. The cyclohexylcarboxaldehyde was successfully sulfonylated with a range of arylsulfonates bearing electron-rich/-neutral/-poor substituents to produce the desired β -formyl sulfones in moderate to good yields (Scheme 176).²⁷⁴ Additionally, methyl and cyclopropane sulfinate salts reacted effectively to access dialkyl sulfones in modest yields. Next, cyclic α,α -disubstituted aldehydes with ring sizes from 4 to 8 were coupled with sodium *p*-toluenesulfinate; however, higher yields were observed for the less strained ring systems. A variety of 4-substituted cyclohexanecarboxaldehydes, as well as tetrahydropyran and Cbz-protected piperidine carboxaldehydes, were compatible to give the quaternary sulfonylated products in satisfactory yields. Acyclic α,α -disubstituted aldehydes were sulfonylated with sodium *p*-toluenesulfinate and the desired



Scheme 176 Oxidative coupling of secondary aldehydes and sodium sulfonates and a possible mechanism.

sulfones were obtained in good yields. Although the mechanism is not entirely clear, two mechanistic pathways were predicted, which involved ionic and radical steps (Scheme 176). Initially, both pathways involve the coordination of the aldehyde to Cu(II) -complex **A** to generate the cationic complex **B**. Under acidic conditions, deprotonation of **B** at the α -position gave the copper enol/enolate **C**. The enol/enolate intermediate **C** could be oxidised to the Cu(III) -complex **D** through the ionic mechanism, then attacked by the sulfinate ion to give the desired sulfonylated aldehyde and Cu(I) intermediate **E**. Alternatively, a direct radical attack of **C** by a sulfonyl radical formed by the oxidation of the sulfinate salt could produce the sulfonylated aldehyde.

3.4.9.2. *Oxidative sulfonylation of heteroarenes.* Pan and co-workers²⁷⁵ developed the CuBr_2 -catalyzed deoxygenative C2-sulfonylation of quinoline *N*-oxides in the presence of $\text{K}_2\text{S}_2\text{O}_8$ in 1,2-dichloroethane under mild conditions. A wide range of sodium aryl and alkyl sulfonates were evaluated with several substituted quinoline *N*-oxides to afford the corresponding 2-sulfonyl quinolines (Table 18A). Similarly, Sirilata and co-workers²⁷⁶ developed the iodine/TBHP-mediated regioselective 2-sulfonylation of quinoline *N*-oxides with sodium sulfinate salts (Table 18B). This metal-free deoxygenative sulfonylation of quinoline *N*-oxides was carried out and other heteroaromatic *N*-oxide substrates were successfully coupled with a variety of sodium aryl and alkyl(methyl) sulfonates to give the corresponding sulfonylated quinolines in good to excellent yields. Remarkably, gram scale (10 mmol) experiments were safely conducted to synthesize 2-sulfonylquinolines, which showed efficacy similar to small-scale reactions. In contrast, sodium triflinate did not participate, which was assumed to be due to a strong inductive effect. Later, the Zhao group described an improved protocol using iodine-catalyzed oxidative sulfonylation of various quinoline *N*-oxides

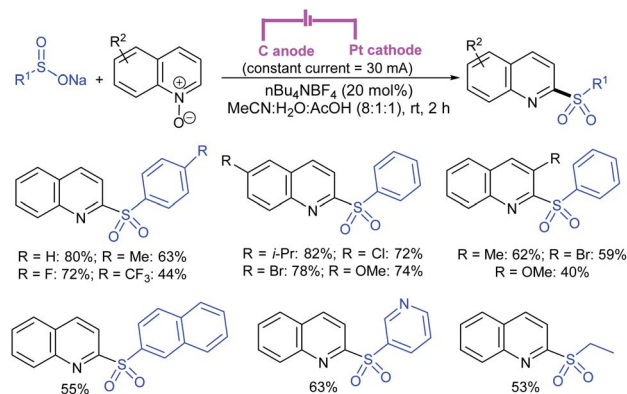
Table 18 Sulfonylation of quinoline *N*-oxides with sulfinate salts

Sulfones	Method-A	Method-B	Method-C
	64%	78%	81%
	75%	82%	73%
	72%	95%	75%
	77%	76%	69%
	56%	79%;	66%

with different aryl and methyl sodium sulfonates at room temperature (Table 18C).²⁷⁷ A series of 2-sulfonylquinolines were obtained in good yields and had some advantages, including short reaction time, absence of metals, and sub-stoichiometric amounts of iodine. The CuBr₂-catalyzed coupling proceeded *via* the Minisci-type radical for deoxygenated sulfonylation, whereas I₂-mediated sulfonylation ruled out the radical pathway.

The K₂S₂O₈-mediated deoxygenative dual radical coupling of quinoline *N*-oxides with sodium sulfonates was described by the He group (Table 19A).²⁷⁸ Various functional groups, including both electron-rich and electron-poor substituents on quinoline *N*-oxides and sodium arenesulfonates were well tolerated and provided a series of 2-quinolinyl-aryl sulfones in moderate to good yields. The isoquinoline *N*-oxide was tosylated at the C1 and C3 positions in a 1 : 1 ratio but pyridine *N*-oxide or quinoxaline *N*-oxide led to only a trace amount of tosylated product. Surprisingly, no sulfonylation occurred using aliphatic sodium sulfinate. This sulfonylation protocol is also viable at the gram-scale (10 mmol) in delivering 2-tosylated quinoline. Simultaneously, Li *et al.* exemplified the FeCl₃-catalyzed oxidative sulfonylation of quinoline *N*-oxides with sodium sulfonates to generate 2-sulfonylquinolines (Table 19B).²⁷⁹ A wide range of aromatic and aliphatic sulfonates were smoothly coupled with different substituted quinoline *N*-oxides and gave widespread 2-sulfonylatedquinolines in satisfactory yields. Later, the He group extended the sustainable TsCl-mediated sulfonylation of quinoline *N*-oxides with sodium sulfonates at ambient temperature in water (Table 19C).²⁸⁰ Several aryl, heteroaryl and alkyl sulfonates readily sulfonylated quinoline *N*-oxides to synthesize various 2-sulfonylquinolines in variable yields. The pyridine *N*-oxide and isoquinoline *N*-oxide furnished the corresponding products; hitherto, the quinoxaline *N*-oxide was not sulfonylated. A large-scale sulfonylation (5 mmol) experiment was also successfully demonstrated.

In 2019, an exogenous oxidant and catalyst-free electro-chemical deoxygenative C2 sulfonylation of quinoline *N*-oxides with sodium sulfonates was employed by Lei and co-workers.²⁸¹ The C2-sulfonylation of quinoline *N*-oxide with various substituted-aryl, 3-



Scheme 177 Electrochemical deoxygenative C2-sulfonylation of quinoline *N*-oxides with sodium sulfonates.

pyridyl, and ethyl-derived sulfinate salts furnished the desired quinoline-2-sulfones in 44–80% yields (Scheme 177). Next, various quinoline *N*-oxides bearing diverse substituents were easily sulfonylated with PhSO₂Na to provide the respective 2-phenyl-sulfonylquinolines in 40–82% yields. Only the electron-rich methoxy group had some influence on the reaction efficiency. The pyridine *N*-oxide offered no desired 2-sulfonylated products under this electrochemical synthesis.

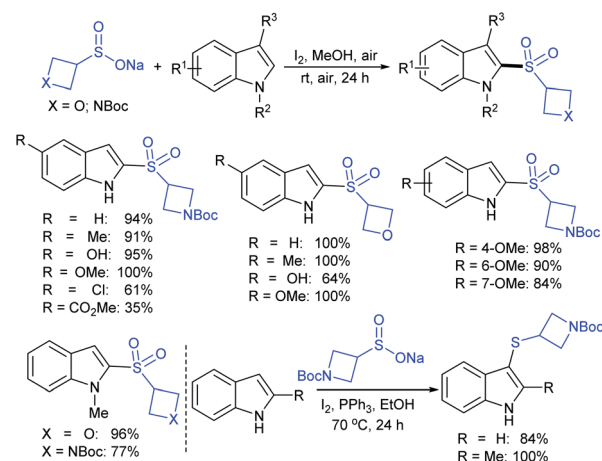
Recently, Harrity and co-workers³⁷ utilized newly prepared azetidine and oxetane sulfinate salts (*see* Scheme 8) in the C-2 sulfonylation of indoles bearing electron-donating and electron-deficient groups in the presence of iodine. Electron-donating indoles were efficiently sulfonylated with azetidine and oxetane sulfonates to provide a range of corresponding sulfone derivatives in high yields (Scheme 178). Likewise, *N*-methyl indole reacted well to provide the corresponding C-2 sulfonylated products in high yields. In contrast, C-3 sulfonylation of 2-substituted indoles occurred under the influence of the I₂/Ph₃P reagent to afford the desired indolyl sulfides in high yields.

Deng and co-workers²⁸² disclosed the metal-free direct sulfonylation of indoles at the C-2 position with sodium sulfonates. The *para*-substituted arylsulfonates, 2-naphthyl-sulfinate and

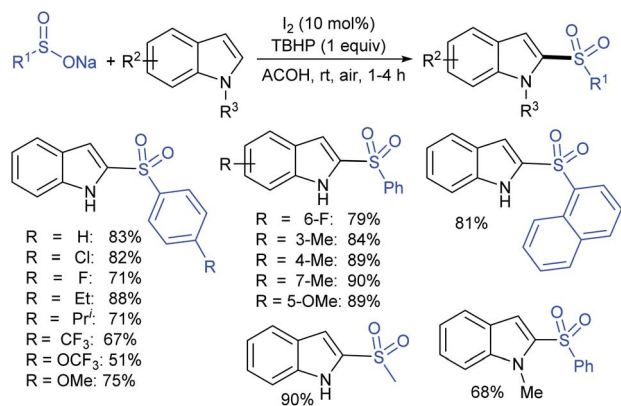
Table 19 Sulfonylation of quinoline *N*-oxides with sulfinate salts

Sulfones	Method-A	Method-B	Method-C
	74%	82%	84%
	88%	83%	86%
	75%	72%	87%
	68% (R = Me)	82% (R = H)	78% (R = Me)

A: K₂S₂O₈ (2.0 equiv), DCE, 100 °C, 8–12 h
 B: FeCl₃·6H₂O (20 mol%), TBHP (2 equiv), Pyridine, CH₃CN/H₂O, 80 °C, 12 h
 C: TsCl (1.3 equiv), H₂O, rt, 40 min



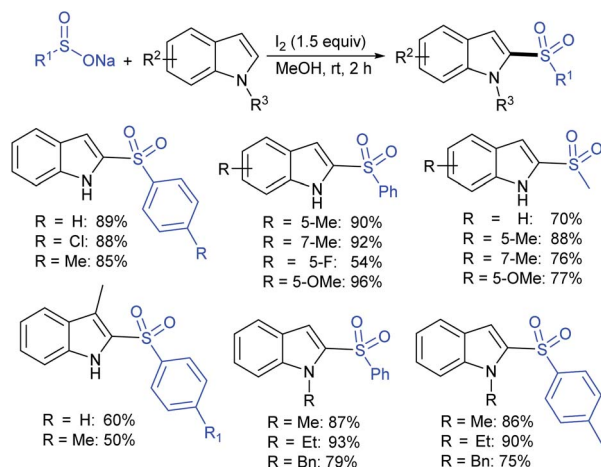
Scheme 178 C-2 sulfonylation and C-3 sulfenylation of indoles with azetidine and oxetane-derived sulfonates.



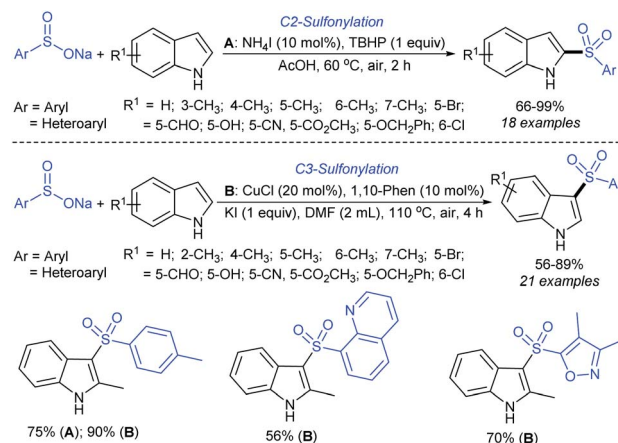
Scheme 179 I₂-catalyzed C-2 sulfonylation of indoles with sodium sulfonates.

sodium alkylsulfonates reacted smoothly with indole in the presence of a catalytic amount of iodine. On the other hand, various substituents on the indole ring were also sulfonylated with sodium benzenesulfinate to produce 2-sulfonyl indoles. A series of substituted 2-sulfonyl indoles were obtained in moderate to high yields (Scheme 179). Further, 1-methylindole also coupled with sodium benzenesulfinate and gave the desired sulfone in 68% yield; however, the 2-methylindole afforded only trace amounts of the C-3 sulfonylated product. It is worth noting that direct C-2 sulfonylation exclusively occurred for the indole ring in all cases.

At the same time, the Kuhakarn group²⁸³ also developed an iodine-mediated direct C-2 sulfonylation of indoles with sodium sulfonates for 2-sulfonyl indoles. A variety of substituted indoles were coupled with sodium benzenesulfinate, sodium 4-methylbenzenesulfinate, sodium 4-chlorobenzenesulfinate and sodium methanesulfinate to form 2-sulfonyl indoles in low to high yields. The *N*-alkyl (methyl, ethyl and benzyl) indoles gave moderate to high yields (54–93%) of the corresponding sulfones (Scheme 180). As expected, the *N*-EWG (Cbz, Bz, and Ms)-derived indoles were not sulfonylated under the same reaction conditions. The sulfonylation was ceased using excess TEMPO (5 equiv.), which implied that the reaction might proceed with a radical intermediate.



Scheme 180 I₂-mediated C-2 sulfonylation of indoles with sodium sulfonates.

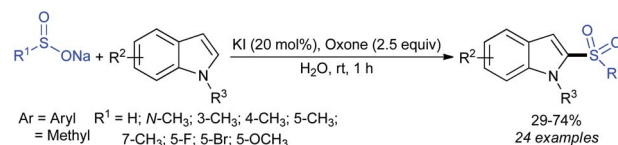


Scheme 181 C-2 and C-3 sulfonylation of indoles with sodium sulfonates.

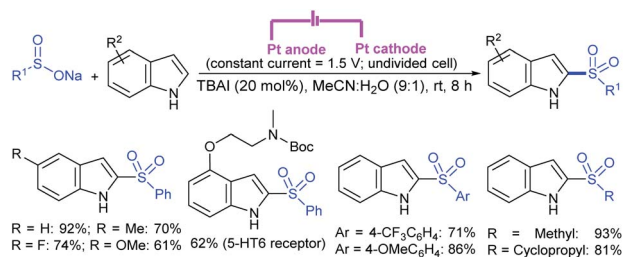
The direct C-2 and C-3 sulfonylation of indoles with sodium sulfonates iodide and copper-salt catalysts occurred under mild conditions. An improved version of Deng's work was described by Zhang and co-workers²⁸⁴ using NH₄I (10 mol%) at 60 °C instead of iodine. The selective C-2 sulfonylation by the coupling of substituted indoles with sodium arylsulfonates provided 2-sulfonylindole derivatives in 66–99% yield (Scheme 181A). The interesting part of Zhang's work was the Cu-catalyzed C3-sulfonylation of both electron-donating and electron-withdrawing groups-derived indoles that smoothly coupled with sodium arylsulfonates to produce 3-sulfonyl indoles in good to high yields (Scheme 181B). Notably, the C2 position is occupied by a substituent of the indole, and the iodide, and copper-salt catalysts both promote the installation of the sulfonyl group at the indole's C3-position. In contrast, no C-2 sulfonylation occurred using 3-methylindole under the influence of copper catalysis.

KI-catalyzed a convenient sulfonylation for the preparation of 2-sulfonyl indoles in moderate to good yields from indoles and sodium sulfonates in the presence of oxone in water (Scheme 182).²⁸⁵ Both electron-donating (Me and OMe) and electron-withdrawing (F and Br) substituents on the indole ring usually had no significant influence on the outcome. Unfortunately, 2-methylindole and 5-nitro indole proved to not be suitable substrates for this transformation.

Chen, Yu and co-workers developed the electrochemical C-2 sulfonylation of 1*H*-indole with sodium sulfonates for the synthesis of 2-sulfonyl indoles at room temperature under mild reaction conditions by (Scheme 183).²⁸⁶ A variety of indoles bearing both electron-donating and electron-withdrawing groups underwent sulfonylation with sodium benzenesulfinate to give the



Scheme 182 KI-catalyzed C-2 sulfonylation of indoles with sodium sulfonates.

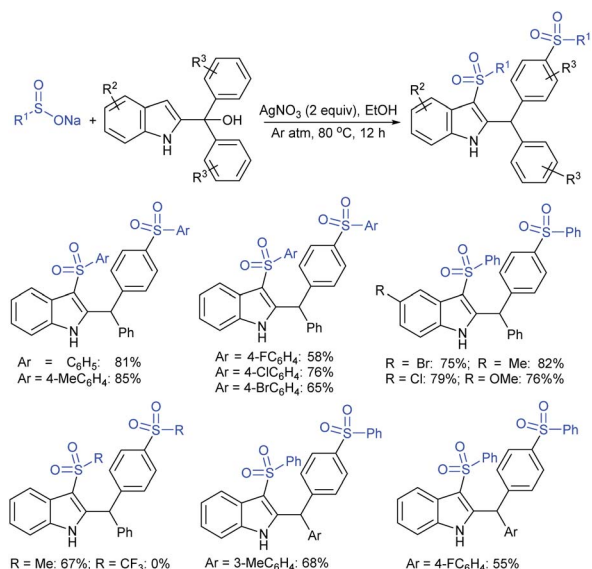


Scheme 183 Electrochemical α -sulfonylation of 1*H*-indole with sodium sulfinates.

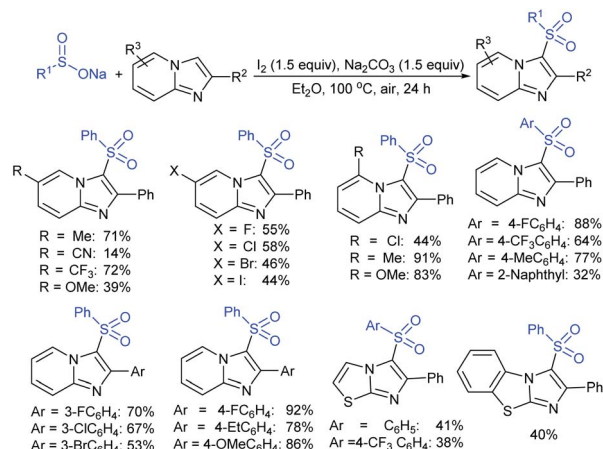
indolyl phenyl sulfones in moderate to high yields. The 2-substituted indole sluggishly formed the 3-sulfonyl indole in trace amounts only. Several sodium arenatesulfonates and alkylsulfonates afforded the corresponding indolyl phenyl sulfones in good to high yields. Subsequently, the electrochemical sulfonylation was used to prepare the Boc protected 2-sulfonyl indole, a biologically active 5-HT6 receptor modulator.

Silver nitrate-mediated site-selective 1,7-disulfonylation of diaryl(1*H*-indol-2-yl)methanols with sodium sulfinates under mild conditions was disclosed by Ji and co-workers (Scheme 184).²⁸⁷ A series of diaryl(1*H*-indol-2-yl)methanol derivatives bearing different substituents on the indole and benzene ring participated efficiently in the disulfonylation. The electron density on the indole ring had no influence, though the benzene ring had a critical impact on the reactivity. Sodium arylsulfonates having electron-donating or electron-withdrawing substituents on the benzene ring equally responded to form the desired 2-(diarylmethyl)-indole diarylsulfones in moderate to good yields. Additionally, sodium methanesulfinate was also well-tolerated and gave the target product in 67% yield; however, sodium trifluoromethanesulfinate did not detect the target product under the same conditions.

In 2018, Zhu, Shao and co-workers demonstrated the iodine-induced direct C–H sulfonylation of imidazo[1,2-*a*]pyridines



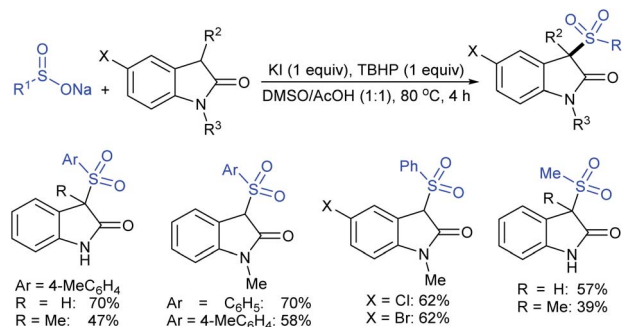
Scheme 184 Ag-mediated disulfonylation of diaryl(1*H*-indol-2-yl) methanols with sodium sulfinates.



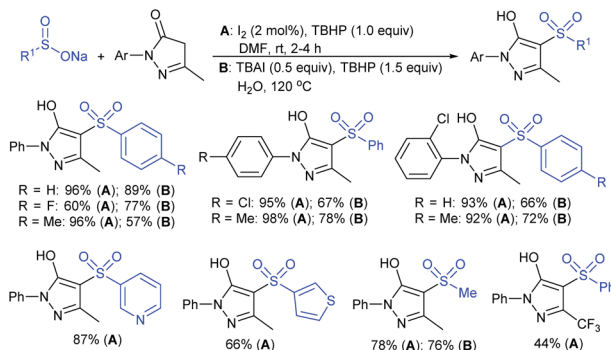
Scheme 185 I₂-PPh₃-mediated sulfonylation of fused imidazoheterocycles.

with sodium sulfinates in Et₂O at 100 °C (Scheme 185).⁹⁶ A broad range of imidazo[1,2-*a*]pyridine-derived sulfones were generated in good to high yields by using imidazo[1,2-*a*]pyridine bearing substituents at C6, C7, and C8 positions with a series of aryl-substituted sulfinate salts. In most cases, both electron-donating and electron-withdrawing substituents on the *para*- and *meta*-positions of the phenyl ring were well-tolerated. The use of sodium pyridine-3-sulfinate was not suitable for providing the desired sulfonylated product. Unfortunately, NO₂-, CN- and *ortho*-substituted imidazo-pyridine substrates gave low yields. No sulfonylation of 2-methylimidazo[1,2-*a*]pyridine and imidazo[1,2-*a*]pyridine was employed. Additionally, fused imidazoheterocycles, 6-phenyl-imidazo[2,1-*b*]thiazole, and 2-phenylbenzo[*d*]imidazo[2,1-*b*]thiazole were also sulfonylated to give the desired products in moderate yields.

Oxindole-derived sulfones were obtained from sodium sulfinates using potassium iodide, *tert*-butyl hydroperoxide (TBHP) in DMSO and acetic acid. The oxidative sulfonylation of various oxindoles with various sodium sulfinates, including *p*-toluenesulfinate, benzenesulfinate, and methanesulfinate, was carried out to give the 3-sulfonyloxindoles (Scheme 186).²⁸⁸ Irrespective of the electronic influence of the substituents on the benzene ring, the corresponding sulfonylated products were obtained in moderate to good yields. The 3-benzyl-substituted oxindole was



Scheme 186 KI-mediated sulfonylation of oxindoles with sodium sulfinates.

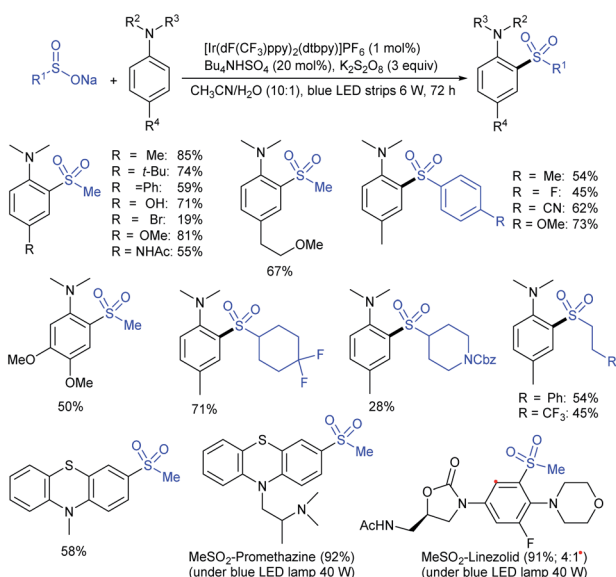


Scheme 187 I_2 -catalyzed direct sulfonylation of pyrazolones with sodium sulfinates.

not a suitable substrate in the sulfonylation to give the quaternary-centered 3-sulfonyloxindole.

A metal-free direct oxidative sulfonylation of pyrazolones was carried out with sodium sulfinates for the synthesis of sulfonated pyrazoles in the presence of TBHP as an oxidant. The Wang group successfully utilized the iodine-catalyst for various pyrazolones with aryl, heteroaryl and aliphatic sulfinates to generate a series of structurally diverse pyrazole-derived sulfones (Scheme 187A).²⁸⁹ The electron-withdrawing CF_3 group at the 3 position of the pyrazolone to afford the desired product in moderate yield. Later, Li *et al.* used TBAI to catalyze the direct sulfonylation of pyrazolones with sodium sulfinates in the presence of TBHP in water as the solvent. A variety of sulfonyl pyrazolone derivatives were obtained from substituted pyrazolones with a broad range of sodium sulfinates (Scheme 187B).²⁹⁰ Sodium trifluoromethanesulfinate and 1,3-dimethyl-1-pyrazol-5(4)-one were also subjected under the same reaction conditions, and no desired products were detected.

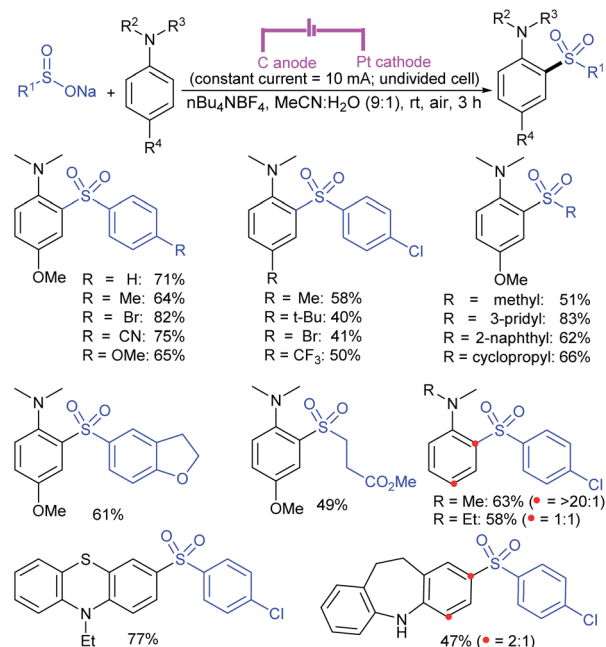
3.4.9.3. *Oxidative sulfonylation of electron-rich arenes.* Willis and co-workers²⁹¹ developed an attractive iridium-catalyzed



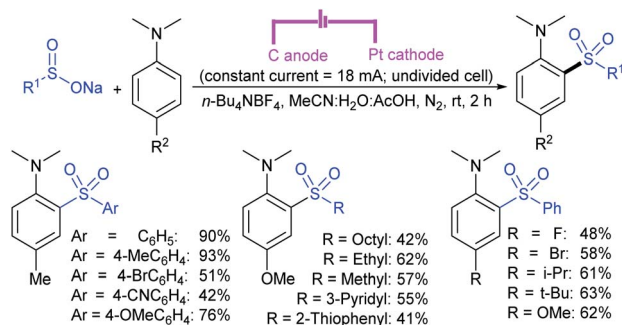
Scheme 188 Ir-catalyzed sulfonylation of anilines with sodium sulfinates.

sulfonylation of aniline derivatives with sodium sulfinates under blue LED (strips) irradiation. A new method without the need for the pre-functionalization of anilines was successfully employed under mild conditions for installing the sulfone moiety (Scheme 188). In a general survey of aniline derivatives, alkyl and aryl substituents on the aromatic ring were smoothly sulfonylated to afford the corresponding sulfones in good to high yields. Additionally, electron-donating aniline substrates bearing methoxy groups at the *ortho*-, *meta*- and *para*-positions all readily proceeded to give the anticipated sulfones in high yields. Next, the different substituents at the nitrogen atom revealed that aromatic groups participated well in the direct sulfonylation. A broad range of sulfinate salts, such as cycloalkyl, linear and branched alkyl, and aryl sulfinates were also suitable substrates in this transformation. A series of sulfonylated anilines having different functionalized groups were obtained in good to high yields. The broad applicability of this process was extended for the sulfonylation of promethazine and linezolid drugs. The promethazine (neuroleptic medication) underwent sulfonylation and yielded 92% with high regioselectivity; however, linezolid (antibiotic) was sulfonylated to provide two regioisomeric sulfones in 91% yield. Of note, in most cases, sulfonylation occurred predictably at the *ortho*- and *para*-positions concerning the amino substituent.

The Li group established an interesting electrochemical protocol to couple *N,N*-disubstituted anilines with sodium sulfinates in the absence of transition metal catalyst using undivided cells at room temperature (Scheme 189).²⁹² The electrooxidative C–H sulfonylation of *N,N*-dimethyl aniline was coupled smoothly with a series of aryl, heteroaryl, and alkyl sulfinates and furnished the desired aniline-derived sulfones in moderate to excellent yields. The different substituents were at the nitrogen atom of aniline derivatives with sulfinate, and the site selectivity controlled



Scheme 189 Electrochemical protocol to couple *N,N*-disubstituted anilines with sodium sulfinates.

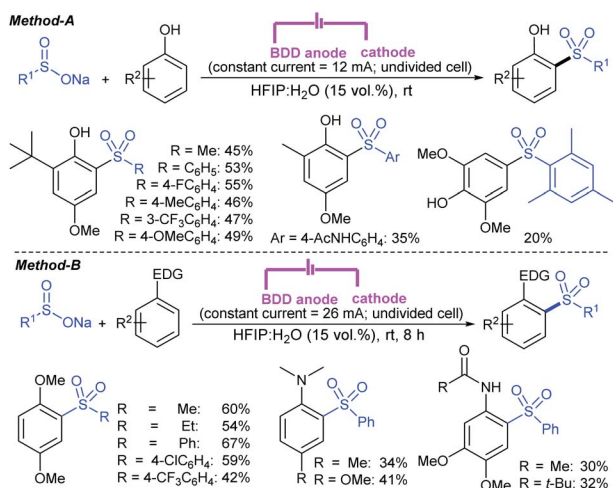


Scheme 190 Electrochemical sulfonation of arenes and aniline derivatives with sodium sulfonates.

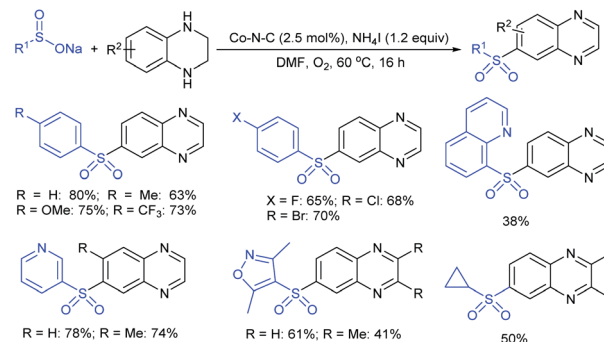
by the steric hindrance effect of amino substituents led to *ortho*- and *para*-sulfonated products or a mixture of both isomers.

At the same time, Lei and co-workers reported a similar oxidative electrochemical *ortho*-sulfonation of *N,N*-dialkyl anilines with sodium sulfonates by using undivided electrochemical cells at room temperature (Scheme 190).²⁹³ A broad range of aryl and heteroaryl sulfonates were smoothly reacted with 4-methyl *N,N*-dimethylanilines for generating the desired sulfones in moderate to high yields. Also, sodium alkyl sulfonates, such as methanesulfonate, ethanesulfonate, and octanesulfonate were suitable for electrooxidative sulfonation. Moreover, different 4-substituted *N,N*-dimethylanilines and *N,N*-diethyl-4-methylaniline with electron-donating and electron-withdrawing groups afforded the corresponding diaryl sulfones in good yields. Moreover, the scalable electrochemical sulfonation was successfully performed at a 5 mmol scale reaction in a beaker in open-air conditions.

In 2019, Waldvogel and co-workers²⁹⁴ demonstrated the direct electrochemical sulfonation of phenols with sodium sulfonates under boron-doped diamond electrodes (BDD) in an HFIP-water mixture at ambient temperature. A series of both diaryl and aryl sulfones was accessed in acceptable yields by using several substituted phenols and different aryl and alkylsulfonates substrates (Scheme 191A). Variations on the phenol moiety showed



Scheme 191 Electrochemical sulfonation of arenes and aniline derivatives with sodium sulfonates.

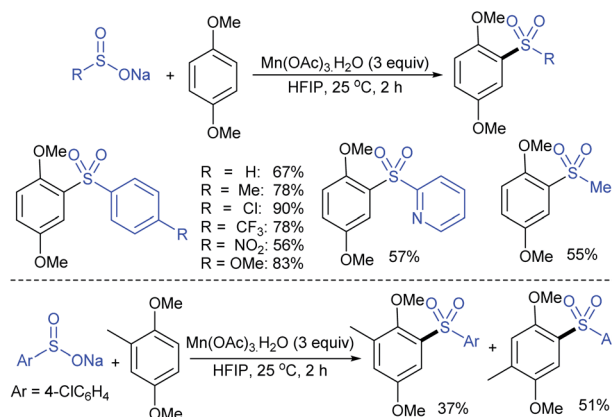


Scheme 192 Co-N-C catalysed selective C-H oxidative sulfonation of tetrahydro-quinoxalines with sodium sulfonates.

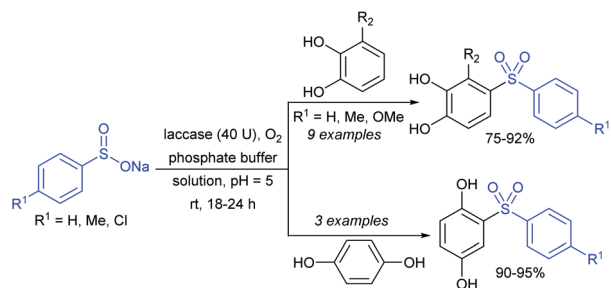
a significant influence on the yields. Also, a scalable electrolytic experiment was performed at almost the same level of yield. Subsequently, the same group successfully conducted oxidant-free electrochemical sulfonation of anisole and aniline derivatives with sodium sulfonates (Scheme 191B).²⁹⁵ Various substituted anisoles with functionalized aryl and alkylsulfonates resulted in a wide range of aryl sulfones in moderate yields. Moreover, anilides and *N,N*-dimethylanilines were successfully sulfonated to provide the desired products in low to moderate yields.

A highly dispersed and acid-resistant subnanometer cobalt catalyst (<1 nm) was designed using a MOF-template and prepared for selective C-H oxidative sulfonation of tetrahydroquinoxalines (THQX) with sodium sulfonates (Scheme 192).²⁹⁶ Zhang and co-workers found that the variation of both coupling partners under the catalytic sulfonation enabled the generation of a series of sulfonylquinoxalines in moderate to high yields. The merits of this protocol were good functional tolerance, broad substrate scope, and excellent regio- and chemoselectivity. Additionally, unsymmetrical THQX were reacted with sulfonates to produce two regioisomers in almost 1 : 1 ratios with no specific regioselectivity. The Co-N-C catalyst was reused to run the model reaction five consecutive times, where the catalytic activity and reaction selectivity well retained.

The Mn(OAc)₃-promoted oxidative C-H sulfonation of 1,4-dimethoxybenzene with sodium sulfonates was developed by



Scheme 193 Mn(OAc)₃-promoted oxidative C-H sulfonation of 1,4-dimethoxybenzene with sodium sulfonates.

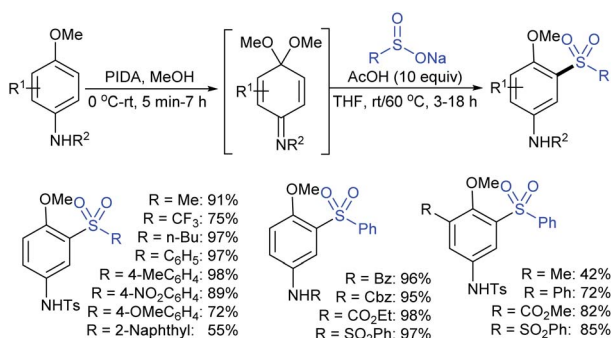


Scheme 194 Laccase-40 U-promoted oxidative sulfonylation of hydroquinone or catechols with sodium sulfinates.

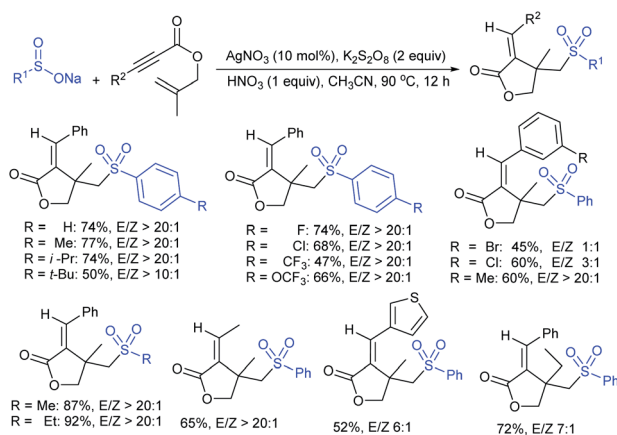
Manolikakes and co-workers²⁹⁷ under mild reaction conditions. Various arenesulfonates bearing electron-withdrawing or electron-donating groups smoothly reacted with 1,4-dimethoxybenzenes and provided diaryl sulfones in moderate to high yields (Scheme 193). Additionally, naphthalene-sulfinate, 2-pyridinesulfinate and sodium methanesulfinate were also suitable substrates to furnish the corresponding sulfones in good yields. Moreover, the reaction of the unsymmetrical 1,4-dimethoxy-2-methylbenzene coupled with sodium 4-chlorobenzenesulfinate, led to the formation a regioisomeric mixture of sulfones. The oxidative coupling of other electron-rich arenes, such as anisole, 4-methyl anisole, 1,2/1,3-dimethoxybenzene, did not afford the desired products and was limited to 1,4-dimethoxybenzene derivatives only.

The Habibi group employed laccase-40 U (from *Trametes versicolor*)-promoted aerobic oxidative sulfonylation of catechols or hydroquinone with sodium benzenesulfonates in the presence of O₂ as an oxidant and a phosphate buffer solution as a solvent at room temperature (Scheme 194).²⁹⁸ A series of diaryl sulfone analogs were obtained in moderate to high yields using a variety of catechols with substituted arylsulfonates under this green and eco-friendly transformation.

The Mhaske group employed an efficient oxidative sulfonylation of *p*-anisidine substrates *via* a reactive quinone imine ketal intermediate with sodium sulfinates to synthesize aryl sulfones involving two steps in a one-pot operation (Scheme 195).²⁹⁹ A variety of aryl, heteroaryl and alkyl sulfinate salts were smoothly coupled with *N*-tosyl *p*-anisidine to furnish different sulfonylated products in good to high yields. Instead of the *N*-tosyl group, other kinds of *N*-protected *p*-anisidines were also



Scheme 195 Oxidative sulfonylation of *p*-anisidine substrates with sodium sulfinates.

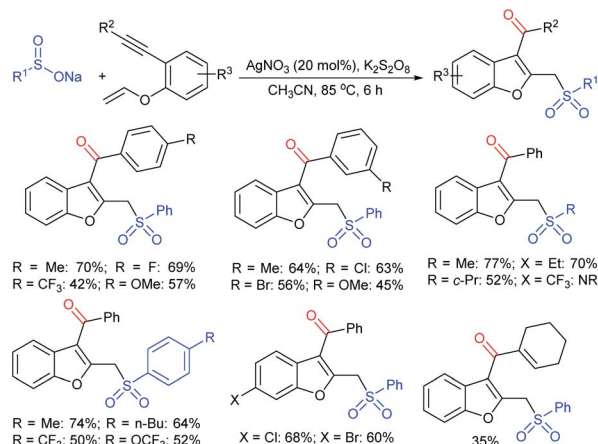


Scheme 196 Ag-catalyzed radical cascade ring-closing sulfonylation of 1,6-enynes with sodium sulfinates.

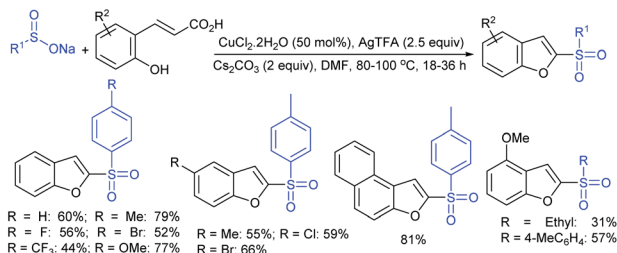
compatible, whereas *N*-pivaloyl *p*-anisidine furnished sulfone in a low yield. Various substituents on the aryl ring of *p*-anisidines required high temperature (60 °C) to participate under the developed protocol. The electron-withdrawing group on the *p*-anisidine moiety was well-tolerated rather than electron-donating substituent on *p*-anisidine. Similarly, Konovalova and co-workers³⁰⁰⁻³⁰² employed the nucleophilic addition of the quinone imine ketal intermediate with sodium arenesulfonates to furnish 1,4-, 1,6-, and 6,1-addition products of *N*-arylsulfonyl, *N*-aroyl, and *N*-[arylsulfonylimino(phenyl)methyl] derivatives.

3.4.10. Ring-closing sulfonylation

3.4.10.1. Construction of oxa-heterocycles. An efficient construction of various sulfonylated lactones *via* Ag-catalyzed radical cascade ring-closing sulfonylation of 1,6-enynes with sodium sulfinates was described by Jiang and co-workers (Scheme 196).³⁰³ The ring-closing sulfonylation reaction proceeded through a tandem of C-C and C-S bond formation under mild conditions. The radical sulfonylation of various substituted 1,6-enynes occurred on reaction with aromatic and aliphatic sulfinates to form the anticipated sulfonylated



Scheme 197 Ag-catalyzed oxidative cyclization reaction of 1,6-enynes and sodium sulfinates.

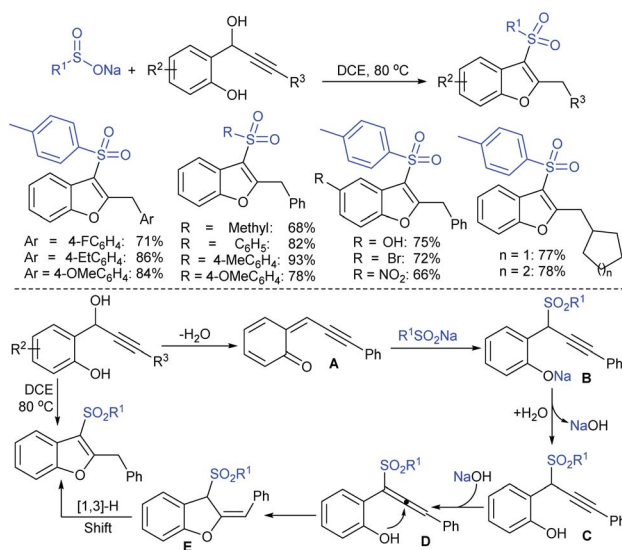


Scheme 198 Co(OAc)₂·4H₂O/KI catalyzed ring-closing sulfonylation of *N*-alkyl-*N*-methacryloyl benzamides with different sodium sulfonates.

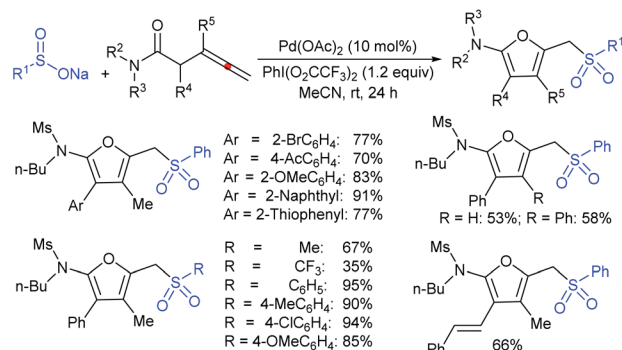
lactones in good to high yields. Surprisingly, the cascade cyclization-sulfonylation of 2-thiophenyl and 2-naphthyl-derived sulfonates failed to provide the desired products.

Afterwards, the same group efficiently developed the AgNO₃-catalyzed oxidative cyclization reaction of 1,6-enynes and sodium sulfonates for the synthesis of various sulfonylated benzofurans. Both aryl and alkyl sodium sulfinate substrates were explored for sulfonylation with a wide range of 1,6-enynes to afford different 2,3-disubstituted benzofurans in moderate to good yields under mild conditions (Scheme 197).³⁰⁴ However, the trifluoromethanesulfinate and heteroaryl-derived sulfonates were not suitable substrates for this transformation. Generally, the relative reaction rate steadily decreased with the conversion from aryl- to alkyl-substituted 1,6-enynes, indicating that the conjugative effect has an influence. A variety of substituted aryl-linked 1,6-enynes showed excellent tolerance in the oxidative sulfonylation.

The efficient construction of 2-sulfonylbenzo[*b*]furans was induced by the CuCl₂·2H₂O/AgTFA system using *trans*-2-hydroxycinnamic acids and sodium sulfonates. The cascade decarboxylation reaction proceeded *via* tandem C–S and C–O bonds formation under mild conditions (Scheme 198).³⁰⁵ A variety of aromatic and aliphatic sulfonates easily reacted with *trans*-2-



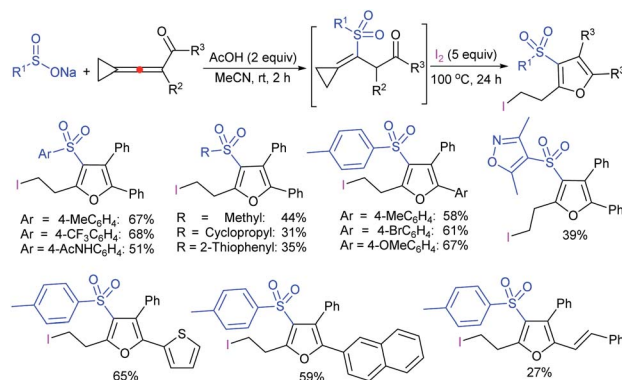
Scheme 199 Ring-closing sulfonylation of *o*-hydroxyphenyl propargyl alcohols (*o*-HPPAs) and sodium sulfonates with its mechanistic processes.



Scheme 200 Pd-catalyzed ring-closing sulfonylation of homoallyl amides with sodium sulfonates.

hydroxycinnamic acids, whereas the scope of *trans*-2-hydroxycinnamic acids was well-tolerated to give a series of 2-sulfonylbenzo[*b*]furan derivatives in moderate to good yields. Meanwhile, benzofuran-2-carboxylic acid treated with sodium sulfonates under the same conditions did not produce the expected 2-sulfonylbenzo[*b*]furans.

A competent and straightforward approach to the synthesis of 3-sulfonylbenzofurans was achieved *via* *o*-hydroxyphenyl propargyl alcohols (*o*-HPPAs) and sodium sulfonates with no assistance from any reagent or catalyst (Scheme 199).³⁰⁶ The reaction proceeded through sulfa-Michael addition and oxy-cyclization of the *in situ* generated *o*-QM as a bifunctional transient intermediate. The effect of substitution on the alkyne terminus of *o*-HPPA was studied with electronically neutral and electron-rich substitutions that gave 2,3-disubstituted benzofurans in good to high yields. Further, the scope of the reaction with respect of aryl and methyl sulfonates was also explored to generate a few corresponding analogs in good yields. The efforts made toward the synthesis of 3-sulfonylindole variant was unsuccessful. A possible mechanism involves the *o*-QM key intermediate **A** from *o*-HPPA by expelling the water (Scheme 216). Next, the 1,4-addition of *o*-QM by sulfinate salt gives the sodium phenoxide intermediate **B** and regenerates the phenolic species **C** with liberating NaOH. Finally, deprotonation at a benzylic position with



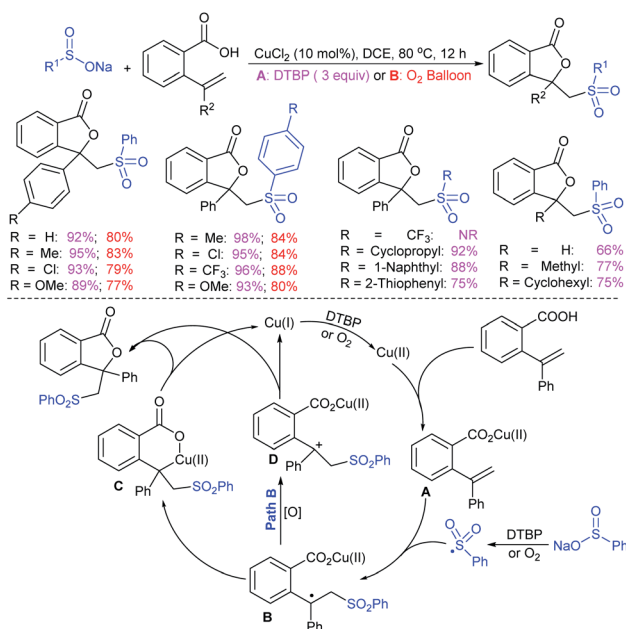
Scheme 201 One-pot method conjugate addition and 5-*endo*-trig cyclization of 3-cyclopropylideneprop-2-en-1-ones with sodium sulfonates.

NaOH through allenyl isomerization gives the allene-type intermediate **D**, which undergoes 1,3-proton migration, leading to 2,3-disubstituted benzofuran derivatives.

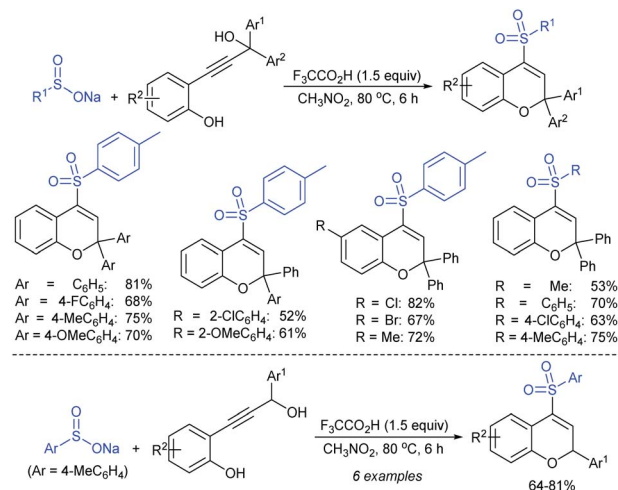
The Zhu group accessed tetrasubstituted furans through the palladium-catalyzed ring-closing sulfonation of homoallenyl amides with sodium sulfonates in the presence of $\text{PhI}(\text{O}_2\text{CCF}_3)_2$ as the oxidant (Scheme 200).³⁰⁷ Gratifyingly, a wide variety of homoallenyl amides smoothly coupled with various aromatic and aliphatic sulfonates to afford the desired structurally diverse 2-amino-5-sulfonylmethylfurans in good to high yields. The reaction with sodium methanesulfonate or sodium trifluoromethanesulfonate generated the desired products in 67% or 35% yield, respectively. The cyclization-sulfonation was fairly general, however, substitution at another end of the homoallenyl amides yielded the desired products in only trace amounts.

Highly functionalized 3-sulfonylfurans were furnished in a one-pot operation described by the Ren group³⁰⁸ *via* conjugate addition and 5-*endo*-trig cyclization of 3-cyclopropylidene-prop-2-en-1-ones with sodium sulfonates under the influence of iodine (Scheme 201). A wide array of aromatic and aliphatic sulfonates were successfully surveyed without any special electronic effect and afforded a series of 3-sulfonylfurans in moderate to good yields. Furthermore, several representative 3-cyclopropylidene-prop-2-en-1-ones also furnished the desired sulfonylated furan derivatives in acceptable yields. The one-pot method was also performed at 5.0 mmol scale reaction, thus indicating the transformation was easily to scalable without the loss of efficiency.

Copper-catalyzed ring-closing sulfonation of 2-vinylbenzoic acids with sodium sulfonates for the synthesis of sulfonyl phthalide derivatives. Weng, Lu and co-workers realized di-*tert*-butyl peroxide or molecular oxygen as the terminal oxidant for this protocol (Scheme 202).³⁰⁹ Various electron-donating and electron-withdrawing groups on the phenyl ring



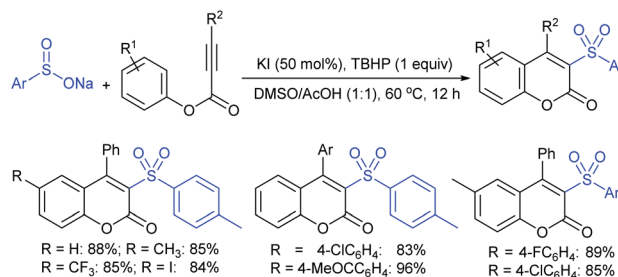
Scheme 202 Cu-catalyzed ring-closing sulfonation of 2-vinylbenzoic acids with sodium sulfonates and mechanistic pathways.



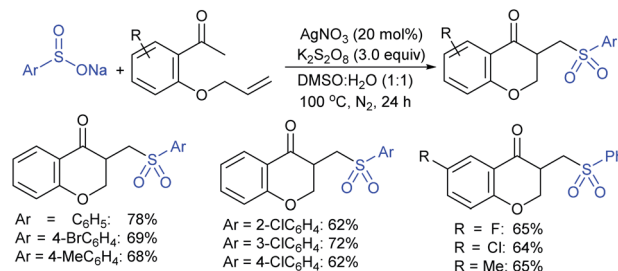
Scheme 203 Ag-catalyzed ring-closing sulfonation of isocyanobiphenyls with sodium sulfonates.

of 2-vinylbenzoic acids reacted smoothly with sodium benzenesulfonate to afford the corresponding products in good to high yields. Besides, a wide range of aromatic and aliphatic sulfonate salts efficiently underwent the construction of lactone-derived sulfones in moderate to high yields. The sodium trifluoromethanesulfonate failed to provide the desired product. A gram-scale reaction was performed successfully for the preparation of sulfonylated phthalide in high (90%) yield. The mechanism was believed to proceed through two possible pathways, either ionic or radical steps. Initially, the vinylbenzoic acid reacted with Cu(II) to form Cu-carboxylate **A** and sodium sulfonate was oxidized by DTBP or O₂ to generate the sulfonyl radical. Subsequently, radical sulfonation of the double bond of **A** afforded the rationally stable benzyl radical intermediate **B**. The path-A involves the C–O bond construction of **B** to form the Cu(III)-cyclic complex **C**, or the oxidation of **B** leads to the benzyl carbocation intermediate **D** *via* path-B. Finally, the reductive elimination of **C** or benzyl carbocation **D** undergoes cyclization to obtain the expected lactone. The Cu(II) species was regenerated to continue further catalytic cycle in both pathways.

The TFA-promoted ring-closing sulfonation of 2-propynolphenols with sodium sulfonates was developed by Liang and co-workers for the synthesis of 4-sulfonyl 2*H*-chromenes under mild conditions (Scheme 203).³¹⁰ The reaction occurred by the nucleophilic addition of sulfonates to the allenyl carbocation



Scheme 204 KI/*t*-BuOOH for the ring-closing sulfonation of phenyl propiolates with sodium sulfonates.

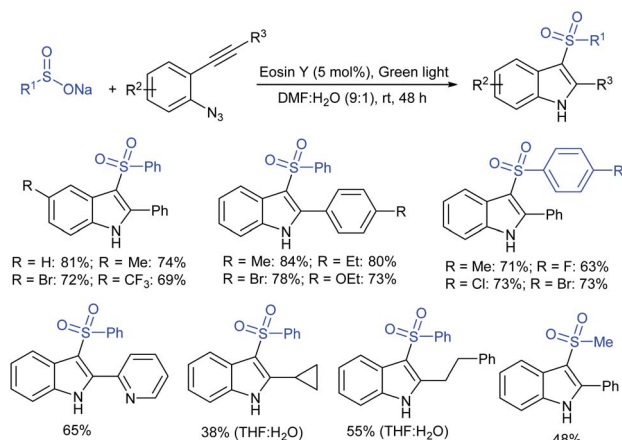


Scheme 205 Ag-catalyzed cascade radical cyclization of *o*-(allyloxy)arylaldehydes and sodium sulfinates.

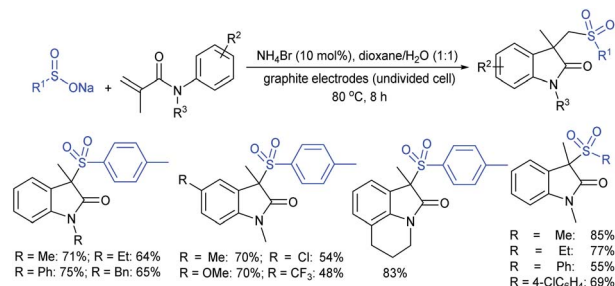
intermediate followed by a 6-*endo*-trig pathway. Various symmetrical and unsymmetrical tertiary propargylic alcohols could be transformed into the desired products in moderate to high yields. However, substrates bearing alkyl groups failed to give the corresponding products. The limited scope of arylsulfonates and methanesulfonate was also investigated to generate the corresponding products in good yields. Further, secondary propargylic alcohols bearing electron-donating groups generated 2-aryl-4-sulfonyl 2*H*-chromenes in moderate to good yields. However, the electron-withdrawing substrates successfully afforded the desired products.

A combination of the potassium iodide and *tert*-butyl hydroperoxide reagent system for the ring-closing sulfonylation of phenyl propiolates with sodium sulfinates was presented by Zhang and co-workers (Scheme 204).³¹¹ A variety of functional groups were tolerated on phenyl 3-phenylpropiolates with a few aryl-substituted sulfinates to give the corresponding 3-phenyl-sulfonylcoumarins in good yields. Although no obvious electronic effect was observed, sodium cyclohexane-sulfinate did not give the desired product.

In 2020, Han *et al.* developed the silver-catalyzed cascade radical cyclization of *o*-(allyloxy)arylaldehydes and sodium sulfinates using K₂S₂O₈ as an oxidant for the synthesis of chroman-4-one derivatives (Scheme 205).³¹² By evaluating a variety of arylsulfonates and substituted *o*-(allyloxy)arylaldehydes, they were all well tolerated and afforded the corresponding analogs in satisfactory yields. Diverse electron-withdrawing and electron-donating groups did not show an appreciable effect on the outcome.



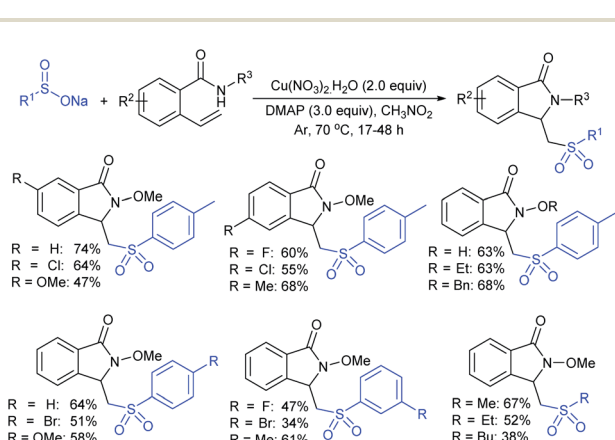
Scheme 206 Eosin Y photoredox catalysis of 2-alkynyl-azido-arenes with sodium sulfinates.



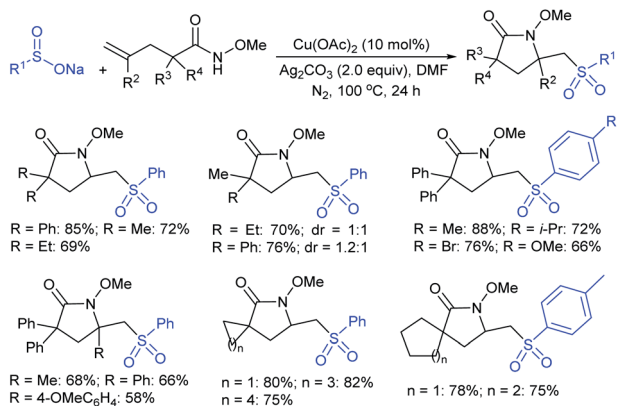
Scheme 207 Electrochemical ring-closing sulfonylation of *N*-substituted acrylamides with different sodium sulfinates.

3.4.10.2. Construction of aza-heterocycles. An eosin Y-catalyzed net redox neutral process was conducted for the synthesis of 3-sulfonylindoles *via* the anionic oxidation of sodium sulfinates under the influence of visible light irradiation. A radical cascade ring-closing sulfonylation of 2-alkynyl-azido-arenes was developed by Kshirsagar and co-workers (Scheme 206).³¹³ The substrate scope of 2-alkynyl-azido-arenes treated with sodium benzenesulfinate and proceeded well to the 3-sulfonylindoles in good to high yields. Moreover, a variety of aromatic and aliphatic sulfinate salts were subjected to 1-azido-2-(phenylethynyl)benzene and proceeded smoothly to deliver the corresponding products in 43–73% yields. The reaction offered metal and oxidant/reductant-free visible light-mediated vicinal sulfonylation of alkynes and led to 2-aryl/alkyl-3-sulfonylindoles.

Electrochemical cyclization-sulfonylation was developed by Sun and co-workers³¹⁴ for the synthesis of sulfone-derived oxindoles. A wide range of acrylamide and sodium sulfinate substrates were proved to be compatible in the presence undivided cells with NH₄Br (10 mol%) as a redox catalyst (Scheme 207). Generally, a variety of *N*-substituted acrylamides reacted smoothly with sodium 4-methylbenzene sulfinate to provide a wide range of sulfonyl oxindoles in good to high yields, the *N*-unsubstituted and *N*-acetyl acrylamides were found to be ineffective under the same conditions. Next, the scope of the reaction was further explored with various aryl and alkyl sodium sulfinates to yield the desired products. Moreover, the practical and scalable experiment at the 10 mmol scale was also demonstrated for this protocol with comparable efficiency to the small scale reaction.



Scheme 208 Copper-mediated alkene vicinal aminosulfonylation reaction between 2-vinylbenzamide derivatives and sodium sulfinates.

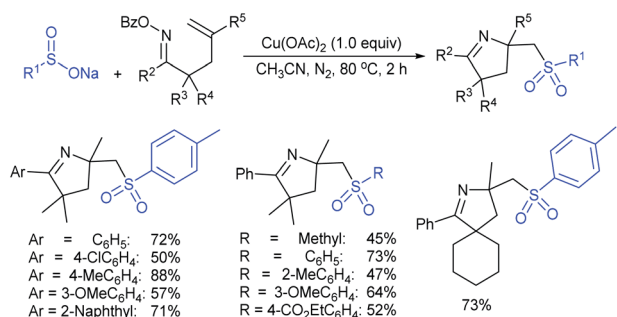


Scheme 209 Copper-mediated alkene vicinal aminosulfonylation reaction between 2-vinylbenzamide derivatives and sodium sulfonates.

Copper mediated the alkene vicinal aminosulfonylation reaction between 2-vinylbenzamide derivatives and sodium sulfonates to access a variety of sulfonated lactams in moderate to good yields (Scheme 208).³¹⁵ The ring-closing sulfonylation reaction proceeded through a tandem C–N and C–S bond formation under mild conditions. Various 2-vinylbenzamide derivatives with aromatic and aliphatic sulfonates in the presence of $\text{Cu(NO}_3)_2 \cdot 3\text{H}_2\text{O}$ produced sulfone-derived lactams in moderate to good yields. The broad functional compatibility of the substitutions on the aryl group including electron-donating and electron-withdrawing group substrates participated well in the reaction.

Rao *et al.*, reported a copper-catalyzed direct aminosulfonylation of unactivated alkenes with sodium sulfonates for the efficient synthesis of sulfonylated pyrrolidones *via* a 5-*exo* cyclization process (Scheme 209).³¹⁶ Generally, the unsaturated quaternary amides reacted smoothly with sodium arylsulfonates and afforded the corresponding aminosulfonylation products in good to high yields. The reaction of α -substituted quaternary amides also generated the desired products in good yields with low diastereoselectivity ratios. Interestingly, α -spiro pyrrolidones were obtained in high yields by the aminosulfonylation of several α -cyclic substrates. A variety of arylsulfonates were suitable and provided the desired sulfonyl pyrrolidones in moderate to high yields, regardless of their electronic properties.

An efficient radical imino-sulfonylation of γ,δ -unsaturated oxime esters with sodium sulfonates for functionalized pyrrolines was

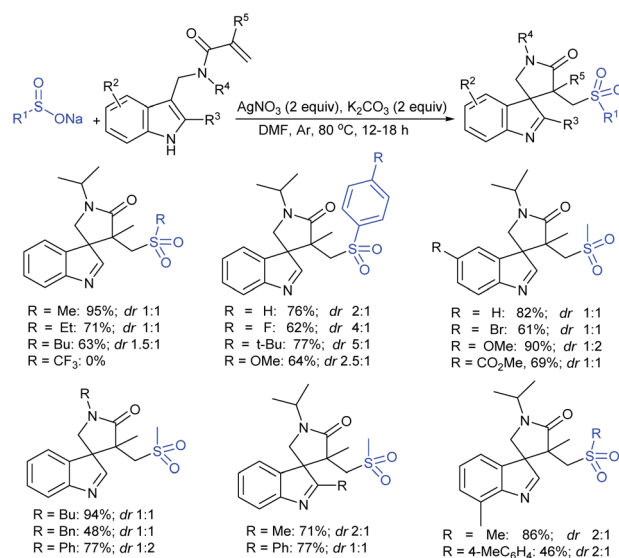


Scheme 210 Copper-mediated imino sulfonylation of γ,δ -unsaturated oxime esters with sodium sulfonates.

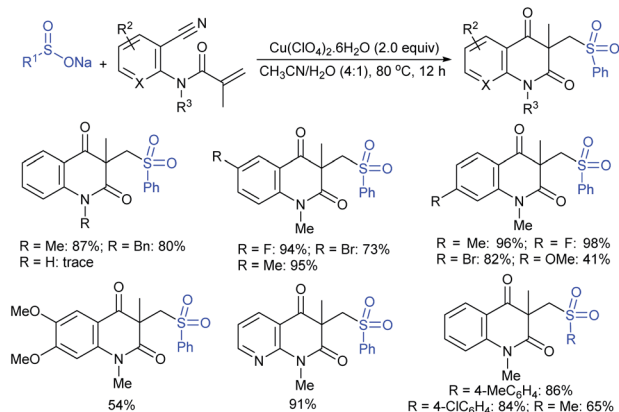
carried out by Chen, Zhu and co-workers (Scheme 210).³¹⁷ The different aryl- and cyclohexyl-substituted oxime esters reacted smoothly with sodium *p*-toluenesulfonate to afford the desired imino sulfonylation products in moderate to good yields. Without a *gem*-dimethyl group on γ,β -unsaturated oxime ester was a poor substrate as explained by the lack of the Thorpe–Ingold effect and the alkyl oxime ester was found to not be a suitable substrate as well. A series of sulfonates with different electronic properties at the *ortho*, *meta* and *para* positions on the benzene ring were explored and were reacted with methanesulfonate to yield the corresponding pyrroline products.

Li, Wang and co-workers described the construction of spiro [indole-3,3'-pyrrolidine]-derived sulfones *via* a silver promoted radical-induced dearomative cascade spiro-annulation of sodium sulfonates and *N*-[(1*H*-indol-3-yl)methyl]methacrylamides (Scheme 211).³¹⁸ A series of aliphatic and aromatic sulfonates were evaluated to give the desired spiro products in moderate to high yields. Additionally, a variety of *N*-[(1*H*-indol-3-yl)methyl]methacrylamides were employed, including the benzene substituents on the indole ring, 2-substituted indoles and *N*-substituted substrates all successfully participated in this transformation to provide sulfonylated spiro [indole-3,3'-pyrrolidines] in good to high yields. To prove the synthetic utility of the dearomative cascade cyclization, it was performed at a larger scale (4 mmol) and afforded the same level of outcome.

A copper-mediated oxidative radical addition/cyclization cascade of *o*-cyanoarylacrylamides with sodium sulfonates was accomplished by Li and co-workers. The use of *N*-methyl- and benzyl-protected *o*-cyanoarylacrylamides with sodium benzenesulfonate afforded the quinoline-2,4-diones whereas the unprotected substrate was not compatible. Additionally, a variety of both electron-donating and-withdrawing groups on the aryl rings were well-tolerated and produced the corresponding quinoline-2,4-dione-derived sulfones in moderate to good yields (Scheme 212).³¹⁹ The pyridineacrylamide substrate also reacted well with sodium benzenesulfonate and obtained



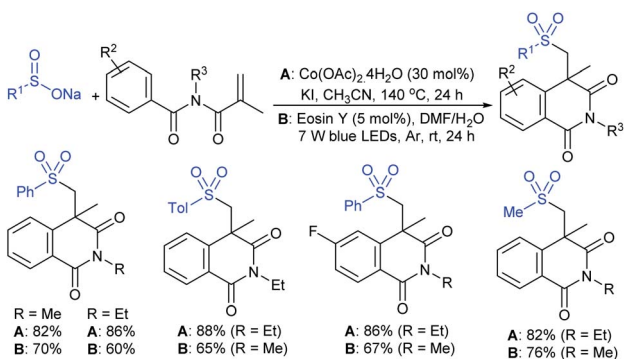
Scheme 211 Ag-promoted radical-induced dearomative cascade spiro-annulation of *N*-[(1*H*-indol-3-yl)methyl]methacrylamides with sodium sulfonates.



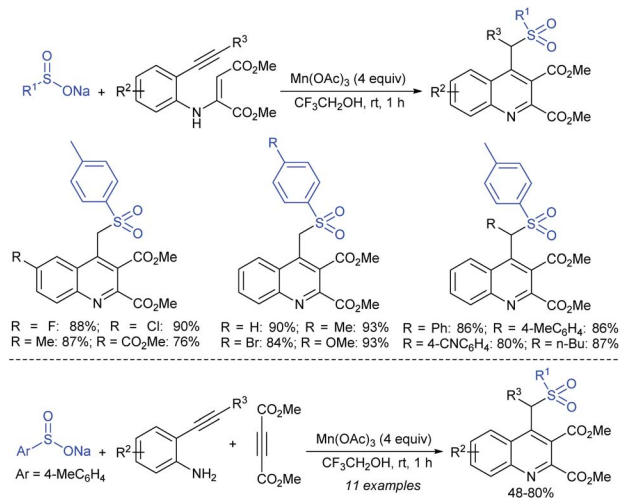
Scheme 212 Cu-mediated oxidative radical addition/cyclization cascade of *o*-cyanoarylacrylamides with sodium sulfinates.

the desired product in 91% yield. Other sodium sulfinates, such as 4-methyl- and 4-chloro-substituted benzenesulfinate salts as well as sodium methanesulfinate provided varied sulfonylated quinoline-2,4-diones in good yields.

A combination of $\text{Co}(\text{OAc})_2 \cdot 4\text{H}_2\text{O}$ and KI-catalyzed ring-closing sulfonylation of *N*-alkyl-*N*-methacryloyl benzamides with different sodium sulfinates in CH_3CN afforded isoquinoline-1,3(2*H*,4*H*)-dione derivatives. Zhou and co-workers employed both electron-donating and electron-withdrawing groups on the aryl rings of *N*-alkyl-*N*-methacryloyl benzamide, which did not affect the reaction yields with different aryl/alkyl sulfinate affording the corresponding products in 55–88% yields (Scheme 213A).³²⁰ Varying the *N*-alkyl (ethyl, methyl and isopropyl) groups had no obvious effect, however, *N*-H and *N*-OH-derived substrates did not afford the expected products. Subsequently, Zuo *et al.* reported that the eosin-Y catalyzed *N*-alkyl-*N*-methacryloyl benzamides with sodium sulfinates under visible light irradiation afforded isoquinoline-1,3(2*H*,4*H*)-diones (Scheme 213B).³²¹ Several substituted *N*-methacryloylbenzamides at different positions of the benzene ring were smoothly reacted with a series of aryl/alkyl sulfinates to produce a wide range of corresponding products in good yields. Sodium trifluoromethanesulfinate was also used, however, the desired trifluoromethylsulfonylation product was not formed.



Scheme 213 $\text{Co}(\text{OAc})_2 \cdot 4\text{H}_2\text{O}/\text{KI}$ or Eosin-Y-catalyzed ring-closing sulfonylation of *N*-alkyl-*N*-methacryloyl benzamides with different sodium sulfinates.

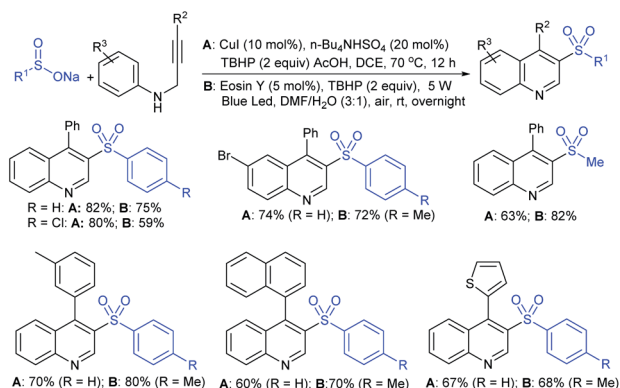


Scheme 214 $\text{Mn}(\text{OAc})_3$ -mediated sulfonylation-cyclization reaction between 2-(2-alkynylphenyl)aminomaleates and sodium sulfinates.

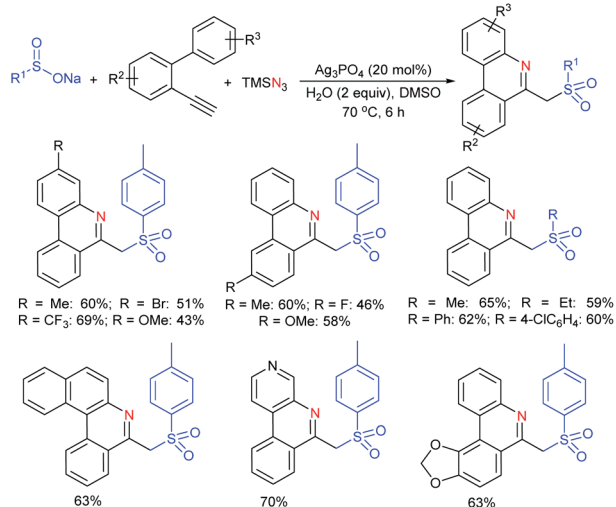
As compared with the conventional method, photoredox catalysis showed inferior results.

$\text{Mn}(\text{OAc})_3$ -mediated the sulfonylation-cyclization reaction between 2-(2-alkynylphenyl)aminomaleates and arylsulfinic acid sodium salts to produce trisubstituted quinolines (Scheme 214).³²² A variety of functional groups including the methoxy, halo, cyano, and carbonyl ester of aminomaleates are compatible with arylsulfonyl radical-triggered 6-*endo-trig* cyclization and aromatization. A sequential one-pot, two-step sulfonylation-cyclization was also developed *via* the three-component coupling of (2-ethynylphenyl) amine, dimethylacetylene dicarboxylate (DMAD) and sodium *p*-toluenesulfinate, which afforded 4-arylsulfonyl-methyl substituted quinolines in reasonable (48–80%) yields.

The Zhang group reported a facile method for the synthesis of 3-sulfonylated quinolines *via* copper-catalyzed electrophilic cyclization of *N*-propargylamines using sodium sulfinates. A variety of *N*-propargylamines smoothly underwent the ring-closing sulfonylation with various aryl or alkyl sodium sulfinates and afforded a series of 3-sulfonylquinoline derivatives in moderate to high yields (Scheme 215A).³²³ More recently, Huang



Scheme 215 Electrophilic cyclization of *N*-propargylamines using sodium sulfinates.

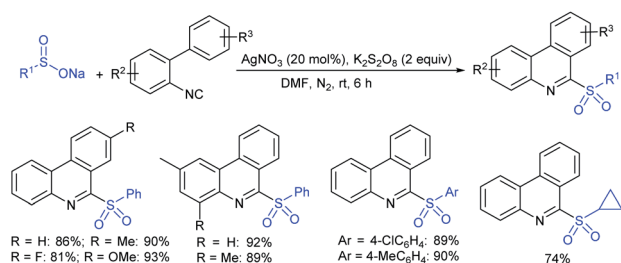


Scheme 216 Ag-catalyzed tandem ring-closing azido-sulfonylation of biphenyl acetylenes, TMSN₃ and sodium sulfinates.

and co-workers also developed an alternative metal-free method for 3-sulfonylated quinolines *via* visible-light irradiation of *N*-propargylanilines with sodium sulfinates. Eosin-Y catalyzed the wide-spread construction of 3-sulfonylquinolines in good to high yields by the ring-closing sulfonylation of various *N*-propargylanilines with sodium aryl and alkyl sulfinates (Scheme 215B).³²⁴ Both of these protocols represent mild and efficient methods for synthesizing 3-sulfonylquinolines for the formation of C–S and C–C bonds in a one step operation; particularly broad functional group tolerance is observed.

A silver-catalyzed tandem ring-closing azido-sulfonylation for the construction of sulfonated phenanthridine derivatives by the reaction of biphenyl acetylenes, TMSN₃ and sodium sulfinates was reported. Bi and co-workers³²⁵ demonstrated that the silver catalyst played dual roles as the activator of the nitro-generation of biphenyl acetylene with TMSN₃ as well as an oxidant for the generation of the reactive sulfonyl radical species from sodium sulfinates. The biphenyl acetylene substrates with either electron-donating or electron-withdrawing groups on both rings afforded the corresponding products in moderate to good yields (Scheme 216). Additionally, both aryl and alkyl sodium sulfinates were suitable substrates to provide the desired phenanthridine derivatives in 59–65% yields.

A direct and efficient silver-catalyzed synthesis of 6-sulfonylated phenanthridines from isocyanobiphenyls and sodium sulfinates

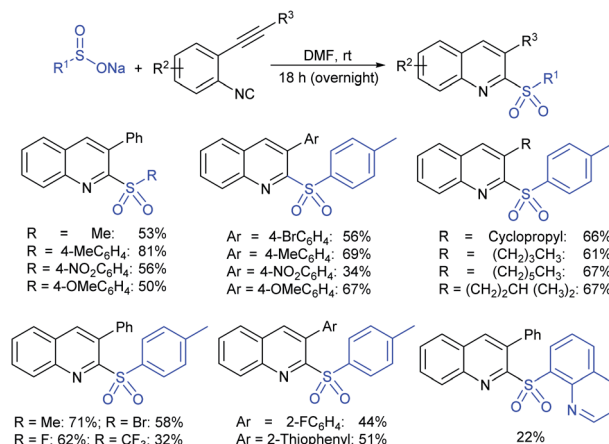


Scheme 217 Ag-catalyzed ring-closing sulfonylation of isocyanobiphenyls with sodium sulfinates.

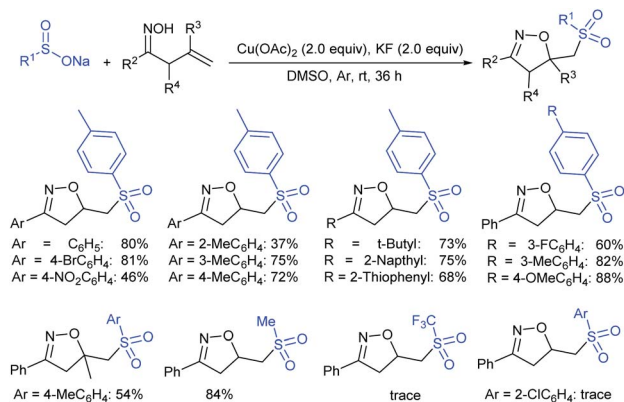
using potassium persulfate as an oxidant at room temperature (Scheme 217) was reported.³²⁶ The sulfonylation was triggered by the insertion of sulfonyl radicals of 2-isocyanobiphenyls and successive cyclization and aromatization were successfully achieved. The generality of the protocol across a wide range of 2-isocyanobiphenyls and sodium sulfinates incorporating various functionalities, such as both electron-donating and electron-withdrawing groups produced the desired 6-sulfonyl phenanthridine derivatives in good to high yields, irrespective of any electronic and steric factors. The regioselectivity dispute was observed when the use of a 2-isocyanobiphenyl bearing an *m*-methoxy substituent was allowed to form a mixture of two regioisomers of the desired products in a ratio of 3 : 1.

The Kuhakarn group presented sulfonylation *via* the triggered 6-*endo* cyclization of *o*-alkynylisocyanobenzenes with sodium sulfinates to produce 2-sulfonylquinolines (Scheme 218).³²⁷ The scope of the reaction was successfully evaluated using various arenesulfonate salts bearing different groups and gave the corresponding products in variable yields. Additionally, sodium methanesulfonate also provided the mesylated quinoline in moderate yield. Unfortunately, sodium trifluoro-methanesulfonate was a challenging substrate for providing the desired product. Further, different types of *o*-alkynylisocyanobenzenes bearing various substituents around phenyl nucleus were well accommodated and generated a series of quinoline-derived sulfones in moderate to good yields. Various aliphatic isocyanobenzenes readily reacted with sodium 4-methylbenzenesulfonate to deliver the corresponding products in good yields.

A copper-mediated oxysulfonylation reaction of alkenyl oximes with sodium sulfinates for the construction of sulfone-derived isoxazolines was established by Wang and co-workers. A wide variety of aromatic β,γ-unsaturated oximes with electron-donating and electron-withdrawing groups as well as a few aliphatic oximes reacted smoothly with sodium *p*-toluenesulfonate and provided the desired sulfones in moderate to good yields (Scheme 219).³²⁸ Oxysulfonylation was successfully applied to construct the desired product of a quaternary carbon-containing sulfone. A series of aromatic and aliphatic sulfinates participated in the cycloannulative-sulfonylation to provide varied sulfone derivatives in satisfactory yields. The



Scheme 218 Sulfonylation *via* the triggered 6-*endo* cyclization of *o*-alkynyl isocyanobenzenes with sodium sulfinates.



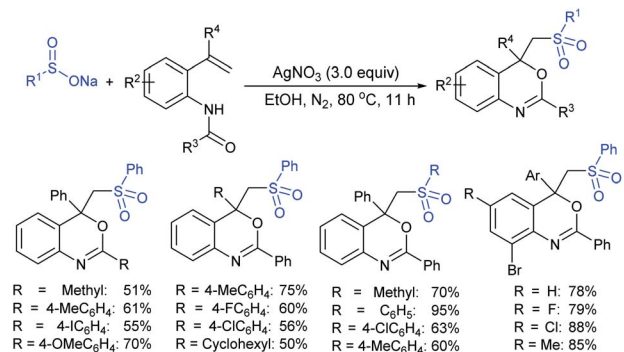
Scheme 219 Copper-mediated oxysulfonylation reaction of alkenyl oximes with sodium sulfonates.

2-chlorophenyl sulfinate and trifluoro-methanesulfinate were poor substrates in this transformation.

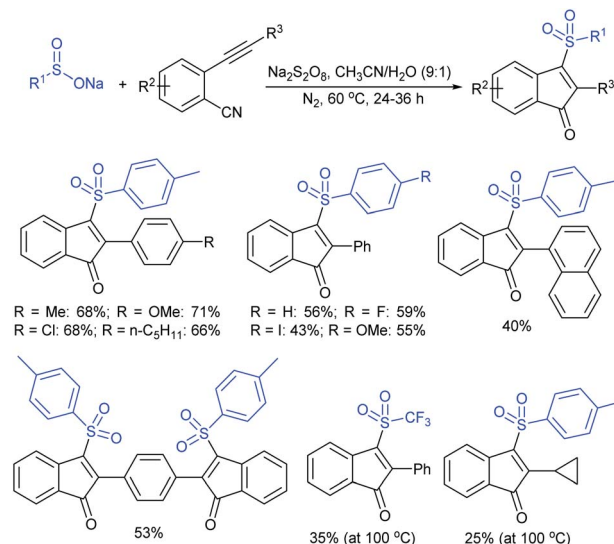
A mild and convenient method was developed for the synthesis of various benzoxazines by using *o*-vinylanilides with sodium sulfonates *via* free radical ring-closing sulfonylation. Silver nitrate catalyzed the oxysulfonylation of various *o*-vinylanilides with aryl- or alkyl sodium sulfonates to produce a variety of valuable sulfonated benzoxazines in moderate to high yields (Scheme 220).³²⁹ A variety of substituents at the α -position of the styrenes and other substituted benzamide derivatives were successfully explored for this transformation.

3.4.10.3. Construction of carbocycles. Sodium persulfate-mediated the convenient synthesis of sulfonyl indenones *via* a ring-closing radical sulfonylation of 2-alkynyl-benzonitriles with sodium arylsulfonates, as was demonstrated by Liang and co-workers (Scheme 221).³³⁰ Various 2-alkynylbenzonitriles were explored with sodium arylsulfonates trifluoromethanesulfinate for the construction of C-C and C-S bonds to form a wide range of sulfonated indenones in moderate to good yields. The trend of the reactivity of 2-alkynylbenzonitriles having the electron-donating group was superior to the electron-withdrawing group.

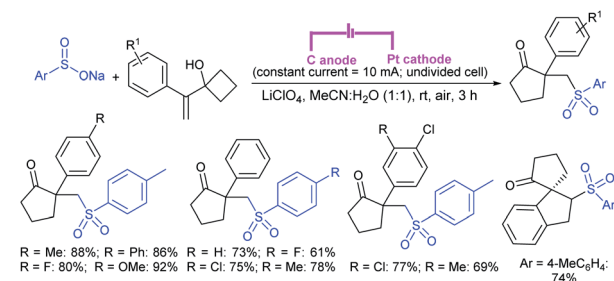
The electrochemical sulfonylation/semipinacol rearrangement of allylic alcohols with sodium sulfonates for the preparation of α,α -disubstituted cyclopentanones with moderate to excellent yields (Scheme 222).³³¹ The transformations involved



Scheme 220 Ag-catalyzed ring-closing sulfonylation of isocyanobiphenyls with sodium sulfonates.



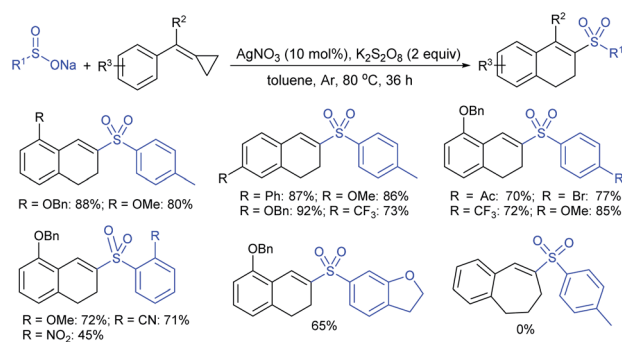
Scheme 221 Na₂S₂O₈-mediated ring-closing radical sulfonylation of 2-alkynylbenzonitriles with sodium arylsulfonates.



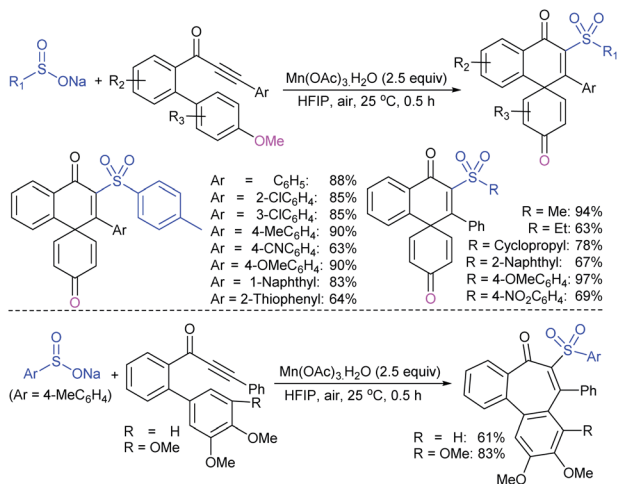
Scheme 222 Electrochemical sulfonylation/semipinacol rearrangement of allylic alcohols with sodium sulfonates.

a 1,2-migration process under oxidant/metal-free mild reaction conditions. A variety of electronic substituents on the benzene ring of cycloalkanol-derived styrenes reacted with arylsulfonates to afford the corresponding products in good yields. Subsequently, spiro 1-indanone was also afforded in good yield with excellent diastereoselectivity and underwent a cation 1,2-migration process.

AgNO₃ catalyzed the ring-opening/closing-sulfonylation of methylenecyclopropanes with sodium sulfonates for the



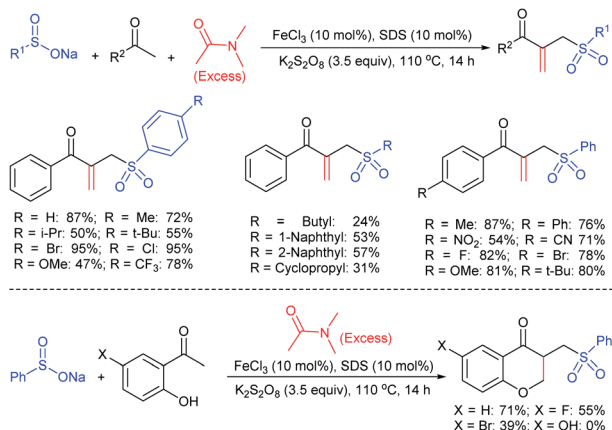
Scheme 223 Sodium persulfate-mediated ring-closing radical sulfonylation of 2-alkynylbenzonitriles with sodium arylsulfonates.



Scheme 224 The Mn(III)-promoted radical sulfonylation/dearomatization reaction between biaryl ynone and sodium sulfinate.

synthesis of sulfone-derived 1,2-dihydronaphthalenes in the presence of K₂S₂O₈ as the oxidant (Scheme 223).³³² A wide range of mono-, di- and trisubstituted or unsubstituted methyl-encyclopropanes reacted smoothly with sodium *p*-tolylsulfinate through difunctionalization to obtain the desired products in good to high yields. Moreover, a series of arylsubstituted sodium sulfinate was successfully converted into substituted 3-sulfonyl-1,2-dihydro-naphthalenes in moderate to good yields, whereas sodium methanesulfinate was afforded in only a trace amount.

Mn(III) promoted the radical sulfonylation/dearomatization reaction between biaryl ynone and sodium sulfinate to construct spiro[5.5]trienones, which was explored by Liu and co-workers (Scheme 224).³³³ The oxidative *ipso*-annulation reaction was explored with a variety of biaryl ynone with different aromatic and aliphatic sulfinate to provide a range of sulfonyl-substituted spiro[5.5]trienones in moderate to high yields. The biaryl ynone substrate bearing two methoxy groups were placed in the *ortho*-positions and two *meta*-methoxy groups proceeded an alternative pathway under same conditions and delivered seven-membered ring products in variant yields.



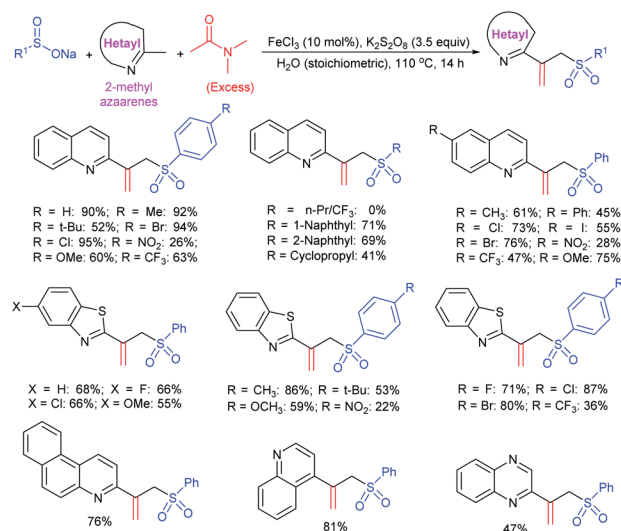
Scheme 225 Fe-catalyzed oxidative coupling of sodium sulfinate, methyl ketone and dimethylacetamide.

3.4.11. Multicomponent reactions

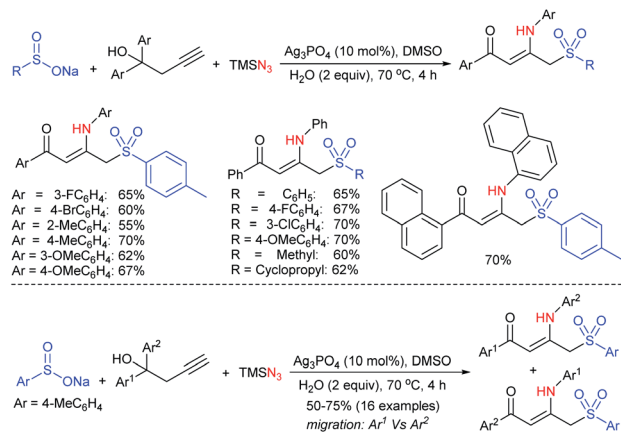
3.4.11.1. Three-component reactions. The Deng group developed the iron-catalyzed oxidative coupling of sodium sulfinate, methyl ketone and dimethylacetamide (DMA as a solvent) in a sequential one-pot manner through C–H functionalization for two C–C and C–S bonds (Scheme 225).³³⁴ A highly chemoselective, three-starting material four-component reaction (3SM-4CR) strategy was carried out for the synthesis of β -acyl allylic sulfones from readily available starting materials. Various aromatic/aliphatic sulfinate and the effect of the substituents on the ketone moiety in DMA gave the desired products in low to high yields. Similarly, the reaction of *o*-hydroxyacetophenone with sodium benzenesulfinate in DMA proceeded smoothly to produce the corresponding sulfonyl chroman-4-one derivatives in moderate to good yields.

The same authors conducted the iron-catalyzed oxidative benzylic C–H functionalization of 2-methylazaarenes, sodium sulfinate and dimethylacetamide (DMA) under mild conditions (Scheme 226).³³⁵ The broad functional group tolerance makes this protocol attractive for the synthesis of highly functionalized quinoline and benzothiazole derivatives. The 2-methylquinolines, 1-methylisoquinoline, 4-methyl-quinoline, 2-methylquinoxaline and 2-methylbenzothiazoles were smoothly coupled with a range of sodium arylsulfinate and provided the corresponding products in moderate to good yields. However, the substrate was limited to the above methyl aza-heterocycles. Other methylheterocycles such as 8-methylquinoline, 2-methylbenzo[*d*]imidazole, 2-methyl-benzo[*d*]oxazole and 2-methylpyrazine failed to react with sodium benzenesulfinate.

The Anderson group developed an unprecedented remote C to N arene migration induced by the *in situ* generation of iminyl radicals from vinyl azides. Ag catalyzed the multicomponent reaction of homopropargylic alcohols, trimethylsilyl azide and sodium sulfinate to access allyl sulfones in good to high yields (Scheme 227).³³⁶ The symmetrical homopropargylic alcohol



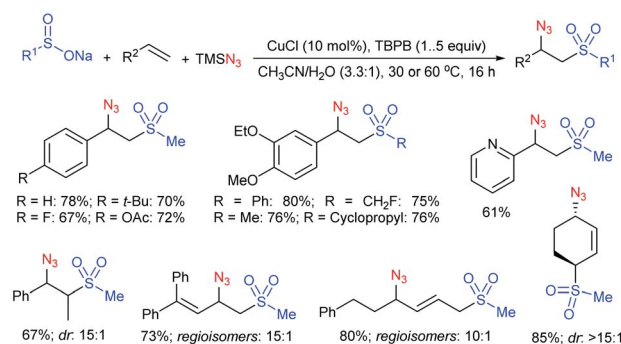
Scheme 226 Fe-catalyzed oxidative coupling of sodium sulfinate, 2-methylazaarenes and dimethylacetamide.



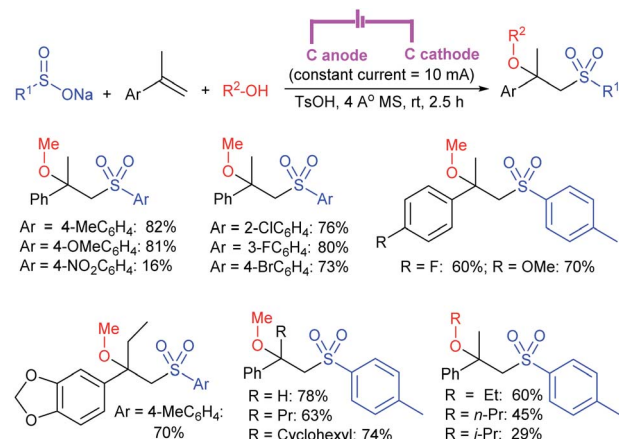
Scheme 227 Ag-catalyzed multicomponent reaction of homo-propargylic alcohols, trimethylsilyl azide and sulfinate salts.

migration products are consistent, whereas the non-symmetric homopro-pargylic alcohols showed interesting chemoselectivity of the migration of the arene groups. The electronic properties of the arylsulfonates revealed a relatively low influence, and alkyl sulfonates also showed comparable efficiency. A range of non-symmetric biaryl propargylic alcohols was subjected to TMSN₃ and sodium *p*-toluenesulfinate under the same rearrangement conditions to afford a mixture of allyl sulfones in moderate to good yields. The competition between two different aryl groups revealed a clear trend for the preferential migration of the more electron-rich arene. The migratory aptitude was deliberated based on the linear free energy relationships that could provide valuable insight into nature's rearrangements. The reaction was conducted using TEMPO or BHT, and the product formation was completely inhibited, resulting in a plausible mechanism outlined as the radical process.

Zhang and co-workers described an efficient method for the synthesis of β-azidosulfonates through the CuCl-catalyzed radical oxidative azido-sulfonylation of alkenes with TMSN₃ and sodium sulfinate (Scheme 228).³³⁷ The combination of the CuCl/TBPB reagent system is widely applicable to a variety of sodium sulfonates and a broad range of alkenes in the vicinal difunctionalization to generate valuable divergent β-azidosulfonate products in moderate to high yields with high selectivity. More interestingly,



Scheme 228 CuCl-catalyzed radical oxidative azido-sulfonylation of alkenes with TMSN₃ and sodium sulfonates.

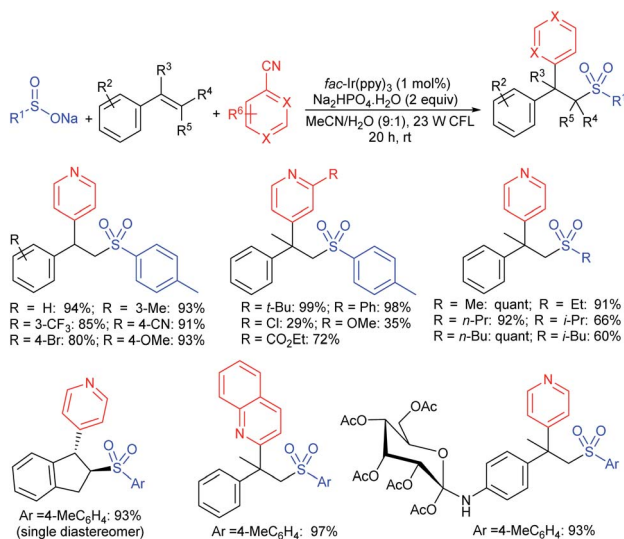


Scheme 229 Electrochemical oxidative vicinal alkoxy-sulfonylation of aryl alkenes with alcohols and sodium sulfonates.

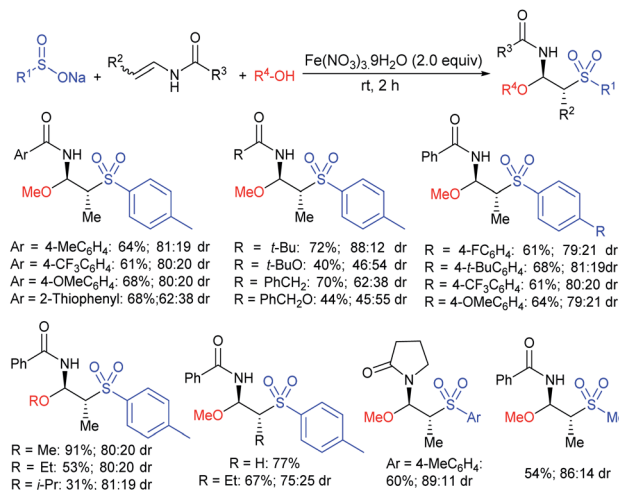
1,3-butadiene and cyclohexa-1,3-diene preferred to form thermodynamically more stable 1,4-addition regioisomers.

The Han group developed an efficient electrochemical oxidative vicinal alkoxy-sulfonylation of aryl alkenes with alcohols and sodium sulfonates for the synthesis of β-alkoxy sulfones. The reaction was conducted in an undivided cell at room temperature using various electron-donating and electron-withdrawing arylsulfonates, a variety of styrenes bearing different substituents on the aromatic ring and MeOH, and proceeded smoothly to give the corresponding β-methoxy sulfones in moderate to good yields (Scheme 229).³³⁸ Additionally, different *α*-substituted styrene derivatives participated and no obvious effect was observed on the outcome (63–78%). Other aliphatic alcohols were also tolerated, however, owing to the low solubility, water was used as a co-solvent and afforded the corresponding alkoxy-sulfonylation products in 29–60% yields. The sodium methanesulfonate was a poor substrate for the transformation.

The photoredox-catalyzed net-redox neutral tandem arylation/sulfonylation of styrene derivatives with sodium



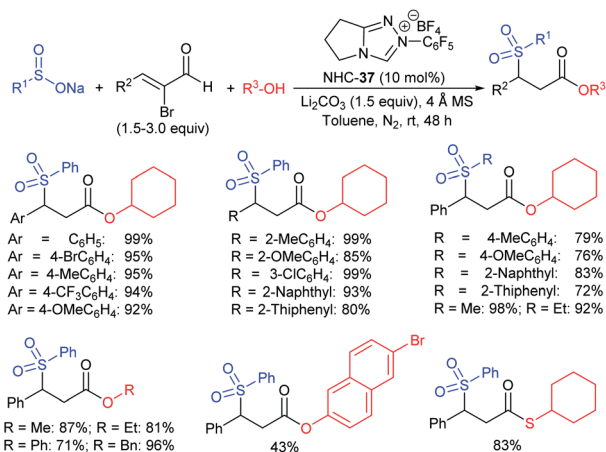
Scheme 230 Photoredox-catalyzed vicinal aryl-sulfonylation of styrene derivatives, cyanopyridines with sulfonic acid salts.



Scheme 231 The Fe-catalyzed vicinal oxysulfonylation of enamides and enecarbamates with sulfinic acid salts and alcohols.

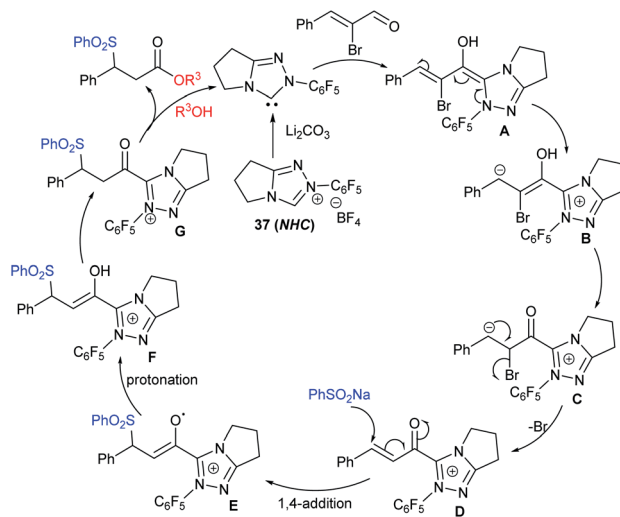
sulfonates and cyanopyridines under visible light irradiation was developed by Opatz and co-workers (Scheme 230).³³⁹ The vicinal aryl-sulfonylation allowed significant variation within each of the three components and showed high diastereoselectivity. A broad variety of substituents were present at the styrene's aromatic core, including electron-donating and electron-withdrawing groups, and the products were obtained in good to high yields. Additionally, α -methylstyrene and β -substituted styrenes were well-tolerated to give desired products in good to excellent yields. The range of aromatic and aliphatic sulfinate salts give higher yields than their branched counterparts. Subsequently, the different substituents on cyanopyridines, 2-cyano-isoquinoline and 2-cyanoquinoline successfully furnished arylsulfonylated products; however, cyanopyridines bearing strong electron-donating substituents afforded only moderate yields. Noteworthy, the styrene-functionalized biomolecules, such as peptide, carbohydrate, cholic acid and estrone-derived alkenes led to the corresponding products without significant impact on the outcome. The visible light-mediated aryl-sulfonylation was also successfully proved at a large scale reaction without any great difference in the yield.

Manolikakes and co-workers developed iron-catalyzed vicinal oxysulfonylation of enamides and enecarbamates with sulfinic acid salts and alcohols for the preparation of oxysulfonylated products. The three-component coupling of various (*E/Z*)-mixture enamides and enecarbamates proceeded smoothly with different aryl/alkyl sulfonates in MeOH at room temperature and furnished diverse β -amidosulfones in moderate to high yields with a satisfactory diastereomeric mixture (Scheme 231).³⁴⁰ The EtOH or *i*-PrOH was used as solvent to deliver the expected β -amidosulfones in low yields, however, other aliphatic alcohols cyclohexanol, phenols or water proved unsuitable. Reactions with cyclic enamides or enecarbamates, as well as pyridine sulfinate or trifluoromethane sulfinate, did not afford the desired products. Moreover, the 1,2-oxysulfonylation process was amendable to the gram-scale synthesis of the amidosulfone products.

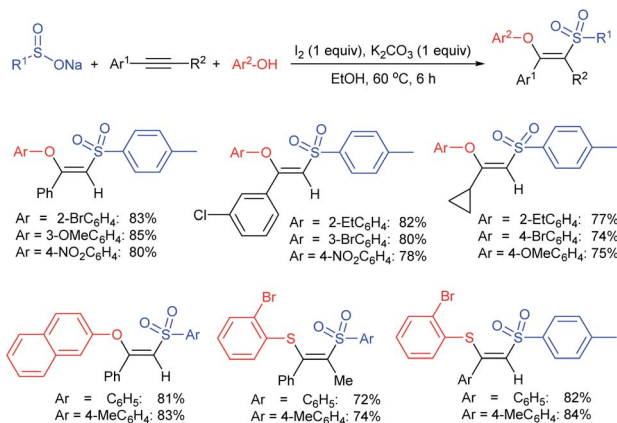


Scheme 232 NHC (37)-catalyzed three-component coupling of β -bromoaldehydes and sodium sulfonates with alcohols.

N-Heterocyclic carbene (NHC-37) catalyzed the three-component β -sulfonylation-esterification of β -bromoaldehydes and sodium sulfonates with alcohols for the synthesis of functionalized sulfonyl esters (Scheme 232).³⁴¹ The Du group used a variety of 3-(substituted phenyl)-2-bromoaldehydes with electron-withdrawing or electron-donating groups at different positions to afford the corresponding products in good to high yields. Subsequently, aliphatic 2-bromoaldehydes were also applicable, giving rise to sulfone esters in moderate yields. Several aryl, heteroaryl and alkyl sulfonates were also compatible and the desired products were obtained in moderate to good yields. The alcohols, such as, MeOH, EtOH, BnOH, *i*-PrOH, PhOH and 6-bromonaphthol were also accommodated to give different esters in good to high yields. Unfortunately, sulfonylation of β,β -disubstituted β -bromoaldehyde was unsuccessful. The reaction of different nucleophiles like cyclohexanethiol and aniline worked equally well to afford the anticipated products in high



Scheme 233 A plausible mechanism for the NHC-catalyzed three-component coupling of β -bromoaldehydes, sodium sulfonates with alcohols.

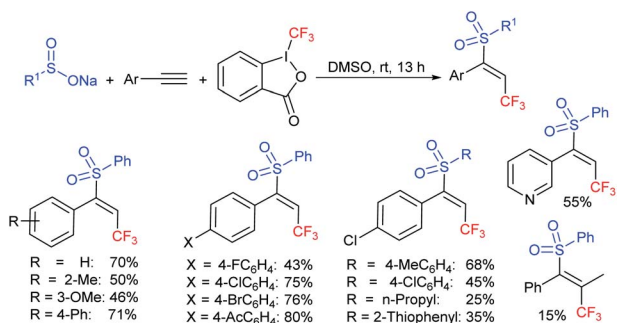


Scheme 234 I₂-catalyzed vicinal phenoxy-sulfonylation of alkynes with sodium sulfonates and phenols.

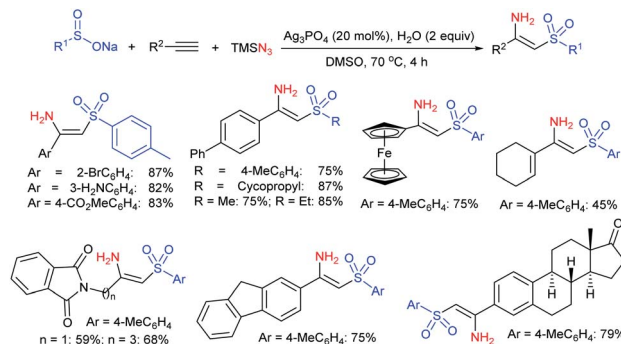
yields. Disappointingly, aliphatic amines like *n*-butylamine were not suitable reactants for this transformation.

A plausible mechanism for the generation of functionalized sulfonyl esters is rationalized in Scheme 233. The deprotonation of the precatalyst NHC salt with Li₂CO₃ generated the NHC catalyst, which reacted with (*Z*)-2-bromoacetal to give the Breslow intermediate **A**. The umpolung of **A** affording intermediate **B** would be tautomerized to 2-bromoacylazolium **C**. Subsequently, the loss of the bromide of **C** prompted the formation of the more stable (*E*)- α,β -unsaturated product. The conjugate-addition of acyl azolium **D** at the more electrophilic β -position with sodium sulfinate led to the formation of **E**, which underwent protonation to form **F**. Then, the tautomerization of **F** to afford **G** was followed by nucleophilic substitution with alcohol, giving rise to the desired product.

Kumar and co-workers described the vicinal phenoxy-sulfonylation of alkynes with sodium sulfonates and phenols under mild reaction conditions using I₂/K₂CO₃ for the synthesis of (*Z*)- β -aryloxy vinylsulfones. The three-component regioselective difunctionalization of various terminal and internal alkynes, sulfonates and a range of phenols, thiophenols and naphthols provided a series of vinyl sulfone products in good to high yields (Scheme 234).³⁴² Although several sulfonates were compatible, however, 2- or 4-nitrobenzenesulfonates and trifluoromethanesulfinate unsuccessfully participated due to the instability of the corresponding sulfone radicals. Moreover, the practical gram-scale (20 mmol) reaction was also demonstrated as a valuable potential for the process.



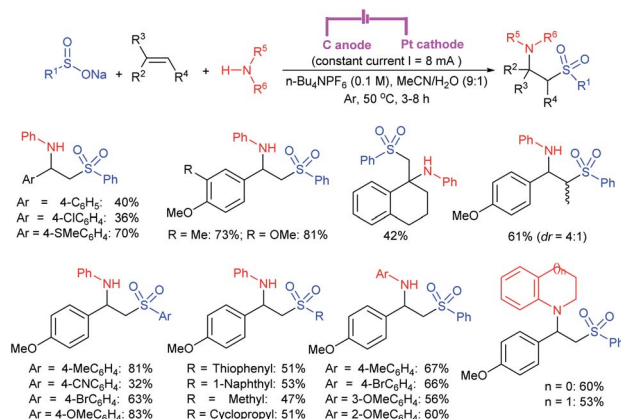
Scheme 235 I₂-catalyzed vicinal phenoxy-sulfonylation of alkynes with sodium sulfonates and phenols.



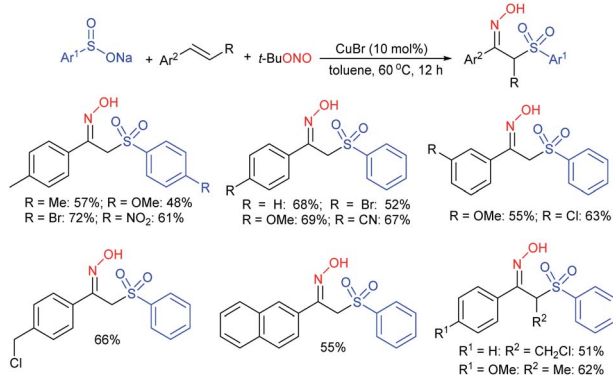
Scheme 236 Silver-catalyzed vicinal aminosulfonylation of terminal alkynes, TMSN₃ and sodium sulfonates.

A direct three-component vicinal difunctionalization of alkynes, sodium sulfonates and Togni reagent through trifluoro-methylation and sulfonylation under catalyst- and additive-free, extremely mild conditions was reported. A wide range of (*E*)- β -trifluoro-methyl vinyl sulfones were obtained in moderate to good yields with excellent stereoselectivity by using various terminal alkynes, different benzenesulfonates, hetero-arenesulfonate or alkanesulfonates and Togni reagent (Scheme 235).³⁴³ The internal alkyne, phenylpropyne, was employed for the synthesis of tetrasubstituted vinylsulfones in low yield with excellent stereoselectivity.

A convenient three-component reaction of terminal alkynes, TMSN₃ and sodium sulfonates was realized by Bi and co-workers.³⁴⁴ A wide range of aryl- and heteroaryl-functionalized terminal alkynes suitable for reacting with sodium *p*-toluenesulfonate and TMSN₃ for the silver-catalyzed vicinal aminosulfonylation reaction afforded the corresponding β -sulfonyl enamines in good to excellent yields (Scheme 236). The robust nature of this method indicates that the estrone-derived terminal alkyne was successfully transformed into the corresponding β -sulfonyl enamine in 79% yield. The electron-rich or electron-deficient sulfonates as well as alkyl sulfinate salts afforded the corresponding enamines in high yields.



Scheme 237 Electrochemical oxidative vicinal alkoxy-sulfonylation of aryl alkenes with alcohols and sodium sulfonates.

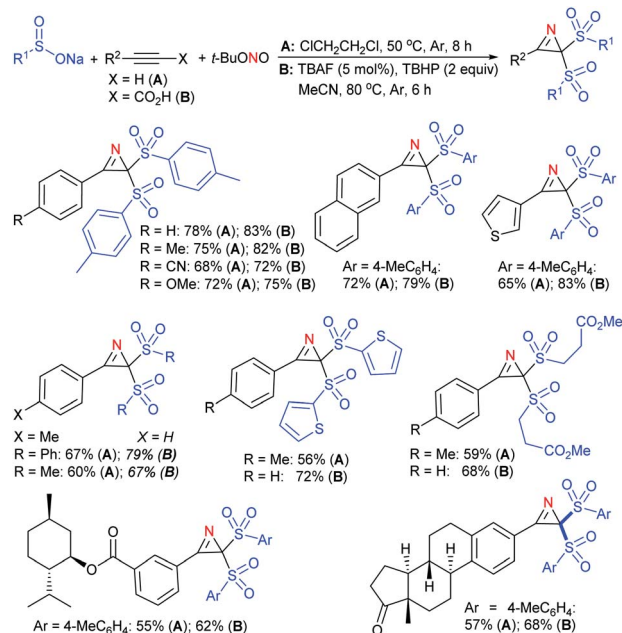


Scheme 238 Cu-catalyzed vicinal difunctionalization of styrenes with sodium arylsulfonates and *t*-BuONO.

Recently, an electrochemical three-component intermolecular vicinal aminosulfonylation of alkenes with sulfonates and amines was achieved by the Li group (Scheme 237).³⁴⁵ A wide range of terminal alkenes were all smoothly converted into 2-sulfonylethan-1-amines in moderate to good yields and the electronic nature of substituents had some impact on the reactivity. The aliphatic alkene had no reactivity, whereas 1,1-disubstituted alkene afforded the desired product. The internal alkene also succeeded in accessing the corresponding product with 61% yield in a 4 : 1 diastereomeric mixture. An array of sodium sulfonates, including aryl and alkylsulfonates, were able to deliver 2-sulfonylethan-1-amines in good to high yields. Moreover, a series of primary and secondary amines were compatible in 1,2-aminosulfonylation, thus leading to diverse 2-sulfonylethan-1-amines in satisfactory yields. Unfortunately, the use of NH_3 or $\text{NH}_3 \cdot \text{H}_2\text{O}$ had no target product.

Copper catalyzed the vicinal difunctionalization of styrenes with sodium arylsulfonates and *t*-BuONO for the selective synthesis of diverse β -oxime sulfones (Scheme 238).³⁴⁶ The intermolecular three-component method enabled the one-step formation of C–N and C–S bonds. A wide range of terminal styrenes and internal alkenes were reacted with sodium arylsulfonates, bearing either electron-donating or electron-withdrawing groups to produce the desired products in good to high yields.

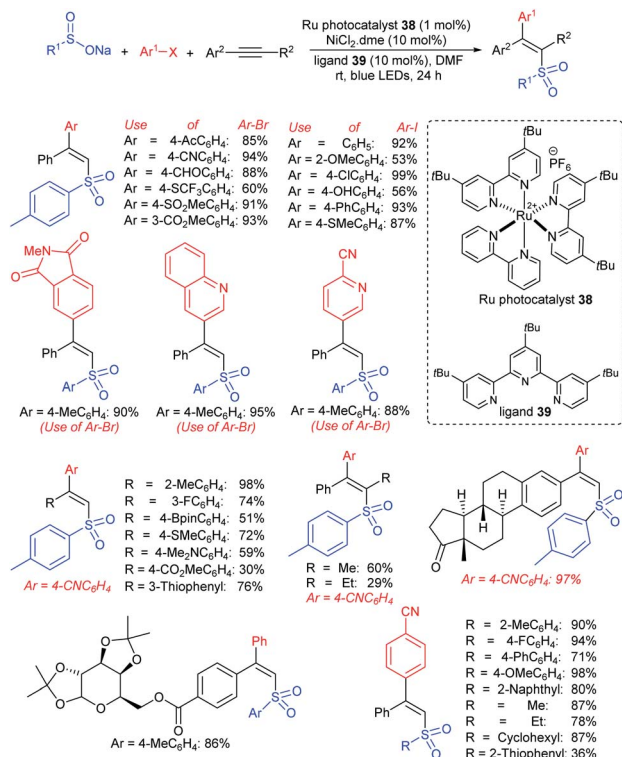
The Hu and Li group reported two independent methods for the synthesis of functionalized 2*H*-azirines *via* the azirido-disulfonylation protocol. A tandem annulation of terminal alkynes with sodium sulfonates and *tert*-butyl nitrite as the nitrogen source has been described under catalyst-free conditions (Scheme 239A).³⁴⁷ A wide range of aryl and alkyl alkynes were efficiently converted to give the targeted 2*H*-azirine in moderate to good yields. In general, an array of substituents on the aryl rings of arylalkynes were tolerated well, and both the electronic nature and position affected the reactivity. The use of electron-deficient alkynes delivered in diminishing yields. Alkylalkynes bearing different functional groups were also accommodated perfectly, albeit with lower yields. Notably, menthol, glycine, *D*-proline, adamantane, 3-oxo-androstene and estrone-derived alkynes were also viable for the annulation protocol affording the valuable modified bioactive molecules in acceptable yields. Further, a broad spectrum of aryl and



Scheme 239 Tandem annulation of alkynes with sodium sulfonates and *tert*-butyl nitrite.

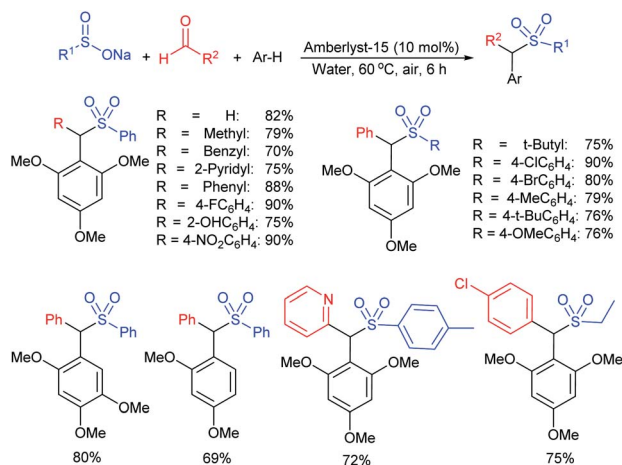
alkylsulfonates reacted smoothly to produce the 2,2-disulfonyl-2*H*-azirine products in good to high yields. The same group successfully extended the use of alkynyl carboxylic acids instead of terminal alkynes (Scheme 239B).³⁴⁸ TBAF catalyzed the decarboxylative heteroannulation of various arylpropionic acids bearing electron-donating or -withdrawing substituents on the aryl ring in their reaction with different sodium sulfonates and *tert*-butyl nitrite in the presence of TBHP to produce a series of 2,2-disulfonylated-2*H*-azirines including bioactive analogs. Despite the vast substrate scope, the ethyl propionate and propionic acid showed no reactivity for these transformations.

A combination of NiCl_2 , Ru-photo (38) and ligand (39) catalyzed the vicinal difunctionalization of alkynes with sodium sulfonates and aryl halides under blue light-emitting diode (7.4 W LED) strips for 24 hours, thus enabling the generation of tri-substituted alkenes (Scheme 240).³⁴⁹ The Rueping group successfully demonstrated a broad variety of aryl bromides and aryl iodides bearing electron-withdrawing, neutral and donating substituents involving common sensitive functional groups and provided a series of highly functionalized vinyl sulfones in good to high yields. The protocol was readily extended to various nitrogen-containing heteroaromatic halides and thiophene-derived halides to give the corresponding products in good to high yields. Further, the scope of arylalkynes was well illustrated by the tolerance of a series of functional groups that had no obvious effects on the reaction efficiency. Notably, cyclohexenyl alkyne and internal alkynes were also suitable substrates that gave the desired product in moderate yields. Overall, the size of the alkyne substituent increased and the product yield significantly decreased. Structurally different arenesulfonates bearing electron-donating as

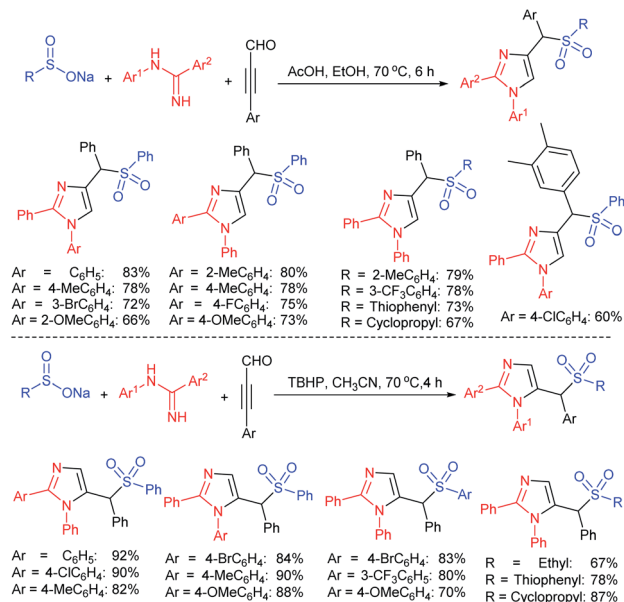


Scheme 240 Photoredox/nickel dual-catalyzed vicinal difunctionalization of alkynes with sodium sulfonates and aryl halides.

well as electron-withdrawing functional groups gave the desired products in moderate to high yields. Methyl, ethyl, cyclohexyl and cyclopropyl-derived sulfonates were also suitable substrates that afforded the corresponding products in acceptable yields. In particular, a series of bioactive molecules having galactopyranose, probenecid, pregnenolone, cholestanol and adamantane carboxylic acid motifs bearing aryl halides as well as oestrone and δ -tocopherol-derived alkynes effectively underwent vicinal aryl-sulfonylation to give the anticipated products in moderate to high yields.



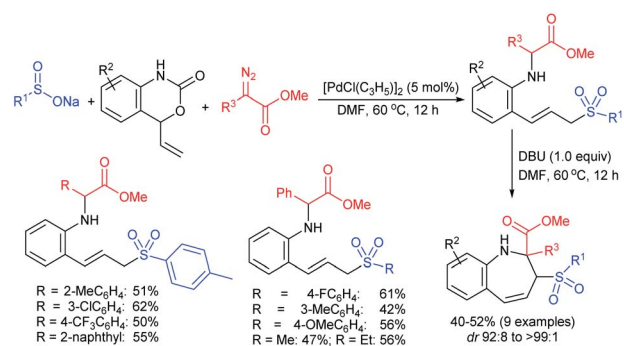
Scheme 241 Amberlyst-15-catalyzed the three-component reaction of tri-/dimethoxy-benzenes and aldehydes with sulfonate salts.



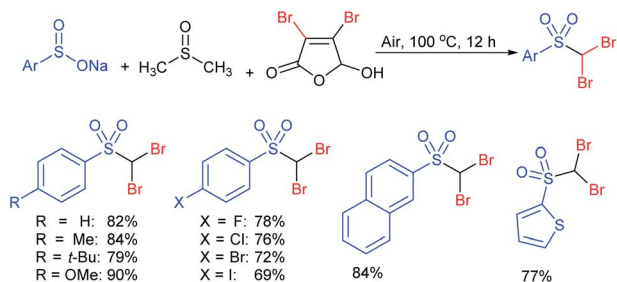
Scheme 242 The three-component reaction of amidines, ynals, and sodium sulfonates.

A green and recyclable Amberlyst-15 ion-exchange resin (50 wt%)-catalyzed one-pot three-component reaction in water was developed by Zeng and co-workers (Scheme 241).³⁵⁰ The coupling of different aldehydes (aryl/heteroaryl/alkyl) with aromatic and aliphatic sulfinate salts and trimethoxy- and dimethoxy-benzenes produced diarylmethyl sulfones in good to high yields. The recyclability of the Amberlyst-15 ion-exchange resin was inspected for up to four cycles and there was a significant impact on the outcome.

Cao and co-workers³⁵¹ developed a reagent-controlled efficient transition-metal-free highly regioselective strategy for the synthesis of two different sulfonylated imidazoles *via* a three-component reaction of amidines, ynals, and sodium sulfonates as presented in Scheme 242. AcOH mediated various electron-rich and electron-poor *N*-substituted benzimidamides and formed the corresponding imidazoles in 56–83% yields. Similarly, electron-withdrawing and electron-donating groups on the other benzene ring of *N*-substituted amidines and multi-substituted amidines also reacted smoothly in this cascade



Scheme 243 The Pd-catalyzed three-component reaction of vinyl benzoxazinones, diazo esters and sodium sulfonates.



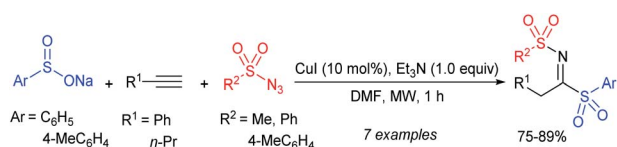
Scheme 244 The three-component reaction of 3,4-dibromo-5-hydroxy-2(5H)-furanone, DMSO and sodium sulfonates.

annulation process to generate the target products in moderate to high yields. Unfortunately, the alkyl amidines were not suitable substrates and the desired products were not detected. A series of aromatic and aliphatic sulfonates smoothly underwent cascade annulations to give the desired products in good yields. On the other hand, the multi-component ring-closing sulfonylation of various *N*-substituted benzimidamides and amidines with different substituents reacted smoothly with different sulfonate salts in the presence of TBHP in MeCN at 70 °C. As a result, other kinds of sulfonylated imidazoles were successfully achieved in good to high yields.

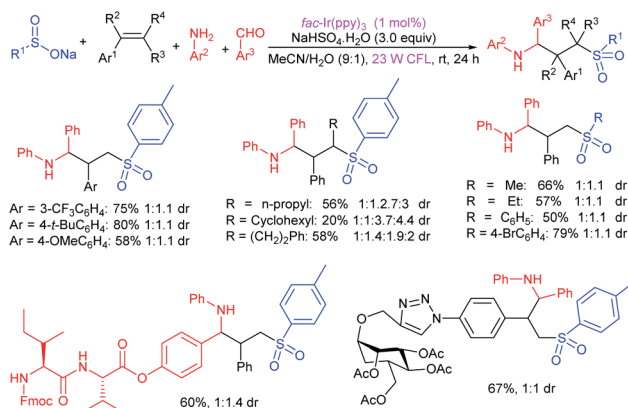
Yang and co-workers developed the Pd-catalyzed regio- and stereoselective three-component reaction *via* sequence decarboxylative allylic substitution/*N*-H carbene insertion to access allylic sulfone-containing amino acids (Scheme 243).³⁵² The domino reaction was applicable to a broad range of coupling partners of *N*-unprotected vinyl benzoxazinones, aryl and alkyl sulfonates and aryl-substituted diazo esters to furnish a series of amino acid-derived allyl sulfones in synthetically acceptable yields with excellent regioselectivity as an *E*-isomer. Subsequently, DBU mediated the cycloannulation of allylic sulfones for the construction of quaternary carbon centers including privileged functionalities, sulfones and amino acid esters of 1-benzazepines in moderate yields with excellent diastereoselectivity.

Wang and co-workers³⁵³ have utilized DMSO as a one-carbon synthon for the radical coupling reaction of sodium arylsulfonates in the presence of 3,4-dibromo-5-hydroxy-2(5H)-furanone as a brominating agent at 100 °C. A series of arylsulfonamide dibromomethanes was obtained in satisfactory yields (69–90%) using different substituents on the benzene ring of arylsulfonates as well as 2-naphthyl sulfinate and 2-thiophenyl sulfinate sodium salts (Scheme 244). The impacts of both electronic effects and steric hindrance on the reaction outcome were observed.

Nematpour *et al.*³⁵⁴ established the CuI-catalyzed three-component reaction involving sodium arylsulfonates, terminal alkynes and sulfonyl azides under microwave irradiation for the



Scheme 245 CuI-catalyzed three-component reaction of sodium sulfonates, terminal alkynes and sulfonyl azides under MW irradiation.

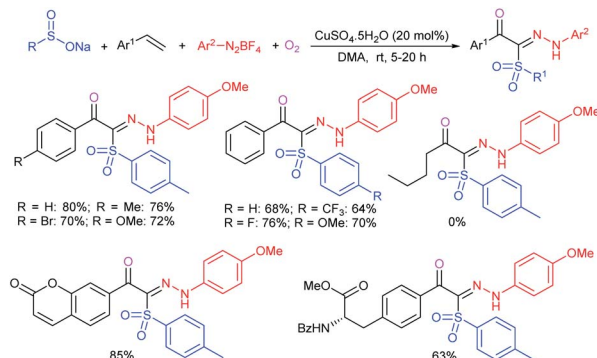


Scheme 246 Photoredox-catalyzed sulfonylation/aminoalkylation of styrenes, sodium sulfonates, arylaldehydes and anilines.

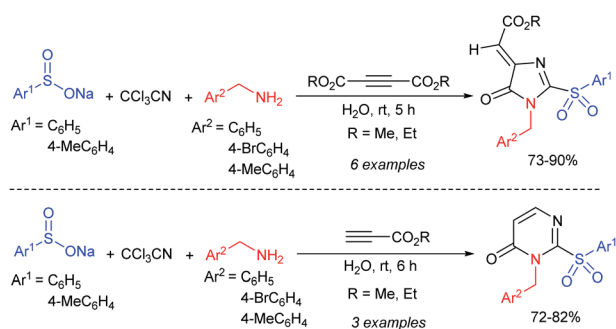
synthesis of *N*-sulfonylketenimine derivatives in good yields (75–89%) as shown in Scheme 245. It was observed that the reaction with phenylacetylene gave better yields when compared with aliphatic acetylenes.

3.4.11.2. *Four-component reactions.* Opatz and co-workers developed the highly efficient photoredox-catalyzed four-component sulfonylation/aminoalkylation of styrenes. There were a large variety of substituents on the styrene cores with a series of sodium sulfonates as a result of adding various arylaldehydes and anilines under visible light irradiation to give widespread γ -sulfonylamine derivatives in medium to good yields with an almost 1 : 1 diastereomeric mixture (Scheme 246).³⁵⁵ The developed 4-CR protocol is widely applicable to the modification of complex biomolecules; for instance, styrene-functionalized cholic acid and biotin derivatives are tolerated. Additionally, the aldehyde-substituted dipeptide as well as a styrene-modified peptide resulted and the corresponding products were obtained in satisfactory yields. Even complex carbohydrates such as di- and trisaccharide derivatives reacted smoothly and provided synthetically useful yields of the desired coupling products.

Copper catalyzed a multi-component reaction employing alkenes, sodium sulfonates and diazonium salt through tandem radical oxysulfonylation-diazenylation under aerobic conditions to access α -arylhydrazo- β -keto sulfones (Scheme 247).³⁵⁶ A broad range of functional groups allowed the formation of C–O,



Scheme 247 Copper-catalyzed multi-component reaction of alkenes, sodium sulfonates, diazonium salt and molecular oxygen.



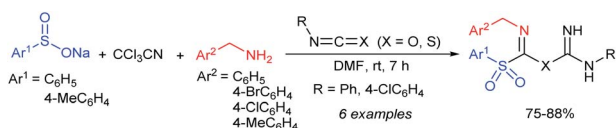
Scheme 248 Four-component reaction of trichloroacetonitrile, benzylamines, activated alkynes and sodium arylsulfonates.

C-S, and C-N bonds in a one-pot operation. A series of styrene derivatives with different substituents were obtained, including two naturally derived alkenes from coumarin and L-tyrosine to give the corresponding products in moderate to high yields. Unfortunately, aliphatic alkenes or β -methylstyrene were not compatible substrates for yielding the corresponding products. The scope of sulfonates and diazonium salts was also carefully investigated. Several sodium sulfonates bearing electron-donating or -withdrawing groups on the phenyl ring as well as sodium methanesulfonate were smoothly transformed into the desired products in moderate to good yields. Furthermore, various aryl diazonium salts with different substituents on the phenyl ring also proceeded smoothly and provided the α -aryl-hydrazo- β -keto sulfones in 62–70% yields.

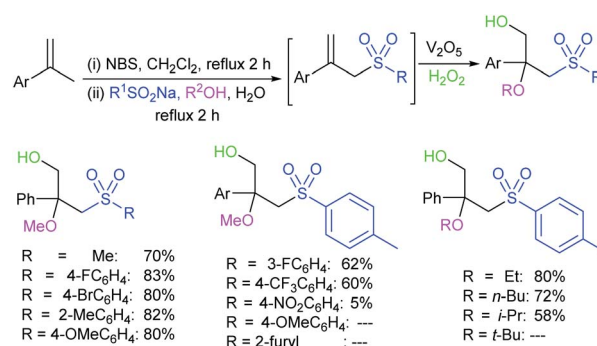
The preparation of sulfonyl-imidazolone derivatives in 73–90% yields occurred *via* a four-component reaction between sodium arylsulfonates, trichloroacetonitrile, benzylamines and acetylene dicarboxylates in H_2O at room temperature (Scheme 248).³⁵⁷ Alternatively, alkyl propiolate was used instead of acetylenedicarboxylates to obtain sulfonyl-pyrimidinones in 72–82% yields. The scope and generality of four-component substrates are limited for the synthesis of sulfone-containing imidazolones and pyrimidinones.

Subsequently, the same group reported the tandem four-component reaction of sodium arylsulfonates, trichloroacetonitrile, benzylamines and heterocumulenes (aryl isothiocyanate and aryl isocyanate) in DMF at room temperature (Scheme 249).³⁵⁸ The reaction procedure was described is mild and provides a useful path for the synthesis of functionalized sulfonyl-derived phenylcarbamimidic(thio) anhydrides in 75–88% yields.

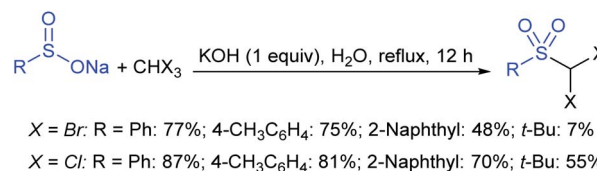
Chang and co-workers³⁵⁹ developed the trifunctionalization of alkenes involving three-steps in one operation to generate oxygenated sulfonylcumenes. As shown in Scheme 250, the NBS mediated the allylic bromination of 2-arylpropenes to form styryl bromides, followed by nucleophilic substitution with



Scheme 249 Four-component reaction of trichloroacetonitrile, benzylamines, activated alkynes and sodium arylsulfonates.



Scheme 250 Trifunctionalization of 2-arylpropenes with sodium sulfonates and ROH.



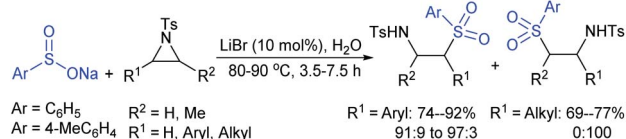
Scheme 251 KOH-mediated coupling of sodium sulfonates with haloforms.

sodium sulfonates to provide *in situ* allylic sulfones in the ROH/ H_2O solvent system. Further, $\text{V}_2\text{O}_5/\text{H}_2\text{O}_2$ mediated the alkoxyhydroxylation of allylic sulfones for the 1,2,3-tricarbofunctionalized products. Various α -methylstyrenes were smoothly reacted with aryl and alkylsulfonates in different alcohols and provided the corresponding products in a range of (5–86%) yields. The 4-methoxy, 4-methyl, 2-furyl-derived 2-arylpropenes, $\text{CF}_3\text{SO}_2\text{Na}$ and $t\text{-BuOH}$ led to a complex mixture.

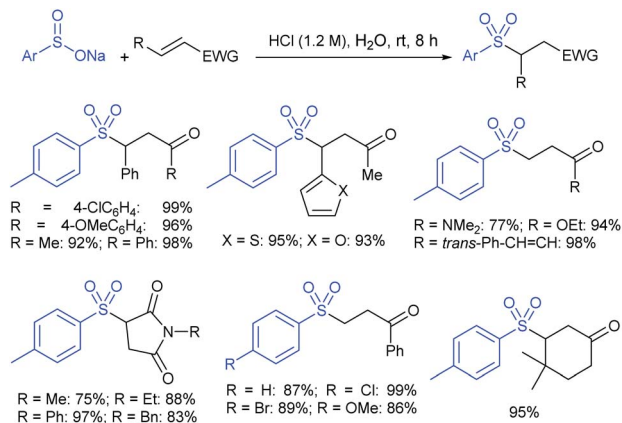
3.5. Miscellaneous

In 1971, Middelbos *et al.*, described the reaction between sodium sulfonates and haloforms in the presence of aqueous base (KOH) to give the dihalomethyl sulfones. A few aryl and alkyl sulfonates reacted with both chloroform or bromoform, affording dichloromethyl and dibromomethyl sulfones, respectively, in moderate to good yields (Scheme 251).³⁶⁰ Sodium benzylsulfonate in chloroform resulted in 5% yield only of the desired dichloromethyl sulfone.

LiBr catalyzed the regioselective sulfonylation of aziridines with sodium sulfonates in water at 80–90 °C for the synthesis of β -amino sulfones as described by the Yadav group.³⁶¹ A range of aziridines were sulfonylated using two sulfonate salts for the



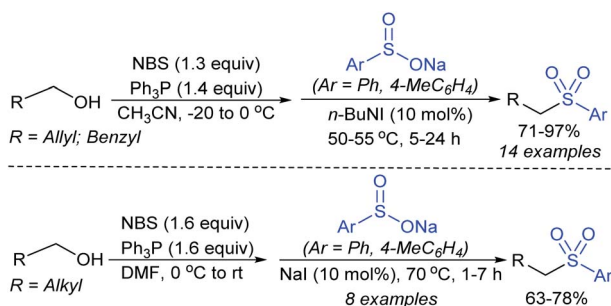
Scheme 252 LiBr catalyzed the regioselective sulfonylation of aziridines with sodium sulfonates.



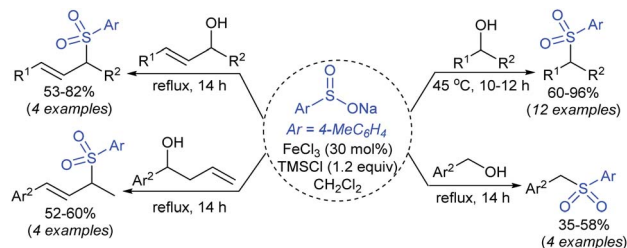
Scheme 253 Sulfonyl-Michael addition of activated alkenes with sodium sulfonates.

synthesis of various β -amino sulfones in moderate to high yields (Scheme 252). The author stated that the *p*-toluenesulfonate gave better yields than benzenesulfonate and the regioselectivity ring-opening of aziridines depends on the substituents. The sulfonylation of aziridines bearing an aryl substituent preferably occurred at the benzylic carbon; in contrast, the nucleophilic attack took place exclusively at the terminal carbon atom of the aziridine ring. The cyclohexene-derived aziridine also participated in the ring-opening sulfonylation, resulting in the *trans*-cyclohexane-1,2-aminosulfone in good yield.

Zhou *et al.*, disclosed a simple and efficient sulfonyl-Michael addition of activated alkenes with sodium sulfonates in water at room temperature. Various α,β -unsaturated acyclic ketones, acrylamide and acrylates were successfully sulfonylated with sodium 4-toluenesulfonate to access a series of β -sulfonyl carbonyl compounds in good to high yields (Scheme 253).³⁶² Sterically hindered crotonates/crotonamides or cinnamates/cinnamides failed to yield the desired products, albeit, β -nitrostyrene was well accommodated. Besides, different *N*-substituted maleimides and cyclic enones were also employed to afford the desired β -sulfonylated products in acceptable yields. Likewise, a range of aryl-substituted sulfonates were fairly reacted with chalcones, providing the desired products in varied yields. Unfortunately, sodium alkylsulfonates such as methylsulfonate and benzylsulfonate were unsuccessful in this transformation.



Scheme 254 One-pot bromination-sulfonylation of primary alcohols with sodium arenesulfonates.

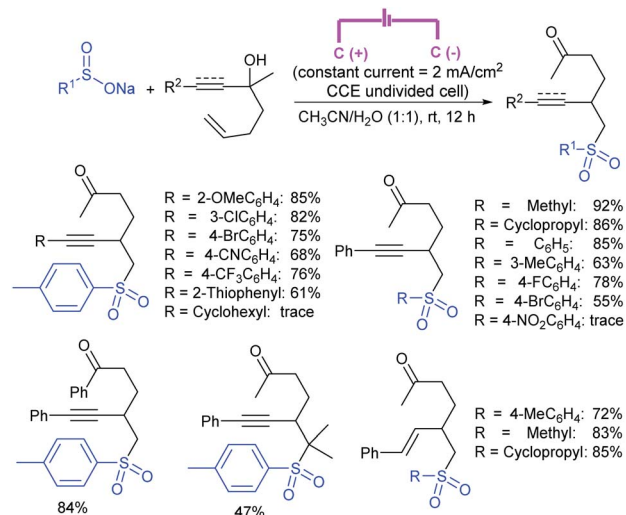


Scheme 255 FeCl₃ catalyzed the direct sulfonylation of benzylic, allylic and homoallylic alcohols with sodium *p*-toluenesulfonate.

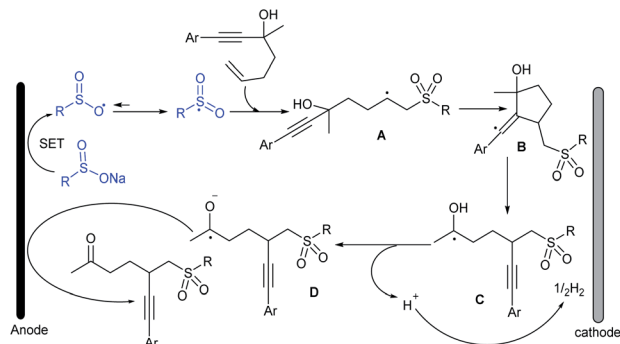
In 2002, Murakami and Furusawa demonstrated a one-pot synthesis of aryl sulfones involving the bromination of alcohols, followed by the sulfonylation of primary alcohols with sodium arenesulfonates (Scheme 254).³⁶³ Allylic and benzylic alcohols were treated with *N*-bromosuccinimide and triphenylphosphine, followed by tetrabutylammonium iodide (TBAI)-catalyzed nucleophilic substitution with PhSO₂Na and 4-MeC₆H₄SO₂Na to afford the aryl sulfones in good to high yields. This was further extended to the less reactive aliphatic alcohols bearing a functional group such as ether, ester and nitrile, which were smoothly converted into alkyl aryl sulfones in good yields under NaI instead of TBAI in DMF at 70 °C.

In 2010, Sreedhar and co-workers described the FeCl₃-catalyzed direct sulfonylation of benzylic, allylic and homoallylic alcohols with sodium arenesulfonates in the presence of TMSCl (Scheme 255).³⁶⁴ Diverse sulfones were obtained in moderate to good yields *via* the nucleophilic sulfonylation of various secondary alcohols, benzyl alcohols and allyl alcohols with sodium *p*-toluenesulfonate. In contrast, the sulfonylation of homoallyl alcohols occurs at the terminal double bond instead of nucleophilic substitution at the alcohol and the desired allyl sulfones were obtained in 52–60% yields.

An efficient electrochemical alkynylation/1,2-sulfonylation of alkenes *via* the radical 1,4-alkynyl migration of alkynyl-substituted tertiary alcohols with sodium sulfonates was



Scheme 256 Electrochemical alkynylation/1,2-sulfonylation of alkynyl-substituted tertiary alcohols with sodium sulfonates.

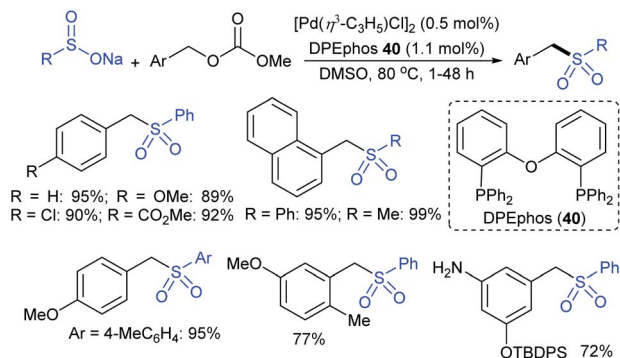


Scheme 257 Mechanistic representation of the electrochemical alkylation/1,2-sulfonylation.

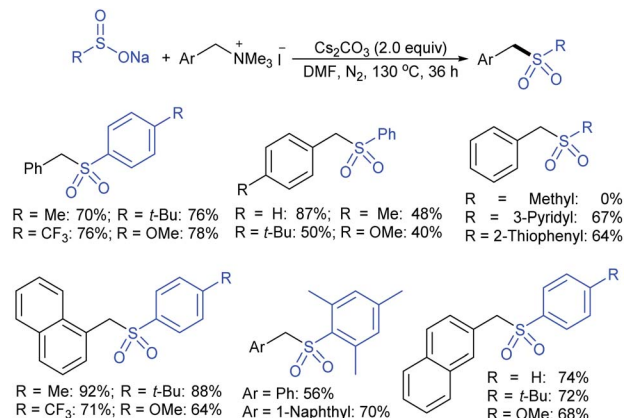
established by Han, Pan and co-workers (Scheme 256).³⁶⁵ Various aryl-substituted alkyne-derived tertiary alcohols were reacted with *para*-methylbenzenesulfinate to provide the desired products in moderate to high yields. The cyclohexyl alkyne-substituted tertiary alcohol did not produce the desired product because the radical adjacent to the cyclohexyl group was not stable. It is worth noting that variations at other positions of the substrate were also suitable and afforded the desired products. Several arylsulfonates worked well to afford the corresponding α -sulfonyl- β -alkynylation products in good yields. Unfortunately, sodium *para*-nitrophenylsulfinate was a challenging substrate; however, the alkyl-substituted sulfonates were also compatible and obtained high yields of desired products. The electrochemical 1,2-sulfonylation/alkynylation was scalable at 5 mmol, which was conducted using an inexpensive graphite plate and led to the corresponding product in moderate yield.

A plausible mechanism involves sodium sulfinate being oxidized at the anode to give the oxygen-entered radical, which resonates to the stable sulfonyl radical as shown in Scheme 257. The sulfonyl radical attacks the terminal position of the alkene to give the radical **A** and subsequent 1,5-radical cyclization of **A** leads to the cyclopentane vinyl radical **B**. Further, the regioselective C-C bond cleavage of **B** to generate the radical **C** and dehydrogenation will produce the ketyl radical intermediate **D**, which is oxidized at the anode to form the anticipated sulfonated product.

Palladium catalyzed the sulfonylation of benzylic carbonates with sodium sulfonates under the influence of DPEphos (**40**)



Scheme 258 Palladium-catalyzed sulfonylation of benzylic carbonates with sodium sulfonates.

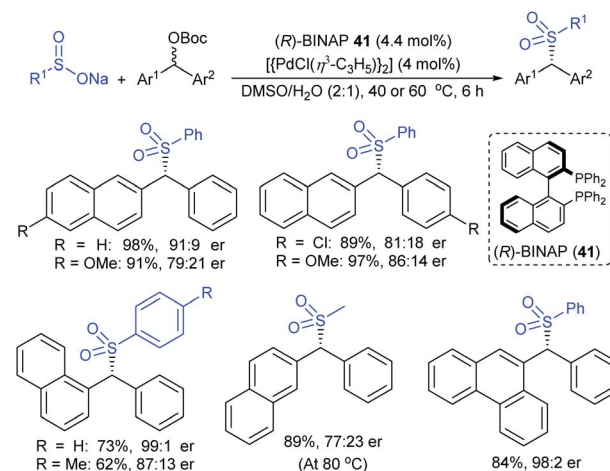


Scheme 259 Cs₂CO₃ promoted the direct sulfonylation of benzylic ammonium salts with sodium sulfonates.

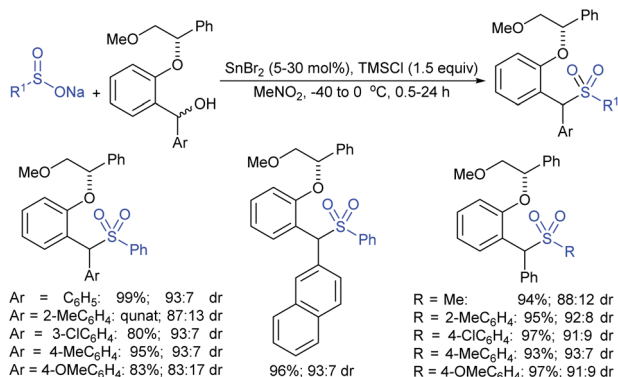
ligand in DMSO at 80 °C to give benzylic sulfones. Kuwano and co-workers³⁶⁶ successfully used a variety of benzylic carbonates and 1-naphthylmethyl carbonate with arenesulfonates and methanesulfinate to afford a broad spectrum of sulfones in high yields (Scheme 258). Both electron-rich and electron-poor benzylic carbonates reacted rapidly, whereas two *ortho*-methyl groups sluggishly proceeded to the sulfonylation.

Very recently, Cs₂CO₃ promoted the direct sulfonylation of benzylic ammonium salts with sodium sulfonates in DMF at 130 °C as presented by Tu and co-workers (Scheme 259).³⁶⁷ A wide variety of benzylic ammonium iodides were smoothly coupled with various aryl and heteroaryl sulfonates, leading to structurally varied benzylic sulfones in moderate to good yields. Disappointingly, sodium methanesulfinate did not afford the targeted product under the same conditions.

Miura and co-workers described a Pd/(*R*)-BINAP (**41**)-catalyzed enantioselective sulfonylation of racemic secondary benzylic carbonates with sodium sulfonates. The reaction proceeded in a dynamic kinetic asymmetric transformation (DYKAT) manner to form the enantiomerically enriched benzylic sulfones



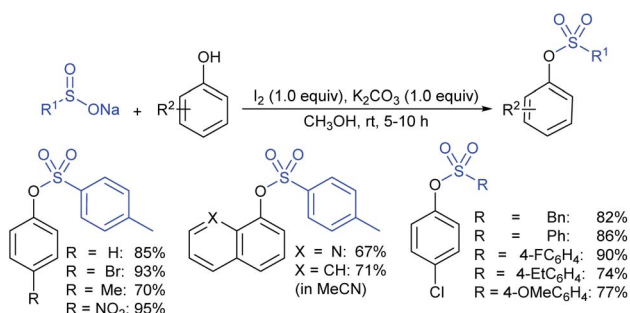
Scheme 260 Pd/(*R*)-BINAP (**41**)-catalyzed enantioselective sulfonylation of racemic secondary benzylic carbonates with sodium sulfonates.



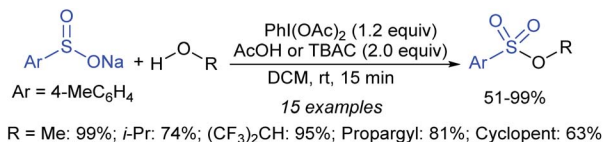
Scheme 261 The SnBr₂-catalyzed sulfonylation of the chiral auxiliary-derived racemic diarylmethanols with sodium sulfonates.

(Scheme 260).³⁶⁸ As the authors observed, the addition of H₂O was found to be critical for high enantioselectivity. Several secondary benzylic carbonates with sodium benzenesulfinate delivered the corresponding chiral diarylmethyl sulfones in good yields with high enantioselectivity. The highly fused phenanthrene derivative demonstrated a good substrate for producing a high enantiomeric ratio (98 : 2 er). A few arylsulfonates were coupled with 1-naphthylmethyl carbonate to form the chiral benzylic sulfone with a good enantiomeric ratio, but aliphatic methanesulfinate gave somewhat lower enantioselectivity.

Yamamoto and Nakata established the SnBr₂-catalyzed sulfonylation of chiral auxiliary derived racemic diarylmethanols with sodium sulfonates in the presence of trimethylsilyl chloride (TMSCl) for the synthesis of diastereoselective diarylmethyl sulfones (Scheme 261).³⁶⁹ Various diarylmethanols with different substituents on the aromatic rings of the substrates were explored systematically with PhSO₂Na and afforded diarylmethyl sulfones with high diastereoselectivity. The yields and diastereoselectivity were substantially improved by lowering the temperature (−40 °C) or decreasing the catalyst loading for diastereo-convergent sulfonylation. The authors also considered increasing the catalyst loading for poorly reactive substrates bearing electron-withdrawing groups. A variety of sodium arylsulfonates for the sulfonylation reacted smoothly and gave good results, regardless of steric effects. In contrast,



Scheme 262 Iodine-induced O-sulfonylation of phenols with sodium sulfonates for the synthesis of sulfonate esters.



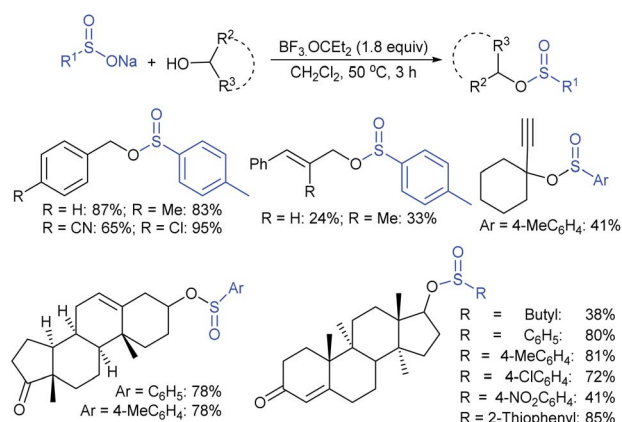
Scheme 263 PIDA-promoted O-sulfonylation of alkyl alcohols with sodium 2-methylbenzenesulfinate.

the reaction using MeSO₂Na showed a prolonged reaction time and the selectivity slightly decreased.

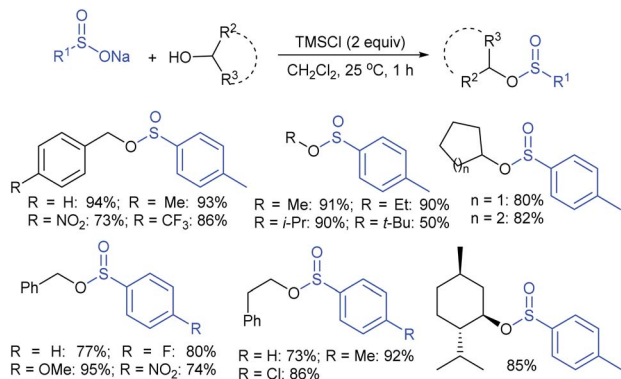
Yuan and co-workers described the iodine-induced O-sulfonylation of phenols with sodium sulfonates for the synthesis of sulfonate esters in the presence of K₂CO₃ (Scheme 262).³⁷⁰ A series of *ortho*-, *meta*-, and *para*-substituted phenols reacted well with sodium *p*-toluenesulfinate to afford the corresponding sulfonylated products in good to high yields. Besides, naphthol and quinolin-8-ol as well as aliphatic alcohols (used NaOMe as a strong base) all proceeded smoothly in CH₃CN to give the target products with good yields. Different types of aryl and benzyl sulfonates are compatible to react with 4-chlorophenol and obtain the desired sulfonate esters in high yields.

Hypervalent iodine-promoted O-sulfonylation of alkyl alcohols with sodium sulfonates was developed by the Canesi group.³⁷¹ A series of alkyl sulfonate esters were obtained in moderate to good yields using various functionalized primary and secondary alcohols with 2-methylbenzenesulfinate in the presence of (diacetoxyiodo)benzene (PIDA) as described in Scheme 263. Disappointingly, sterically hindered tertiary alcohols, such as *tert*-butanol, were unsuccessful.

Xiong and co-workers³⁷² investigated a convenient BF₃·OEt₂-mediated sulfination of alcohols *via* carbocation with sodium sulfonates for the synthesis of O-alkyl sulfonates. A series of primary and secondary benzylic alcohols smoothly reacted with sodium *p*-toluenesulfinate to give the desired O-alkyl sulfonates in good to high yields (Scheme 264). Surprisingly, the sulfination with 4-methoxybenzyl alcohol was unsuccessful, however, in the case of allylic alcohols, low to moderate yields were obtained. Additionally, various linear and branched aliphatic



Scheme 264 The BF₃·OEt₂-mediated sulfination of alcohols with sodium sulfonates.

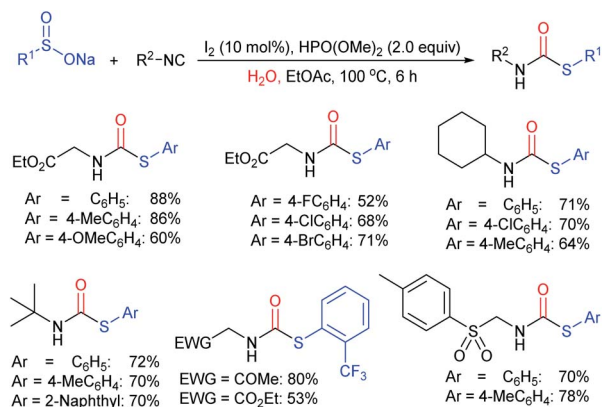


Scheme 265 TMSCl-mediated sulfination of alcohols with sodium sulfonates.

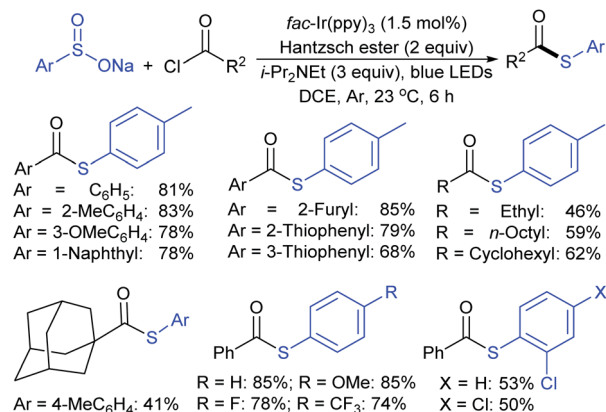
alcohols proceeded cleanly with sodium *p*-toluenesulfinate to give the corresponding sulfonates in acceptable yields. Complex compounds, such as dihydroepiandrosterone and testosterone also afforded the sulfonates effectively. Furthermore, various aryl/alkylsulfonates reacted smoothly to furnish the desired steroidal sulfonates in moderate to good yields.

The Wu group employed the sulfination of alcohols with sodium arenesulfonates in the presence of TMSCl for the synthesis of *O*-substituted sulfonates (Scheme 265).³⁷³ A wide range of primary and secondary alcohols including benzyl, allyl and alkyl alcohols as well as *L*-menthol reacted well with sodium *p*-toluenesulfinate and obtained the desired *O*-substituted sulfonates in good to high yields. A series of aryl and heteroarylsulfonates were readily coupled with benzyl alcohol, ethanol, phenethyl alcohol and 2,3-dihydro-1*H*-inden-2-ol and afforded the corresponding sulfonates in variable yields.

Wei and co-workers performed the molecular iodine-catalyzed preparation of thiocarbamates from isocyanides, sodium sulfonates, and water under the influence of HP(O)(OMe)₂ as the reducing agent. A variety of isocyanides, such as cyclohexyl isocyanide, *tert*-butyl isocyanide, isocyanoacetate and tosylmethyl isocyanide were thiolated with a series of aryl/heteroaryl sulfonates and a widespread thiocarbamates were obtained in moderate to high yields (Scheme 266).³⁷⁴ However, the use of methylsulfinate



Scheme 266 I₂-catalyzed synthesis of thiocarbamates from sodium sulfonates, isocyanides and water.

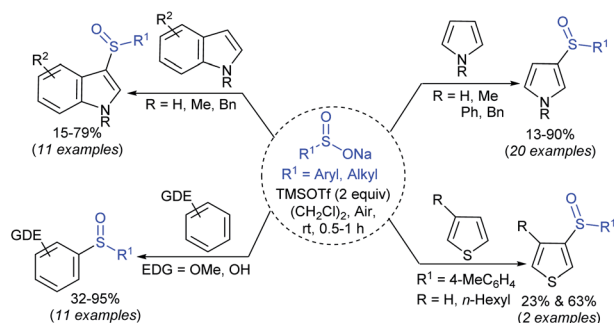


Scheme 267 Photoredox-catalyzed radical-radical coupling of acid chlorides and sodium sulfonates.

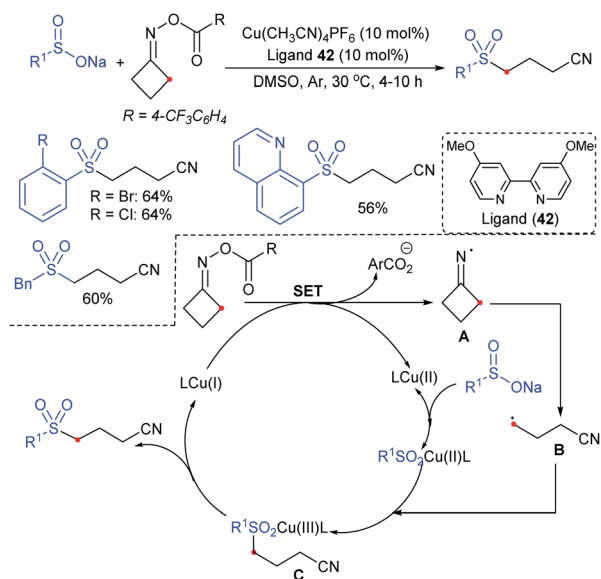
and trifluoromethane-sulfinate as well as 2,6-dimethylphenyl isocyanide could not detect the desired products.

Visible-light photoredox-catalysis of a new radical-radical coupling of acid chlorides and sodium sulfonates for the synthesis of thioesters was successfully employed by the Kim and Oh group (Scheme 267).³⁷⁵ The sulfenylation of various benzoyl chlorides with sodium *p*-toluenesulfinate was conducted to afford the desired thioesters in good to high yields. The electron-donating groups provided rather low yields as compared to benzoyl chlorides bearing electron-withdrawing groups. Besides, naphthoyl, heteroaryl and aliphatic acid chlorides obtained good yields of the corresponding products. Moreover, different types of aryl and heteroaryl sulfonates acted as sulfenyating agents and provided the corresponding thioesters in 50–85% yields.

TMSOTf-promoted the sulfonylation of electron-rich aromatics such as pyrroles, thiophenes, indoles, and electron-rich arenes, with sodium sulfonates to form the corresponding sulfoxides (Scheme 268).³⁷⁶ The C3-sulfonylation of *N*-alkyl pyrroles and thiophenes with a variety of aromatic and aliphatic sulfonates was successfully achieved and gave the corresponding 3-sulfonylpyrroles in acceptable yields. The C2-sulfonylation of pyrrole takes place when the C3-substituted pyrrole is used. Next, thiophene and 3-hexylthiophene reacted smoothly with sodium *p*-toluenesulfinate to afford sulfoxides in 23% and 63% yields, respectively. Moreover, the sulfonylation protocol was extended to



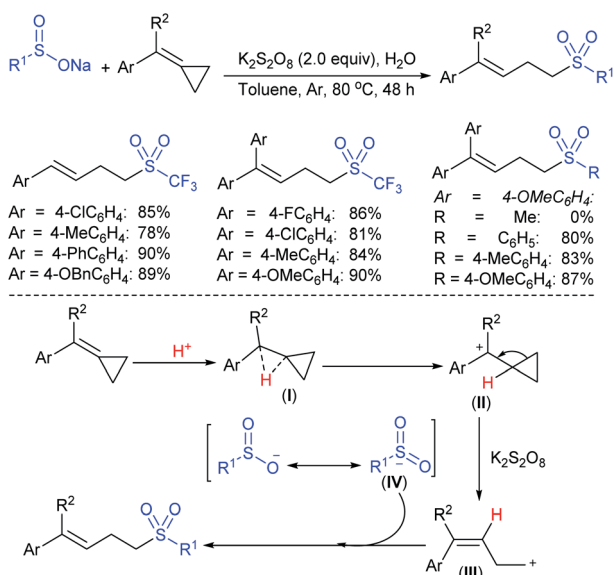
Scheme 268 TMSOTf-promoted sulfonylation of electron-rich aromatics with sodium sulfonates.



Scheme 269 Copper-catalyzed radical cross-coupling of redox-active cycloketone oxime esters and sodium sulfonates.

a wide variety of indoles with arenesulfonates to afford 3-indolyl aryl sulfoxides in moderate to good yields. Additionally, diaryl sulfoxides were obtained in variable yields from various arenes bearing electron-donating groups with sodium arylsulfonates. As expected, the electron-withdrawing groups of arenes, nitrobenzene and cyanobenzene were unsuccessful.

Chen and co-workers reported the copper-catalyzed radical cross-coupling of cycloketone oxime esters and sodium sulfinate salts (Scheme 269).³⁷⁷ Representative sodium (hetero)aryl sulfonates reacted well with the *O*-acyl oxime to furnish the corresponding sulfones in good to high yields. There was no



Scheme 270 $\text{K}_2\text{S}_2\text{O}_8$ -mediated ring-opening and sulfonylation of methylene-cyclopropanes with sodium sulfonates.

obvious influence on the reaction efficiency on using different substitution patterns and steric hindrance on the phenyl ring. Although the reaction with sodium benzylsulfinate proceeded smoothly, methane and ethane sulfonates only participated under modified reaction conditions; however, sodium trifluoromethyl sulfinate is not suitable for the reaction. A wide range of cycloketone oxime esters reacted well with sodium *p*-toluenesulfinate under modified reaction conditions and typically formed the corresponding products in good yields. Additionally, in the case of the oxetan-3-one-derived oxime ester, it did not afford the expected product under the same conditions. A possible reaction mechanism could involve a SET reduction of oxime ester by the LCu(I) complex, followed by fragmentation to afford the cyclic iminyl radical (A) and oxidized [Cu(II)] complex. The regioselective ring-opening of the cyclic iminyl radical A occurred *via* the C–C bond cleavage to form the cyanoalkyl radical B. Nucleophilic sodium sulfinate was reacted with the LCu(I) complex to form LCu(II)SO₂Ar species, which reacted with B to furnish the high-valent Cu(III) complex C. A reductive elimination of the C complex resulted in the desired product with the regeneration of the [Cu(I)] catalyst.

$\text{K}_2\text{S}_2\text{O}_8$ mediated the ring-opening sulfonylation of methylene-cyclopropanes with sodium sulfonates and H_2O for constructing (*E*)-4-sulfonylbut-1-enes. The Tang group successfully established that the difunctionalization of C–C σ -bonds in a variety of aryl-substituted methylenecyclopropanes was carried out with sodium trifluoromethanesulfinate to generate a series of corresponding functionalized (*E*)-4-sulfonylbut-1-enes in moderate to good yields (Scheme 270).³⁷⁸ Based on the outcome, the electronic and steric effects had almost no influence on the transformation. Although wide ranges of arylsulfonates also readily participated, however, 2-thiophenyl sulfinate and aliphatic sulfonates did not afford the desired products. A possible mechanistic pathway involves the electrophilic addition of a proton to the C–C double bond in methylenecyclopropanes to form the onium ion intermediate (I). Subsequently, generated aryl group(s) stabilized carbocation II, which underwent a ring-opening to access the (*E*)-alkenyl carbocation III in the presence of $\text{K}_2\text{S}_2\text{O}_8$. Sodium sulfinate formed the sulfonyl anion IV, which is prone to react with the alkyl carbocation intermediate III to give the corresponding sulfone products.

4. Conclusion and outlook

We have presented a comprehensive overview of the preparation of sodium sulfonates. Their extensive applications have witnessed remarkable expansion over the past decade. Sodium sulfonates are recognized as potent sulfonylative, sulfenylative and sulfinylative agents, depending on the reaction conditions. Careful analysis of the published data indicates that the sodium sulfonates play multiple roles as nucleophiles, electrophiles, and radical reagents. Many reliable methods have increasingly attracted interest in the synthesis of various sulfur-containing valuable precursors, such as thiosulfonates, sulfonamides, thioethers (sulfides), sulfones, allyl & vinyl sulfones, β -iodovinyl sulfones, β -keto sulfones, *etc.*

Although significant achievements have been made in ring-closing sulfonylation, multicomponent reactions, and *ortho* C–H sulfonylation using sodium sulfinate salts, many exciting methods need to be realized. Moreover, photoredox sulfonylation and electrochemical transformations also emerged in recent years and are less explored. Therefore, the exploitation of sulfonyl and sulfenyl radicals in photoredox and electrochemical methods will attract more and more research attention. Notwithstanding substantial advances, sodium sulfinate salts have been proven to be versatile coupling partners in organic synthesis. However, several challenges still need to be addressed for the further exploration of the rapidly developing fields.

We hope this review will be beneficial to the synthetic community at large scale and will provide a new perspective in medicinal chemistry. We strongly believe that this review will encourage synthetic organic chemists to carry out future research endeavours. We would like to express our sincere regrets in advance for any references that may have been overlooked during the search.

General procedure for the preparation of sodium arenesulfonates^{346,379}

The aryl sulfonyl chloride (10.0 mmol, 1.0 equiv.) was dissolved in 30 mL water. Sodium sulfite (16.0 mmol, 1.6 equiv.) and sodium bicarbonate (16.0 mmol, 1.6 equiv.) were added, and the reaction mixture was refluxed for 3 h. The water was evaporated, and ethanol was added to the residue. The suspension was heated for 10 min, cooled, and filtered through a 20 µm polyethylene frit. This was repeated twice with the residue from the filtration. The ethanol fractions were combined, the solvent was evaporated under vacuum, and the sodium arylsulfonates were isolated as a white powder.

Conflicts of interest

The authors declare there is no conflict of interest.

Acknowledgements

We thank CSIR-EMR-II [02(0340)/18/EMR-II] and SERB-ECR [ECR/2015/000053], New Delhi for financial assistance. RJR thanks to UGC for faculty position under Faculty Recharge Programme and Start-up grant (F.4-5/2006/BSR). ARK thanks DST-WOSA [SR/WOS-A/CS-14/2019] for financial assistance.

Notes and references

- (a) S. Krishna and H. Singh, *J. Am. Chem. Soc.*, 1928, **50**, 792–798; (b) C. E. Grothaus and F. B. Dains, *J. Am. Chem. Soc.*, 1936, **58**, 1334–1336; (c) F. O'Hara, R. D. Baxter, A. G. O'Brien, M. R. Collins, J. A. Dixon, Y. Fujiwara, Y. Ishihara and P. S. Baran, *Nat. Protoc.*, 2013, **8**, 1042–1047.
- J. M. Smith, J. A. Dixon, J. N. DeGruyter and P. S. Baran, *J. Med. Chem.*, 2019, **62**, 2256–2264.
- S. Liang, K. Hofman, M. Friedrich and G. Manolikakes, *Eur. J. Org. Chem.*, 2020, 4664–4676.
- (a) *Organosulfur Chemistry I & II*, ed. P. C. B. Page, Springer, Berlin, 1999; (b) S. R. Dubbaka and P. Vogel, *Angew. Chem., Int. Ed.*, 2005, **44**, 7674–7684; (c) C. Ni, M. Hu and J. Hu, *Chem. Rev.*, 2015, **115**, 765–825.
- (a) C.-F. Lee, R. S. Basha and S. S. Badsara, *Top. Curr. Chem.*, 2018, **376**, 25; (b) C. F. Lee, Y. C. Liu and S. S. Badsara, *Chem.-Asian J.*, 2014, **9**, 706–722.
- O. M. Mulina, A. I. Ilovaisky, V. D. Parshin and A. O. Terent'ev, *Adv. Synth. Catal.*, 2020, **362**, 4579–4654.
- D. Kaiser, I. Klose, R. Oost, J. Neuhaus and N. Maulide, *Chem. Rev.*, 2019, **119**, 8701–8780.
- J. Aziz, S. Messaoudi, M. Alami and A. Hamze, *Org. Biomol. Chem.*, 2014, **12**, 9743–9759.
- K. Yuan, J.-F. Soulé and H. Doucet, *ACS Catal.*, 2015, **5**, 978–991.
- D. H. Ortgies, A. Hassanpour, F. Chen, S. Woo and P. Forgione, *Eur. J. Org. Chem.*, 2016, 408–425.
- J. Aziz and A. Hamze, *Org. Biomol. Chem.*, 2020, **18**, 9136–9159.
- P. Mampuy, C. R. McElroy, J. H. Clark, R. V. A. Orru and B. U. W. Maes, *Adv. Synth. Catal.*, 2020, **362**, 3–64.
- O. M. Mulina, A. I. Ilovaisky and A. O. Terent'ev, *Eur. J. Org. Chem.*, 2018, 4648–4672.
- R. Wu, K. Huang, G. Qiu and J.-B. Liu, *Synthesis*, 2019, **51**, 3567–3587.
- D. Q. Dong, S. H. Hao, D. S. Yang, L. X. Li and Z. L. Wang, *Eur. J. Org. Chem.*, 2017, 6576–6592.
- N.-W. Liu, S. Liang and G. Manolikakes, *Synthesis*, 2016, **48**, 1939–1973.
- D. C. Meadows and J. Gervay-Hague, *Med. Res. Rev.*, 2006, **26**, 793–814.
- Y. Fang, Z. Luo and X. Xu, *RSC Adv.*, 2016, **6**, 59661–59676.
- Y. M. Markitanov, V. M. Timoshenko and Y. G. Shermolovich, *J. Sulfur Chem.*, 2014, **35**, 188–236.
- S. Ghosh, S. Samanta, A. K. Ghosh, S. Neogi and A. Hajra, *Adv. Synth. Catal.*, 2020, **362**, 4552–4578.
- E. A. Ilardi, E. Vitaku and J. T. Njardarson, *J. Med. Chem.*, 2014, **57**, 2832–2842.
- S. Shaaban, S. Liang, N. W. Liu and G. Manolikakes, *Org. Biomol. Chem.*, 2017, **15**, 1947–1955.
- J. Liu and L. Zheng, *Adv. Synth. Catal.*, 2019, **361**, 1710–1732.
- A. Wimmer and B. König, *Beilstein J. Org. Chem.*, 2017, **14**, 54–83.
- H. Mei, R. Pajkert, L. Wang, Z. Li, G.-V. Rösenthaller and J. Han, *Green Chem.*, 2020, **22**, 3028–3059.
- W. E. Truce and F. E. Roberts, *J. Org. Chem.*, 1963, **28**, 593–594.
- J. F. C. Whitmore, F. H. Hamilton, J. B. Conant and P. Allen, *Org. Synth.*, 1922, **2**, 89.
- L. K. Liu, Y. Chi and K. Y. Jen, *J. Org. Chem.*, 1980, **45**, 406–410.
- L. Field and R. B. Barbee, *J. Org. Chem.*, 1969, **34**, 1792–1798.
- P. K. Srivastava, L. Field and M. M. Grenan, *J. Med. Chem.*, 1975, **18**, 798–802.

- 31 Y. Ueno, A. Kojima and O. Makoto, *Chem. Lett.*, 1984, 2125–2128.
- 32 Z. He, P. Tan, C. Ni and J. Hu, *Org. Lett.*, 2015, **17**, 1838–1841.
- 33 C. Tran, B. Flamme, A. Chagnes, M. Haddad, P. Phansavath and V. Ratovelomanana-Vidal, *Synlett*, 2018, **29**, 1622–1626.
- 34 G. K. S. Prakash, C. Ni, F. Wang, J. Hu and G. A. Olah, *Angew. Chem., Int. Ed.*, 2011, **50**, 2559–2563.
- 35 Q. Zhou, A. Ruffoni, R. Gianatassio, Y. Fujiwara, E. Sella, D. Shabat and P. S. Baran, *Angew. Chem., Int. Ed.*, 2013, **52**, 3949–3952.
- 36 R. Gianatassio, S. Kawamura, C. L. Eprile, K. Foo, J. Ge, A. C. Burns, M. R. Collins and P. S. Baran, *Angew. Chem., Int. Ed.*, 2014, **53**, 9851–9855.
- 37 A. C. M. A. Nassoy, P. Raubo and J. P. A. Harrity, *Chem. Commun.*, 2015, **51**, 5914–5916.
- 38 M. G. Johnson, M. W. Gribble, J. B. Houze and N. A. Paras, *Org. Lett.*, 2014, **16**, 6248–6251.
- 39 B. Skillinghaug, J. Rydfjord and L. R. Odell, *Tetrahedron Lett.*, 2016, **57**, 533–536.
- 40 T. Wang, F. Wang, J. Shen, T. Pang, Y. Ren, B. Wu and X. Zhang, *Tetrahedron Lett.*, 2018, **59**, 1183–1187.
- 41 R. Sakamoto, T. Yoshii, H. Takada and K. Maruoka, *Org. Lett.*, 2018, **20**, 2080–2083.
- 42 Y. Zhao and F. Liu, *Tetrahedron Lett.*, 2018, **59**, 180–187.
- 43 M. Tordeux, B. Langlois and C. Wakselman, *J. Org. Chem.*, 1989, **54**, 2452–2453.
- 44 H. P. Cao and Q. Y. Chen, *J. Fluorine Chem.*, 2007, **128**, 1187–1190.
- 45 B. R. Langlois, T. Billard, J. C. Mulatier and C. Yezeguelian, *J. Fluorine Chem.*, 2007, **128**, 851–856.
- 46 M. D. Bentley, I. B. Douglass and J. A. Lacadie, *J. Org. Chem.*, 1972, **37**, 333–334.
- 47 Y. Abe and J. Tsurugi, *Chem. Lett.*, 1972, 441–442.
- 48 G. Liang, J. Chen, J. Chen, W. Li, J. Chen and H. Wu, *Tetrahedron Lett.*, 2012, **53**, 6768–6770.
- 49 U. Claude, B. Lyon, T. Billard, B. R. Langlois, S. Large, D. Anker, N. Roidot and P. Roure, *J. Org. Chem.*, 1996, **61**, 7545–7550.
- 50 K. Fujiki, N. Tanifuji, Y. Sasaki and T. Yokoyama, *Synthesis*, 2002, 343–348.
- 51 G. Liang, M. Liu, J. Chen, J. Ding, W. Gao and H. Wu, *Chin. J. Chem.*, 2012, **30**, 1611–1616.
- 52 N. Taniguchi, *Eur. J. Org. Chem.*, 2014, 5691–5694.
- 53 T. Keshari, R. Kapoor and L. D. S. Yadav, *Synlett*, 2016, **27**, 1878–1882.
- 54 N. Taniguchi, *J. Org. Chem.*, 2015, **80**, 1764–1770.
- 55 X. Shao, C. Xu, L. Lu and Q. Shen, *J. Org. Chem.*, 2015, **80**, 3012–3021.
- 56 L. Cao, S. H. Luo, K. Jiang, Z. F. Hao, B. W. Wang, C. M. Pang and Z. Y. Wang, *Org. Lett.*, 2018, **20**, 4754–4758.
- 57 D. W. Chen and Z. C. Chen, *Tetrahedron Lett.*, 1994, **35**, 7637–7638.
- 58 X. Tang, L. Huang, C. Qi, X. Wu, W. Wu and H. Jiang, *Chem. Commun.*, 2013, **49**, 6102.
- 59 W. Wei, C. Liu, D. Yang, J. Wen, J. You and H. Wang, *Adv. Synth. Catal.*, 2015, **357**, 987–992.
- 60 K. Yang, M. Ke, Y. Lin and Q. Song, *Green Chem.*, 2015, **17**, 1395–1399.
- 61 X. Pan, J. Gao, J. Liu, J. Lai, H. Jiang and G. Yuan, *Green Chem.*, 2015, **17**, 1400–1403.
- 62 C. Buathongjan, D. Beukeaw and S. Yotphan, *Eur. J. Org. Chem.*, 2015, 1575–1582.
- 63 W. Liu, W. Deng, S. Sun, C. Yu, X. Su, A. Wu, Y. Yuan, Z. Ma, K. Li, H. Yang, X. Peng and J. Dietrich, *Org. Lett.*, 2019, **21**, 9909–9913.
- 64 J. Zhao, J. Xu, J. Chen, X. Wang and M. He, *RSC Adv.*, 2014, **4**, 64698–64701.
- 65 Y. Fu, Q. Z. Li, Q. S. Xu, H. Hügel, M. P. Li and Z. Du, *Eur. J. Org. Chem.*, 2018, 6966–6970.
- 66 S. X. Wu, Y. K. Zhang, H. W. Shi and J. Yan, *Chin. Chem. Lett.*, 2016, **27**, 1519–1522.
- 67 S. Wu, Y. Zhang and J. Yan, *Synth. Commun.*, 2016, **46**, 1432–1437.
- 68 L. Fu, X. Bao, S. Li, L. Wang, Z. Liu, W. Chen, Q. Xia and G. Liang, *Tetrahedron*, 2017, **73**, 2504–2511.
- 69 Y. Y. Jiang, Q. Q. Wang, S. Liang, L. M. Hu, R. D. Little and C. C. Zeng, *J. Org. Chem.*, 2016, **81**, 4713–4719.
- 70 C. Zhang, Y. Chen and G. Yuan, *Chin. J. Chem.*, 2016, **34**, 1277–1282.
- 71 J. Lai, L. Chang and G. Yuan, *Org. Lett.*, 2016, **18**, 3194–3197.
- 72 S. Wu, Y. Zhang, M. Zhu and J. Yan, *Synlett*, 2016, **27**, 2699–2704.
- 73 Z. Zhou and X. He, *Phosphorus, Sulfur Silicon Relat. Elem.*, 2020, **195**, 280–284.
- 74 R. J. Reddy, A. Shankar, M. Waheed and J. B. Nanubolu, *Tetrahedron Lett.*, 2018, **59**, 2014–2017.
- 75 W. Y. Chan and C. Berthelette, *Tetrahedron Lett.*, 2002, **43**, 4537–4540.
- 76 H. Zhu, Y. Shen, Q. Deng and T. Tu, *Chem. Commun.*, 2015, **51**, 16573–16576.
- 77 X. Bao, X. Rong, Z. Liu, Y. Gu, G. Liang and Q. Xia, *Tetrahedron Lett.*, 2018, **59**, 2853–2858.
- 78 A. Rahimi, D. Habibi, A. Rostami, M. A. Zolfigol and S. Mallakpour, *Tetrahedron Lett.*, 2018, **59**, 383–387.
- 79 W. Zhang, J. Xie, B. Rao and M. Luo, *J. Org. Chem.*, 2015, **80**, 3504–3511.
- 80 N. Eid, I. Karamé and B. Andrioletti, *Eur. J. Org. Chem.*, 2018, 5016–5022.
- 81 S. Liu, R. Chen and J. Zhang, *Molecules*, 2019, **24**, 1407–1418.
- 82 F. Xiao, H. Xie, S. Liu and G. J. Deng, *Adv. Synth. Catal.*, 2014, **356**, 364–368.
- 83 P. Katrun, S. Hongthong, S. Hlekhilai, M. Pohmakotr, V. Reutrakul, D. Soorukram, T. Jaipetch and C. Kuhakarn, *RSC Adv.*, 2014, **4**, 18933.
- 84 H. Rao, P. Wang, J. Wang, Z. Li, X. Sun and S. Cao, *RSC Adv.*, 2014, **4**, 49165–49169.
- 85 L. Jiang, J. Qian, W. Yi, G. Lu, C. Cai and W. Zhang, *Angew. Chem., Int. Ed.*, 2015, **54**, 14965–14969.
- 86 M.-J. Bu, G.-P. Lu and C. Cai, *Org. Chem. Front.*, 2017, **4**, 266–270.
- 87 D. W. W. Sun, X. Jiang, M. Jiang, Y. Lin and J. T. T. Liu, *Eur. J. Org. Chem.*, 2017, 3505–3511.
- 88 Q. Yan, L. Jiang, W. Yi, Q. Liu and W. Zhang, *Adv. Synth. Catal.*, 2017, **359**, 2471–2480.

- 89 X. Ge, F. Sun, X. Liu, X. Chen, C. Qian and S. Zhou, *New J. Chem.*, 2017, **41**, 13175–13180.
- 90 X. Luo, Q. Liu, H. Zhu and H. Chen, *R. Soc. Open Sci.*, 2018, **5**, 180170.
- 91 C. Liu, J. Fan, M. Wu, J. Chen, Y. Zhao and M. Xie, *Chin. J. Chem.*, 2018, **36**, 819–825.
- 92 Y.-Z. Ji, H.-J. Li, J.-Y. Zhang and Y.-C. Wu, *Chem. Commun.*, 2019, **55**, 11864–11867.
- 93 D. W. Sun, X. Jiang, M. Jiang, Y. Lin and J. T. Liu, *Eur. J. Org. Chem.*, 2018, 2078–2081.
- 94 X. L. He, S. Majumder, J. Wu, C. Di Jin, S. R. Guo, Z. P. Guo and M. Yang, *Org. Chem. Front.*, 2019, **6**, 2435–2440.
- 95 X. Huang, S. Wang, B. Li, X. Wang, Z. Ge and R. Li, *RSC Adv.*, 2015, **5**, 22654–22657.
- 96 Y. J. Guo, S. Lu, L. L. Tian, E. L. Huang, X. Q. Hao, X. Zhu, T. Shao and M. P. Song, *J. Org. Chem.*, 2018, **83**, 338–349.
- 97 Y. Ding, W. Wu, W. Zhao, Y. Li, P. Xie, Y. Huang, Y. Liu and A. Zhou, *Org. Biomol. Chem.*, 2016, **14**, 1428–1431.
- 98 D. Wang, R. Zhang, S. Lin, Z. Yan and S. Guo, *RSC Adv.*, 2015, **5**, 108030–108033.
- 99 F. Xiao, S. Chen, J. Tian, H. Huang, Y. Liu and G.-J. Deng, *Green Chem.*, 2016, **18**, 1538–1546.
- 100 Z. Xu, G. Lu and C. Cai, *Org. Biomol. Chem.*, 2017, **15**, 2804–2808.
- 101 Y. Lin, G. Lu, G. Wang and W. Yi, *Adv. Synth. Catal.*, 2016, **358**, 4100–4105.
- 102 S. Liu, L. Tang, H. Chen, F. Zhao and G. J. Deng, *Org. Biomol. Chem.*, 2014, **12**, 6076–6079.
- 103 Y. Lin, G. Lu, C. Cai and W. Yi, *Org. Lett.*, 2015, **17**, 3310–3313.
- 104 Y. M. Lin, G. P. Lu, G. X. Wang and W. Bin Yi, *J. Org. Chem.*, 2017, **82**, 382–389.
- 105 Y. Gao, Y. Gao, X. Tang, J. Peng, M. Hu, W. Wu and H. Jiang, *Org. Lett.*, 2016, **18**, 1158–1161.
- 106 W. Wu, Y. An, J. Li, S. Yang, Z. Zhu and H. Jiang, *Org. Chem. Front.*, 2017, **4**, 1751–1756.
- 107 C. Liu, B. Wang, Z. Guo, J. Zhang and M. Xie, *Org. Chem. Front.*, 2019, **6**, 2796–2800.
- 108 S. Guo, W. He, J. Xiang and Y. Yuan, *Tetrahedron Lett.*, 2014, **55**, 6407–6410.
- 109 F. Zhao, Q. Tan, D. Wang, J. Chen and G. Deng, *Adv. Synth. Catal.*, 2019, **361**, 4075–4081.
- 110 Y. Chen, F. Xiao, H. Chen, S. Liu and G. J. Deng, *RSC Adv.*, 2014, **4**, 44621–44628.
- 111 C. Hydroxy, S. Approach, G. L. Olson, H. Cheung, K. D. Morgan, C. Neukom and G. Saucy, *J. Org. Chem.*, 1976, **41**, 3287–3293.
- 112 K. Hiroi and K. Makino, *Chem. Lett.*, 1986, 617–620.
- 113 H. Eichelmann and H.-J. Gais, *Tetrahedron: Asymmetry*, 1995, **6**, 643–646.
- 114 H. J. Gais, T. Jagusch, N. Spalthoff, F. Gerhards, M. Frank and G. Raabe, *Chem.–Eur. J.*, 2003, **9**, 4202–4221.
- 115 S. Chandrasekhar, V. Jagadeshwar, B. Saritha and C. Narsihmulu, *J. Org. Chem.*, 2005, **70**, 6506–6507.
- 116 F. X. Felpin and Y. Landais, *J. Org. Chem.*, 2005, **70**, 6441–6446.
- 117 Y. Uozumi and T. Suzuka, *Synthesis*, 2008, 1960–1964.
- 118 M.-Y. Chang, H.-Y. Chen and H.-S. Wang, *J. Org. Chem.*, 2017, **82**, 10601–10610.
- 119 M. Jegelka and B. Plietker, *Org. Lett.*, 2009, **11**, 3462–3465.
- 120 X. S. Wu, Y. Chen, M. B. Li, M. G. Zhou and S. K. Tian, *J. Am. Chem. Soc.*, 2012, **134**, 14694–14697.
- 121 X.-T. Ma, R.-H. Dai, J. Zhang, Y. Gu and S.-K. Tian, *Adv. Synth. Catal.*, 2014, **356**, 2984–2988.
- 122 M. Ueda and J. F. Hartwig, *Org. Lett.*, 2010, **12**, 92–94.
- 123 A. Cai and A. W. Kleij, *Angew. Chem., Int. Ed.*, 2019, **58**, 14944–14949.
- 124 J. E. Gómez, À. Cristòfol and A. W. Kleij, *Angew. Chem., Int. Ed.*, 2019, **58**, 3903–3907.
- 125 A. Khan, H. Zhao, M. Zhang, S. Khan and D. Zhao, *Angew. Chem., Int. Ed.*, 2020, **59**, 1340–1345.
- 126 M. Ke, G. Huang, L. Ding, J. Fang and F. Chen, *ChemCatChem*, 2019, **11**, 4720–4724.
- 127 L. Jiang, Y.-G. Li, J.-F. Zhou, Y.-M. Chuan, H.-L. Li and M.-L. Yuan, *Molecules*, 2015, **20**, 8213–8222.
- 128 L. Jiang, Y.-G. Li, H. Li, M. Yuan, Y. Chuan, H. Li and M.-L. Yuan, *J. Chem. Res.*, 2017, **41**, 160–164.
- 129 R. J. Reddy, M. Waheed, T. Karthik and A. Shankar, *New J. Chem.*, 2018, **42**, 980–987.
- 130 J. Liao, W. Guo, Z. Zhang, X. Tang, W. Wu and H. Jiang, *J. Org. Chem.*, 2016, **81**, 1304–1309.
- 131 J. Ni, B. Nishonov, A. Pardaev and A. Zhang, *J. Org. Chem.*, 2019, **84**, 13646–13654.
- 132 M. Ochiai, Y. Kitagawa, M. Toyonari, K. Uemura, K. Oshima and M. Shiro, *J. Org. Chem.*, 1997, **62**, 8001–8008.
- 133 R. Chawla, R. Kapoor, A. K. Singh and L. D. S. Yadav, *Green Chem.*, 2012, **14**, 1308–1313.
- 134 M. Bian, F. Xu and C. Ma, *Synthesis*, 2007, 2951–2956.
- 135 S. Liang, R. Y. Zhang, G. Wang, S. Y. Chen and X. Q. Yu, *Eur. J. Org. Chem.*, 2013, 7050–7053.
- 136 D. Zvezdova, S. Stoeva and D. Aleksiev, *J. Chin. Chem. Soc.*, 2016, **63**, 247–253.
- 137 Z. H. Guan, W. Zuo, L. B. Zhao, Z. H. Ren and Y. M. Liang, *Synthesis*, 2007, 1465–1470.
- 138 M. Y. Chang, Y. C. Cheng and P. P. Sun, *Synthesis*, 2017, **49**, 2411–2422.
- 139 M.-Y. Chang, Y.-S. Wu and Y.-T. Hsiao, *Synthesis*, 2018, **50**, 4651–4658.
- 140 D. C. Reeves, S. Rodriguez, H. Lee, N. Haddad, D. Krishnamurthy and C. H. Senanayake, *Tetrahedron Lett.*, 2009, **50**, 2870–2873.
- 141 M. Y. Chang and M. H. Wu, *Synlett*, 2014, **25**, 411–416.
- 142 L. Cao, J.-X. Li, H.-Q. Wu, K. Jiang, Z.-F. Hao, S.-H. Luo and Z.-Y. Wang, *ACS Sustainable Chem. Eng.*, 2018, **6**, 4147–4153.
- 143 V. Nair, A. Augustine, T. G. George and L. G. Nair, *Tetrahedron Lett.*, 2001, **42**, 6763–6765.
- 144 V. Nair, A. Augustine and T. D. Suja, *Synthesis*, 2002, 2259–2265.
- 145 P. Katrun, S. Chiampanichayakul, K. Korworapan, M. Pohmakotr, V. Reutrakul, T. Jaipetch and C. Kuhakarn, *Eur. J. Org. Chem.*, 2010, 5633–5641.
- 146 B. Das, M. Lingaiah, K. Damodar and N. Bhunia, *Synthesis*, 2011, 2941–2944.

- 147 T. Sawangphon, P. Katrun, K. Chaisiwamongkhol, M. Pohmakotr, V. Reutrakul, T. Jaipetch, D. Soorukram and C. Kuhakarn, *Synth. Commun.*, 2013, **43**, 1692–1707.
- 148 N. Taniguchi, *Synlett*, 2011, 1308–1312.
- 149 N. Taniguchi, *Synlett*, 2012, **23**, 1245–1249.
- 150 N. Taniguchi, *Tetrahedron*, 2014, **70**, 1984–1990.
- 151 G. M. Shelke, V. Kameswara Rao, K. Pericherla and A. Kumar, *Synlett*, 2014, **25**, 2345–2349.
- 152 G. Fang, J. Liu, W. Shang, Q. Liu and X. Bi, *Chem.-Asian J.*, 2016, **11**, 3334–3338.
- 153 A. U. Meyer, K. Straková, T. Slanina and B. König, *Chem.-Eur. J.*, 2016, **22**, 8694–8699.
- 154 Q. Gui, K. Han, Z. Liu, Z. Su, X. He, H. Jiang, B. Tian and Y. Li, *Org. Biomol. Chem.*, 2018, **16**, 5748–5751.
- 155 G. Khalili, *J. Sulfur Chem.*, 2013, **34**, 532–538.
- 156 Y. C. Luo, X. J. Pan and G. Q. Yuan, *Tetrahedron*, 2015, **71**, 2119–2123.
- 157 Y. Xi, B. Dong, E. J. McClain, Q. Wang, T. L. Gregg, N. G. Akhmedov, J. L. Petersen and X. Shi, *Angew. Chem., Int. Ed.*, 2014, **53**, 4657–4661.
- 158 L.-N. Hua, H. Li, F.-L. Qing, Y. Huang and X.-H. Xu, *Org. Biomol. Chem.*, 2016, **14**, 8443–8447.
- 159 W. Li, G. Yin, L. Huang, Y. Xiao, Z. Fu, X. Xin, F. Liu, Z. Li and W. He, *Green Chem.*, 2016, **18**, 4879–4883.
- 160 J. Jiang, H. Zou, N. Yi, R. Wang, H. Zhang, L. Lan and J. Xiang, *Chin. J. Chem.*, 2016, **34**, 1245–1250.
- 161 W. Zhang, G. M. Johnson, Z. Guan and Y.-H. He, *Adv. Synth. Catal.*, 2018, **360**, 4562–4570.
- 162 S. Jia, Z. Chen, N. Zhang, Y. Tan, Y. Liu, J. Deng and H. Yan, *J. Am. Chem. Soc.*, 2018, **140**, 7056–7060.
- 163 C. Dai, J. Wang, S. Deng, C. Zhou, W. Zhang, Q. Zhu and X. Tang, *RSC Adv.*, 2017, **7**, 36112–36116.
- 164 Z. Liu, L. Yang, K. Zhang, W. Chen, T. Yu, L. Wang, W. Gao and B. Tang, *Org. Lett.*, 2020, **22**, 2081–2086.
- 165 M. Miao, Y. Luo, H. Xu, Z. Chen, J. Xu and H. Ren, *Org. Lett.*, 2016, **18**, 4292–4295.
- 166 K. Luo, L. Zhang, J. Ma, Q. Sha and L. Wu, *J. Org. Chem.*, 2017, **82**, 6978–6985.
- 167 O. A. Storozhenko, A. A. Festa, G. I. Detistova, V. B. Rybakov, A. V. Varlamov, E. V. Van Der Eycken and L. G. Voskressensky, *J. Org. Chem.*, 2020, **85**, 2250–2259.
- 168 P. Kramer, S. C. Krieg, H. Kelm and G. Manolikakes, *Org. Biomol. Chem.*, 2019, **17**, 5538–5544.
- 169 D. Sun and R. Zhang, *Org. Chem. Front.*, 2017, **5**, 92–97.
- 170 H. Jiang, X. Tang, Z. Xu, H. Wang, K. Han, X. Yang, Y. Zhou, Y.-L. Feng, X.-Y. Yu and Q. Gui, *Org. Biomol. Chem.*, 2019, **17**, 2715–2720.
- 171 Q. Jiang, B. Xu, J. Jia, A. Zhao, Y.-R. Zhao, Y.-Y. Li, N.-N. He and C.-C. Guo, *J. Org. Chem.*, 2014, **79**, 7372–7379.
- 172 B. V. Rokade and K. R. Prabhu, *J. Org. Chem.*, 2014, **79**, 8110–8117.
- 173 R. Guo, Q. Gui, D. Wang and Z. Tan, *Catal. Lett.*, 2014, **144**, 1377–1383.
- 174 Y. Xu, X. Tang, W. Hu, W. Wu and H. Jiang, *Green Chem.*, 2014, **16**, 3720–3723.
- 175 P. Katrun, S. Hlekhilai, J. Meesin, M. Pohmakotr, V. Reutrakul, T. Jaipetch, D. Soorukram and C. Kuhakarn, *Org. Biomol. Chem.*, 2015, **13**, 4785–4794.
- 176 J. Chen, J. Mao, Y. Zheng, D. Liu, G. Rong, H. Yan, C. Zhang and D. Shi, *Tetrahedron*, 2015, **71**, 5059–5063.
- 177 J. Gao, J. Lai and G. Yuan, *RSC Adv.*, 2015, **5**, 66723–66726.
- 178 P. Qian, M. Bi, J. Su, Z. Zha and Z. Wang, *J. Org. Chem.*, 2016, **81**, 4876–4882.
- 179 G. Rong, J. Mao, H. Yan, Y. Zheng and G. Zhang, *J. Org. Chem.*, 2015, **80**, 7652–7657.
- 180 N. Xue, R. Guo, X. Tu, W. Luo, W. Deng and J. Xiang, *Synlett*, 2016, **27**, 2695–2698.
- 181 J. Meesin, P. Katrun, C. Pareseecharoen, M. Pohmakotr, V. Reutrakul, D. Soorukram and C. Kuhakarn, *J. Org. Chem.*, 2016, **81**, 2744–2752.
- 182 P. Li and G.-W. Wang, *Org. Biomol. Chem.*, 2019, **17**, 5578–5585.
- 183 T. Keshari, R. Kapoor and L. D. S. Yadav, *Eur. J. Org. Chem.*, 2016, 2695–2699.
- 184 G. Nie, X. Deng, X. Lei, Q. Hu and Y. Chen, *RSC Adv.*, 2016, **6**, 75277–75281.
- 185 G.-F. Hong, J.-W. Yuan, Z.-H. Dong, Y.-M. Xiao, P. Mao and L.-B. Qu, *Phosphorus, Sulfur Silicon Relat. Elem.*, 2018, **193**, 771–779.
- 186 X. Lei, L. Zheng, C. Zhang, X. Shi and Y. Chen, *J. Org. Chem.*, 2018, **83**, 1772–1778.
- 187 Y. Gao, W. Wu, Y. Huang, K. Huang and H. Jiang, *Org. Chem. Front.*, 2014, **1**, 361–364.
- 188 Y. Sun, A. Abdukader, D. Lu, H. Zhang and C. Liu, *Green Chem.*, 2017, **19**, 1255–1258.
- 189 W. Bi, C. Ren, L. Jia, X. Xia, X. Chen, X. Chen and Y. Zhao, *Phosphorus, Sulfur Silicon Relat. Elem.*, 2017, **192**, 391–396.
- 190 R. Kumar, V. Dwivedi and M. Sridhar Reddy, *Adv. Synth. Catal.*, 2017, **359**, 2847–2856.
- 191 J. Zhang, Z. Liang, J. Wang, Z. Guo, C. Liu and M. Xie, *ACS Omega*, 2018, **3**, 18002–18015.
- 192 N. Taniguchi, *Tetrahedron*, 2018, **74**, 1454–1460.
- 193 K. Zeng, L. Chen, Y. Chen, Y. Liu, Y. Zhou, C. T. Au and S. F. Yin, *Adv. Synth. Catal.*, 2017, **359**, 841–847.
- 194 S. Handa, J. C. Fennewald and B. H. Lipshutz, *Angew. Chem., Int. Ed.*, 2014, **53**, 3432–3435.
- 195 A. K. Singh, R. Chawla and L. D. S. Yadav, *Tetrahedron Lett.*, 2014, **55**, 2845–2848.
- 196 N. Kumar and A. Kumar, *ACS Sustainable Chem. Eng.*, 2019, **7**, 9182–9188.
- 197 R. Chawla, A. K. Singh and L. D. S. Yadav, *Eur. J. Org. Chem.*, 2014, 2032–2036.
- 198 A. K. Singh, R. Chawla and L. D. S. Yadav, *Tetrahedron Lett.*, 2014, **55**, 4742–4746.
- 199 N. R. Yalavarthi, N. Gunduju, R. Bokam and M. G. Ponnappalli, *J. Chem. Sci.*, 2019, **131**, 1–8.
- 200 X. Tang, L. Huang, Y. Xu, J. Yang, W. Wu and H. Jiang, *Angew. Chem., Int. Ed.*, 2014, **53**, 4205–4208.
- 201 T. A. To, C. B. Tran, N. T. H. Nguyen, H. H. T. Nguyen, A. T. Nguyen, A. N. Q. Phan and N. T. S. Phan, *RSC Adv.*, 2018, **8**, 17477–17485.

- 202 J. Xia, X. Huang, S. You and M. Cai, *Appl. Organomet. Chem.*, 2019, **33**, e5001.
- 203 Y.-Y. Xie and Z.-C. Chen, *Synth. Commun.*, 2001, **31**, 3145–3149.
- 204 S. Deng, E. Liang, Y. Wu and X. Tang, *Tetrahedron Lett.*, 2018, **59**, 3955–3957.
- 205 M. Muneeswara, N. Sundaravelu and G. Sekar, *Tetrahedron*, 2019, **75**, 3479–3484.
- 206 X.-W. Lan, N.-X. Wang, C.-B. Bai, W. Zhang, Y. Xing, J.-L. Wen, Y.-J. Wang and Y.-H. Li, *Sci. Rep.*, 2015, **5**, 18391–18399.
- 207 B. Lin, J. Kuang, J. Chen, Z. Hua, V. Khakyzadeh and Y. Xia, *Org. Chem. Front.*, 2019, **6**, 2647–2653.
- 208 V. K. Yadav, V. P. Srivastava and L. D. S. Yadav, *Tetrahedron Lett.*, 2016, **57**, 2236–2238.
- 209 F. Han, B. Su, P. Song, Y. Wang, L. Jia, S. Xun, M. Hu and L. Zou, *Tetrahedron*, 2018, **74**, 5908–5913.
- 210 R. Chawla, R. Kapoor and L. D. S. Yadav, *Tetrahedron Lett.*, 2019, **60**, 150964–150969.
- 211 Y. Li, D. Liang, Y. Chang, X. Li, S. Fu, Y. Yuan and B. Wang, *Synth. Commun.*, 2017, **47**, 2044–2052.
- 212 W.-C. Gao, J.-J. Zhao, H.-H. Chang, X. Li, Q. Liu and W.-L. Wei, *RSC Adv.*, 2014, **4**, 49329–49332.
- 213 W. C. Gao, J. J. Zhao, F. Hu, H. H. Chang, X. Li and W. L. Wei, *RSC Adv.*, 2015, **5**, 25222–25228.
- 214 P. Katrun, T. Songsichan, D. Soorukram, M. Pohmakotr, V. Reutrakul and C. Kuhakarn, *Synthesis*, 2017, **49**, 1109–1121.
- 215 O. M. Mulina, D. A. Pirgach, G. I. Nikishin and A. O. Terent'ev, *Eur. J. Org. Chem.*, 2019, 4179–4188.
- 216 X.-J. Pan, J. Gao and G.-Q. Yuan, *Tetrahedron*, 2015, **71**, 5525–5530.
- 217 I. Yavari and S. Shaabanzadeh, *Org. Lett.*, 2020, **22**, 464–467.
- 218 H. Wang, P. Lian, Y. Zheng, J. Li and X. Wan, *Org. Biomol. Chem.*, 2020, **18**, 2163–2169.
- 219 N. Taniguchi, *J. Org. Chem.*, 2015, **80**, 7797–7802.
- 220 Q. Freitas, R. Lira, J. Freitas, G. Zeni and P. Menezes, *J. Braz. Chem. Soc.*, 2018, **29**, 1167–1174.
- 221 J. Lai and G. Yuan, *Tetrahedron Lett.*, 2018, **59**, 524–527.
- 222 N. Suryakiran, T. Srikanth Reddy and Y. Venkateswarlu, *J. Sulfur Chem.*, 2007, **28**, 513–518.
- 223 C.-K. K. Chan, N.-C. C. Lo, P.-Y. Y. Chen and M.-Y. Y. Chang, *Synthesis*, 2017, **49**, 4469–4477.
- 224 D. Zhang, T. Cheng, Q. Zhao, J. Xu and G. Liu, *Org. Lett.*, 2014, **16**, 5764–5767.
- 225 P. Cui, Q. Liu, J. Wang, H. Liu and H. Zhou, *Green Chem.*, 2019, **21**, 634–639.
- 226 A. Ulman and E. Urankar, *J. Org. Chem.*, 1989, **54**, 4691–4692.
- 227 H. Suzuki and H. Abe, *Tetrahedron Lett.*, 1995, **36**, 6239–6242.
- 228 J. M. Baskin and Z. Wang, *Org. Lett.*, 2002, **4**, 4423–4425.
- 229 S. Cacchi, G. Fabrizi, A. Goggiani and L. M. Parisi, *Org. Lett.*, 2002, **4**, 4719–4721.
- 230 W. Zhu and D. Ma, *J. Org. Chem.*, 2005, **70**, 2696–2700.
- 231 K. M. Maloney, J. T. Kuethe and K. Linn, *Org. Lett.*, 2011, **13**, 102–105.
- 232 Y. Yuan and S. Guo, *Synlett*, 2011, 2750–2756.
- 233 S. Liang, R.-Y. Zhang, L.-Y. Xi, S.-Y. Chen and X.-Q. Yu, *J. Org. Chem.*, 2013, **78**, 11874–11880.
- 234 M. Yang, H. Shen, Y. Li, C. Shen and P. Zhang, *RSC Adv.*, 2014, **4**, 26295–26300.
- 235 C. Shen, J. Xu, W. Yu and P. Zhang, *Green Chem.*, 2014, **16**, 3007–3012.
- 236 J. D. Smith, T. N. Ansari, M. P. Andersson, D. Yadagiri, F. Ibrahim, S. Liang, G. B. Hammond, F. Gallou and S. Handa, *Green Chem.*, 2018, **20**, 1784–1790.
- 237 J. Zhao, S. Niu, X. Jiang, Y. Jiang, X. Zhang, T. Sun and D. Ma, *J. Org. Chem.*, 2018, **83**, 6589–6598.
- 238 X. Ge, F. Sun, X. Liu, X. Chen, C. Qian and S. Zhou, *Mol. Catal.*, 2018, **449**, 72–78.
- 239 F. Chen, F. Chacón-Huete, H. El-Husseini and P. Forgione, *Synthesis*, 2018, **50**, 1914–1920.
- 240 H. Yue, C. Zhu and M. Rueping, *Angew. Chem., Int. Ed.*, 2018, **57**, 1371–1375.
- 241 N. W. Liu, K. Hofman, A. Herbert and G. Manolikakes, *Org. Lett.*, 2018, **20**, 760–763.
- 242 M. J. Cabrera-Afonso, Z.-P. Lu, C. B. Kelly, S. B. Lang, R. Dykstra, O. Gutierrez and G. A. Molander, *Chem. Sci.*, 2018, 3186–3191.
- 243 N.-W. Liu, S. Liang, N. Margraf, S. Shaaban, V. Luciano, M. Drost and G. Manolikakes, *Eur. J. Org. Chem.*, 2018, 1208–1210.
- 244 L. Chen, J. Liang, Z. Yu Chen, J. Chen, M. Yan and X. Jing Zhang, *Adv. Synth. Catal.*, 2019, **361**, 956–960.
- 245 V. D. Nguyen, V. T. Nguyen, G. C. Haug, H. T. Dang, H. D. Arman, W. C. Ermler and O. V. Larionov, *ACS Catal.*, 2019, **9**, 4015–4024.
- 246 C. Beaulieu, D. Guay, Z. Wang and D. A. Evans, *Tetrahedron Lett.*, 2004, **45**, 3233–3236.
- 247 F. Huang and R. A. Batey, *Tetrahedron*, 2007, **63**, 7667–7672.
- 248 A. Kar, L. A. Sayyed, W. F. Lo, H. M. Kaiser, M. Beller and M. K. Tse, *Org. Lett.*, 2007, **9**, 3405–3408.
- 249 M. L. Kantam, B. Neelima, B. Sreedhar and R. Chakravarti, *Synlett*, 2008, 1455–1458.
- 250 B. T. V. Srinivas, V. S. Rawat, K. Konda and B. Sreedhar, *Adv. Synth. Catal.*, 2014, **356**, 805–817.
- 251 G. C. Nandi, *Synth. Commun.*, 2017, **47**, 319–323.
- 252 X. Yang, Y. Cao, E. Li, P. Zhang and Z. Hou, *Appl. Organomet. Chem.*, 2014, **28**, 785–788.
- 253 L. A. Smyth, E. M. Phillips, V. S. Chan, J. G. Napolitano, R. Henry and S. Shekhar, *J. Org. Chem.*, 2016, **81**, 1285–1294.
- 254 R. Chawla and L. D. S. Yadav, *Org. Biomol. Chem.*, 2019, **17**, 4761–4766.
- 255 Y. Yu, Q. Wu, D. Liu, L. Yu, Z. Tan and G. Zhu, *J. Org. Chem.*, 2019, **84**, 11195–11202.
- 256 N. Umierski and G. Manolikakes, *Org. Lett.*, 2013, **15**, 188–191.
- 257 S. C. Cullen, S. Shekhar and N. K. Nere, *J. Org. Chem.*, 2013, **78**, 12194–12201.
- 258 V. G. Pandya and S. B. Mhaske, *Org. Lett.*, 2014, **16**, 3836–3839.
- 259 J. Liu, L. Yu, S. Zhuang, Q. Gui, X. Chen, W. Wang and Z. Tan, *Chem. Commun.*, 2015, **51**, 6418–6421.
- 260 W.-H. Rao and B.-F. Shi, *Org. Lett.*, 2015, **17**, 2784–2787.

- 261 S.-L. Liu, X.-H. Li, S.-S. Zhang, S.-K. Hou, G.-C. Yang, J.-F. Gong and M.-P. Song, *Adv. Synth. Catal.*, 2017, **359**, 2241–2246.
- 262 W. H. Rao, B. B. Zhan, K. Chen, P. X. Ling, Z. Z. Zhang and B. F. Shi, *Org. Lett.*, 2015, **17**, 3552–3555.
- 263 C. Xia, K. Wang, J. Xu, Z. Wei, C. Shen, G. Duan, Q. Zhu and P. Zhang, *RSC Adv.*, 2016, **6**, 37173–37179.
- 264 P. Bai, S. Sun, Z. Li, H. Qiao, X. Su, F. Yang, Y. Wu and Y. Wu, *J. Org. Chem.*, 2017, **82**, 12119–12127.
- 265 Y. Du, L. Wei and Y. Liu, *Heteroat. Chem.*, 2017, **28**, 1–6.
- 266 S. Liang, N. W. Liu and G. Manolikakes, *Adv. Synth. Catal.*, 2016, **358**, 159–163.
- 267 S. Liang, M. Bolte and G. Manolikakes, *Chem.–Eur. J.*, 2017, **23**, 96–100.
- 268 F. Xiao, S. Chen, Y. Chen, H. Huang and G.-J. Deng, *Chem. Commun.*, 2015, **51**, 652–654.
- 269 U. Karmakar and R. Samanta, *J. Org. Chem.*, 2019, **84**, 2850–2861.
- 270 M. Sattar, N. Kumar, P. Yadav, Y. Mandhar and S. Kumar, *Chem.–Asian J.*, 2019, **14**, 4807–4813.
- 271 W. C. Yang, P. Dai, K. Luo and L. Wu, *Adv. Synth. Catal.*, 2016, **358**, 3184–3190.
- 272 M. Singh, L. D. S. Yadav and R. K. P. Singh, *Tetrahedron Lett.*, 2019, **60**, 810–813.
- 273 R. J. Griffiths, W. C. Kong, S. A. Richards, G. A. Burley, M. C. Willis and E. P. A. Talbot, *Chem. Sci.*, 2018, **1**, 2295–2300.
- 274 J. I. Higham and J. A. Bull, *Chem. Commun.*, 2020, **56**, 4587–4590.
- 275 B. Du, P. Qian, Y. Wang, H. Mei, J. Han and Y. Pan, *Org. Lett.*, 2016, **18**, 4144–4147.
- 276 L. Sumunnee, C. Buathongjan, C. Pimpasri and S. Yotphan, *Eur. J. Org. Chem.*, 2017, 1025–1032.
- 277 W. K. Fu, K. Sun, C. Qu, X. L. Chen, L. B. Qu, W. Z. Bi and Y. F. Zhao, *Asian J. Org. Chem.*, 2017, **6**, 492–495.
- 278 L.-Y. Xie, S. Peng, F. Liu, G.-R. Chen, W. Xia, X. Yu, W.-F. Li, Z. Cao and W.-M. He, *Org. Chem. Front.*, 2018, **5**, 2604–2609.
- 279 P. Li, Y. Jiang, H. Li, W. Dong, Z. Peng and D. An, *Synth. Commun.*, 2018, **48**, 1909–1918.
- 280 S. Peng, Y. X. Song, J. Y. He, S. S. Tang, J. X. Tan, Z. Cao, Y. W. Lin and W. M. He, *Chin. Chem. Lett.*, 2019, **30**, 2287–2290.
- 281 M. Jiang, Y. Yuan, T. Wang, Y. Xiong, J. Li, H. Guo and A. Lei, *Chem. Commun.*, 2019, **55**, 13852–13855.
- 282 F. Xiao, H. Chen, H. Xie, S. Chen, L. Yang and G.-J. Deng, *Org. Lett.*, 2014, **16**, 50–53.
- 283 P. Katrun, C. Mueangkaew, M. Pohmakotr, V. Reutrakul, T. Jaipetch, D. Soorukram and C. Kuhakarn, *J. Org. Chem.*, 2014, **79**, 1778–1785.
- 284 Y. Yang, W. Li, C. Xia, B. Ying, C. Shen and P. Zhang, *ChemCatChem*, 2016, **8**, 304–307.
- 285 H. Li, X. Wang and J. Yan, *New J. Chem.*, 2017, **41**, 4277–4280.
- 286 M.-L. Feng, L.-Y. Xi, S.-Y. Chen and X.-Q. Yu, *Eur. J. Org. Chem.*, 2017, 2746–2750.
- 287 Y. Zhou, W. Bin Cao, L. L. Zhang, X. P. Xu and S. J. Ji, *J. Org. Chem.*, 2018, **83**, 6056–6065.
- 288 C. D. Prasad, M. Sattar and S. Kumar, *Org. Lett.*, 2017, **19**, 774–777.
- 289 W. Wei, H. Cui, D. Yang, X. Liu, C. He, S. Dai and H. Wang, *Org. Chem. Front.*, 2017, **4**, 26–30.
- 290 L.-X. Li, D.-Q. Dong, S.-H. Hao and Z.-L. Wang, *Tetrahedron Lett.*, 2018, **59**, 1517–1520.
- 291 T. C. Johnson, B. L. Elbert, A. J. M. M. Farley, T. W. Gorman, C. Genicot, B. Lallemand, P. Pasau, J. Flasz, J. L. Castro, M. MacCoss, D. J. Dixon, R. S. Paton, C. J. Schofield, M. D. Smith and M. C. Willis, *Chem. Sci.*, 2018, **9**, 629–633.
- 292 Y.-C. Wu, S.-S. Jiang, S.-Z. Luo, R.-J. Song and J.-H. Li, *Chem. Commun.*, 2019, **55**, 8995–8998.
- 293 F. Lu, J. Li, T. Wang, Z. Li, M. Jiang, X. Hu, H. Pei, F. Yuan, L. Lu and A. Lei, *Asian J. Org. Chem.*, 2019, **8**, 1838–1841.
- 294 J. Nikl, S. Lips, D. Schollmeyer, R. Franke and S. R. Waldvogel, *Chem.–Eur. J.*, 2019, **25**, 6891–6895.
- 295 J. Nikl, D. Ravelli, D. Schollmeyer and S. R. Waldvogel, *ChemElectroChem*, 2019, **6**, 4450–4455.
- 296 F. Xie, G.-P. Lu, R. Xie, Q.-H. Chen, H.-F. Jiang and M. Zhang, *ACS Catal.*, 2019, **9**, 2718–2724.
- 297 S. Liang, Y. Ren and G. Manolikakes, *Eur. J. Org. Chem.*, 2017, 4117–4120.
- 298 D. Habibi, A. Rahimi, A. Rostami and S. Moradi, *Tetrahedron Lett.*, 2017, **58**, 289–293.
- 299 P. Halder, V. T. Humne and S. B. Mhaske, *J. Org. Chem.*, 2019, **84**, 1372–1378.
- 300 A. P. Avdeenko, S. A. Konovalova, O. N. Mikhailichenko, S. V. Shelyazhenko, V. V. Pirozhenko and L. M. Yagupol'skii, *Russ. J. Org. Chem.*, 2012, **48**, 221–233.
- 301 S. A. Konovalova, A. P. Avdeenko and I. L. Marchenko, *Russ. J. Org. Chem.*, 2014, **50**, 973–985.
- 302 S. A. Konovalova, A. P. Avdeenko, A. A. Santalova, V. V. D'yakononko, G. V. Palamarchuk and O. V. Shishkin, *Russ. J. Org. Chem.*, 2014, **50**, 1757–1762.
- 303 W. Wu, S. Yi, Y. Yu, W. Huang and H. Jiang, *J. Org. Chem.*, 2017, **82**, 1224–1230.
- 304 W. Wu, S. Yi, W. Huang, D. Luo and H. Jiang, *Org. Lett.*, 2017, **19**, 2825–2828.
- 305 H. S. Li and G. Liu, *J. Org. Chem.*, 2014, **79**, 509–516.
- 306 M. Rajesh, M. K. R. Singam, R. K. Gadi and M. Sridhar Reddy, *ACS Omega*, 2018, **3**, 17155–17163.
- 307 Y. Wan, J. Zhang, Y. Chen, L. Kong, F. Luo and G. Zhu, *Org. Biomol. Chem.*, 2017, **15**, 7204–7211.
- 308 M. Miao, H. Xu, Y. Luo, M. Jin, Z. Chen, J. Xu and H. Ren, *Org. Chem. Front.*, 2017, **4**, 1824–1828.
- 309 Y.-S. Xiong, B. Zhang, Y. Yu, J. Weng and G. Lu, *J. Org. Chem.*, 2019, **84**, 13465–13472.
- 310 T. Yang, P. Kou, F. Jin, X.-R. Song, J. Bai, H. Ding, Q. Xiao and Y.-M. Liang, *Org. Chem. Front.*, 2019, **6**, 3162–3166.
- 311 H. Ren, Y. Mu, M. Zhang and A. Q. Zhang, *J. Chem. Res.*, 2018, **42**, 515–520.
- 312 Q. Q. Han, G. H. Li, Y. Y. Sun, D. M. Chen, Z. L. Wang, X. Y. Yu and X. M. Xu, *Tetrahedron Lett.*, 2020, **61**, 151704.
- 313 R. S. Rohokale, S. D. Tambe and U. A. Kshirsagar, *Org. Biomol. Chem.*, 2018, **16**, 536–540.
- 314 Y.-Y. Jiang, S. Liang, C.-C. Zeng, L.-M. Hu and B.-G. Sun, *Green Chem.*, 2016, **18**, 6311–6319.

- 315 L.-J. Wang, J.-M. Chen, W. Dong, C.-Y. Hou, M. Pang, W.-B. Jin, F.-G. Dong, Z.-D. Xu and W. Li, *J. Org. Chem.*, 2019, **84**, 2330–2338.
- 316 W.-H. Rao, L.-L. Jiang, X.-M. Liu, M.-J. Chen, F.-Y. Chen, X. Jiang, J.-X. Zhao, G.-D. Zou, Y.-Q. Zhou and L. Tang, *Org. Lett.*, 2019, **21**, 2890–2893.
- 317 Y. Wang, J. Ding, J. Zhao, W. Sun, C. Lian, C. Chen and B. Zhu, *Org. Chem. Front.*, 2019, **6**, 2240–2244.
- 318 W. Dong, L. Qi, J. Y. Song, J. M. Chen, J. X. Guo, S. Shen, L. J. Li, W. Li and L. J. Wang, *Org. Lett.*, 2020, **22**, 1830–1835.
- 319 H. Fu, S.-S. S. Wang and Y.-M. M. Li, *Adv. Synth. Catal.*, 2016, **358**, 3616–3626.
- 320 Q. Tang, P. Xie, J. Wang, J. Lin, C. Feng, C. U. Pittman and A. Zhou, *Tetrahedron*, 2017, **73**, 5436–5443.
- 321 K. L. Zuo, Y. H. He and Z. Guan, *Eur. J. Org. Chem.*, 2019, 939–948.
- 322 T.-H. Chuang, Y.-Y. Chen, Y.-J. Huang and C.-P. Chuang, *ChemistrySelect*, 2016, **1**, 6762–6767.
- 323 L. Li, X. Zhang, B. Hu and X. Zhang, *Chem.–Asian J.*, 2019, **14**, 4358–4364.
- 324 J.-M. Yuan, J. Li, H. Zhou, J. Xu, F. Zhu, Q. Liang, Z. Liu, G. Huang and J. Huang, *New J. Chem.*, 2020, **44**, 3189–3193.
- 325 J. Tang, P. Sivaguru, Y. Ning, G. Zanonni and X. Bi, *Org. Lett.*, 2017, **19**, 4026–4029.
- 326 M. Singh, A. K. Yadav, L. D. S. Yadav and R. K. P. Singh, *Tetrahedron Lett.*, 2018, **59**, 3198–3201.
- 327 O. Khaikate, J. Meesin, M. Pohmakotr, V. Reutrakul, P. Leowanawat, D. Soorukram and C. Kuhakarn, *Org. Biomol. Chem.*, 2018, **16**, 8553–8558.
- 328 L.-J. J. Wang, M. Chen, L. Qi, Z. Xu and W. Li, *Chem. Commun.*, 2017, **53**, 2056–2059.
- 329 J. Wu, Y. Zong, C. Zhao, Q. Yan, L. Sun, Y. Li, J. Zhao, Y. Ge and Z. Li, *Org. Biomol. Chem.*, 2019, **17**, 794–797.
- 330 B. Zhou, W. Chen, Y. Yang, Y. Yang, G. Deng and Y. Liang, *Org. Biomol. Chem.*, 2018, **16**, 7959–7963.
- 331 J.-C. Kang, Y.-Q. Tu, J.-W. Dong, C. Chen, J. Zhou, T.-M. Ding, J.-T. Zai, Z.-M. Chen and S.-Y. Zhang, *Org. Lett.*, 2019, **21**, 2536–2540.
- 332 Y. Liu, Q. L. Wang, Z. Chen, Q. Zhou, C. S. Zhou, B. Q. Xiong, P. L. Zhang, C. A. Yang and K. W. Tang, *Org. Biomol. Chem.*, 2019, **17**, 1365–1369.
- 333 L. Zhou, Y. Xia, Y.-Z. Wang, J.-D. Fang and X.-Y. Liu, *Tetrahedron*, 2019, **75**, 1267–1274.
- 334 F. Xiao, C. Liu, D. Wang, H. Huang and G.-J. Deng, *Green Chem.*, 2018, **20**, 973–977.
- 335 F. Xiao, C. Liu, S. Yuan, H. Huang and G.-J. Deng, *J. Org. Chem.*, 2018, **83**, 10420–10429.
- 336 Y. Ning, A. Mekareeya, K. R. Babu, E. A. Anderson and X. Bi, *ACS Catal.*, 2019, **9**, 4203–4210.
- 337 Y. Xiong, Y. Sun and G. Zhang, *Org. Lett.*, 2018, **20**, 6250–6254.
- 338 H. Mei, J. Liu, Y. Guo and J. Han, *ACS Omega*, 2019, **4**, 14353–14359.
- 339 B. Lipp, L. M. Kammer, M. Kückdisli, A. Luque, J. Kühnborn, S. Pusch, G. Matulevičiūtė, D. Schollmeyer, A. Šačkus and T. Opatz, *Chem.–Eur. J.*, 2019, **25**, 8965–8969.
- 340 P. Kramer, M. Halaczkiwicz, Y. Sun, H. Kelm and G. Manolikakes, *J. Org. Chem.*, 2020, **85**, 3617–3637.
- 341 S. Jin, S. Fang, R. Ma, Z. Liang, Y. Xu, T. Lu and D. Du, *Org. Chem. Front.*, 2019, **6**, 3392–3396.
- 342 M. Y. Ansari, N. Kumar and A. Kumar, *Org. Lett.*, 2019, **21**, 3931–3936.
- 343 Y. Xiang, Y. Li, Y. Kuang and J. Wu, *Adv. Synth. Catal.*, 2017, **359**, 2605–2609.
- 344 Y. Ning, Q. Ji, P. Liao, E. A. Anderson and X. Bi, *Angew. Chem., Int. Ed.*, 2017, **56**, 13805–13808.
- 345 M. Luo, B. Liu, Y. Li, M. Hu and J. Li, *Adv. Synth. Catal.*, 2019, **361**, 1538–1542.
- 346 J. Yang, Y. Y. Liu, R. J. Song, Z. H. Peng and J. H. Li, *Adv. Synth. Catal.*, 2016, **358**, 2286–2292.
- 347 X. He, X. Yue, L. Zhang, S. Wu, M. Hu and J.-H. Li, *Chem. Commun.*, 2019, **55**, 3517–3520.
- 348 X. Yue, X. He, Y. Wu, M. Hu, S. Wu, Y.-X. Xie and J.-H. Li, *ChemCatChem*, 2020, **12**, 2690–2694.
- 349 C. Zhu, H. Yue, B. Maity, I. Atodiresei, L. Cavallo and M. Rueping, *Nat. Catal.*, 2019, **2**, 678–687.
- 350 R. R. Kuchukulla, F. Li, Z. He, L. Zhou and Q. Zeng, *Green Chem.*, 2019, **21**, 5808–5812.
- 351 W. Liu, Y. Zhang, J. He, Y. Yu, J. Yuan, X. Ye, Z. Zhang, L. Xue and H. Cao, *J. Org. Chem.*, 2019, **84**, 11348–11358.
- 352 J. Hao, Y. Xu, Z. Xu, Z. Zhang and W. Yang, *Org. Lett.*, 2018, **20**, 7888–7892.
- 353 J. Shi, X.-D. Tang, Y.-C. Wu, J.-F. Fang, L. Cao, X.-Y. Chen and Z.-Y. Wang, *RSC Adv.*, 2016, **6**, 25651–25655.
- 354 M. Nematpour and E. Abedi, *J. Sulfur Chem.*, 2017, **38**, 76–82.
- 355 L. M. Kammer, M. Krumb, B. Spitzbarth, B. Lipp, J. Kühnborn, J. Busold, O. M. Mulina, A. O. Terentev and T. Opatz, *Org. Lett.*, 2020, **22**, 3318–3322.
- 356 W.-C. Gao, Y.-F. Cheng, Y.-Z. Shang, H.-H. Chang, X. Li, R. Zhou, Y. Qiao and W.-L. Wei, *J. Org. Chem.*, 2018, **83**, 11956–11962.
- 357 M. Nematpour, S. R. Koohi, E. Abedi and M. Lotfi, *J. Chem. Res.*, 2016, **40**, 652–654.
- 358 M. Nematpour, E. Abedi and M. Lotfi, *Phosphorus, Sulfur Silicon Relat. Elem.*, 2017, **192**, 427–430.
- 359 H. S. Wang, Y. S. Wu and M. Y. Chang, *Tetrahedron*, 2017, **73**, 6465–6470.
- 360 W. Middelbos, J. Strating and B. Zwanenburg, *Tetrahedron Lett.*, 1971, 351–352.
- 361 R. Chawla, A. K. Singh and L. D. S. Yadav, *Tetrahedron*, 2013, **69**, 1720–1724.
- 362 G. Lu, C. Cai, F. Chen, R. Ye and B. Zhou, *ACS Sustainable Chem. Eng.*, 2016, **4**, 1804–1809.
- 363 T. Murakami and K. Furusawa, *Synthesis*, 2002, 479–482.
- 364 M. A. Reddy, P. S. Reddy and B. Sreedhar, *Adv. Synth. Catal.*, 2010, **352**, 1861–1869.
- 365 Y. Gao, H. Mei, J. Han and Y. Pan, *Chem.–Eur. J.*, 2018, **24**, 17205–17209.
- 366 R. Kuwano, Y. Kondo and T. Shirahama, *Org. Lett.*, 2005, **7**, 2973–2975.
- 367 Y. Liu, H. Zhu, L. Yang, Z. Xie, G. Jiang, Z. G. Le and T. Tu, *Asian J. Org. Chem.*, 2020, **9**, 247–250.
- 368 A. Najib, K. Hirano and M. Miura, *Chem.–Eur. J.*, 2018, **24**, 6525–6529.

- 369 H. Yamamoto and K. Nakata, *Eur. J. Org. Chem.*, 2019, 4906–4910.
- 370 J. Gao, X. Pan, J. Liu, J. Lai, L. Chang and G. Yuan, *RSC Adv.*, 2015, 5, 27439–27442.
- 371 E. Deruer, V. Hamel, S. Blais and S. Canesi, *Beilstein J. Org. Chem.*, 2018, 14, 1203–1207.
- 372 M. Huang, L. Hu, H. Shen, Q. Liu, M. I. Hussain, J. Pan and Y. Xiong, *Green Chem.*, 2016, 18, 1874–1879.
- 373 Y. Z. Ji, H. J. Li, J. Y. Zhang and Y. C. Wu, *Eur. J. Org. Chem.*, 2019, 1846–1855.
- 374 P. Bao, L. Wang, H. Yue, Y. Shao, J. Wen, D. Yang, X. Zhao, H. Wang and W. Wei, *J. Org. Chem.*, 2019, 84, 2976–2983.
- 375 G. Bogonda, Di. V. Patil, H. Y. Kim and K. Oh, *Org. Lett.*, 2019, 21, 3774–3779.
- 376 Y. Z. Ji, H. J. Li, H. R. Yang, Z. Y. Zhang, L. J. Xie and Y. C. Wu, *Synlett*, 2020, 31, 349–354.
- 377 X. S. Zhou, Y. Cheng, J. Chen, X. Y. Yu, W. J. Xiao and J. R. Chen, *ChemCatChem*, 2019, 11, 5300–5305.
- 378 Q. Wang, Z. Chen, Q. Zhou, C. Zhou, B. Xiong, P. Zhang, C. Yang, Y. Liu and K. Tang, *Adv. Synth. Catal.*, 2019, 361, 2315–2320.
- 379 B. Skillinghaug, C. Sköld, J. Rydfjord, F. Svensson, M. Behrends, J. Sävmarker, P. J. R. Sjöberg and M. Larhed, *J. Org. Chem.*, 2014, 79, 12018–12032.