


 Cite this: *RSC Adv.*, 2021, 11, 10610

 Received 6th February 2021
 Accepted 2nd March 2021

 DOI: 10.1039/d1ra01004b
rsc.li/rsc-advances

Heteropolyacid ionic liquid heterogeneously catalyzed synthesis of isochromans *via* oxa-Pictet–Spengler cyclization in dimethyl carbonate†

 Guoping Yang,^a Ke Li,^a Kai Zeng,^a Yijin Li,^a Tao Yu^{*b} and Yufeng Liu^{*,a}

A recyclable and efficient heterogeneous, green catalyst based on the synthesis of Keggin-type polyoxometalate (H₃PMO₁₂O₄₀) and vitamin B1 analogue 3-ethyl-5-(2-hydroxyethyl)-4-methylthiazol-3-ium (HMT), *i.e.*, [HMT][H₂[PMO₁₂O₄₀)] was prepared. Oxa-Pictet–Spengler cyclization of arylolethanol and aldehydes were catalyzed to afford various substituted isochromans in moderate conditions with excellent yields using dimethyl carbonate (DMC) as a green solvent. Furthermore, this protocol was applicable in a gram-scale reaction, and the catalyst could be recycled eight times without significant loss of activity.

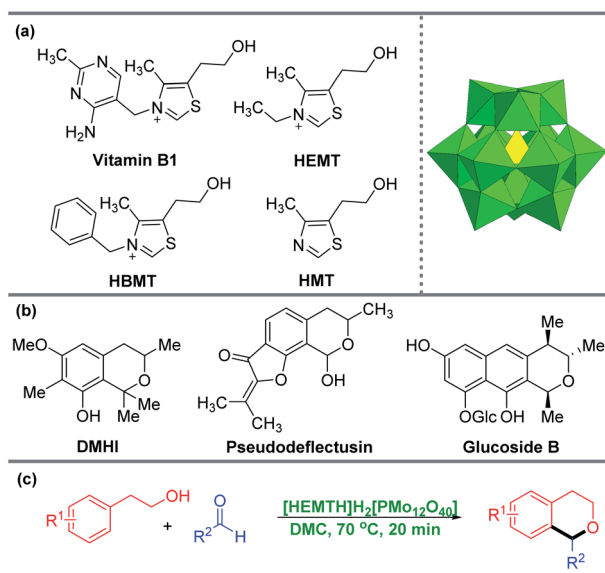
Introduction

Green chemistry has been widely advocated for the reasons of economic development, environmental degradation, resource consumption and so on. In particular, green catalytic chemistry has received widespread attention. As part of our interest in the field of polyoxometalates (POMs) and green chemistry, POMs have played vital roles in organic synthesis as acid–base catalysts for the past few decades.^{1–7} Among those, the application of noncorrosive, inexpensive, and readily available Keggin-type heteropolyacids (HPAs) for organic transformations including condensation, cycloaddition and coupling reactions has been extensively studied.^{8–14} However, HPAs are generally homogeneous catalysts in most of the reported systems. Since homogeneous catalysts are difficult to recycle, there is an urgent need to develop a recyclable heterogeneous catalytic system based on HPAs from the perspective of environmental sustainability.^{15–21}

Ionic liquids (ILs) have drawn considerable attention among various heterogeneous designs of HPAs due to their non-volatility, high thermal stability, and excellent catalytic activity. In the past few decades, the counter-cation precursors of some typical HPAs-based ionic liquids have been designed as pyridine, 1-methylimidazole, and 1-methyl-2-pyrrolidinone, *etc.*^{22–27} Our group is committed to developing HPA-based ionic liquids for green synthesis. In the previous work, our group synthesized [HMT][H₂[SiW₁₂O₄₀]] using H₄SiW₁₂O₄₀ and the analogue compound 5-(2-hydroxyethyl)-4-methylthiazole (HMT) of vitamin B1 as the

counter-cation precursor.²⁸ Various polysubstituted olefins were synthesized by the dehydration of alcohols with alcohols (or alkenes) in a green solvent dimethyl carbonate (DMC) catalyzed by [HMT][H₂[SiW₁₂O₄₀]]. We are making attempts to further develop this catalytic system for more valuable reactions, for example, the synthesis of isochromans from arylolethanol and aldehydes *via* oxa-Pictet–Spengler cyclization (Scheme 1a).

Isochroman is a prominent structure motif and is the core structure of numerous bioactive natural products, such as 6-methoxy-1,1,3,7-tetramethylisochroman-8-ol (DMHI), glucoside



Scheme 1 (a) Precursors for HPA-based ionic liquids; (b) representative examples of isochromans with biological activities; (c) synthesis of substituted isochromans *via* oxa-Pictet–Spengler cyclization (this work).

^aEast China University of Technology, Jiangxi Province Key Laboratory of Synthetic Chemistry, Nanchang 330013, People's Republic of China. E-mail: yfliu@ecut.edu.cn

^bEast China University of Technology, School of Nuclear Science and Engineering, Nanchang, 330013, China. E-mail: tyu@ecut.edu.cn

† Electronic supplementary information (ESI) available. See DOI: 10.1039/d1ra01004b



B and *aspergillus pseudodeflectus* (Scheme 1b), which are valuable biologically and pharmaceutically active organic molecules.^{29–31} Due to the importance of isochromans, the synthesis of isochromans have undoubtedly received considerable attention, and the synthetic methods of isochromans have achieved greatly development.^{32,33} There are two important methods for the synthesis of isochromans, including the cyclodehydration of homophthalyl alcohols and the cyclization of phenylethanol which is called oxa-Pictet–Spengler reaction.^{34,35} The catalysts are used in the latter are usually Fe(OTf)₂, Bi(OTf)₃, SnCl₄ and other expensive Lewis acid, or HCl, TfOH and other corrosive Bronsted acid (TfOH = trifluoromethanesulfonic acid).^{33,36–40} And the solvents are toluene, benzene, dioxane and so on.^{41–45} These methods show disadvantages such as long reaction times, high temperature, and unrecyclable catalysts. Therefore, it is urgent to develop a green and efficient catalytic system for the synthesis of isochromans.

Based on our previous research on the application of HPAs-based ionic liquids in various reactions, we envisioned that the application of inexpensive, noncorrosive, acidic HPAs-based ionic liquids could be a green, practical and efficient strategy for the synthesis of isochromans *via* oxa-Pictet–Spengler reaction. Herein, we report a practical protocol to synthesize isochromans under the mild conditions catalyzed by [HEMTH]₂[PMo₁₂O₄₀] (Scheme 1c). This catalyst could be easily recycled at least 8 times without significantly reducing activity or selectivity.

Results and discussion

To optimize the optimal reaction conditions, we carried out our study by the reaction of 2-(3,4-dimethoxyphenyl)ethan-1-ol **1a** and benzaldehyde **2a** in dichloroethane (DCE) at 50 °C for 10 min using different HPAs (3 mol%), *i.e.*, H₃PMo₁₂O₄₀, H₃PW₁₂O₄₀, H₄SiW₁₂O₄₀ as catalyst (Fig. 1A). First, the catalytic effects of HPAs was investigated. As shown in Fig. 1B, H₃PMo₁₂O₄₀ was the best catalyst for the reaction and the yield of product **3a** was 80%. 54% and 43% yields of **3a** was obtained in the cases of H₃PW₁₂O₄₀ and H₄SiW₁₂O₄₀ as catalysts. No yield of **3a** was observed when the reaction was performed in the absence of catalyst. Among those HPAs, H₃PMo₁₂O₄₀ shows the weakest acidity but the softest heteropoly anion. Subsequently, H₃PMo₁₂O₄₀ was applied as optimal catalyst to screen the solvent. Some common solvents were examined, and the effect of some green solvents on the reaction has been mainly studied including propylene carbonate (PC), ethylene carbonate (EC), cyclopentyl methyl ether (CPME), dimethyl carbonate (DMC), H₂O. As shown in Fig. 1C, no yield was observed when the reaction was conducted in H₂O. The reaction in PC and EC delivered **3a** in 54% and 35% yield, respectively. While **3a** can be obtained with good yields in DMC and CPME. In particular, **3a** could be obtained in 89% yield when DMC was used as solvent (see ESI† for details). Subsequently, [HMTH]₂[PMo₁₂O₄₀] (ILs-1), [HEMTH]₂[PMo₁₂O₄₀] (ILs-2), and [HBMT]₂[PMo₁₂O₄₀] (ILs-3) were prepared using 5-(2-hydroxyethyl)-4-methylthiazole (HMT), 3-ethyl-5-(2-hydroxyethyl)-4-methylthiazol-3-ium (HEMT), 3-benzyl-5-(2-hydroxyethyl)-4-methylthiazol-3-ium (HBMT) and H₃PMo₁₂O₄₀ as the raw materials by a procedure similar to the literature.²⁸

Accordingly, [HEMTH]₂H[PMo₁₂O₄₀] (ILs-4) and [HEMTH]₃[PMo₁₂O₄₀] (ILs-5) were prepared using 2 mmol and 3 mmol of HEMT and H₃PMo₁₂O₄₀ (1 mmol), respectively (IR characterization is shown in Fig. S1†). All of the ionic liquids were used as catalysts in the condensation reaction. It is clear that ILs-2 exhibits better catalytic activity than other ionic liquids as shown in Fig. 1D.

Then, we studied the influence of reaction temperature, time and catalyst loading on the reaction. As shown in Fig. 2, the conversion of the substrate could reach 99% at 30 °C, but the selectivity is relatively low. When the temperature was risen, the yield of the desired product **3a** could be obtained 85% at 70 °C (Fig. 2A). As can be seen from Fig. 2B, with the increase of the reaction time, the yield of the desired product **3a** gradually increased to 91% in 20 min. To further improve the yield of desired product **3a**, the catalyst loading in the reaction was

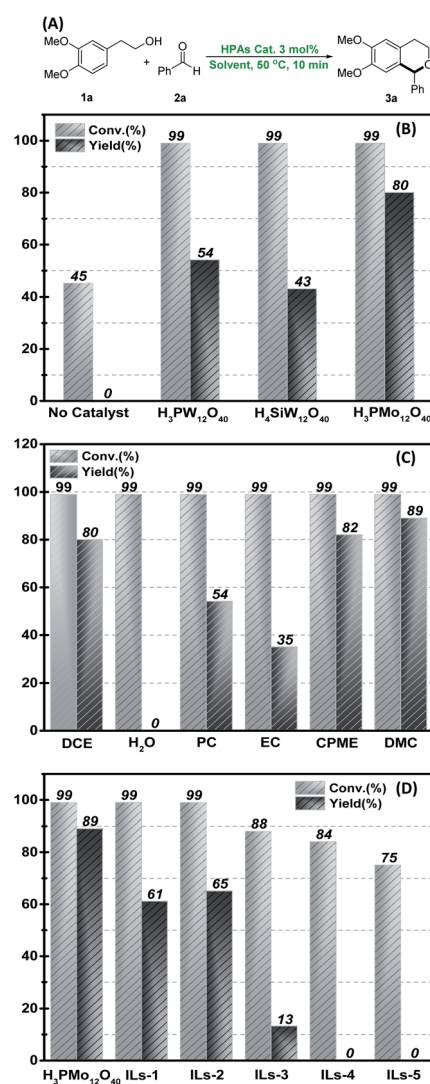


Fig. 1 (A) Oxa-Pictet–Spengler reaction of **1a** and **2a**; (B) conversion and yield profile for the examination of HPAs catalysts (DCE as solvent, Table S1†); (C) conversion and yield profile for the optimization of the reaction solvents (H₃PMo₁₂O₄₀ as catalyst, Table S2†); (D) conversion and yield profile for the examination of HPAs-based ionic liquids (DMC as solvent, Table S3†) (yields were determined by GC using biphenyl as an internal standard).

studied. It can be found that the yield of the product **3a** gradually increased to 95% with the increase of the catalyst loading up to 4 mol% (Fig. 2C). Finally, the optimal condition for the oxa-Pictet–Spengler reaction of 2-(3,4-dimethoxyphenyl)ethan-1-ol **1a** and benzaldehyde **2a** was established when 4 mol% [HEMTH]H₂[PMO₁₂O₄₀] was used as catalyst in DMC at 70 °C for 20 min.

With the optimized reaction conditions in hand, we examined the scope of the method and found that it proceeded well with various substituted aldehydes. This reaction system was not only suitable for aromatic aldehydes, but also for aliphatic aldehydes (Table 1). As can be seen from the table, 2-(3,4-dimethoxyphenyl)ethan-1-ol reacted with arylaldehydes bearing electron-withdrawing groups, such as –F, –Cl, –Br, –NO₂, –CN, could afford isolated yield of the corresponding isochroman

products over 92% (92–96%) 92% (92–96%) (**3b–3i**, **3o**). While arylaldehydes with electron-donating groups, such as –CH₃, –OCH₃, –OCH₂CH₃, –CH(CH₃)₂, could provide isolated yield of the corresponding isochroman products in up to 95% (91–95%) (**3j–3n**, **3p**). The reaction was carried out using *ortho*-, *meta*-, and *para*-substituted aromatic aldehydes as reaction substrate. As shown in Table 1, affected by steric hindrance, the yields of the desired products obtained from *para*-aldehydes was higher than that of *meta*-aldehydes, while the yields from *meta*-aldehydes was higher than the desired product obtained from *ortho*-aldehydes (**3c** > **3d** > **3e**, **3g** > **3h** > **3i**, **3j** > **3k** > **3l**). Particularly, aliphatic aldehydes were proved to be also equally applicable to this catalytic system and afford isochromans in high isolated yields (**3r–3u**), including butyraldehyde, pentanal, hexaldehyde and phenylacetaldehyde. Meanwhile, phenethyl alcohol was applied to test the reaction activity under the optimal catalytic conditions, it could be found that in case of non-activated phenethyl alcohol which had no activating substituents on phenyl ring, the reaction did not occur as obviously as expected. As long as there was an activated functional group on the benzene ring, the reaction could proceed well. For example, 2-(3-methoxyphenyl)ethan-1-ol reacted with benzaldehyde under optimal reaction conditions and 94% of the corresponding desired product **3q** was obtained.

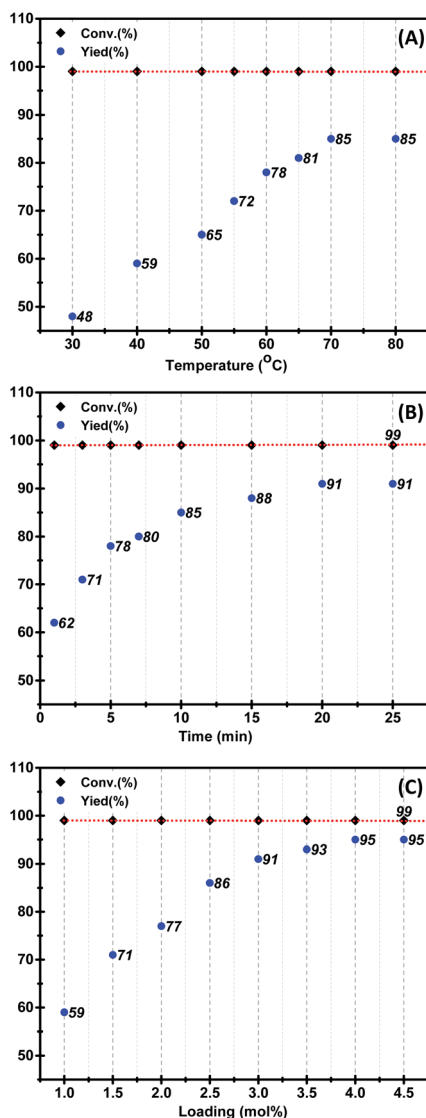
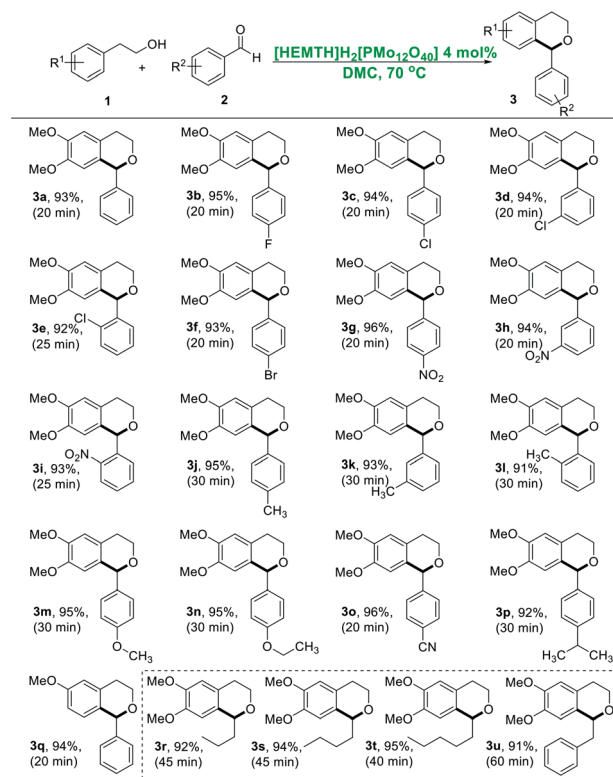
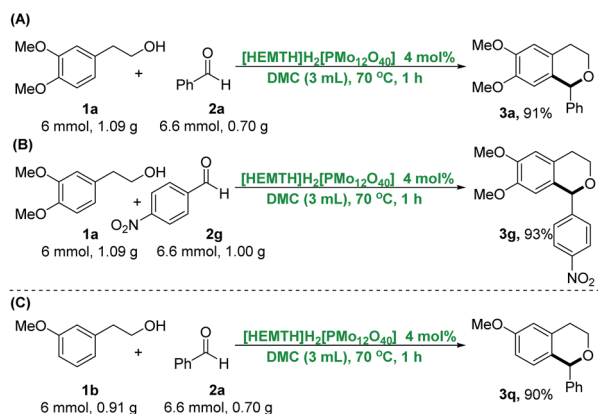


Fig. 2 (A) Investigation of the reaction temperature ([HEMTH]H₂[PMO₁₂O₄₀] as catalyst, DMC as solvent, 10 min, Table S4†); (B) optimization of the reaction time (70 °C, Table S5†); (C) examination of the loading of [HEMTH]H₂[PMO₁₂O₄₀] (DMC as solvent, 70 °C, 20 min, Table S6†) (yields were determined by GC using biphenyl as an internal standard).

Table 1 [HEMTH]H₂[PMO₁₂O₄₀]-catalyzed oxa-Pictet–Spengler reaction of arylethanol and aldehydes to access substituted isochromans^a

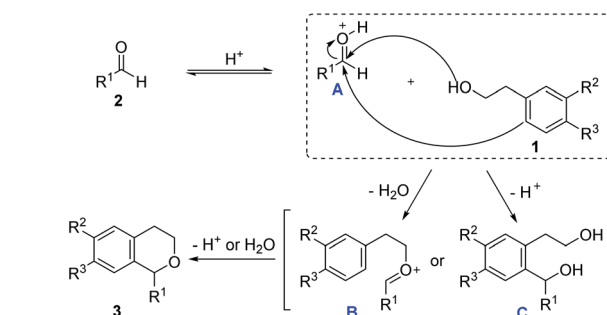


^a Reaction conditions: **1** (0.6 mmol), **2** (0.66 mmol), [HEMTH]H₂[PMO₁₂O₄₀] (4 mol%), DMC (3 mL), isolated yields.



Scheme 2 Gram-scale synthesis of substituted isochromans.

Additionally, it had been found that the catalytic system was easy to scale-up at gram-scale to synthesize the substituted isochromans *via* the direct oxa-Pictet–Spengler reaction of arylethanol and aldehydes, which is quite important in terms of sustainability and practical application. As can be seen from Scheme 2, the reaction of **1a** (6 mmol, 1.09 g) and **2a** (6.6 mmol, 0.70 g) generated the desired products **3a** in 91% of isolated yield catalyzed by [HEMTH]H₂[PMO₁₂O₄₀] (4 mol%) in DMC at 70 °C for 1 h (Scheme 2A). The gram-scale ring condensation reaction of **1a** and **2g** generated the product **3g** in yield of 93% under identical conditions (Scheme 2B). Similarly, the reaction of **1b** and **2a** could



Scheme 3 The proposed mechanism for the oxa-Pictet–Spengler.

produce the corresponding product **3q** in 90% yield at the same reaction conditions as above (Scheme 2C).

To test the reusability of the catalyst, the model reaction of 2-(3,4-dimethoxyphenyl)ethan-1-ol **1a** and benzaldehyde **2a** was carried out in the presence of 10 mol% of [HEMTH]H₂[PMO₁₂O₄₀] under the optimal reaction conditions. As shown in Fig. 3A, the ionic liquid [HEMTH]H₂[PMO₁₂O₄₀] could be recycled at least 8 times without significant loss of activity. And after 8 cycles of reactions, XRD comparisons of the catalyst [HEMTH]H₂[PMO₁₂O₄₀] before and after the reaction were performed, and it was found that the catalyst did not change, which further confirmed that the catalyst still has catalytic activity (Fig. 3B).

According to literatures,^{35,37,38} a possible reaction mechanism was inferred as shown in Scheme 3. First, the aldehyde **2** was activated by ILs-2 to form **A**, and then the activated aldehyde **A** was attacked by two different positions of alcohol **1** to form **B** and **C**. Then **B** underwent an intramolecular Friedel–Crafts reaction and closed the ring to form the desired product **3**, while **C** underwent an intramolecular dehydration to form the isochroman derivative.

Conclusions

In conclusion, we successfully developed the [HEMTH]H₂PMO₁₂O₄₀/DMC green, recyclable and efficient heterogeneous catalytic system for the synthesis of isochromans from arylethanol and aldehydes *via* oxa-Pictet–Spengler cyclization in excellent yields. Furthermore, the catalytic system has the advantages of high yield, low catalyst loading, and short reaction time. It is worth noting that the reaction could be scaled up and the heterogeneous catalyst could be reused at least 8 times without significant loss of activity. Such findings may pave the way for the development of new green chemistry transformations.

Experimental

Typical procedure for direct oxa-Pictet–Spengler reaction of arylethanol with aldehydes

To a 4 mL reaction vial, 2-(3,4-dimethoxyphenyl)ethan-1-ol (0.6 mmol), benzaldehyde (0.66 mmol), [HEMTH]H₂[PMO₁₂O₄₀] (4 mol%) and DMC (3 mL) were added. Then the reaction was carried out in screw cap vials with a Teflon seal at 70 °C for desired time. After cooling to room temperature, the mixture was further purified by column chromatography (petroleum ether/EtOAc) to afford the desired products (see the ESI† for details).

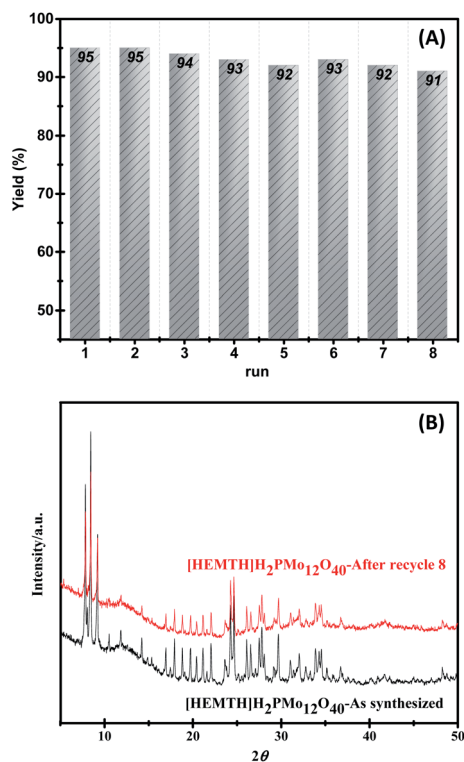


Fig. 3 (A) Recyclability of [HEMTH]H₂PMO₁₂O₄₀ in oxa-Pictet–Spengler reaction of **1a** and **2a** (yields were determined by GC using biphenyl as an internal standard); (B) XRD characterization before and after catalyst recycling.

Disposal of catalyst in cyclic experiment

The reaction system was centrifuged, the supernatant was removed, the precipitation part (catalyst) was washed five times with ethyl acetate, dried under vacuum at 50 °C for 2 h, and then put into the next cycle again.

Conflicts of interest

There are no conflicts to declare.

Acknowledgements

Financial support from the Research Found of East China University of Technology (no. DHBK2019265, DHBK2019267, DHBK2019264), the Open Fund of the Jiangxi Province Key Laboratory of Synthetic Chemistry (JXSC202008), Natural Science Foundation of Jiangxi Province, China (20202BABL203004), National Natural Science Foundation of China (21804019, 22001034) are gratefully acknowledged.

Notes and references

- 1 G. P. Yang, D. Dilixiati, T. Yang, D. Liu, B. Yu and C. W. Hu, *Appl. Organomet. Chem.*, 2018, **32**, e4450.
- 2 G.-P. Yang, S.-X. Shang, B. Yu and C.-W. Hu, *Inorg. Chem. Front.*, 2018, **5**, 2472–2477.
- 3 D. E. Katsoulis, *Chem. Rev.*, 1998, **98**, 359–388.
- 4 S. S. Wang and G. Y. Yang, *Chem. Rev.*, 2015, **115**, 4893–4962.
- 5 M.-Y. Wang, R. Ma and L.-N. He, *Sci. China: Chem.*, 2016, **59**, 507–516.
- 6 T. Uematsu, Y. Miyamoto, Y. Ogasawara, K. Suzuki, K. Yamaguchi and N. Mizuno, *Catal. Sci. Technol.*, 2016, **6**, 222–233.
- 7 J. Zhang, Y. Huang, G. Li and Y. Wei, *Coord. Chem. Rev.*, 2019, **378**, 395–414.
- 8 G. P. Yang, X. He, B. Yu and C. W. Hu, *Appl. Organomet. Chem.*, 2018, **32**, e4532.
- 9 X. Feng, T. Yang, X. He, B. Yu and C. W. Hu, *Appl. Organomet. Chem.*, 2018, **32**, e4314.
- 10 G. P. Yang, N. Zhang, N. N. Ma, B. Yu and C. W. Hu, *Adv. Synth. Catal.*, 2017, **359**, 926–932.
- 11 G. Yang, Y. Liu, K. Li, W. Liu, B. Yu and C. Hu, *Chin. Chem. Lett.*, 2020, **31**, 3233–3236.
- 12 K. Suzuki, J. Jeong, K. Yamaguchi and N. Mizuno, *New J. Chem.*, 2016, **40**, 1014–1021.
- 13 Q. Yue, Y. Lu, Z. Zhang, H. R. Tian, H. N. Wang, X. H. Li and S. X. Liu, *New J. Chem.*, 2020, **44**, 16913–16920.
- 14 Y. Leng, J. Wang, D. Zhu, M. Zhang, P. Zhao, Z. Long and J. Huang, *Green Chem.*, 2011, **13**, 1636–1639.
- 15 L.-H. Lu, S.-J. Zhou, M. Sun, J.-L. Chen, W. Xia, X. Yu, X. Xu and W.-M. He, *ACS Sustainable Chem. Eng.*, 2018, **7**, 1574–1579.
- 16 C. Wu, H.-J. Xiao, S.-W. Wang, M.-S. Tang, Z.-L. Tang, W. Xia, W.-F. Li, Z. Cao and W.-M. He, *ACS Sustainable Chem. Eng.*, 2019, **7**, 2169–2175.
- 17 G. Cui, Y. Li, J. Liu, H. Wang, Z. Li and J. Wang, *ACS Sustainable Chem. Eng.*, 2018, **6**, 15292–15300.
- 18 B. Yu, B. B. Cheng, W. Q. Liu, W. Li, S. S. Wang, J. Cao and C. W. Hu, *Adv. Synth. Catal.*, 2016, **358**, 90–97.
- 19 X. Huang, X. Zhang, D. Zhang, S. Yang, X. Feng, J. Li, Z. Lin, J. Cao, R. Pan and Y. Chi, *Chem.–Eur. J.*, 2014, **20**, 2557–2564.
- 20 N. Mizuno and M. Misono, *Chem. Rev.*, 1998, **98**, 199–218.
- 21 M. M. Heravi, M. Vazin Fard and Z. Faghihi, *Green Chem. Lett. Rev.*, 2013, **6**, 282–300.
- 22 G.-P. Yang, N. Jiang, X.-Q. Huang, B. Yu and C.-W. Hu, *Mol. Catal.*, 2019, **468**, 80–85.
- 23 M.-Y. Wang, Q.-W. Song, R. Ma, J.-N. Xie and L.-N. He, *Green Chem.*, 2016, **18**, 282–287.
- 24 C. Wu, L.-H. Lu, A.-Z. Peng, G.-K. Jia, C. Peng, Z. Cao, Z. Tang, W.-M. He and X. Xu, *Green Chem.*, 2018, **20**, 3683–3688.
- 25 L.-Y. Xie, S. Peng, L.-H. Lu, J. Hu, W.-H. Bao, F. Zeng, Z. Tang, X. Xu and W.-M. He, *ACS Sustainable Chem. Eng.*, 2018, **6**, 7989–7994.
- 26 A. S. Amarasekara, *Chem. Rev.*, 2016, **116**, 6133–6183.
- 27 X.-Y. Li, S.-S. Zheng, X.-F. Liu, Z.-W. Yang, T.-Y. Tan, A. Yu and L.-N. He, *ACS Sustainable Chem. Eng.*, 2018, **6**, 8130–8135.
- 28 G.-P. Yang, X. Wu, B. Yu and C.-W. Hu, *ACS Sustainable Chem. Eng.*, 2019, **7**, 3727–3732.
- 29 R. Bernini, F. Crisante, F. D'Acunzo, P. Gentili and E. Ussia, *New J. Chem.*, 2016, **40**, 3314–3322.
- 30 D. W. Cameron, R. I. T. Cromartie, D. G. I. Kingston and A. R. Todd, *J. Chem. Soc.*, 1964, 51.
- 31 J. Peng, F. Lu and J. Ralph, *Phytochemistry*, 1999, **50**, 659–666.
- 32 E. L. Larghi and T. S. Kaufman, *Eur. J. Org. Chem.*, 2011, **2011**, 5195–5231.
- 33 A. Yokoyama, T. Ohwada and K. Shudo, *J. Org. Chem.*, 1999, **64**, 611–617.
- 34 A. Saeed, *Chin. Chem. Lett.*, 2010, **21**, 261–264.
- 35 A. Saito, M. Takayama, A. Yamazaki, J. Numaguchi and Y. Hanzawa, *Tetrahedron*, 2007, **63**, 4039–4047.
- 36 J. Zhou, C. Wang, D. Xue, W. Tang, J. Xiao and C. Li, *Tetrahedron*, 2018, **74**, 7040–7046.
- 37 A. Hegedüs and Z. Hell, *Org. Biomol. Chem.*, 2006, **4**, 1220–1222.
- 38 M. Guiso, C. Marra and C. Cavarischia, *Tetrahedron Lett.*, 2001, **42**, 6531–6534.
- 39 D. A. Bianchi, N. E. Blanco, N. Carrillo and T. S. Kaufman, *J. Agric. Food Chem.*, 2004, **52**, 1923–1927.
- 40 C. Lherbet, D. Soupaya, C. Baudoin-Dehoux, C. André, C. Blonski and P. Hoffmann, *Tetrahedron Lett.*, 2008, **49**, 5449–5451.
- 41 C. N. Eid, J. Shim, J. Bikker and M. Lin, *J. Org. Chem.*, 2009, **74**, 423–426.
- 42 E. L. Larghi and T. S. Kaufman, *Synthesis*, 2006, **2006**, 187–220.
- 43 J. J. Maresh, S. O. Crowe, A. A. Ralko, M. D. Aparece, C. M. Murphy, M. Krzeszowiec and M. W. Mullowney, *Tetrahedron Lett.*, 2014, **55**, 5047–5051.
- 44 B. Bouguerne, C. Lherbet and M. Baltas, *Lett. Org. Chem.*, 2010, **7**, 420–423.
- 45 M. Guiso, A. Bianco, C. Marra and C. Cavarischia, *Eur. J. Org. Chem.*, 2003, 3407–3411.