



Responsible Use of Open-Access Developmental Data: The Adolescent Brain Cognitive Development (ABCD) Study

Psychological Science
2021, Vol. 32(6) 866–870
© The Author(s) 2021
Article reuse guidelines:
sagepub.com/journals-permissions
DOI: 10.1177/09567976211003564
www.psychologicalscience.org/PS
SAGE

Cortney Simmons¹ , May I. Conley¹, Dylan G. Gee¹ ,
Arielle Baskin-Sommers¹, Deanna M. Barch^{2,3,4},
Elizabeth A. Hoffman⁵, Rebekah S. Huber⁶, William G. Iacono^{7,8,9},
Bonnie J. Nagel^{10,11}, Clare E. Palmer¹², Chandni S. Sheth⁶,
Elizabeth R. Sowell¹³, Wesley K. Thompson¹⁴, and B. J. Casey¹

¹Department of Psychology, Yale University; ²Department of Psychological & Brain Sciences, Washington University in St. Louis; ³Department of Psychiatry, Washington University in St. Louis; ⁴Department of Radiology, Washington University in St. Louis; ⁵National Institute on Drug Abuse, National Institutes of Health, Bethesda, Maryland; ⁶Department of Psychiatry, University of Utah School of Medicine; ⁷Department of Psychology, University of Minnesota; ⁸Department of Psychiatry, University of Minnesota; ⁹Department of Neuroscience, University of Minnesota; ¹⁰Department of Psychiatry, Oregon Health & Science University; ¹¹Department of Behavioral Neuroscience, Oregon Health & Science University; ¹²Center for Human Development, University of California San Diego; ¹³Department of Pediatrics, Children's Hospital Los Angeles, University of Southern California; and ¹⁴The Herbert Wertheim School of Public Health and Human Longevity Science, University of California San Diego

Received 2/12/21; Accepted 3/1/21

The number and size of open-access developmental data sets that include brain and behavioral information have dramatically increased in recent years (Fig. 1; see also Table S1 in the Supplemental Material). These collaborative initiatives represent a new era of science that democratizes data access, facilitates scientific discovery, boosts statistical power, enhances reproducibility and replication, and can inform policy (Rosenberg et al., 2018). However, to use these data responsibly, we must consider the broader social context, the dynamic and interactive process of development, and the strength and limitations of the data when formulating our research questions, designing statistical models, and interpreting our findings. Here, we use the Adolescent Brain Cognitive Development (ABCD) Study, the largest longitudinal study of brain development and youth health in the United States to date, to suggest best practices for responsible data use.

To be developmentally informed and responsible users of these data, we must consider (a) the heterogeneity of experiences within the broader social context in which development occurs and (b) the potential for adaptation to the environment and developmental change.

Consider the Broader Social Context in Which Development Occurs

The ABCD Study focuses on a cohort of nearly 12,000 participants who were 9 to 10 years old at baseline and are currently being followed for 10 years. Youths and their families provide rich details about their environmental experiences and undergo extensive phenotypic, cognitive, genetic, emotional, health, and neuroimaging assessments. These data provide an unprecedented opportunity to advance our understanding of how the culmination of different experiences interact with changing biology across development. Yet the ABCD Study does not capture the full spectrum of experiences or environments that may influence a youth's development (e.g., structural inequality). Moreover, the sample is not representative of the U.S. population on sex, race, ethnicity, education, and household income (Compton et al., 2019; Dick et al., 2021; Garavan et al.,

Corresponding Authors:

Cortney Simmons, Department of Psychology, Yale University
E-mail: cortney.simmons@yale.edu

May I. Conley, Department of Psychology, Yale University
E-mail: may.conley@yale.edu

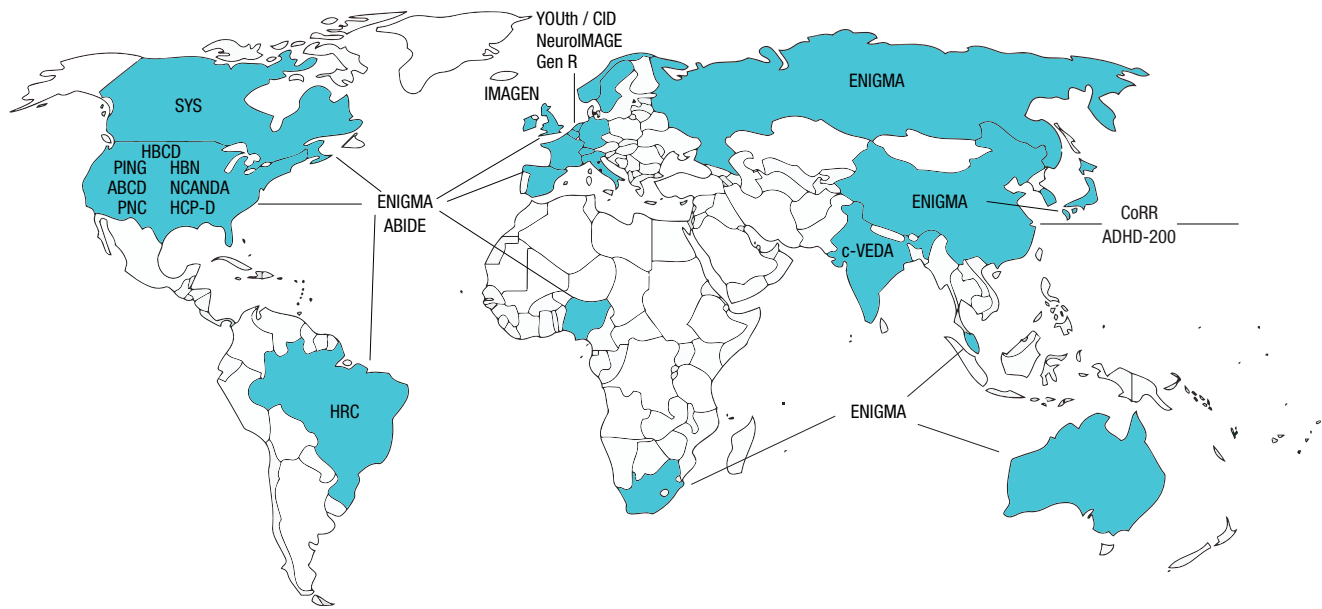


Fig. 1. Existing, ongoing, or planned data sets including structural and functional neuroimaging data from approximately 500 or more children or adolescents. These data sets, which represent both prospective and retrospective samples, are the Adolescent Brain Cognitive Development study (ABCD; United States); Healthy Brain Network (HBN; United States); Lifespan Human Connectome Project Development (HCP-D; United States); National Consortium on Alcohol and Neurodevelopment in Adolescence (NCANDA; United States); Pediatric Imaging, Neurocognition, and Genetics (PING; United States); Philadelphia Neurodevelopmental Cohort (PNC; United States); Saguenay Youth Study (SYS; Canada); High Risk Cohort Study for the Development of Childhood Psychiatric Disorders (HRC; Brazil); Autism Brain Imaging Data Exchange (ABIDE; United States, Germany, Ireland, Belgium, The Netherlands); Enhancing Neuro Imaging Genetics Through Meta Analysis (ENIGMA; worldwide); IMAGEN (England, Ireland, France, Germany); Youth of Utrecht (YOUth; part of the Consortium on Individual Development, or CID; The Netherlands); Generation R (Gen R) Study (The Netherlands); NeuroIMAGE (follow-up of the Dutch arm of the International Multi-Centre ADHD Genetics, or IMAGE, project; The Netherlands); Consortium on Vulnerability to Externalizing Disorders and Addictions (c-VEDA; United Kingdom, India); Consortium for Reliability and Reproducibility (CoRR; China, United States, Canada, Germany); ADHD-200 (United States, China); and HEALTHY Brain and Child Development Study (HBCD; United States). Although samples are distributed across the globe, African, Middle Eastern, South Asian, Oceanian, and Central and South American populations are underrepresented. Data-collection efforts in these regions and others will be important for ensuring diverse, representative samples that will allow researchers to uncover general principles of the developing brain. (The map outline is courtesy of Wikimedia user Loadfile and is edited with permission from Rosenberg et al., 2018.)

2018), which can limit the ability to generalize findings across and between youths from diverse groups (cf. Heeringa & Berglund, 2020). Therefore, it is important to consider measured and unmeasured meso-level factors (e.g., neighborhood influences) and macro-level factors (e.g., systemic or structural factors) when examining developmental trajectories or outcomes, particularly with open-access developmental data sets that may be used by scientists from many disciplines.

Development does not occur in a vacuum and is influenced by complex multifaceted processes. Youths live in multiple social contexts (e.g., family, neighborhood, region) and hold multiple identities (e.g., racial, cultural, gender). Therefore, studies that focus on single environmental factors (e.g., median neighborhood income) fail to capture the considerable heterogeneity in youths' experiences and environments (Cohodes et al., 2021; Finkelhor et al., 2007) and their contributions to development (Foulkes & Blakemore, 2018; Hong et al., 2021). Large, publicly accessible data sets

such as the ABCD Study include a wealth of assessments capturing different aspects of youths' experiences (e.g., culture and environments) that may relate to developmental outcomes (Barch et al., 2018; Hoffman et al., 2019; Zucker et al., 2018). In addition to acknowledging that no measures will fully capture the relevant environment or experiences, we should consider utilizing multifactorial or multiple separate variables to estimate context and experience to enhance accuracy in measurement and interpretation. Further, we should avoid using any single variable (e.g., race, which is a social construct; Trent et al., 2019) as a proxy for other sociodemographic issues (e.g., marginalization) and avoid overly simplistic conclusions when examining development.

Structural and cultural racism, sexism, and other forms of oppression and inequity shape youths' day-to-day experiences and influence their development (Neblett, 2019; Syed et al., 2018). Although the ABCD data include some self- and parent-report assessments

of youths' exposure to different forms of inequality (e.g., discrimination, resource insecurity, neighborhood disadvantage), many of the manifestations of structural inequality, privilege, and power are not measured (Cole, 2009; del Río-González *et al.*, 2021). It is therefore important to situate our research in the broader social context and exercise caution when making claims about developmental findings. We should be careful to acknowledge unmeasured factors that may influence our findings given that not all critical factors are measured.

Consider the Potential for Adaptation to the Environment and Developmental Change

Development is a dynamic, interactive process in which a youth's changing biology adapts to environmental challenges encountered in various developmental stages and contexts (Gottlieb, 1991; Greenough *et al.*, 1987; Karmiloff-Smith, 2009). When there is a deviation in the expected environment (e.g., absence of primary caregivers, childhood maltreatment, institutionalized care), some evolutionarily conserved mechanisms may be maladaptive for that current environment (Casey *et al.*, 2010). Thus, outcomes that could be interpreted as unfavorable in one environment may actually reflect an adaptive process suited to meet the demands of another environment (Amso, 2020). It is therefore important to acknowledge that a given outcome may be favorable or unfavorable depending on the individual's current and/or past environment.

Moreover, how youths respond to the same environment or experience can be quite different. For example, although some early life experiences (e.g., physical abuse, exposure to community violence) can increase risk for psychopathology, many children who experience adversity do not develop mental health or behavioral problems (Kessler *et al.*, 2010; Masten, 2001). The heterogeneity in outcomes following certain early life experiences highlights the limits in using variables within only one level of analysis (e.g., environment, genetics) as predictive criteria. Recent advances in predictive modeling underscore the need to utilize variables across multiple levels simultaneously so as to capture the youth more holistically (Rosenberg *et al.*, 2018). However, even when multilevel approaches are used, accuracy of prediction is low across developmental periods (e.g., using childhood experiences to predict adult behavior; Salganik *et al.*, 2020). Therefore, we should be cautious when using predictive modeling. Furthermore, given the limitations of predictions across developmental stages, we must recognize the potential real-life implications of making such

predictions (e.g., stigmatization that results in the narrowing of opportunities).

Youths are constantly adapting, and change remains possible. Research shows that the brain is plastic throughout life, with heightened potential for change during sensitive periods (Bavelier *et al.*, 2010; Fu & Zuo, 2011). Ample time in a different environment can have profound effects on outcomes (Chetty *et al.*, 2016). And interventions can mitigate the effects of early-life experiences (Gee & Casey, 2015). Thus, deterministic claims should not be made on the basis of a single time point using cross-sectional observational data or on the basis of multiple time points within a circumscribed developmental period. Moreover, we should be modest with our conclusions about development and avoid deterministic language in our interpretation and communication of findings (e.g., "incurable youth," "diminished" ability for change).

Best Practices for Responsible Use of Open-Access Developmental Data

Given our own knowledge of the data and of the rich array of factors that influence development, some of which may be unmeasured, we must approach our science with humility. We suggest the following best practices for responsible use of open-access developmental data:

- Respect the youths and families whose lives form the basis of the research data.
- Consider whether we and/or members of our research teams have the knowledge needed to thoughtfully and thoroughly address questions regarding the influence of social context on developmental outcomes.
- Practice awareness and appreciation for the heterogeneity of youths' experiences and environments when formulating developmental research questions and analyses.
- Utilize multifactorial or multiple separate variables to estimate context and experience to enhance accuracy in measurement and interpretation.
- Situate findings in the broader social context by noting that some important factors may not always be measured.
- Avoid using causal or deterministic language, either explicit or implicit, based on a single time point using cross-sectional observational data or based on multiple time points within a circumscribed developmental period.
- Be modest with conclusions regarding observed associations even when using large developmental data sets, given all youths' potential for change.

- Recognize that outcomes that may be viewed as unfavorable in one environment may actually reflect an adaptation in another environment.
- Consider how our findings may be misinterpreted as deterministic, to the detriment of other groups or individuals.

Conclusion

With big data comes big responsibility. Large, open-access, longitudinal data sets with deep phenotyping (e.g., ABCD Study) provide the opportunity to conduct multifaceted research. However, we must consider the strengths and limitations of these data, be mindful of how we include data in statistical analyses, and be cautious about how we interpret the results of these statistical analyses even when they are conducted rigorously. This Data Brief underscores the importance of considering the heterogeneity of youths' experiences within the broader social context in which development occurs. Development is a multifaceted and dynamic process, and researchers must also consider the potential for adaptation and change among all youths. These considerations may enhance accuracy in the use and interpretation of open-access developmental data and mitigate potentially harmful narratives. We as scientists have an opportunity and an obligation to use these data to inform policy and to promote positive change in academic, health, and social outcomes for all youths.

Transparency

Action Editor: Patricia J. Bauer

Editor: Patricia J. Bauer

Author Contributions

C. Simmons and M. I. Conley contributed equally to this article. C. Simmons, M. I. Conley, and B. J. Casey drafted the manuscript. All the authors provided critical revisions. All the authors approved the final manuscript for submission.


Declaration of Conflicting Interests


The author(s) declared that there were no conflicts of interest with respect to the authorship or the publication of this article.

Funding

The Adolescent Brain Cognitive Development (ABCD) Study is supported by the National Institutes of Health and additional federal partners under award numbers U01DA041048, U01DA050989, U01DA051016, U01DA041022, U01DA051018, U01DA051037, U01DA050987, U01DA041174, U01DA041106, U01DA041117, U01DA041028, U01DA041134, U01DA050988, U01DA051039, U01DA041156, U01DA041025, U01DA041120, U01DA051038, U01DA041148, U01DA041093, U01DA041089, U24DA041123, and U24DA041147.

ORCID iDs

Cortney Simmons  <https://orcid.org/0000-0001-5457-4681>

Dylan G. Gee  <https://orcid.org/0000-0002-3685-2710>

Acknowledgments

"ABCD Study, Teen Brains. Today's Science. Brighter Future," "El cerebro adolescente. La ciencia de hoy. Un futuro más brillante," and the ABCD Study logos are registered marks of the U.S. Department of Health & Human Services (HHS). A full list of supporters of the Adolescent Brain Cognitive Development (ABCD) Study is available at <https://abcdstudy.org/federal-partners.html>. A listing of participating sites and a complete listing of the study investigators can be found at https://abcdstudy.org/consortium_members. ABCD consortium investigators designed and implemented the study or provided data but did not necessarily participate in analysis or writing of this report. E. A. Hoffman participated in the preparation, review, and approval of the manuscript, consistent with her role on the ABCD Federal Partners Group. The views and opinions expressed in this manuscript are those of the authors only and do not necessarily represent the views, official policy, or position of the U.S. Department of Health and Human Services, any of its affiliated institutions or agencies, or ABCD consortium investigators.

Supplemental Material

Additional supporting information can be found at <http://journals.sagepub.com/doi/suppl/10.1177/09567976211003564>

References

- Amso, D. (2020). Neighborhood poverty and brain development: Adaptation or maturation, fixed or reversible? *JAMA Network Open*, 3(11), Article e2024139. <https://doi.org/10.1001/jamanetworkopen.2020.24139>
- Barch, D. M., Albaugh, M. D., Avenevoli, S., Chang, L., Clark, D. B., Glantz, M. D., . . . Sher, K. J. (2018). Demographic, physical and mental health assessments in the adolescent brain and cognitive development study: Rationale and description. *Developmental Cognitive Neuroscience*, 32, 55–66. <https://doi.org/10.1016/j.dcn.2017.10.010>
- Bavelier, D., Levi, D. M., Li, R. W., Dan, Y., & Hensch, T. K. (2010). Removing brakes on adult brain plasticity: From molecular to behavioral interventions. *The Journal of Neuroscience*, 30(45), 14964–14971. <https://doi.org/10.1523/JNEUROSCI.4812-10.2010>
- Casey, B. J., Duhoux, S., & Cohen, M. M. (2010). Adolescence: What do transmission, transition, and translation have to do with it? *Neuron*, 67(5), 749–760. <https://doi.org/10.1016/j.neuron.2010.08.033>
- Chetty, R., Hendren, N., & Katz, L. F. (2016). The effects of exposure to better neighborhoods on children: New evidence from the Moving to Opportunity experiment. *American Economic Review*, 106(4), 855–902. <https://doi.org/10.1257/aer.20150572>
- Cohodes, E. M., Kitt, E. R., Baskin-Sommers, A., & Gee, D. G. (2021). Influences of early-life stress on fronto-limbic circuitry: Harnessing a dimensional approach to elucidate the effects of heterogeneity in stress exposure. *Developmental Psychobiology*, 63(2), 153–172. <https://doi.org/10.1002/dev.21969>
- Cole, E. R. (2009). Intersectionality and research in psychology. *American Psychologist*, 64(3), 170–180.
- Compton, W. M., Dowling, G. J., & Garavan, H. (2019). Ensuring the best use of data: The Adolescent Brain Cognitive

- Development Study. *JAMA Pediatrics*, 173(9), 809–810. <https://doi.org/10.1001/jamapediatrics.2019.2081>
- del Río-González, A. M., Holt, S. L., & Bowleg, L. (2021). Powering and structuring intersectionality: Beyond main and interactive associations. *Research on Child and Adolescent Psychopathology*, 49, 33–37. <https://doi.org/10.1007/s10802-020-00720-w>
- Dick, A. S., Lopez, D. A., Watts, A. L., Heeringa, S. G., Reuter, C., Bartsch, H., Fan, C. C., Kennedy, D. N., Palmer, C., Marshall, A., Haist, F., Hawes, S., Nichols, T. E., Barch, D. M., Jernigan, T. L., Garavan, H., Grant, S., Pariyadath, V., Hoffman, E., . . . Thompson, W. K. (2021). *Meaningful effects in the Adolescent Brain Cognitive Development Study*. bioRxiv. <https://doi.org/10.1101/2020.09.01.276451>
- Finkelhor, D., Ormrod, R. K., & Turner, H. A. (2007). Poly-victimization: A neglected component in child victimization. *Child Abuse & Neglect*, 31(1), 7–26. <https://doi.org/10.1016/j.chiabu.2006.06.008>
- Foulkes, L., & Blakemore, S. J. (2018). Studying individual differences in human adolescent brain development. *Nature Neuroscience*, 21(3), 315–323. <https://doi.org/10.1038/s41593-018-0078-4>
- Fu, M., & Zuo, Y. (2011). Experience-dependent structural plasticity in the cortex. *Trends in Neurosciences*, 34(4), 177–187. <https://doi.org/10.1016/j.tins.2011.02.001>
- Garavan, H., Bartsch, H., Conway, K., Decastro, A., Goldstein, R. Z., Heeringa, S., Jernigan, T., Potter, A., Thompson, W., & Zahs, D. (2018). Recruiting the ABCD sample: Design considerations and procedures. *Developmental Cognitive Neuroscience*, 32, 16–22. <https://doi.org/10.1016/j.dcn.2018.04.004>
- Gee, D. G., & Casey, B. J. (2015). The impact of developmental timing for stress and recovery. *Neurobiology of Stress*, 1, 184–194. <https://doi.org/10.1016/j.ynstr.2015.02.001>
- Gottlieb, G. (1991). Experiential canalization of behavioral development. *Developmental Psychology*, 27(1), 4–13. <https://doi.org/10.1037/0012-1649.27.1.4>
- Greenough, W. T., Black, J., & Wallace, C. S. (1987). Experience and brain development. *Child Development*, 58(3), 539–559. <https://doi.org/10.2307/1130197>
- Heeringa, S. G., & Berglund, P. A. (2020). *A guide for population-based analysis of the Adolescent Brain Cognitive Development (ABCD) Study baseline data*. bioRxiv. <https://doi.org/10.1101/2020.02.10.942011>
- Hoffman, E. A., Clark, D. B., Orendain, N., Hudziak, J., Squeglia, L. M., & Dowling, G. J. (2019). Stress exposures, neurodevelopment and health measures in the ABCD study. *Neurobiology of Stress*, 10, Article 100157. <https://doi.org/10.1016/j.ynstr.2019.100157>
- Hong, S.-J., Sisk, L., Caballero, C., Mekhanik, A., Roy, A. K., Milham, M. P., & Gee, D. G. (2021). Decomposing complex links between the childhood environment and brain structure in school-aged youth. *Developmental Cognitive Neuroscience*, 48, Article 100919. <https://doi.org/10.1016/j.dcn.2021.100919>
- Karmiloff-Smith, A. (2009). Nativism versus neuroconstructivism: Rethinking the study of developmental disorders. *Developmental Psychology*, 45(1), 56–63. <https://doi.org/10.1037/a0014506>
- Kessler, R. C., McLaughlin, K. A., Green, J. G., Gruber, M. J., Sampson, N. A., Zaslavsky, A. M., Aguilar-Gaxiola, S., Alhamzawi, A. O., Alonso, J., Angermeyer, M., Benjet, C., Bromet, E., Chatterji, S., de Girolamo, G., Demyttenaere, K., Fayyad, J., Florescu, S., Gal, G., Gureje, O., . . . Williams, D. R. (2010). Childhood adversities and adult psychopathology in the WHO World Mental Health Surveys. *The British Journal of Psychiatry*, 197(5), 378–385. <https://doi.org/10.1192/bjp.bp.110.080499>
- Masten, A. S. (2001). Ordinary magic: Resilience processes in development. *American Psychologist*, 56(3), 227–238. <https://doi.org/10.1037/0003-066x.56.3.227>
- Neblett, E. W., Jr. (2019). Racism and health: Challenges and future directions in behavioral and psychological research. *Cultural Diversity and Ethnic Minority Psychology*, 25(1), 12–20. <https://doi.org/10.1037/cdp0000253>
- Rosenberg, M. D., Casey, B. J., & Holmes, A. J. (2018). Prediction complements explanation in understanding the developing brain. *Nature Communications*, 9, Article 589. <https://doi.org/10.1038/s41467-018-02887-9>
- Salganik, M. J., Lundberg, I., Kindel, A. T., Ahearn, C. E., Al-Ghoneim, K., Almaatouq, A., Altschul, D. M., Brand, J. E., Carnegie, N. B., Compton, R. J., Datta, D., Davidson, T., Filippova, A., Gilroy, C., Goode, B. J., Jahani, E., Kashyap, R., Kirchner, A., McKay, S., . . . McLanahan, S. (2020). Measuring the predictability of life outcomes with a scientific mass collaboration. *Proceedings of the National Academy of Sciences, USA*, 117(15), 8398–8403. <https://doi.org/10.1073/pnas.1915006117>
- Syed, M., Santos, C., Yoo, H. C., & Juang, L. P. (2018). Invisibility of racial/ethnic minorities in developmental science: Implications for research and institutional practices. *American Psychologist*, 73(6), 812–826. <https://doi.org/10.1037/amp0000294>
- Trent, M., Dooley, D. G., & Dougé, J. (2019). The impact of racism on child and adolescent health. *Pediatrics*, 144(2), Article e20191765. <https://doi.org/10.1542/peds.2019-1765>
- Zucker, R. A., Gonzalez, R., Ewing, S. W. F., Paulus, M. P., Arroyo, J., Fuligni, A., Morris, A. S., Sanchez, M., & Wills, T. (2018). Assessment of culture and environment in the Adolescent Brain and Cognitive Development Study: Rationale, description of measures, and early data. *Developmental Cognitive Neuroscience*, 32, 107–120. <https://doi.org/10.1016/j.dcn.2018.03.004>