



Showcasing research from Professor Junichiro Yamaguchi's laboratory, Department of Applied Chemistry, Waseda University, Tokyo, Japan.

Ring-opening fluorination of bicyclic azaarenes

Upon treatment of bicyclic azaarenes with electrophilic fluorinating agents, fluorination of the aromatic ring is followed by a ring-opening reaction. Although this overall transformation can be classified as an electrophilic fluorination of an aromatic ring, it is a novel type of fluorination that results in tertiary carbon-fluorine bonds.

As featured in:



See Junichiro Yamaguchi *et al.*,
Chem. Sci., 2022, **13**, 665.

EDGE ARTICLE

Cite this: *Chem. Sci.*, 2022, 13, 665

All publication charges for this article have been paid for by the Royal Society of Chemistry

Received 12th November 2021

Accepted 21st December 2021

DOI: 10.1039/d1sc06273e

rsc.li/chemical-science

Ring-opening fluorination of bicyclic azaarenes†

Masaaki Komatsuda,^a Ayane Suto,^a Hiroki Kondo, Jr,^a Hiroyuki Takada,^b Kenta Kato,^a Bunnai Saito^b and Junichiro Yamaguchi^{*,a}

We have discovered a ring-opening fluorination of bicyclic azaarenes. Upon treatment of bicyclic azaarenes such as pyrazolo[1,5-*a*]pyridines with electrophilic fluorinating agents, fluorination of the aromatic ring is followed by a ring-opening reaction. Although this overall transformation can be classified as an electrophilic fluorination of an aromatic ring, it is a novel type of fluorination that results in construction of tertiary carbon–fluorine bonds. The present protocol can be applied to a range of bicyclic azaarenes, tolerating azines and a variety of functional groups. Additionally, mechanistic studies and enantioselective fluorination have been examined.

Introduction

Fluorine is one of the most important elements that could be installed onto hydrocarbon frameworks in pharmaceuticals, agrochemicals, and materials science.¹ Particularly, in medicinal chemistry, fluorine has been incorporated into drug molecules to improve their liposolubility and metabolic stability.² The effect of fluorine atoms in molecules has been well-studied,³ and in turn, fluorination methodology has flourished as well.⁴ One of the most conventional ways to achieve fluorination is electrophilic fluorination. Nucleophiles used in electrophilic fluorinations can be broadly classified into carbanions (*e.g.*, 1,3-dicarbonyls), electron-rich unsaturated bonds (*e.g.*, alkenes and alkynes), and aromatics.⁵ However, in these existing methods, fluorination proceeds while retaining the carbon skeleton of the starting material, and fluorinations involving skeletal transformations are rare.

Ring-opening fluorination, in which a fluorine atom is introduced onto a cyclic compound with concomitant ring cleavage, has recently attracted attention as a useful method for efficiently constructing complex fluorine-containing skeletons (Fig. 1A). Although ring-opening fluorinations have recently been reported, most are limited to three- or four-membered ring starting materials such as epoxides, cyclopropanes/butanes, and aziridines, which have strained chemical bonds.⁶ Fluorinations involving bond cleavage in a ring size ≥ 5 are rare. The Lectka, Leonori, and Ma group reported ring-opening

fluorinations *via* C–C bond cleavage of carbocycles (Fig. 1B).^{7,8} Very recently, the Lim group disclosed acyl fluoride synthesis through C–C bond cleavage of carbocycles and cyclic amides.⁹

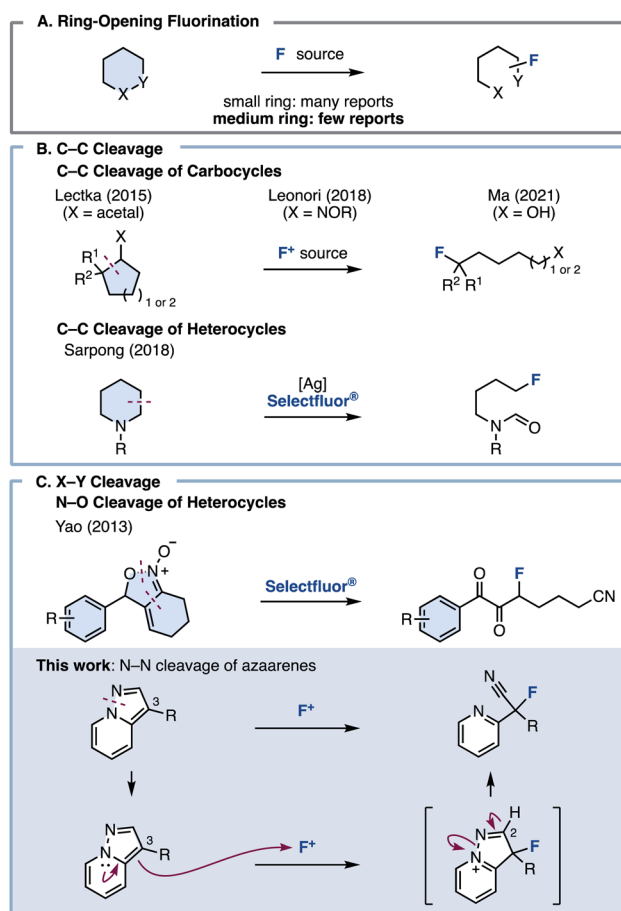


Fig. 1 (A) Ring-opening fluorination. (B) Fluorination of cyclic compounds *via* C–C bond cleavage. (C) Fluorination of cyclic compounds *via* X–Y bond cleavage.

^aDepartment of Applied Chemistry, Waseda University, 513, Wasedatsurumakicho, Shinjuku, Tokyo 169-8555, Japan. E-mail: junyamaguchi@waseda.jp

^bResearch, Takeda Pharmaceutical Company Limited, 26-1, Muraoka-Higashi 2-chome, Fujisawa, Kanagawa, 251-8555, Japan

† Electronic supplementary information (ESI) available: CCDC 2113745 (for 10). For experimental procedures, spectroscopic data for compounds including ¹H, ¹³C, and ¹⁹F NMR spectra. CCDC 2113745. For ESI and crystallographic data in CIF or other electronic format see DOI: 10.1039/d1sc06273e



In 2018, the Sarpong group reported an elegant ring-opening fluorination of cyclic amines (Fig. 1B).^{9,10}

In the heteroatom–heteroatom (X–Y) bond paradigm, the Yao group reported a ring-opening fluorination using isoxazoline *N*-oxides *via* O–N bond cleavage (Fig. 1C).¹¹ However, all these methods require the use of highly specific substrates, and fluorinations involving the ring opening of aromatic rings or asymmetric fluorination have not yet been reported. In contrast to existing methods, we planned to develop a ring-opening fluorination of bicyclic azaarenes such as pyrazolo[1,5-*a*]pyridines. We hypothesized that treating bicyclic azaarenes with an electrophilic fluorinating agent would result in fluorination at the C3 position, followed by deprotonation at the C2 position and pyrazole ring opening *via* N–N bond cleavage. Although this can be considered as a simple electrophilic fluorination using an electron-rich heteroaromatic system as a nucleophile, the resulting compound is an sp³-fluorinated compound (C(sp³)–F bond) instead of a fluorine-substituted heteroarene (C(sp²)–F bond). In other words, we thought that this would be a novel type of fluorination reaction with accompanying skeletal transformation.

Results and discussion

First, we selected 3-phenylpyrazolo[1,5-*a*]pyridine (**1A**) as the model substrate (which was readily prepared in three steps from a commercially available compound) to examine electrophilic fluorinating agents and reaction conditions (Table 1). When *N*-fluoropyridinium salts (**F1**–**F3**) were used in MeCN at 80 °C, ring-opening fluorinated product **2A** was successfully obtained,

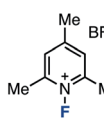
albeit in low yields (entries 1–3).¹² The use of other non-pyridinium based electrophilic fluorinating agents such as NFSI and Selectfluor® gave fluorinated products in high yields (entries 4 and 5).¹³

As for the reaction temperature, the yield of **2A** was 68% even at 50 °C. The yield increased as the temperature was increased, and the fluorinated product was obtained quantitatively at 80 °C (entries 6–8 *vs.* entry 5). The reaction proceeded in polar solvents such as acetone and DMF (which is able to dissolve Selectfluor®), and gave the fluorinated product **2A** (entries 9–11). Finally, we conformed the optimal conditions: Selectfluor® (1.0 equiv.) at 80 °C in MeCN for 24 h. With the optimal conditions in hand, the substrate scope was investigated (Scheme 1). Various 3-arylpyrazolo[1,5-*a*]pyridines were examined: Methyl (**1B**), *tert*-butyl (**1C**), and phenyl (**1D**) at the *para*-position on the aryl group gave the ring-opening fluorinated products **2B**–**2D** in moderate yields. It should be noted that fluorination of these aryl groups was detected. When using trimethylphenyl (**1E**) and naphthyl (**1F**) starting materials, the corresponding products **2E** and **2F** were obtained in moderate yields, and occurred decomposition of **1E** or fluorinated the aryl group of **1F** (less than 10% yields). The reaction showed good functional group tolerance in the presence of formyl (**1G**), acetyl (**1H**), cyano (**1I**), trifluoromethyl (**1J**), nitro (**1K**), and chloro (**1L**) groups, as the reaction worked to give the corresponding products **2G**–**2L** in excellent yields. Next, 3-alkylpyrazolo[1,5-*a*]pyridines were investigated. The fluorination using bicyclic azaarenes bearing alkyl groups (**1M** and **1N**) or acetal (**1O**) proceeded smoothly to give the corresponding fluorinated products **2M**–**2O** in moderate to excellent yields. Pyrazolo[1,5-*a*]pyridines with alkyl acetate (**1P**), cyano (**1Q**), and ethyl-carboxylate (**1R**) afforded the corresponding products (**2P**–**2R**) in good yields. Pyrazolo[1,5-*a*]pyridine carboxylates were also examined. Substrates with alkyl groups including alkene (**1U**) and alkyne (**1W**) remained intact to give products **2S**–**2X** in high yields. Carboxylic acid **1Y** also reacted well, but the product was difficult to purify, resulting in a low yield of **2Y**. In the case of compounds with amides such as **1Z**, deamidation occurred to give 3-fluoropyrazolo[1,5-*a*]pyridine as a byproduct. Therefore, the fluorinated product **2Z** was obtained in moderate yield (39%) by reacting at a lower temperature (–30 °C). Furthermore, azaarenes **1AA** and **1AB** derived from probenecid and estrone also gave fluorinated compounds **2AA** and **2AB** in high yields. Of note, in the case of an unsaturated ester or iodine at the C3 position, the desired fluorinated product could not be obtained, giving a complex mixture.

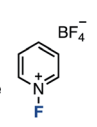
Substituted bicyclic arenes gave fluorination products **2AC**–**2AF**, however, for some substrates such as **1AC** and **1AE**, the fluorination reactions were more difficult. After extensive screening of additives, we found that NaClO₄ (1.0 equiv.) was effective for increasing yields (see the ESI† for details). For example, without this additive, **1AC** gave **2AC** in only 51% yield, but with the additive, the yield improved to 87%. The role of the additive remains unclear, but we hypothesize that the counter anion exchange in the intermediate might affect the acidity of the proton at the C3 position.¹⁴

Table 1 Screening of reaction conditions^a


Entry	F ⁺ source	Temp/°C	Solvent	2A/%	1A/%
1	F1	80	MeCN	39	37
2	F2	80	MeCN	27	43
3	F3	80	MeCN	5	3
4	NFSI	80	MeCN	94	0
5	Selectfluor®	80	MeCN	>99	0
6	Selectfluor®	50	MeCN	68	0
7	Selectfluor®	60	MeCN	74	0
8	Selectfluor®	70	MeCN	87	0
9	Selectfluor®	80	Acetone	65	0
10	Selectfluor®	80	DMF	64	0
11	Selectfluor®	80	MeOH	58	0



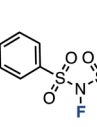
F1



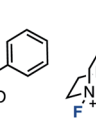
F2



F3

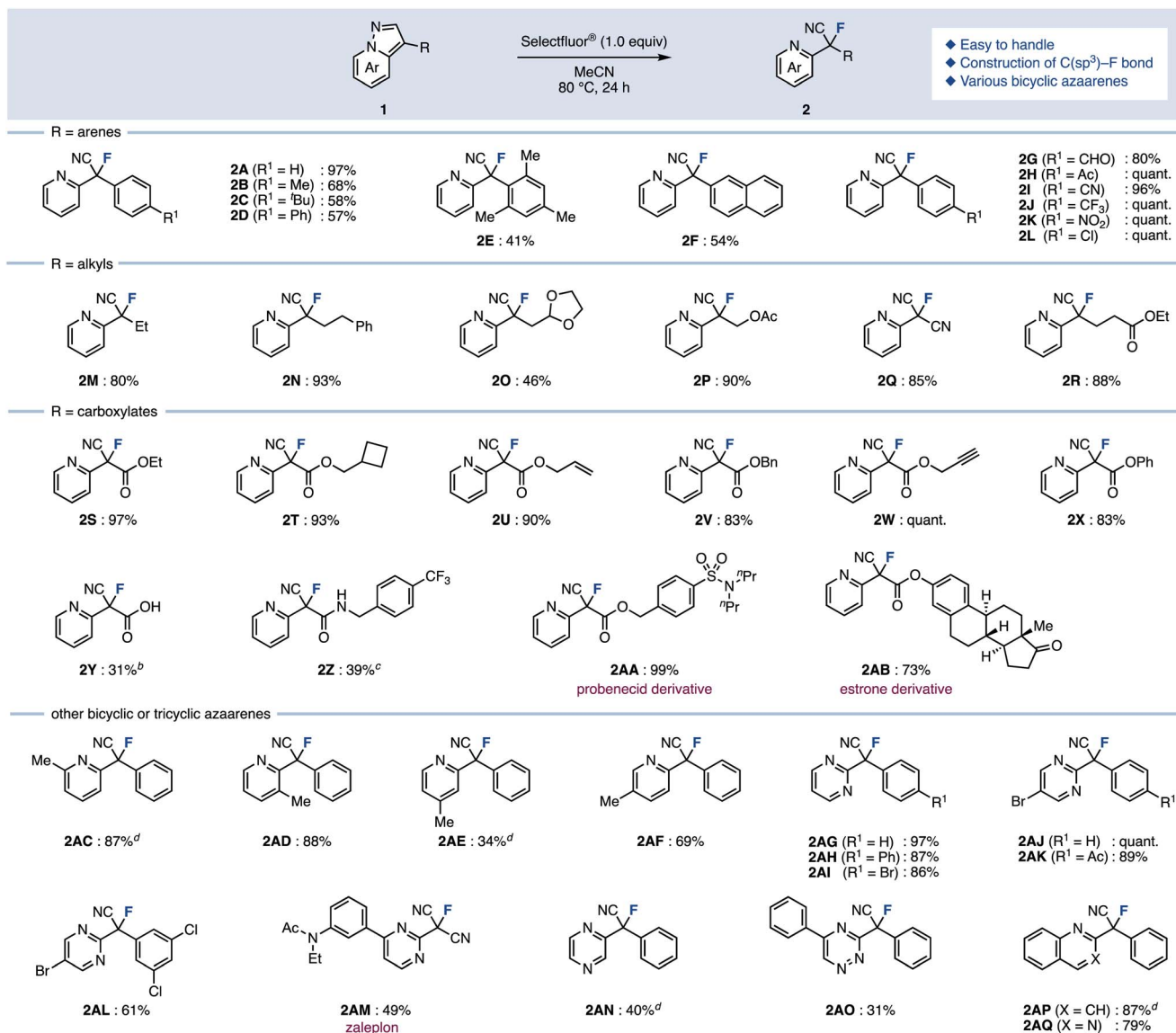


NFSI



Selectfluor®

^a Conditions: **1A** (0.20 mmol), F⁺ source (1.0 equiv.), solvent (1.0 mL), 50–80 °C, 24 h. NFSI = *N*-fluorobenzenesulfonimide.



Scheme 1 Substrate Scope. ^a Conditions. **1** (0.20 mmol), Selectfluor® (1.0 equiv.), MeCN (1.0 mL), 80 °C, 24 h. ^b Selectfluor® (5.0 equiv.) was added. ^c The reaction was performed at -30 °C. ^d NaClO₄ (1.0 equiv.) was added.

This fluorination was also applicable to other azaarenes: pyrazolo[1,5-*a*]pyrimidine with a phenyl group at the C3 position gave fluorinated compounds **2AG–2AI** in high yields. 6-Bromopyrazolo[1,5-*a*]pyrimidine with various aryl groups at the C3 position gave fluorinated compounds **2AJ–2AL** as well. The ring-opening fluorination proceeded well even when using zaleplon, a hypnotic agent, for which the desired product **2AM** was obtained. The reaction was also applicable to pyrazolopyrazine, triazine, quinoline, and quinazoline, giving fluorinated products **2AN–2AQ** in moderate yields.

In order to elucidate the reaction mechanism, we performed reaction tracking by ¹H NMR analysis using **1M** (Fig. 2A). When Selectfluor® was added to **1M** in an NMR tube without stirring, **1M** was immediately consumed at room temperature to produce tetrafluoroborate **3** as the intermediate, which is thought to be the result of electrophilic fluorination at the C3

position. After 2 to 4 hours of reaction time at 80 °C, **1M** almost entirely disappeared, and NMR peaks showed a mixture of **2M** and **3**; finally, practically only **2M** resulted in the ¹H NMR spectrum. This experiment indicated that the fluorination and the cleavage of the N–N bond proceeds in a stepwise fashion. When the reaction was stirred in a flask, **1M** disappeared after 10 min at room temperature, giving intermediate **3** and the residue **4** of Selectfluor® (Fig. 2B). Upon removal of **4** from the resulting mixture, further reaction did not proceed by heating at 80 °C for 24 h (see the ESI† for experimental details). Therefore, triethylamine (1.0 equiv.) was added, and the reaction proceeded quickly to give the desired **2M** quantitatively. This supports the role of Selectfluor® as the fluorinating agent in the reaction and the conjugate base of **4** as the base that promotes the N–N bond cleavage. These results also suggested that the basicity of the conjugate base of the fluorinating agent was

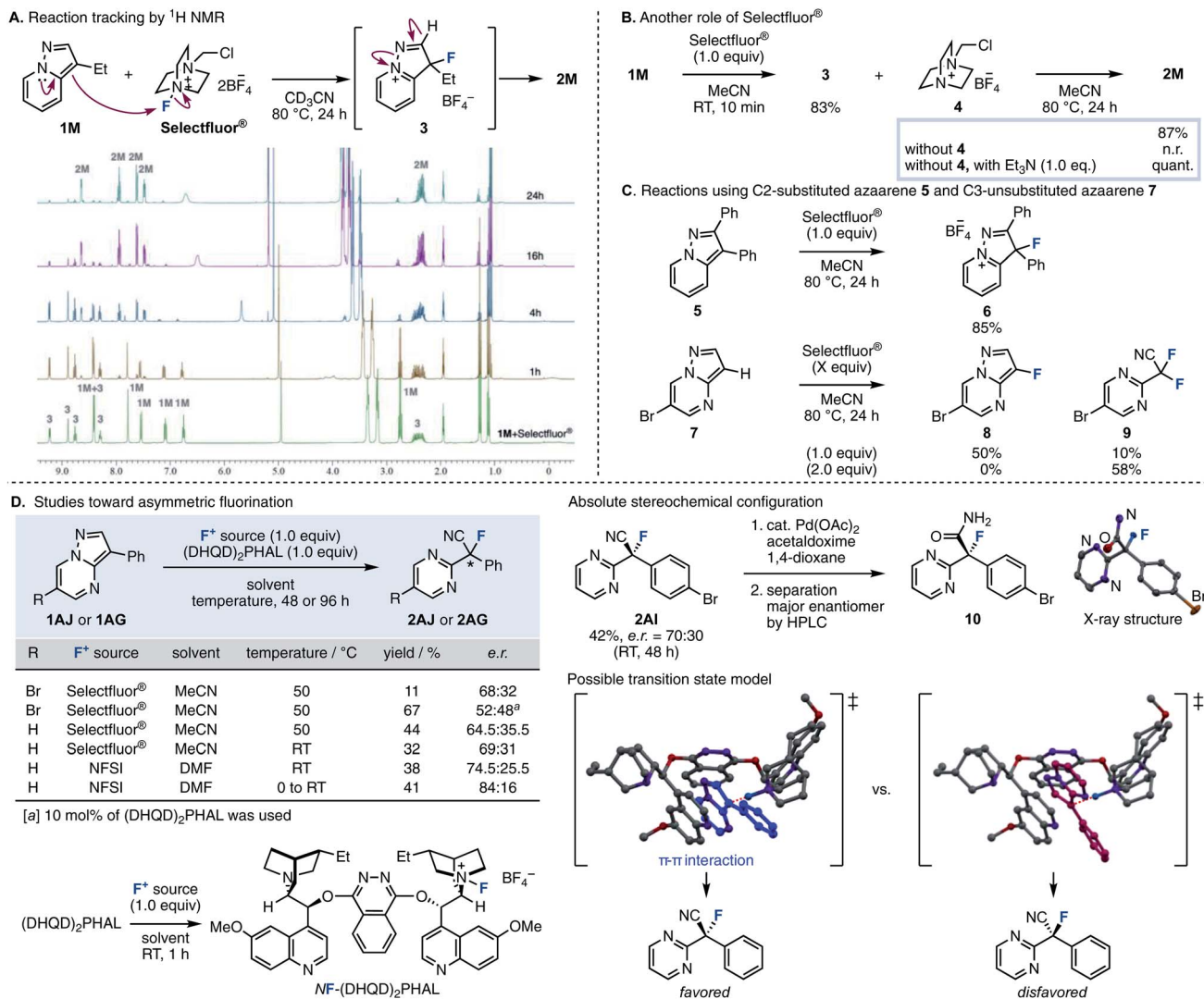
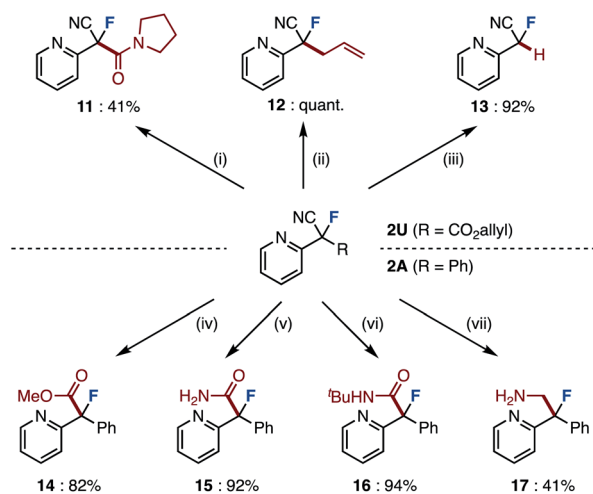


Fig. 2 (A) Reaction tracking by ^1H NMR. (B) The role of Selectfluor®. (C) Reactions using C2-substituted azaarene 5 and C3-unsubstituted azaarene 7. (D) Studies toward asymmetric fluorination.

crucial for this ring-opening fluorination. In the case of **F1–F3**, the consumption of **1A** was increased as the electrophilicity of the fluorinating agents was higher (**F3** > **F2** ≈ **F1**), but the yield of **2A** was proportional to the basicity of the conjugate base (**F1** > **F2** > **F3**). Furthermore, the reaction proceeded efficiently with the use of base with higher pK_a such as triethylamine and **4**. Next, the fluorination reaction was carried out with **5**, where the C2 position was substituted (Fig. 2C). As a result, only trifluoroborate salt **6** was obtained in a good yield, with no ring-opened product was obtained upon heating. When the fluorination reaction was attempted using **7**, which is unsubstituted at the C3 position, one equivalent of Selectfluor® gave the fluorinated compound **8** as the main product (50%) and the ring-opened compound **9** as a byproduct, demonstrating further fluorination. When the amount of Selectfluor® was increased to two equivalents, **9** became the main product (58%). These results indicated that a substituent is required at the C3 position because deprotonation of an acidic C–H (adjacent to F)

to regain aromaticity occurs preferentially over deprotonation/ring-opening.

We then studied the enantioselective version of this fluorination reaction (Fig. 2D).¹⁵ We attempted asymmetric fluorinations using chiral fluorinating agents. Shibata reported that a chiral fluorinating agent, *NF*–(DHQD)₂PHAL, can be prepared by mixing (DHQD)₂PHAL and Selectfluor® at room temperature.¹⁶ A reaction using stoichiometric amounts of these agents with 3-phenyl-6-bromopyrazolo[1,5-*a*]pyrimidine **1AJ** in MeCN at 50 °C gave the corresponding product in 68 : 32 *e. r.*, albeit in a low yield. However, when (DHQD)₂PHAL was reduced to catalytic amount, enantioselectivity was dropped whereas the yield was increased. The substrate without a bromo atom at the C6 position (**1AG**) gave the fluorinated product in moderate yield (44%) and 65 : 35 *e. r.* By lowering the temperature, changing the fluorinating agent, and changing the solvent, we finally succeeded in obtaining the fluorinated compound **2AJ** with an enantioselectivity of 84 : 16 *e. r.*



Scheme 2 Derivatization of the products. Conditions: (i) pyrrolidine (5.0 equiv.), MeCN, RT, 12 h; (ii) Pd(PPh₃)₄ (5.0 mol%), toluene, RT, 1 h; (iii) Pd₂(dba)₃ (5.0 mol%), PPh₃ (20 mol%), pyridine (3.0 equiv.), MeCN, RT, 1 h; (iv) TMSCl (5.0 equiv.), MeOH, 50 °C, 6 h; (v) Pd(OAc)₂ (4.0 mol%), acetaldoxime (10 equiv.), 1,4-dioxane, reflux, 1 h; (vi) ^tBuOAc (6.0 equiv.), conc. H₂SO₄ (10 μL), 40 °C, 2 h; (vii) BH₃·SMe₂ (3.0 equiv.), THF, 0 °C to RT, 19 h.

The absolute stereochemical configuration was determined by derivatization to give optically pure amide **10**, recrystallization, and then X-ray structural analysis. In the crystal structure, the C=O bond of amide **10** is align antiparallel to the C–F bond, a conformation in which the amide dipole opposes the C–F dipole due to a dipole minimization effect. The enantioselectivity of this asymmetric fluorination could be explained using the proposed transition state model. Although the direction in which the substrate reacts with the chiral fluorinating agent determines the enantioselectivity, we believe that the transition state of the desired compound has a π – π interaction between the substrate and the methoxyquinoline moiety of (DHQD)₂PHAL, which fixes the conformation.^{16,17} Finally, the obtained fluorinated compounds were derivatized into various compounds (Scheme 2). The ring-opened fluorinated products of pyrazolo[1,5-*a*]pyridine **2U** (R = CO₂allyl) were condense with amines to give amide **11** in 41% yield. Palladium-catalyzed decarboxylative allylation and removal of allyl esters proceeded to give derivatives **12** and **13** in high yields. Furthermore, we attempted to convert the cyano group of the product of the fluorination reaction. Fluorinated product **2A** (R = Ph) was converted to methyl ester **14** by methanolysis. **2A** was also converted to amides **15** and **16** by hydrolysis and Ritter reaction.¹⁸ Furthermore, borane reduction gave amine **17**. In this way, we have succeeded in synthesizing a variety of fluorine-containing compounds by orthogonal functional group transformations following ring-opening fluorination.

Conclusions

In summary, we developed a ring-opening fluorination of bicyclic azaarenes leading to sp³-fluorinated compounds via N–N bond cleavage. Studies revealed that the electrophilic

fluorinating reagent functioned not only as the fluorine source, but also as the base required for ring opening. Expanding the range of substrates and other electrophiles for this type of transformation is currently underway in our laboratory.¹⁹

Data availability

All experimental data is available in the ESI.†

Author contributions

B. S. and J. Y. conceived and designed the study. M. K., A. S. and H. K. performed the chemical experiments and analyzed the data. K. K. performed the X-ray crystallography experiments and analyzed the obtained data. H. T. performed the preliminary experimental studies. J. Y. wrote the manuscript and all authors discussed the results and commented on the final manuscript.

Conflicts of interest

There are no conflicts to declare.

Acknowledgements

This work was supported by JSPS KAKENHI Grant Number JP19H02726, JP21H05213, JP21K18966, JST ERATO Grant Number JPMJER1901 (to J. Y.), and JP20J14905 and a Waseda Research Institute for Science and Engineering Grant in Aid for Young Scientists (Early Bird) (to M. K.). We thank Kota Ishitobi for preparation of several starting materials. We also thank Prof. Masahiro Terada (Tohoku University) for supplying chiral phosphoric acids. We also thank Iwatani Corporation for supplying Cs₂CO₃. The Materials Characterization Central Laboratory in Waseda University is acknowledged for the support of HRMS measurement.

Notes and references

- 1 J. Han, L. Kiss, H. Mei, A. M. Remete, M. Ponikvar-Svet, D. M. Sedgwick, R. Roman, S. Fustero, H. Moriwaki and V. A. Soloshonok, *Chem. Rev.*, 2021, **121**, 4678–4742.
- 2 (a) I. Ojima, *Fluorine in Medicinal Chemistry and Chemical Biology*, Wiley-Blackwell, 2009; (b) V. Gouverneur and K. Müller, *Fluorine in Pharmaceutical and Medicinal Chemistry: From Biophysical Aspects to Clinical Applications*, Imperial College Press, 2012; (c) K. Müller, C. Faeh and F. Diederich, *Science*, 2007, **317**, 1881–1886; (d) S. Purser, P. R. Moore, S. Swallow and V. Gouverneur, *Chem. Soc. Rev.*, 2008, **37**, 320–330; (e) E. P. Gillis, K. J. Eastman, M. D. Hill, D. J. Donnelly and N. A. Meanwell, *J. Med. Chem.*, 2015, **58**, 8315–8359; (f) D. E. Yerien, S. Bonesi and A. Postigo, *Org. Biomol. Chem.*, 2016, **14**, 8398–8427; (g) N. A. Meanwell, *J. Med. Chem.*, 2018, **61**, 5822–5880; (h) M. Inoue, Y. Sumii and N. Shibata, *ACS Omega*, 2020, **5**, 10633–10640.
- 3 (a) B. E. Smart, *J. Fluorine Chem.*, 2001, **109**, 3–11; (b) D. O'Hagan, *Chem. Soc. Rev.*, 2008, **37**, 308–319.

- 4 (a) T. Liang, C. N. Neumann and T. Ritter, *Angew. Chem., Int. Ed.*, 2013, **52**, 8214–8264; (b) P. A. Champagne, J. Desroches, J. D. Hamel, M. Vandamme and J. F. Paquin, *Chem. Rev.*, 2015, **115**, 9073–9174; (c) Y. Zhu, J. Han, J. Wang, N. Shibata, M. Sodeoka, V. A. Soloshonok, J. A. S. Coelho and F. D. Toste, *Chem. Rev.*, 2018, **118**, 3887–3964; (d) A. Suto and J. Yamaguchi, *J. Synth. Org. Chem., Jpn.*, 2021, **79**, 910–967.
- 5 For reviews, see: (a) X. Bertrand, L. Chabaud and J. F. Paquin, *Chem. - Asian J.*, 2021, **16**, 563–574; (b) A. M. R. Smith and K. K. Hii, *Chem. Rev.*, 2011, **111**, 1637–1656; (c) M. G. Campbell and T. Ritter, *Chem. Rev.*, 2015, **115**, 612–633; (d) D. A. Petrone, J. Ye and M. Lautens, *Chem. Rev.*, 2016, **116**, 8003–8104; (e) R. Szpera, D. F. J. Moseley, L. B. Smith, A. J. Sterling and V. Gouverneur, *Angew. Chem., Int. Ed.*, 2019, **58**, 14824–14848. For representative examples, see: ; (f) L. Hintermann and A. Togni, *Angew. Chem., Int. Ed.*, 2000, **39**, 4359–4362; (g) D. Y. Kim and E. J. Park, *Org. Lett.*, 2002, **4**, 545–547; (h) S. Qiu, T. Xu, J. Zhou, Y. Guo and G. Liu, *J. Am. Chem. Soc.*, 2010, **132**, 2856–2857; (i) K. L. Hull, W. Q. Anani and M. S. Sanford, *J. Am. Chem. Soc.*, 2006, **128**, 7134–7135; (j) K. Yamamoto, J. Li, J. A. O. Garber, J. D. Rolfes, G. B. Boursalian, J. C. Borghs, C. Genicot, J. Jacq, M. van Gastel, F. Neese and T. Ritter, *Nature*, 2018, **554**, 511–514.
- 6 For a review on ring-opening fluorination of oxiranes and aziridines, see: (a) A. M. Remete and L. Kiss, *Eur. J. Org. Chem.*, 2019, 5574–5602. Selected examples, see: (b) H. Zhao, X. Fan, J. Yu and C. Zhu, *J. Am. Chem. Soc.*, 2015, **137**, 3490–3493; (c) C. R. Pitts, B. Ling, J. A. Snyder, A. E. Bragg and T. Lectka, *J. Am. Chem. Soc.*, 2016, **138**, 6598–6609; (d) S. M. Banik, K. M. Mennie and E. N. Jacobsen, *J. Am. Chem. Soc.*, 2017, **139**, 9152–9155; (e) V. Lanke and I. Marek, *J. Am. Chem. Soc.*, 2020, **142**, 5543–5548; (f) G. Roagna, D. M. H. Ascough, F. Ibba, A. C. Vicini, A. Fontana, K. E. Christensen, A. Peschiulli, D. Oehlrich, A. Misale, A. A. Trabanco, R. S. Paton, G. Pupo and V. Gouverneur, *J. Am. Chem. Soc.*, 2020, **142**, 14045–14051; (g) M. M. Wang and J. Waser, *Angew. Chem., Int. Ed.*, 2020, **59**, 16420–16424.
- 7 E. Nobile, T. Castanheiro and T. Besset, *Angew. Chem., Int. Ed.*, 2021, **60**, 12170–12191.
- 8 (a) C. R. Pitts, M. S. Bloom, D. D. Bume, Q. A. Zhang and T. Lectka, *Chem. Sci.*, 2015, **6**, 5225–5229; (b) E. M. Dauncey, S. P. Morcillo, J. J. Douglas, N. S. Sheikh and D. Leonori, *Angew. Chem., Int. Ed.*, 2018, **57**, 744–748; (c) P. Wu and S. Ma, *Org. Lett.*, 2021, **23**, 2533–2537.
- 9 (a) D. Kim and H. N. Lim, *Org. Lett.*, 2020, **22**, 7465–7469; (b) J. W. Song and H. N. Lim, *Org. Lett.*, 2021, **23**, 5394–5399.
- 10 (a) J. B. Roque, Y. Kuroda, L. T. Göttemann and R. Sarpong, *Science*, 2018, **361**, 171–174; (b) J. B. Roque, R. Sarpong and D. G. Musaev, *J. Am. Chem. Soc.*, 2021, **143**, 3889–3900.
- 11 R. R. Rajawinslin, M. J. Raihan, D. Janreddy, V. Kavala, C. W. Kuo, T. S. Kuo, M. L. Chen, C. H. He and C. F. Yao, *Eur. J. Org. Chem.*, 2013, 5743–5749.
- 12 For a similar heterocyclic fluorinated scaffold, see: M. W. Ashford, C. Xu, J. J. Molloy, C. Carpenter-Warren, A. M. Z. Slawin, A. G. Leach and A. J. B. Watson, *Chem. - Eur. J.*, 2020, **26**, 12249–12255.
- 13 (a) P. T. Nyffeler, S. G. Durón, M. D. Burkart, S. P. Vincent and C.-H. Wong, *Angew. Chem., Int. Ed.*, 2004, **44**, 192–212; (b) X. S. Xue, Y. Wang, M. Li and J. P. Cheng, *J. Org. Chem.*, 2016, **81**, 4280–4289; (c) N. Rozatian and D. R. W. Hodgson, *Chem. Commun.*, 2021, **57**, 683–712; (d) T. Umemoto, Y. Yang and G. B. Hammond, *Beilstein J. Org. Chem.*, 2021, **17**, 1752–1813.
- 14 (a) T. Furuya, A. E. Stromn and T. Ritter, *J. Am. Chem. Soc.*, 2009, **131**, 1662–1663; (b) Q. Michaudel, D. Thevenet and P. S. Baran, *J. Am. Chem. Soc.*, 2012, **134**, 2547–2550; (c) Z. Jin, B. Xu, S. G. DiMugno and G. B. Hammond, *J. Fluorine Chem.*, 2012, **143**, 226–230; (d) W. Zhu, X. Hu, F. Wang, X. Yang and X. Wu, *Chin. J. Chem.*, 2015, **33**, 220–224.
- 15 Fluorinations using chiral phosphoric acids and decarboxylative asymmetric allylation reaction were unsuccessful. See the Supporting Information† for details.
- 16 (a) N. Shibata, E. Suzuki and Y. Takeuchi, *J. Am. Chem. Soc.*, 2000, **122**, 10728–10729; (b) D. Cahard, C. Audouard, J. C. Plaquevent and N. Roques, *Org. Lett.*, 2000, **2**, 3699–3701; (c) N. Shibata, E. Suzuki, T. Asahi and M. Shiro, *J. Am. Chem. Soc.*, 2001, **123**, 7001–7009.
- 17 (a) T. Ishimaru, N. Shibata, T. Horikawa, N. Yasuda, S. Nakamura, T. Toru and M. Shiro, *Angew. Chem., Int. Ed.*, 2008, **47**, 4157–4161; (b) B. Tréguier and S. P. Roche, *Org. Lett.*, 2014, **16**, 278–281.
- 18 (a) E. S. Kim, H. S. Kim and J. N. Kim, *Tetrahedron Lett.*, 2009, **50**, 2973–2975; (b) W. C. Chan and K. Koide, *Org. Lett.*, 2018, **20**, 7798–7802.
- 19 An initial version of this work was deposited in ChemRxiv on Nov 8th, 2021: M. Komatsuda, A. Suto, H. Kondo Jr, H. Takada, K. Kato, B. Saito and J. Yamaguchi, *ChemRxiv*, 2021, DOI: 10.33774/chemrxiv-2021-gh325-v2.