



RESEARCH ARTICLE

The impact of condom use on the HIV epidemic [version 1; peer review: 2 approved with reservations]

John Stover , Yu Teng

Center for Modeling and Analysis, Avenir Health, Glastonbury, CT, 06033, USA

v1 First published: 09 Jun 2021, 5:91
<https://doi.org/10.12688/gatesopenres.13278.1>
 Latest published: 11 Feb 2022, 5:91
<https://doi.org/10.12688/gatesopenres.13278.2>

Abstract

Background: Condom promotion and supply was one the earliest interventions to be mobilized to address the HIV pandemic. Condoms are inexpensive and provide protection against transmission of HIV and other sexually transmitted diseases (STIs) as well as against unintended pregnancy. As many as 16 billion condoms may be used annually in all low- and middle-income countries (LMIC). In recent years the focus of HIV programs as been on testing and treatment and new technologies such as PrEP. Rates of condom use have stopped increasing short of UNAIDS targets and funding from donors is declining.

Methods: We applied a mathematical HIV transmission model to 77 high HIV burden countries to estimate the number of HIV infections that would have occurred from 1990 to 2019 if condom use had remained at 1990 levels.

Results: The results suggest that current levels of HIV would be five times higher without condom use and that the scale-up in condoms use averted about 117 million HIV infections.



Conclusions: HIV programs should ensure that affordable condoms are consistently available and that the benefits of condom use are widely understood.

Keywords

Condoms, HIV prevention, modeling


Open Peer Review

Approval Status ? ?

	1	2
version 2 (revision) 11 Feb 2022		
version 1 09 Jun 2021	 view	 view

1. **Innocent Modisaotsile**, United Nation Population Fund, UNFPA, New York, USA

Willis Odek, UNFPA, New York, USA

2. **Akira Shibamura** , Graduate School of Medicine, The University of Tokyo, Tokyo, Japan

Any reports and responses or comments on the article can be found at the end of the article.

Corresponding author: John Stover (jstover@avenirhealth.org)

Author roles: **Stover J:** Conceptualization, Data Curation, Formal Analysis, Funding Acquisition, Investigation, Methodology, Project Administration, Resources, Software, Supervision, Validation, Visualization, Writing – Original Draft Preparation, Writing – Review & Editing; **Teng Y:** Data Curation, Formal Analysis, Investigation, Methodology, Software, Validation, Visualization, Writing – Review & Editing

Competing interests: No competing interests were disclosed.

Grant information: This work was supported by the Bill and Melinda Gates Foundation [OPP1191665].

The funders had no role in study design, data collection and analysis, decision to publish, or preparation of the manuscript.

Copyright: © 2021 Stover J and Teng Y. This is an open access article distributed under the terms of the [Creative Commons Attribution License](#), which permits unrestricted use, distribution, and reproduction in any medium, provided the original work is properly cited.

How to cite this article: Stover J and Teng Y. **The impact of condom use on the HIV epidemic [version 1; peer review: 2 approved with reservations]** Gates Open Research 2021, 5:91 <https://doi.org/10.12688/gatesopenres.13278.1>

First published: 09 Jun 2021, 5:91 <https://doi.org/10.12688/gatesopenres.13278.1>

Introduction

The distribution and promotion of condoms has been a part of efforts to prevent HIV transmission since the beginning of the HIV response. Early programs often focused on ABC (Abstinence, Be faithful, use Condoms). Condoms provide triple protection, against the transmission of HIV and other sexually transmitted infections as well protection against unintended pregnancy¹. Condom social marketing programs were the first HIV programs to reach national scale in many countries.

The number of condoms distributed through social marketing programs increased from about 590 million annually in 1991 to 2.5 billion by 2012 before declining to about 1.7 billion in 2019². Across 55 countries with a recent national household survey as part of the Demographic and Health Surveys (DHS) or AIDS Indicator Surveys (AIS) about 60 percent of men reported using a condom the last time they had sex with a non-marital, non-cohabiting partner and 65 percent report using a condom the last time they visited a sex worker (Table 1).

Table 1. Reported rates of condom use at last sex with a higher risk partner and with a sex worker.

Country	Year and survey	Percentage reporting condom use at last higher risk sex	Percentage reporting condom use at last paid sex	Country	Year and survey	Percentage reporting condom use at last higher risk sex	Percentage reporting condom use at last paid sex
Albania	2017-18 DHS	58	65	Kenya	2014 DHS	76	74
Angola	2015-16 DHS	53	71	Kyrgyz Republic	2012 DHS	83	95
Armenia	2015-16 DHS	82	84	Lesotho	2014 DHS	77	90
Azerbaijan	2006 DHS	35	53	Liberia	2013 DHS	42	61
Benin	2017-18 DHS	36	44	Madagascar	2008-09 DHS	13	13
Bolivia	2008 DHS	50	89	Malawi	2015-16 DHS	73	75
Burkina Faso	2010 DHS	74	33	Mali	2018 DHS	39	70
Burundi	2016-17 DHS	51	55	Moldova	2005 DHS	54	
Cambodia	2014 DHS	74	82	Mozambique	2015 AIS	47	31
Cameroon	2018 DHS	63	83	Myanmar	2015-16 DHS	77	77
Chad	2014-15 DHS	42	50	Namibia	2013 DHS	80	67
Colombia	2015 DHS	71	85	Nepal	2016 DHS	68	93
Comoros	2012 DHS	60	65	Niger	2012 DHS	64	
Congo	2011-12 DHS	58	75	Nigeria	2018 DHS	65	74
Congo Democratic Republic	2013-14 DHS	31	34	Papua New Guinea	2016-18 DHS	33	48
Cote d'Ivoire	2011-12 DHS	63	63	Philippines	2003 DHS	24	36
Dominican Republic	2013 DHS	71	80	Rwanda	2014-15 DHS	66	65
Eswatini	2006-07 DHS	67		Sao Tome and Principe	2008-09 DHS	61	76
Ethiopia	2016 DHS	51	81	Senegal	2019 DHS	72	
Gabon	2012 DHS	75	83	Sierra Leone	2019 DHS	23	57
Gambia	2013 DHS	67	69	South Africa	2016 DHS	73	83
Ghana	2014 DHS	39	44	Tanzania	2011-12 AIS	60	
Guatemala	2014-15 DHS	68	80	Timor-Leste	2016 DHS	34	40
Guinea	2018 DHS	50	72	Togo	2013-14 DHS	61	62
Guyana	2009 DHS	72	82	Uganda	2016 DHS	62	73
Haiti	2016-17 DHS	63	90	Ukraine	2007 DHS	62	84
Honduras	2011-12 DHS	61	32	Vietnam	2005 AIS	73	
India	2015-16 DHS	41	48	Zambia	2018 DHS	54	56
Indonesia	2012 DHS		34	Zimbabwe	2015 DHS	82	90

Note: 'Higher risk sex' refers to sex with a non-marital, non-cohabiting partner. Blank cells represent missing data.

Data accessed on May 24, 2017 through the StatCompiler tool available from the Demographic and Health Survey project at <http://www.statcompiler.com/en/>.

In all low- and middle-income countries about 16 billion condoms are used annually with about 7.5 billion used primarily for HIV prevention¹. Since these figures are based on self-reports of condom use, they may over-state actual use. However, it is clear that large numbers of condoms have been procured and/or distributed with the intention of helping users prevent HIV transmission.

Studies have shown condoms to be highly effective against HIV³, other sexually transmitted infections⁴ and unintended pregnancy⁵. Consistent use is required to maximize an individual's protection. However, even inconsistent use will provide some benefit that can be large at a population-level⁶.

Across all DHS surveys about three-fifths of people report purchasing commercial brands of condoms at pharmacies and other shops, while about one-fifth report getting condoms from public sources and another one-fifth report obtaining condoms through social marketing programs at subsidized prices. Thus, international donor and national government funding for condom purchase, distribution and promotion plays a large role in supporting the widespread use of condoms.

The purpose of this paper is to investigate the global impact of condoms on the HIV epidemic through both retrospective and prospective analyses.

Methods

We used a publicly available mathematical simulation model, the *Goals model*⁷, to examine the impact of past and future condom use on the AIDS epidemic in 77 high burden countries. We used version 6.06 of the Goals model, which is available for free download at <https://www.avenirhealth.org/software-spectrum.php>. The source code for the calculations is available as *Extended data*⁸.

Goals is a simulation model that calculates HIV transmission among different population risk groups (monogamous heterosexual couples, those with multiple heterosexual partners, female sex workers and clients, men who have sex with men (MSM), and people who inject drugs (PWID)) on the basis of their behaviors (number of partners, contacts per partner, condom use, age at first sex, needle sharing) and characteristics that influence transmission (presence of other sexually transmitted infections, stage of infection, male circumcision, and use of antiretroviral therapy (ART) and pre-exposure prophylaxis (PrEP)). The model uses data on behaviors drawn from national surveys, such as DHS, and program data on the coverage of ART and programs to prevent mother-to-child transmission, PMTCT, from UNAIDS' HIV database. The model is fit to official estimates of HIV prevalence trends for each county, also available from UNAIDS.

HIV transmission is calculated as a function of epidemiological factors and the behavioral factors listed above. For uninfected people in each risk group, the probability of becoming infected in a year is given by the following equation:

$$P_{s,r,t} = \{1 - [\text{Prev}_{s',r,t} \times (1 - r_s \times S_{s,r,t} \times \text{STI}_{s,r,t} \times \text{MC}_t \times C_{r,t} \times \text{PrEP}_{r,s,t} \times \text{ART}_{s,t})^a + (1 - \text{Prev}_{s',r,t})^n]\}$$

Where:

$P_{s,r,t}$ = Annual probability of becoming infected for a person of sex *s* in risk group *r* at time *t*

$\text{Prev}_{s',r,t}$ = HIV prevalence of the opposite sex in risk group *r* at time *t*

r_s = probability of transmission per sex act by type of act (heterosexual, homosexual)

$S_{s,r,t}$ = multiplier based on the stage of infection (primary stage, chronic stage or late stage)

$\text{MC}_{r,t}$ = multiplier based on male circumcision status

$\text{STI}_{r,t}$ = multiplier based on STI prevalence

$C_{r,t}$ = multiplier based on condom use

$\text{PrEP}_{r,s,t}$ = multiplier based on the use of PrEP

$\text{ART}_{s,t}$ = multiplier based on ART use

$a_{r,t}$ = number of acts per partner per year in risk group *g* at time *t*

$n_{r,t}$ = number of partners per year in risk group *g* at time *t*

The multipliers on the probability of infection per act (MC, C, PrEP and ART) are based on the probability of circumcision, condom, PrEP or ART use and the effectiveness of each in preventing the transmission of HIV. Effectiveness rates used in this analysis are 0.6 for male circumcision⁹⁻¹¹, 0.8 for condoms⁴, 0.8 for PrEP¹²⁻¹⁵ and 0.95 for ART¹⁶. The probability of infection per act and the STI and stage of infection multipliers are selected from within published ranges to best fit the epidemic in each country. Ranges are 0.0008 – 0.0016 for the probability of infection per act^{17,18}, 2-11 for STIs^{19,20}, 0.8-44 for primary stage infection²¹⁻²³ and 4-12 for symptomatic stage infection²¹. Condom coverage represents the percentage of sexual acts that involve condom use. Since the model does not track individuals separately, it does not distinguish between consistent and inconsistent use. Each condom used has the effect of reducing the probability of transmission for that act. The cumulative impact across all acts is the net effect of condom use.

We applied the Goals model to 77 countries that together account for 94% of new infections globally in 2019 (<https://aidsinfo.unaids.org/>) and then scaled-up the result to correspond to the global epidemic. The full list of countries included is in *Underlying data*⁸. The model is implemented for each individual country by using country-specific data for demographic indicators (base year population, fertility, mortality, and migration) (<https://population.un.org/wpp/>), behavioral indicators (number and type of partners, condom use) from national household surveys (<https://www.statcompiler.com/en/>), and HIV program data (number of people on ART and number

of women receiving prophylaxis to prevent mother-to-child transmission (PMTCT) and number of male circumcisions) (<https://aidsinfo.unaids.org/>). The model is fit to data on prevalence from surveys, surveillance, and routine testing by varying the epidemiological parameters within published ranges. The ranges used for the epidemiological parameters and the fitted values by country are provided in the underlying data.

Once the model was fit to each country's actual epidemic we conducted three analyses: (1) a retrospective analysis that estimates the number of additional HIV infections that would have happened if condom use rates stayed constant from 1990 to 2019, (2) a prospective analysis that compares the number of new HIV infections expected to occur between 2020 and 2030 if condom use rates remain at 2019 levels or increase to reach UNAIDS targets of 95% of casual and sex work contacts protected by condom use by 2025, and (3) a prospective analysis that compares constant condom use rates from 2019 to 2030 with a future where all key HIV interventions increase to UNAIDS targets by 2030²⁴ for key populations (sex workers, MSM, PWID, transgender people and prisoners), adolescent girls and young women, adolescent boys and young men, adults aged 25+, HIV-positive pregnant women and people living with HIV. Comprehensive services are targeted to the appropriate populations and include testing, treatment, condoms provision, needle and syringe exchange, opioid substitution therapy, PrEP, PEP comprehensive sexuality education, economic empowerment, voluntary medical male circumcision and prevention of mother-to-child transmission. These scenarios are illustrated in [Table 2](#).

We tested the sensitivity of the model results to the assumed effectiveness of condoms in averting HIV infection by also running simulations with the effectiveness of condoms set to the low end of the 95% confidence interval (0.50) and with the high end (0.94).

Results

According to UNAIDS estimates, the annual number of new HIV infections worldwide increased to a peak of about

2.8 million around 1998 and then declined to 1.7 (1.2 – 2.2) million by 2019²⁵. Model simulations with no increase in condom use rates after 1990 project that the annual number of new HIV infections would have increased to nearly 11 million by 2019 ([Figure 1](#)).

The difference between the lines represents 117 million infections averted from 1990-2019 due to increased condom use. Without the condom scale-up the cumulative number of new infections would have been 160 percent larger. About 45% of the estimated infections averted are in sub-Saharan Africa, 37% in Asia and the Pacific, 10% in Latin America and the Caribbean and 4% each in the Eastern Europe and Central Asia region and the Western and Central Europe and North America region. Impact for each of the modeled countries is shown in the *Underlying data*⁸. The largest absolute impacts, in terms of infections averted, are seen in the countries with the largest populations or highest prevalence (South Africa, India, China, Kenya and Tanzania) while the highest relative impact occurs in countries with low burden currently where condom use helped to avert a larger epidemic (Guatemala, China, United Kingdom, Italy, Mongolia and Bangladesh).

The sensitivity analysis of condom effectiveness indicates that the estimate of 117 million infections averted could be as low as 70 million or as high as 130 million.

We do not know how many condoms were used globally between 1990 and 2019 but if we assume that condom use was very low in 1990 and scaled up to near today's rates by 2010 and remained approximately constant from 2010 to 2019, then total condom consumption for HIV prevention would have been around 160 billion for that period. This implies a global average of about 1300 condoms per infection averted. At an average cost per condom distributed of about \$0.18²⁶ the cost per infection averted by condoms during 1990–2019 is about \$230.

[Figure 2](#) shows the two projections from 2019 to 2030. If condom use rates remained at their 2019 levels and all other interventions also had constant coverage, then the annual

Table 2. Scenario descriptions.

Scenario	Condom coverage	Coverage of other prevention interventions
Retrospective: 1990-2019		
- Counterfactual	Constant at 1990 levels	Actual
- Actual	Actual	Actual
Prospective: 2020-2030		
- Counterfactual	Constant at 2019 levels	Constant at 2019 levels
- Condom scale-up	95% of casual and sex work contacts protected by condoms by 2025	Constant at 2019 levels
- UNAIDS targets	95% of casual and sex work contacts protected by condoms by 2025	Scale up to all UNAIDS targets by 2025

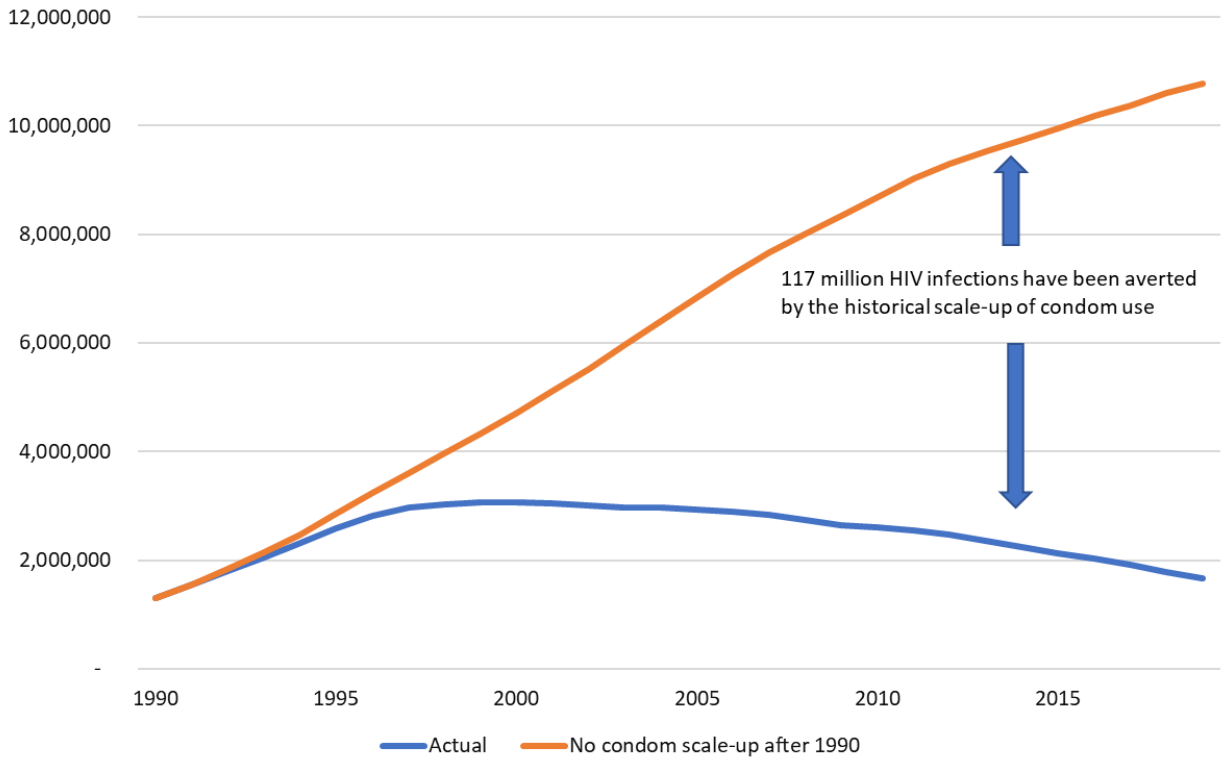


Figure 1. Number of new HIV infections with and without historical scale-up of condom use.

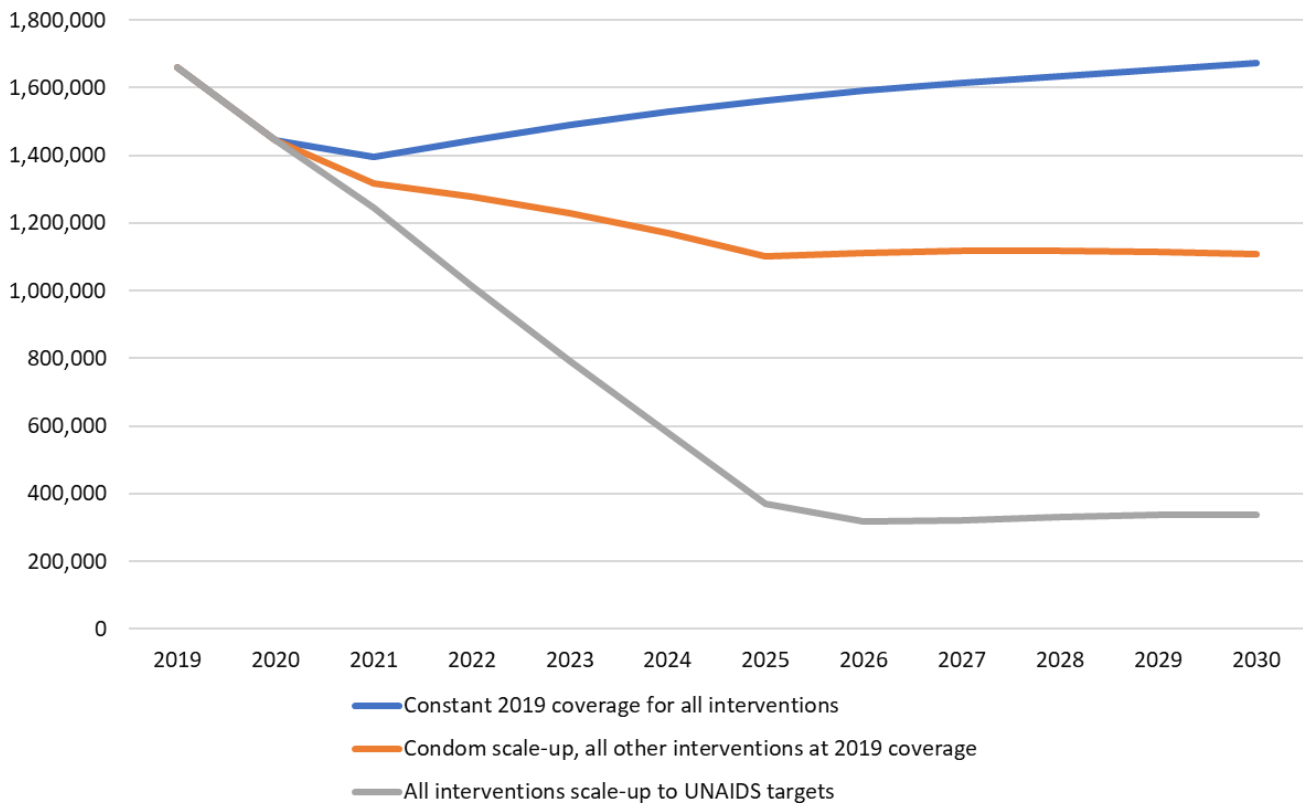


Figure 2. Number of new HIV infections in the future under three scenarios.

number of new HIV infections would rise slowly due to constant incidence and a growing population. If condom use rates scaled-up everywhere to the UNAIDS target of 95% of all risky sex acts and all other prevention interventions remained at 2019 coverage levels, then the number of new infections would decline to 1.1 million 2030. The difference between these two lines indicates that condom scale-up would avert about 3.6 million HIV infections over that period, about 20% of those that would occur without condom scale-up. [Figure 2](#) also shows that the rapid scale-up of condom use could produce about one-third the impact as the full UNAIDS strategy, which scales up all the intervention mentioned above to UNAIDS targets.

Discussion

Condom use has increased dramatically since the beginning of the HIV epidemic. Today, approximately 16 billion condoms are used annually to prevent infections and unintended pregnancies. Condom use has impacted the HIV epidemic and avoided a much worse HIV epidemic than has actually evolved. Condoms can play a key role in future efforts, such as the Fast-Track initiative to end AIDS as a public health threat by 2030²⁷.

The number of HIV new infections under the retrospective counterfactual scenario of no increase in condom use after 1990, which reaches 11million by 2019, is quite high compared to the actual level of about 1.7 million. But this just illustrates the benefits of early intervention. Early increases in condom use among key populations, in particular sex workers and their clients, as well as with non-regular partners has slowed early transmission and helped to avert a much larger epidemic in the general population.

There are several limitations to this analysis. We rely on self-reports of condom use in national surveys that may overstate actual use. The effectiveness of condoms depends on correct and consistent use but our measures of these factors are not well developed. Our modeling estimates the impact of condom use in aggregate population groups but does not model individual behavior. Using these data our models can replicate historical epidemic trends in the countries modeled but that does not ensure that they are correct. Findings of this analysis are, however, broadly consistent with other mathematical modelling analyses of the impact of condom use^{28,29}. In spite of above-mentioned limitations, the case for the importance of condoms as an ongoing component of HIV programming is compelling.

Condoms are a good investment. The total cost to prevent one new HIV infection with condoms is small compared to life-time costs of treatment meaning that condom investments now will save future expenditures on treatment. Since many people rely on free or subsidized condoms, it is crucial to ensure adequate funding for condom programs, including demand creation activities and frequent behavioral data collection.

While condoms are not a magic bullet that alone can control the HIV epidemic, they remain a critical part of the prevention response. Unfortunately, support for condom social marketing programs has been decreasing in recent years³⁰. International and domestic financing should continue to support general population condom programs even as new technologies are introduced that are targeted to the highest risk populations. Condom programs remain among the most cost-effective interventions in the response and provide other health benefits including prevention of other sexually transmitted infections and protection against unwanted pregnancies¹. Past experience has shown that we do know how to promote and distribute condoms and that many people will use them if they are available. Recent declines in condom investments especially around demand creation implies that the younger generation have not been exposed to relevant condom promotion and condom use skills, a worrisome trend given the relative size of young populations in low- and middle-income countries.

Data availability

Underlying data

Zenodo: JGStover/Data-for-condom-impact-paper-on-Gates-Open-Research: Impact of condoms. <https://doi.org/10.5281/zenodo.4898086>⁸.

This project contains the following underlying data:

- Appendix Table 1.csv (number of new HIV infections by country from 1990-2019 according to actual trends or a counterfactual scenario in which rates of condom use remain at 1990 levels)

Zenodo: JGStover/Data-for-condom-impact-paper-on-Gates-Open-Research: Impact of condoms. <https://doi.org/10.5281/zenodo.4898086>⁸.

This project contains the following extended data:

- Parameter ranges used for model fitting.docx (the ranges for key epidemiological factors used in model fitting)
- Fitted parameter values by county.docx (final fitted values for key epidemiological parameters for each country)
- Calculation code (the Delphi code for the simulation calculations in the Goals in .PAS format)

Data are available under the terms of the [Creative Commons Zero "No rights reserved" data waiver](#) (CC0 1.0 Public domain dedication).

Acknowledgements

The authors express their appreciation to Gina Dallabetta, Clemens Benedikt and Bidia Deperthes for their review and comments on the first draft.

References

1. Stover J, Rosen JE, Carvalho MN, *et al.*: **The case for investing in the male condom.** *PLoS One.* 2017; **12**(5): e0177108.
[PubMed Abstract](#) | [Publisher Full Text](#) | [Free Full Text](#)
2. DKT: **Contraceptive Social Marketing Statistics.** accessed on April 13, 2021.
[Reference Source](#)
3. Weller S, Davis K: **Condom effectiveness in reducing heterosexual HIV transmission.** *Cochrane Database Syst Rev.* 2002; (1): CD003255.
[PubMed Abstract](#) | [Publisher Full Text](#)
4. Holmes KK, Levine R, Weaver M: **Effectiveness of condoms in preventing sexually transmitted infections.** *Bull World Health Organ.* 2004; **82**(6): 454–61.
[PubMed Abstract](#) | [Free Full Text](#)
5. Trussell J: **Contraceptive Efficacy.** In Hatcher RA, Trussell J, Nelson AL, Cates W, Kowal D, Policar M. *Contraceptive Technology: Twentieth Revised Edition.* New York NY: Ardent Media, Table 3-2. 2011.
[Publisher Full Text](#)
6. Rutenberg N: **The fertility impact of inconsistent use of contraception.** Washington, DC: The Futures Group International. 1993.
7. Stover J, Hallett TB, Wu Z, *et al.*: **How Can We Get Close to Zero? The Potential Contribution of Biomedical Prevention and the Investment Framework towards an Effective Response to HIV.** *PLoS One.* 2014; **9**(11): e111956.
[PubMed Abstract](#) | [Publisher Full Text](#) | [Free Full Text](#)
8. JGStover: **JGStover/Data-for-condom-impact-paper-on-Gates-Open-Research: Impact of condoms (Version v1.0).** *Zenodo.* 2021.
<http://www.doi.org/10.5281/zenodo.4898086>
9. Auvert B, Taljaard D, Lagarde E, *et al.*: **Randomized, Controlled Intervention Trial of Male Circumcision for Reduction of HIV Infection Risk: The ANRS 1265 Trial.** *PLoS Med.* 2005; **2**(11): e298.
[PubMed Abstract](#) | [Publisher Full Text](#) | [Free Full Text](#)
10. Gray RH, Kigozi G, Serwadda D, *et al.*: **Male circumcision for HIV prevention in men in Rakai, Uganda: a randomised trial.** *Lancet.* 2007; **369**(9562): 657–66.
[PubMed Abstract](#) | [Publisher Full Text](#)
11. Bailey RC, Moses S, Parker CB, *et al.*: **Male circumcision for HIV prevention in young men in Kisumu, Kenya: a randomised controlled trial.** *Lancet.* 2007; **369**(9562): 643–56.
[PubMed Abstract](#) | [Publisher Full Text](#)
12. Abdool Karim Q, Abdool Karim SS, Frohlich JA, *et al.*: **Effectiveness and safety of tenofovir gel, an antiretroviral microbicide, for the prevention of HIV infection in women.** *Science.* 2010; **329**(5996): 1168–1174.
[PubMed Abstract](#) | [Publisher Full Text](#) | [Free Full Text](#)
13. Grant RM, Lama JR, Anderson PL, *et al.*: **Preexposure Chemoprophylaxis for HIV Prevention in Men Who Have Sex with Men.** *N Engl J Med.* 2010; **363**(27): 2587–2599.
[PubMed Abstract](#) | [Publisher Full Text](#) | [Free Full Text](#)
14. Baeten JM, Donnell D, Ndase P, *et al.*: **Antiretroviral Prophylaxis for HIV Prevention in Heterosexual Men and Women.** *N Engl J Med.* 2012; **367**(5): 399–410.
[PubMed Abstract](#) | [Publisher Full Text](#) | [Free Full Text](#)
15. Thigpen MC, Kebaabetswe PM, Paxton LA, *et al.*: **Antiretroviral Preexposure Prophylaxis for Heterosexual HIV Transmission in Botswana.** *N Engl J Med.* 2012; **367**(5): 423–34.
[PubMed Abstract](#) | [Publisher Full Text](#)
16. Cohen MS, Chen YQ, McCauley M, *et al.*: **Prevention of HIV-1 Infection with Early Antiretroviral Therapy.** *N Engl J Med.* 2011; **365**(6): 493–505.
[PubMed Abstract](#) | [Publisher Full Text](#) | [Free Full Text](#)
17. Baggaley RF, Fraser C: **Modelling sexual transmission of HIV: testing the assumptions, validating the predictions.** *Curr Opin HIV AIDS.* 2010; **5**(4): 269–76.
[PubMed Abstract](#) | [Publisher Full Text](#) | [Free Full Text](#)
18. Gray RH, Wawer MJ, Brookmeyer R, *et al.*: **Probability of HIV-1 transmission per coital act in monogamous, heterosexual, HIV-1-discordant couples in Rakai, Uganda.** *Lancet.* 2001; **357**(9263): 1149–53.
[PubMed Abstract](#) | [Publisher Full Text](#)
19. Galvin SR, Cohen MS: **The Role of Sexually Transmitted Diseases in HIV Transmission.** *Nat Rev Microbiol.* 2004; **2**(1): 33–42.
[PubMed Abstract](#) | [Publisher Full Text](#)
20. Powers KA, Poole C, Pettifor AE, *et al.*: **Rethinking the heterosexual infectivity of HIV-1: a systematic review and meta-analysis.** *Lancet Infect Dis.* 2008; **8**(9): 553–63.
[PubMed Abstract](#) | [Publisher Full Text](#) | [Free Full Text](#)
21. Boily MC, Baggaley RF, Wang L, *et al.*: **Heterosexual risk of HIV-1 infection per sexual act: systematic review and meta-analysis of observational studies.** *Lancet Infect Dis.* 2009; **9**(2): 118–29.
[PubMed Abstract](#) | [Publisher Full Text](#) | [Free Full Text](#)
22. Pinkerton SD: **Probability of HIV transmission during acute infection in Rakai, Uganda.** *AIDS Behav.* 2008; **12**(5): 677–84.
[PubMed Abstract](#) | [Publisher Full Text](#) | [Free Full Text](#)
23. Blaser N, Wettstein C, Estill J, *et al.*: **Impact of viral load and the duration of primary infection on HIV transmission: systematic review and meta-analysis.** *AIDS.* 2014; **28**(7): 1021–1029.
[PubMed Abstract](#) | [Publisher Full Text](#) | [Free Full Text](#)
24. UNAIDS: **Prevailing Against Pandemics by Putting People at the Centre.** United Nations Joint Programme on HIV/AIDS, Geneva, Switzerland. 2020.
[Reference Source](#)
25. UNAIDS: **UNAIDS Data 2020.** Joint United Nations Programme on HIV/AIDS, 2020.
[Reference Source](#)
26. PSI: **Annual Cost Effectiveness Report.** 2009.
[Reference Source](#)
27. Stover J, Bollinger L, Izazola JA, *et al.*: **What is Required to End the AIDS Epidemic as a Public Health Threat by 2030? The Cost and Impact of the Fast-Track Approach.** *PLoS One.* 2016; **11**(5): e0154893.
[PubMed Abstract](#) | [Publisher Full Text](#) | [Free Full Text](#)
28. Chiu C, Johnson LF, Jamieson L, *et al.*: **Designing an optimal HIV programme for South Africa: Does the optimal package change when diminishing returns are considered?** *BMC Public Health.* 2017; **17**(1): 143.
[PubMed Abstract](#) | [Publisher Full Text](#) | [Free Full Text](#)
29. Johnson LF, Hallett TB, Rehle TM, *et al.*: **The effect of changes in condom usage and antiretroviral treatment coverage on human immunodeficiency virus incidence in South Africa: a model-based analysis.** *J R Soc Interface.* 2012; **9**(72): 1544–1554.
[PubMed Abstract](#) | [Publisher Full Text](#) | [Free Full Text](#)
30. Smith B, Mann C, Jones C, *et al.*: **Challenged and Recommendations for Reaching “Fast-Track” Targets for Condom Use.** Mann Global Health, 2019.
[Reference Source](#)

Open Peer Review

Current Peer Review Status: ? ?

Version 1

Reviewer Report 05 November 2021

<https://doi.org/10.21956/gatesopenres.14517.r31288>

© 2021 Shibanuma A. This is an open access peer review report distributed under the terms of the [Creative Commons Attribution License](#), which permits unrestricted use, distribution, and reproduction in any medium, provided the original work is properly cited.



Akira Shibanuma

Department of Community and Global Health, Graduate School of Medicine, The University of Tokyo, Tokyo, Japan

This study developed a mathematical model for the incidence of HIV infection in 77 high HIV burden countries to estimate the difference in the incidence between the cases of the actual and hypothetical condom coverage among risk populations of HIV infection. This prevalence highlights the importance of promoting condom use among these populations. I hope the following points would help the authors update the manuscript.

1. Model: This manuscript does not describe the model in detail, unlike a modelling paper published by the authors (e.g., the PLoS Medicine paper ¹). The model for the incidence in the present study seems to differ substantially from the one in the PLoS Medicine paper (Function (2) in S2 Text) (of course, the purpose of the modelling differed, too). Note that readers in this journal are not necessarily familiar with modelling studies. For example, readers may want to know different roles of $Prev_{s',r,t} \times (1-r_s \times S_{s,r,t} \times STI_{s,r,t} \times MC_t \times C_{r,t} \times PrEP_{s,r,t} \times ART_{s,r,t})^a$ and $(1 - Prev_{s',r,t})$, reasons of using exponential functions with regard to the number of acts per partner and the number of partners. Although there is no citation for the model, the authors may want to add references if the model in the current study was built based on previous works.
2. Values to be input in the model: The authors may want to describe how values of several key variables were obtained, such as the coverage of condom use among each of risk populations in 1990 and onward in each country, the estimated number of these key populations in the past, present, and future years. The authors may want to describe assumptions in the estimated values, if any, in the Methods section and in the limitations in the Discussion section. In addition, values that were input in the model may need to be attached so that readers can verify the validity of the modelling.
3. Sensitivity analysis: For future estimations, the authors may need to consider sensitivity analysis for different parameters and the past and future values of key variables. For

example, it may not be realistic to have fixed values for the number of acts per partner and the number of partners among different key populations in the past or future years. In some countries, it may be difficult to obtain reliable sources for the current statistics for these numbers.

4. Discussion: The discussion section does not contain the interpretations of findings, comparisons of findings in this study with ones in previous studies, and implications for the global targets related to HIV/AIDS.

References

1. Stover J, Glabius R, Teng Y, Kelly S, et al.: Modeling the epidemiological impact of the UNAIDS 2025 targets to end AIDS as a public health threat by 2030. *PLoS Med.* **18** (10): e1003831 [PubMed Abstract](#) | [Publisher Full Text](#)

Is the work clearly and accurately presented and does it cite the current literature?

No

Is the study design appropriate and is the work technically sound?

Yes

Are sufficient details of methods and analysis provided to allow replication by others?

No

If applicable, is the statistical analysis and its interpretation appropriate?

Partly

Are all the source data underlying the results available to ensure full reproducibility?

No

Are the conclusions drawn adequately supported by the results?

Partly

Competing Interests: No competing interests were disclosed.

Reviewer Expertise: community health; health promotion; maternal, newborn, and child health; immigration and health; prevention and control of infectious diseases

I confirm that I have read this submission and believe that I have an appropriate level of expertise to confirm that it is of an acceptable scientific standard, however I have significant reservations, as outlined above.

Author Response 04 Feb 2022

John Stover, Avenir Health, Glastonbury, USA

Reviewer #2

Akira Shibamura, Department of Community and Global Health, Graduate School of Medicine, The University of Tokyo, Tokyo, Japan

This study developed a mathematical model for the incidence of HIV infection in 77 high HIV burden countries to estimate the difference in the incidence between the cases of the actual and hypothetical condom coverage among risk populations of HIV infection. This prevalence highlights the importance of promoting condom use among these populations. I hope the following points would help the authors update the manuscript.

- Model: This manuscript does not describe the model in detail, unlike a modelling paper published by the authors (e.g., the PLoS Medicine paper ¹). The model for the incidence in the present study seems to differ substantially from the one in the PLoS Medicine paper (Function (2) in S2 Text) (of course, the purpose of the modelling differed, too). Note that readers in this journal are not necessarily familiar with modelling studies. For example, readers may want to know different roles of $Prev_{s,r,t} \times (1-r_s \times S_{s,r,t} \times STI_{s,r,t} \times MC_t \times C_{r,t} \times PrEP_{s,r,t} \times ART_{s,r,t})^a$ and $(1 - Prev_{s,r,t})$, reasons of using exponential functions with regard to the number of acts per partner and the number of partners. Although there is no citation for the model, the authors may want to add references if the model in the current study was built based on previous works.

Response: We do provide a citation for the full model details when we say 'Complete model details are available elsewhere [24].' That reference provides equations and data sources. This is the same model used in the PLoS Medicine paper. We have added a citation to the PLoS Medicine paper to make that clear. We have also added some clarification to the use of the number of acts per partner and the number of partners as exponents in the equation.

- Values to be input in the model: The authors may want to describe how values of several key variables were obtained, such as the coverage of condom use among each of risk populations in 1990 and onward in each country, the estimated number of these key populations in the past, present, and future years. The authors may want to describe assumptions in the estimated values, if any, in the Methods section and in the limitations in the Discussion section. In addition, values that were input in the model may need to be attached so that readers can verify the validity of the modelling.

Response: We have added a description of the sources of information on historical condom use and the estimation of key population sizes. Table 1 shows the reported condom use rates by population group and country.

- Sensitivity analysis: For future estimations, the authors may need to consider sensitivity analysis for different parameters and the past and future values of key variables. For example, it may not be realistic to have fixed values for the number of acts per partner and the number of partners among different key populations in the past or future years. In some countries, it may be difficult to obtain reliable sources for the current statistics for these numbers.

Response: Yes, we agree that these inputs are not well known and have added some text in the limitations paragraph to acknowledge this.

- Discussion: The discussion section does not contain the interpretations of findings, comparisons of findings in this study with ones in previous studies, and implications for the global targets related to HIV/AIDS.

Response: We have added comparisons to four other studies and expanded the discussion to include implications for the global targets.

Competing Interests: No competing interests were disclosed.

Reviewer Report 01 July 2021

<https://doi.org/10.21956/gatesopenres.14517.r30763>

© 2021 Modisaotsile I et al. This is an open access peer review report distributed under the terms of the [Creative Commons Attribution License](#), which permits unrestricted use, distribution, and reproduction in any medium, provided the original work is properly cited.



Innocent Modisaotsile

United Nation Population Fund, UNFPA, New York, NY, USA

Willis Odek

UNFPA, New York, NY, USA

This study presents a retrospective (since 1990) and prospective (up to 2030) analysis of the role of condoms in averting new HIV infections using the Goal Model in 77 countries. The model parameters are clearly spelled out and justified. The analysis uses data collected through representative general population surveys. While the analysis focuses on the role of condoms in averting new HIV infections, it also models the effect of other HIV prevention interventions on new HIV infections. We were concerned upfront about the accuracy of condom use estimates from general population surveys, but this limitation has been duly acknowledged by the authors and reflected in the interpretation of results with a caveat that the analysis does not measure consistent condom use, which is a behavioral factor.

It would be helpful to clarify or elaborate further on the following:

1. The rationale for setting the baseline analysis period to 1990, especially given the emergence of new HIV prevention tools, including ART, and their roll out to most affected countries only towards the year 2000.
2. The formula for estimating the probability of becoming infected in a year includes a parameter on HIV prevalence of the opposite sex. Considering that in many regions, gay men and men who have sex with men contribute significantly to new infections (64% in West and central Europe, 44% in Asia and the Pacific as well as Latin America – source: 'UNAIDS 2021, Global Commitment, Local Action - After 40 years of AIDS, charting a course to end the pandemic' (link to source available [here](#)) - how did we address this parameter?
3. The paper also indicates that private sector contributes 60% of condoms in at least 55 countries based on DHS. While this might be a global average, for other regions such as

sub-Saharan Africa, the major contributor is the public sector, with the private sector contributing less than 20%. It might be worth noting the exceptions, especially given the importance of free condoms in the African continent..

Given its estimation of some 117 million new HIV infections averted since 1990 due to scale up of condom use, the paper should include a strong programmatic recommendation for effective integration of condom programming with other HIV prevention interventions, including sexual and reproductive health and rights.

Is the work clearly and accurately presented and does it cite the current literature?

Yes

Is the study design appropriate and is the work technically sound?

Yes

Are sufficient details of methods and analysis provided to allow replication by others?

Yes

If applicable, is the statistical analysis and its interpretation appropriate?

Yes

Are all the source data underlying the results available to ensure full reproducibility?

Yes

Are the conclusions drawn adequately supported by the results?

Yes

Competing Interests: No competing interests were disclosed.

We confirm that we have read this submission and believe that we have an appropriate level of expertise to confirm that it is of an acceptable scientific standard, however we have significant reservations, as outlined above.

Author Response 04 Feb 2022

John Stover, Avenir Health, Glastonbury, USA

Reviewer # 1

Innocent Modisaotsile, United Nation Population Fund, UNFPA, New York, NY, USA

Willis Odek, UNFPA, New York, NY, USA

This study presents a retrospective (since 1990) and prospective (up to 2030) analysis of the role of condoms in averting new HIV infections using the Goal Model in 77 countries. The model parameters are clearly spelled out and justified. The analysis uses data collected through representative general population surveys. While the analysis focuses on the role of condoms in averting new HIV infections, it also models the effect of other HIV prevention interventions on new HIV infections. We were concerned upfront about the accuracy of condom use estimates from general population surveys, but this limitation has been duly

acknowledged by the authors and reflected in the interpretation of results with a caveat that the analysis does not measure consistent condom use, which is a behavioral factor.

It would be helpful to clarify or elaborate further on the following:

- The rationale for setting the baseline analysis period to 1990, especially given the emergence of new HIV prevention tools, including ART, and their roll out to most affected countries only towards the year 2000.

Response: While the scale-up of key programs such as ART, PMTCT and VMMC only took place after 2000, increases in condom use started much earlier. In the 1990s programs focused on ABC (Abstinence, Be Faithful and Condoms). We wanted to capture the full benefits of increases in condom use by starting the analysis in 1990.

- The formula for estimating the probability of becoming infected in a year includes a parameter on HIV prevalence of the opposite sex. Considering that in many regions, gay men and men who have sex with men contribute significantly to new infections (64% in West and central Europe, 44% in Asia and the Pacific as well as Latin America – source: 'UNAIDS 2021, Global Commitment, Local Action - After 40 years of AIDS, charting a course to end the pandemic' (link to source available [here](#)) - how did we address this parameter?

Response: Thank you for catching that. The formula actually uses prevalence in the partner population whether the partner is the opposite or same sex. We have revised the variable description to show that.

- The paper also indicates that private sector contributes 60% of condoms in at least 55 countries based on DHS. While this might be a global average, for other regions such as sub-Saharan Africa, the major contributor is the public sector, with the private sector contributing less than 20%. It might be worth noting the exceptions, especially given the importance of free condoms in the African continent.

Response: We have updated the text to include the latest data from DHS and social marketing which indicate that 60-70% of those using condoms for contraception get them from public sources and social marketing accounts for nearly 2 billion condoms each year.

- Given its estimation of some 117 million new HIV infections averted since 1990 due to scale up of condom use, the paper should include a strong programmatic recommendation for effective integration of condom programming with other HIV prevention interventions, including sexual and reproductive health and rights.

Response: We feel that we do make a strong recommendation for continued support for condom programming in the last paragraph of the discussion.

Competing Interests: No competing interests were disclosed.