


 Cite this: *RSC Adv.*, 2022, 12, 9373

 Received 31st January 2022
 Accepted 14th March 2022

DOI: 10.1039/d2ra00657j

rsc.li/rsc-advances

A minireview on the synthesis of single atom catalysts

 Jiawen Guo,^a Huimin Liu,^{ID} *^a Dezheng Li,^a Jian Wang,^a Xavier Djitcheu,^a Dehua He^{ID} ^b and Qijian Zhang^{ID} *^a

Single atom catalysis is a prosperous and rapidly growing research field, owing to the remarkable advantages of single atom catalysts (SACs), such as maximized atom utilization efficiency, tailorable catalytic activities as well as supremely high catalytic selectivity. Synthesis approaches play crucial roles in determining the properties and performance of SACs. Over the past few years, versatile methods have been adopted to synthesize SACs. Herein, we give a thorough and up-to-date review on the progress of approaches for the synthesis of SACs, outline the general principles and list the advantages and disadvantages of each synthesis approach, with the aim to give the readers a clear picture and inspire more studies to exploit novel approaches to synthesize SACs effectively.

1. Introduction

Single atom catalysis describes a process in which a single atom on a catalyst surface drives a catalytic reaction.^{1,2} The catalyst with a single atom on its surface is called a single atom catalyst (SAC). The concept of SAC was raised up by Zhang *et al.* in 2011, based on a study that a catalyst with Pt atoms singly dispersed on FeO_x (named as Pt₁/FeO_x) was much superior in CO oxidation reaction than its nanoparticle counterpart.³ The

individually dispersed active sites on SACs can ① tune electronic states, which directly or indirectly regulates the catalytic activity, and ② minimize the number of binding configuration choices between reactants and SACs, which consequently leads to an extremely high selectivity towards the target product.^{4–9}

Initiated by this seminal work, the nomenclature of SACs (M₁/Support) has become widely accepted, which sparked researchers' interest and boosted extensive studies.^{10–20} It has been proved that synthesis approaches play crucial roles in determining the properties of SACs, such as crystallinity, composition, morphology, pore structure and valence states, which eventually contributes to the performance of SACs.

Over the past few years, significant efforts have been devoted to the synthesis of SACs. To the best of our knowledge, tens of methods have been adopted to synthesize SACs. In this review, we summarize the scientific achievements of synthesis

^aSchool of Chemical and Environmental Engineering, Liaoning University of Technology, Jinzhou 121001, P. R. China. E-mail: liuhuimin08@tsinghua.org.cn; zhangqijian@tsinghua.org.cn

^bInnovative Catalysis Program, Key Lab of Organic Optoelectronics & Molecular Engineering of Ministry of Education, Department of Chemistry, Tsinghua University, Beijing 100084, China



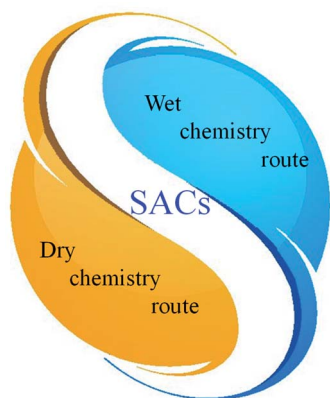
Jiawen Guo graduated from Liaoning University of Technology with a bachelor's degree in 2021. She is currently studying for a master's degree in Liaoning University of Technology, with a specialty of catalysis design.



Prof. Huimin Liu received her PhD degree from Tsinghua University, China (2013), and then joined Kansai University (2013–2014), National Institute of Materials Science (NIMS, 2014–2017) and the University of Sydney (2017–2019) as post-doctoral researcher and Lecturer. Now she is working in Liaoning University of Technology as a professor. Her research interests are photo-

chemistry, environmental chemistry and heterogeneous catalyst design.





Scheme 1 Classification of the synthesis approaches of SACs.

approaches of SACs to the catalysis community, aiming at providing a clear picture and inspiring more studies to exploit novel and effective approaches to synthesize SACs.

2. Synthesis approaches of SACs

In this section, we divide the synthesis approaches into dry chemistry route and wet chemistry route (Scheme 1), review the general principles of the approaches to synthesize SACs and compare the advantages and disadvantages of each synthesis approach.

2.1 Dry chemistry routes

2.1.1 Atomic layer deposition (ALD) method. ALD method also referred as atomic layer epitaxy. It was originally proposed by Finnish scientists in 1970s and developed for the preparation of polycrystalline fluorescent materials ZnS:Mn²⁺-²⁸ and amorphous Al₂O₃ insulating film,²⁹⁻³¹ and recently it has been successfully used for the preparation of SACs.

An ALD reactor is indispensable for the synthesis of SACs *via* ALD method. The schematic illustration of a typical ALD reactor is displayed in Fig. 1. Its core is a chamber consisting of a static or rotary bed of substrates. The precursor vapor is pulsed into

the chamber, where it diffuses and permeates to reach and coat the substrate surfaces.

The most common mechanism for synthesizing SACs *via* ALD method is the ligand exchange reactions, in which the ligands or functional groups on the substrate react with the precursor. When ALD method is used to synthesize SACs, catalyst support is the substrate placed in the chamber, into which the pulse stream of precursor containing the atomically dispersed active component diffuses and reacts with the ligands or functional groups on support surface (the schematic illustration is displayed in Fig. 2).³³⁻⁴⁰ The stream of precursor is stopped when the reaction between the precursor and the substrate completes. The residuals of the precursor vapor and byproducts are purged with an inert gas or evacuated at high vacuum. These two steps are called the first half-reaction. After the first half-reaction, one ALD cycle is finished. If multiple ALD cycles are needed, a second stream of precursor is pulsed into the chamber to regenerate the ligands or functional groups on support surface. After purging to remove the residuals and byproducts, it is ready for next ALD cycle (the second half-reaction in Fig. 2).

According to the mechanism for the synthesis of SACs *via* ALD method, ligands or functional groups on support are necessary. Carbon, especially graphene, has been proved as excellent candidate support for anchoring metal atoms separately due to its unique electronic and structural properties, which facilitate the bonding between the singly dispersed atoms and carbon support through Metal-C and Metal-O-C coordination.⁴¹ Using the ALD method, a number of graphene supported SACs, such as Pt₁/graphene, Pd₁/graphene and Co₁/graphene, have been successfully prepared.⁴²⁻⁴⁸

Here the synthesis of Co₁/SiO₂ is taken as an example.³⁶ Gorte *et al.* utilized tris (2,2,6,6-tetramethyl-3,5-heptanedionato) cobalt(III) as ALD precursor, 0.7 g SiO₂ were evacuated and exposed to 5 Torr of precursor vapor at 250 °C for 5 min, after removing the excessive precursors *via* evacuation and removing the ligands *via* oxidizing it in a muffle furnace at 500 °C for 7 min, one ALD cycle is finished and Co₁/SiO₂ is obtained. The number of singly dispersed atoms on SACs could be controlled by adjusting the number of ALD cycles. Gorte *et al.* further



Prof. Dehua He received his PhD degree from Tokyo Institute of Technology, Japan (2013), and then joined Sagami Chemical Research Center (1991-1994) and Japan Institute of Earth Environmental Industry Technology (1999-2000) as guest researcher. He was a visiting scholar at the University of Virginia in 2003. Now he is working at Tsinghua University as a professor. His research inter-

ests are heterogeneous catalyst and homogeneous catalysis design.



Prof. Qijian Zhang received his PhD degree from Tsinghua University, China (1990), and then joined Kitakyushu University (2003-2005) as post-doctoral researcher. Now he is working in Liaoning University of Technology as the director of science and technology division. His research interests are hydrogen production from dimethyl ether reforming, photothermal catalytic reaction, etc.

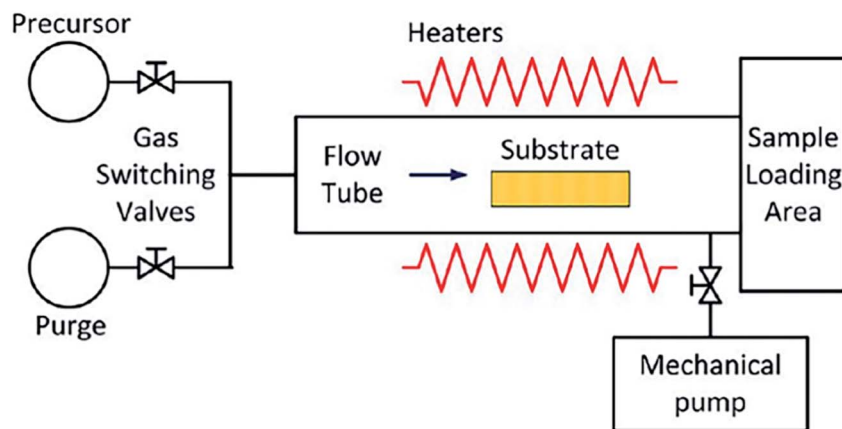


Fig. 1 Schematic illustration of an ALD reactor. This figure has been adapted/reproduced from ref. 32 with permission from American Chemical Society, copyright 2021.

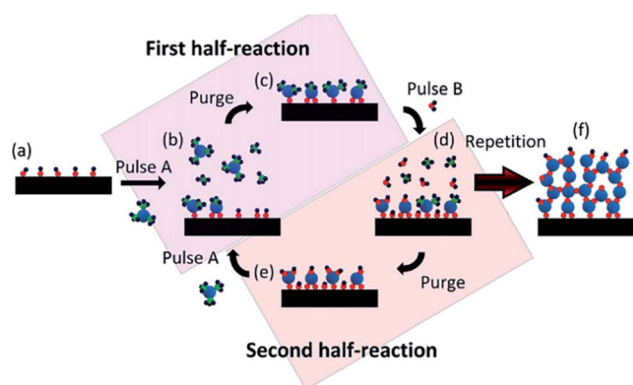


Fig. 2 Schematic illustration of the preparation of SACs by dosing two distinct precursors sequentially to the matrix. This figure has been adapted/reproduced from ref. 32 with permission from American Chemical Society, copyright 2021.

investigated the effects of the number of ALD cycles on the properties of the as-prepared catalysts. They discovered that isolated Co catalyst could be obtained with only one ALD cycle. Co loadings increased linearly with the number of ALD cycles. After several cycles, the single dispersion state of Co remained. Further increasing the number of ALD cycles, Co gradually transformed from the single dispersion state to clusters and eventually to nanoparticles.³⁶

ALD possesses the following advantages, (1) the deposition parameters could be controlled precisely, (2) the desired thickness or size of the deposited precursor could be achieved by adjusting the number of cycles, (3) the deposition uniformity and reproducibility are excellent in spite that slight deviations from the ideal conditions are sometimes observed, and (4) different deposition materials can be controlled precisely at the atomic level to form composites with various morphologies.^{31,49–54} The advantages of ALD make it possible for providing ideal model catalysts for the basic studies of catalysis, which include exploring the effects of particle sizes, surface properties of catalyst supports and encapsulation (or surface

coating) of metal or alloy nanoparticles, on the catalytic performance. In conclusion, ALD is an important approach to synthesize SACs and study the structure–activity relationship over SACs. The drawback is that, only materials with suitable ligands or functional groups could be chosen as support to disperse the metal atoms separately *via* ALD method, meanwhile, this technology is not applicable for the commercial preparation of SACs currently, because of the stability and cost issues (Table 1).

2.1.2 Pyrolysis synthesis method. Pyrolysis synthesis, as the name suggested, is a strategy to synthesize SACs by thermochemically decomposing the organic precursors of the catalysts at elevated temperatures under a specific atmosphere. A series of metal–nitrogen–carbon SACs have been successfully synthesized *via* this method in the past decade.^{55–76}

At present, the precursors for the preparation of SACs by this method are mainly divided into metal–organic frameworks (MOFs), metal phthalocyanine–silica colloid composites, metal–phenanthroline complexes on carbon supports and amino-functionalized rigid molecules. Here, several examples are elaborated to illustrate the preparation procedures for SACs *via* the pyrolysis of the several above-mentioned precursors. (1) For the preparation of stable Co–nitrogen–carbon SAC, bimetallic Zn/Co MOF is an excellent precursor. During the following pyrolysis process, Zn could be selectively evaporated away at high temperatures above 800 °C and Co could be reduced by the carbonization of the organic linker. The loading of singly dispersed Co atoms achieved *via* this method could be high up to 4 wt%.⁷⁷ Other metal–nitrogen–carbon SACs (M = W, Mo, Cu, Zn, Cr, Mn, Fe and Ni) could also be obtained *via* the pyrolysis synthesis method with bimetallic-organic frameworks as precursors.^{78–83} (2) When Co phthalocyanine–silica colloid

Table 1 The metals used in the synthesis of SACs by ALD

Method	Singly dispersed metals
ALD	Pt, Pd, Co, Cu, Fe, Ni, Ti, Zn ³²

composite was used as precursor, singly dispersed Co catalyst Co-N_x/C could be prepared by the pyrolysis of the precursor and the subsequent removal of silica template and cobalt nanoparticles.⁸⁴ The as prepared Co-N_x/C SAC showed extremely high activity, chemoselectivity and stability toward the reduction of nitro compounds by H₂. (3) The noble-metal-free Co-N-C catalyst could also be derived from the pyrolysis of cobalt-phenanthroline complexes on a mesoporous carbon support at high temperatures,⁸⁵ and this Co-N-C catalyst was reported to show high catalytic activity (turnover frequency, TOF, of 3.8 s⁻¹ based on Co single atoms) and good recyclability in the aerobic oxidation of over 28 examples of diverse substrates. (4) The preparation of Pd₁/N-graphene from amino-functionalized rigid molecules is another example for pyrolysis synthesis method. In the preparation procedure, a precursor was firstly obtained by functionalizing the palladium phthalocyanines with four aminophenoxy groups at the periphery of the benzene ring of graphene, which was then pyrolyzed to anchor the isolated Pd atoms.⁸⁶

Taking the Co-N-C catalyst derived from the pyrolysis of cobalt-phenanthroline complexes on a mesoporous carbon support and Pd₁/N-graphene prepared from amino-functionalized rigid molecules as typical examples, high angle annular dark field scanning transmission electron microscopy

(HAADF-STEM) images clearly indicated that the precursors were successfully transformed into singly dispersed atoms (Fig. 3a-d).^{85,86}

The pyrolysis synthesis method is a straightforward route for the preparation of SACs. The singly dispersed atoms could be derived from precursors, in which there are suitable interactions between the metal precursor and support. Generally, the singly dispersed atoms are transitional metals, such as W, Mo, Cu, Zn, Cr, Mn, Fe and Ni, while the supports are originated from MOFs, silica colloids, carbon or amino-functionalized rigid molecules. Upon pyrolysis in a furnace under a specific atmosphere, the precursors gradually decompose, lead to the transformation of precursor to the desired support and single atoms. However, high pyrolysis temperatures are generally required, which makes it an energy intensive process. In addition, up to now, there have been no reports on the synthesis of non-metal-based SACs *via* this method (Table 2).

2.1.3 Atom trapping method. Atom trapping method is a promising approach to synthesize singly dispersed catalysts by utilizing the migration property of metal atoms at elevated temperatures. It was initially adopted for the synthesis of SACs in 2016 by Jones *et al.*, who reported that a thermally stable single atom Pt₁/CeO₂ catalyst was successfully achieved by aging a mixture of Pt/Al₂O₃ and CeO₂ in air at 800 °C to promote the




Fig. 3 HAADF-STEM image of Co-N-C catalyst prepared by the pyrolysis synthesis method (a and b) and Pd₁/N-graphene catalyst prepared by the pyrolysis synthesis method (c and d). These figures have been adapted/reproduced from ref. 85 and 86 with permission from American Chemical Society and Royal Society of Chemistry, copyright 2015 and 2022.

Table 2 Summary of precursors and metals for pyrolysis synthesis of SACs

Method	Precursors	Single-atom metals
Pyrolysis synthesis	MOFs Silica colloids Carbon or amino-functionalized rigid molecules ⁷⁷	W, Mo, Cu, Zn, Cr, Mn, Fe, Ni ^{78–83}

transfer of Pt from Al_2O_3 to CeO_2 , where it was strongly anchored as single site (Fig. 4).⁸⁷ CeO_2 nanorods were more effective than CeO_2 cubes at trapping the Pt atoms. Aging at high temperatures ensured that only the most stable binding sites on CeO_2 were occupied, and thus yielded a sintering-resistant atomically dispersed catalyst.⁸⁷ The transformation of nanoparticles to stable single atoms could be directly observed *via* HAADF-STEM. Fig. 5a–d displayed the evolution of Pd nanoparticles on zinc 2-methylimidazole metal organic framework (ZIF-8) to single atoms. Fig. 5a was the HAADF-STEM image of ZIF-8. During the first stage of heating, the crystalline Pd nanoparticles became larger and the size distribution

became inhomogeneous (Intermediate I, Fig. 5b). Upon heating the second stage, the number of nanoparticles was significantly reduced, and the crystalline Pd nanoparticles were transformed into an amorphous state (Intermediate II, Fig. 5c). With the further extension of heating time, the remaining nanoparticles were fully digested within the substrate. At the same time, ZIF-8 was decomposed and converted into SACs (Fig. 5d).⁸⁸

The atom trapping method is applicable to synthesize a series of SACs, including Pd,⁸⁸ Au,⁸⁸ Cu⁸⁹ and Ni⁹⁰ SACs. These SACs could be synthesized by transforming the relevant nanoparticles in an inert atmosphere above 900 °C, when nitrogen-doped carbon is used as support to capture the mobile atoms.⁸⁸

The atom trapping method is a simple approach for synthesizing SACs. Nevertheless, the approach requires a supply of mobile atoms and a support that can trap the mobile species. Additionally, the very high synthesis temperatures are not favorable from an energy perspective. However, if the catalyst preparation process is applied to high-speed moving automobile exhaust, its temperature can be easily reached under operation, which makes this method very practical (Table 3).

2.1.4 Two-step doping method. Two-step process is effective for doping metal elements atomically into graphene. It is carried out *via* two-steps. Firstly, vacancies are created *via* high energy atom/ion bombardment; then, the vacancies are filled with desired dopants (Fig. 6). Several different elements (including Pt, Co, and In) have been introduced as dopants in the single atom form into graphene *via* the two-step doping method.^{91,92}

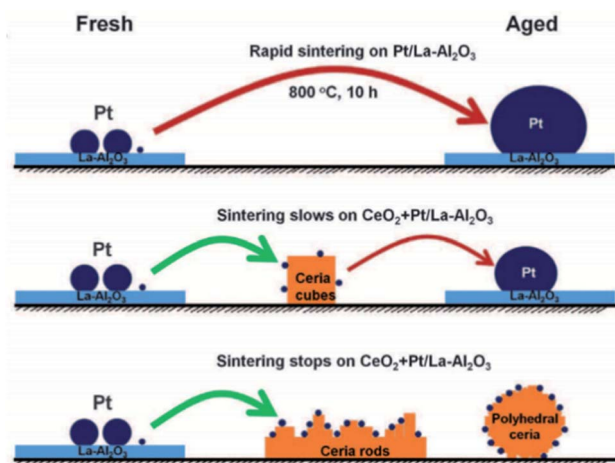



Fig. 4 Illustration of the synthesis of Pt_1/CeO_2 SAC *via* the trapping of mobile Pt by CeO_2 due to the migration of Pt at high temperatures. This figure has been adapted/reproduced from ref. 87 with permission from American Association for the Advancement of Science, copyright 2016.

Table 3 Summary of metals used in the synthesis of SACs by atomic trapping

Method	Synthesis of single-atom metals
Atom trapping	Pt, ⁸⁷ Ru, ⁸⁷ Co, ⁸⁷ Pd, ⁸⁸ Au, ⁸⁸ Cu, ⁸⁹ Ni ⁹⁰



From nanoparticles to single atoms after heating at 900 °C

Fig. 5 Evolution of Pd nanoparticles on ZIF-8 to single atoms *via* HAADF-STEM. (a) Pd nanoparticles on ZIF-8, (b) intermediate I, (c) intermediate II and (d) Pd single atoms. This figure has been adapted/reproduced from ref. 88 with permission from Nature Publishing Group, copyright 2018.




Fig. 6 Schematic illustration of the high-energy particle bombardment process. This figure has been adapted/reproduced from ref. 91 and 92 with permission from American Chemical Society, copyright 2012 and 2015.

Table 4 Summary of metals used in the synthesis of SACs by two-step doping

Method	Synthesis of single-atom metals
Two-step doping	Pt, Co, In, ^{91,92} Fe, ⁹³ Cu, ⁹³ Ni ⁹³

Two-step doping method takes advantages of the easy creation of vacancies on support and the high binding energies between the dopant and the vacancies. To the best of our knowledge, the support of SACs prepared by the two-step doping method is strictly limited to graphene, while the non-dependence on the type of dopants endows wider applications. The catalysts prepared by this method are highly stable due to the high binding energy between the dopant metal and the vacancy; however, high energy atom/ion generator is required to create vacancies if SACs are synthesized through this method (Table 4).

2.1.5 Ball-milling method. As a mechanochemical technique, ball milling method takes advantages of mechanical interactions to convert reactants into products during the reaction process. It plays an important role in synthetic organic chemistry. For example, Gan *et al.* used a simple, green and scalable ball milling method to synthesize a cobalt alloy Pt SAC (Pt₁/Co) in a kilogram-scale. It is reported that the as-prepared Pt₁/Co catalyst gave excellent performance in the hydrodeoxygenation of 5-hydroxymethylfurfural.⁹⁴ The HAADF-STEM image clearly revealed that the platinum atoms in the Pt₁/Co catalyst were finely dispersed on the Co support without obvious Pt aggregation (Fig. 7a), indicating that the ball milling method can realize the scale-up production of SACs.

This work enables kilogram-scale production of Pt₁/Co without scale-up effects, with great potential for practical




Fig. 7 HAADF-STEM image of Pt₁/Co. This figure has been adapted/reproduced from ref. 94 with permission from American Chemical Society, copyright 2020.

applications. It provides a facile and scalable method for the synthesis of single-atom alloy catalysts.⁹⁵

2.2 Wet chemistry routes

2.2.1 Methods taking advantages of the adsorption between single atom precursor and support

2.2.1.1 Facile adsorption method. Facile adsorption method, as the name indicates, the singly dispersed active component is anchored onto the catalyst support *via* a simple adsorption mode. Zhang *et al.* used the facile adsorption method to synthesize Au₁/FeO_x catalyst.⁹⁶ It was reported that, over Au₁/FeO_x catalyst, Au single atoms were separately dispersed on iron oxide crystallites,⁹⁶ and the Au atoms were positively charged and anchored covalently to FeO_x.⁹⁶ The as-prepared Au₁/FeO_x catalyst exhibited ultrahigh stability and remarkable catalytic performance for CO oxidation at a wide temperature range.⁹⁶

The facile adsorption method is an approach to synthesis SACs utilizing the interactions between the active metal element and the support. It is easy and simple to operate, and could be achieved in a common chemistry lab. However, the metals are generally randomly absorbed on the surface of support, therefore, appropriate interaction between the active metal component and catalyst support is required to synthesize SACs successfully. In addition, due to the heterogeneity of support, the dispersion state of the active metal elements could not be well controlled.

2.2.1.2 Strong electrostatic adsorption method. The surface of oxide materials is often covered with a layer of hydroxyl groups. The pH at which the aqueous solution is neutral is termed the point of zero charge (PZC). The oxides are positively charged in aqueous solutions when pH values are below its isoelectric point and negatively charged at the cases when pH values are above its isoelectric point. By adjusting pH values, a monolayer of O⁻, OH or OH₂⁺ could be formed on the surface of oxides. They are capable of anchoring various metal ion complexes *via* strong electrostatic interaction. Taking Pt salt as an example,

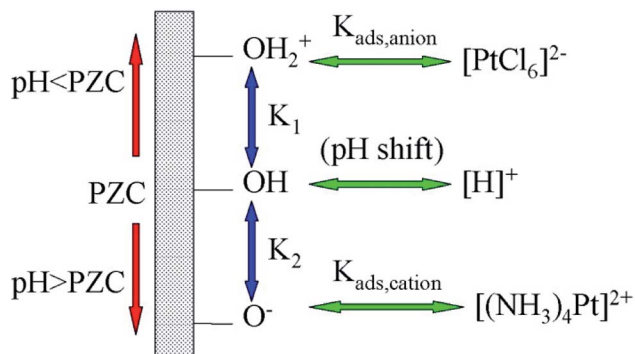


Fig. 8 Mechanism of strong electrostatic adsorption method in the preparation of SACs. This figure has been adapted/reproduced from ref. 98 with permission from American Chemical Society, copyright 2008.

the metal ion complexes are $[(\text{NH}_3)_4\text{Pt}]^{2+}$, $[\text{H}]^+$ or $[\text{PtCl}_6]^{2-}$ (Fig. 8). SACs could be obtained after carefully removing the ligands of the complexes *via* post-treatment.⁹⁷

It is expected that pH, ionic strength as well as the properties of the metal ion complexes play critical roles on the properties of catalysts prepared by the strong electrostatic adsorption method.^{98–100} Morales-Garcia *et al.* computationally investigated the interaction between the singly dispersed Pd atoms and silicalite-1 as well as that between the Pd_n clusters and silicalite-1.¹⁰¹ The interaction between a single Pd atom and silicalite-1 was strong with dominant contribution coming from the electrostatic effects, which resulted in a preferable binding of the isolated Pd atoms to the silanol groups on the external surface of silicalite-1.⁹⁹ On the other hand, the interaction between Pd clusters and silicalite-1 was mainly dispersion interactions, with only a small contribution from electrostatic adsorption, which made Pd clusters preferably located inside the channels of silicalite-1. Pillay *et al.* adopted density functional theory (DFT) study to simulate the grafting of sulfur single atom onto Pt(111) and Pt₃Ni(111) surfaces *via* the strong electrostatic adsorption method.^{102,103} From both the experimental and theoretical reports, it was found that the potential energy surfaces, appropriate functionalization of the support surface and the utilization of metal ion complexes with strong electrostatic interaction to the support, are key factors for the successful preparation of stable SACs.^{102,103}

The strong electrostatic adsorption method is discovered to be effective for preparing high quality SACs, particularly for the preparation of singly dispersed noble metal catalysts. However, the adsorption behavior of metal complexes is influenced greatly by the heterogeneity of functional groups and the presence of various defects on the surface of the oxide matrix. In addition, the pH values of the aqueous solution change with the prolonging of the adsorption time, which might further affect the quality of the resulting SACs.

2.2.1.3 Wetness impregnation method. The wetness impregnation method is one of the typical preparation methods for traditional heterogeneous catalysts. In this approach, an aqueous or organic metal salt solution impregnates the catalyst, with the metal salt adsorbing on support surface. The residual

solvent is removed, commonly by evaporation, to obtain the salt impregnated catalyst. The impregnation process relies greatly on the adsorption capacity of the surface of the support towards the organometallic complexes or inorganic salts.^{104–106} Therefore, the metal salt–support interaction is critical, and significantly influences the amount of metal loading and the dispersion of the metal anchored on the support surface.

When an oxide is employed as the catalyst support and impregnated with an aqueous solution, polarization occurs similarly to that for the strong electrostatic method. In an acidic solution, the surface adsorption sites on the support (M–OH) are positively charged and attract anions. In the alkaline solution, the surface adsorption sites (M–OH) are negatively charged and attract cations. According to the Brunelle adsorption model, the key parameters for controlling the metal dispersion include (1) the type and concentration of the metal salt, (2) the pH value of the aqueous solution, and (3) the type of catalyst support and the functional groups on its surface.

The Al atom in $\gamma\text{-Al}_2\text{O}_3$ is hexa-coordinated and exhibits a penta-coordinated structure after calcination at high temperatures, resulting from the dehydration and removal of hydroxyl groups on the surface of $\gamma\text{-Al}_2\text{O}_3$ and leading to the generation of unsaturated Al sites.¹⁰⁶ By utilizing these unsaturated Al sites on $\gamma\text{-Al}_2\text{O}_3$, which possess the capacity to stabilize single Pt atoms, Kwak *et al.* successfully prepared a single atom Pt₁/ $\gamma\text{-Al}_2\text{O}_3$ catalyst by impregnating $\gamma\text{-Al}_2\text{O}_3$ with an aqueous solution of Pt salt.¹⁰⁷ After introducing the singly dispersed Pt atoms on $\gamma\text{-Al}_2\text{O}_3$ by the impregnation method, the number of penta-coordinated Al atoms was significantly reduced. With the increase of Pt loading, the penta-coordinated Al atom sites were not sufficient to stabilize all Pt single atoms, thus resulting in the formation of larger Pt particles.¹⁰⁷ The HAADF-STEM images of 1 wt% Pt/ $\gamma\text{-Al}_2\text{O}_3$ revealed that most of the Pt species were atomically dispersed and the HAADF-STEM images of 10 wt% Pt/ $\gamma\text{-Al}_2\text{O}_3$ demonstrated the existence of both atomically dispersed Pt and Pt cluster/nanoparticles (Fig. 9).¹⁰⁵

The wetness impregnation method is simple to operate, but it is difficult to ensure uniform dispersion of the metal atoms on the surface of the support and it is not suitable for the preparation of SACs with high metal loadings.^{108,109}

2.2.2 Methods taking advantages of the photochemical and electrochemical properties of single atom precursors/support

2.2.2.1 Photoreduction method. Photoreduction is a method to prepare SACs by reducing the metal salts into their metallic states with light as the driving force. Zheng *et al.*'s work in Science is one of the presentative studies on adopting the photoreduction method to synthesize SACs.¹¹⁰ The authors used photochemical reduction assisted wet chemical method to prepare Pd₁/TiO₂. The surface of the TiO₂ film was positively charged and attracted a large amount of $[\text{PdCl}_4]^{2-}$ anions, which enriched on the surface of the TiO₂ sheet by carefully controlling the pH of the solution. Extended X-ray absorption fine structure (EXAFS) analysis (Fig. 10a) and HAADF-STEM image (Fig. 10b) suggested that a single atom Pd catalyst with a loading high up to 1.5 wt% could be obtained by UV light irradiation. Pd₁/TiO₂ could activate hydrogen *via* a pathway

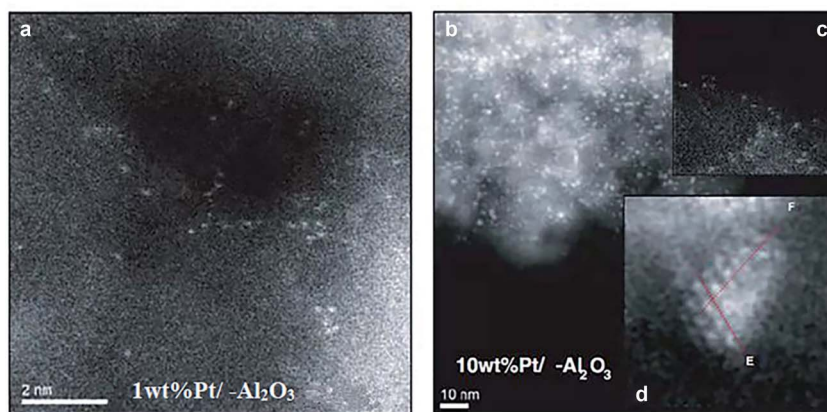


Fig. 9 HAADF-STEM images of (a) 1 wt% Pt/ γ -Al₂O₃ and (b) 10 wt% Pt/ γ -Al₂O₃. The insets in Fig. 8b showed the presence of (c) atomically dispersed Pt and (d) Pt cluster/nanoparticles. This figure has been adapted/reproduced from ref. 107 with permission from American Association for the Advancement of Science, copyright 2009.

different from those over traditional heterogeneous catalysts, and exhibited a good activity for the hydrogenation of C=C and C=O bonds (Fig. 10c and d).

On one hand, no special equipment is needed for the photoreduction method, so it is easy and can be achieved in conventional chemical laboratories. On the other hand, the

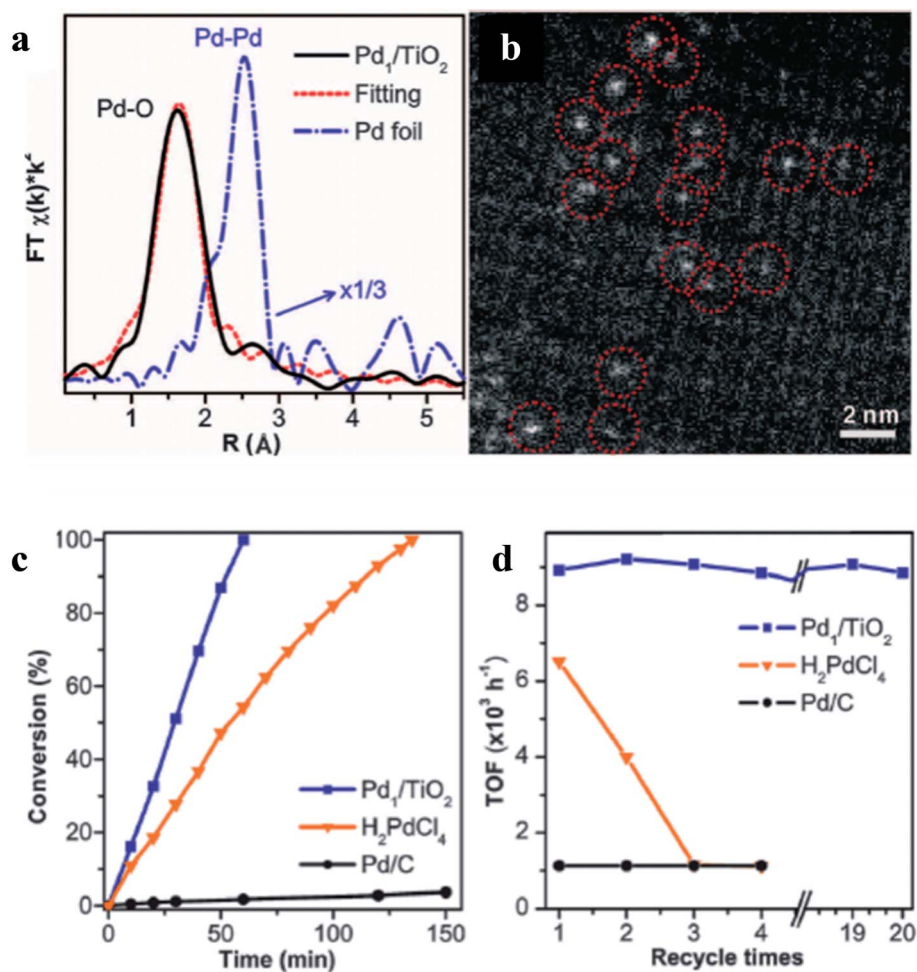


Fig. 10 (a) EXAFS analysis, (b) HAADF-STEM image as well as (c and d) catalytic performance of 1.5 wt%Pd/TiO₂ catalyst in styrene hydrogenation reaction. This figure has been adapted/reproduced from ref. 110 with permission from American Association for the Advancement of Science, copyright 2016.

Table 5 Summary of metals used in the synthesis of SACs by photoreduction

Method	Synthesis of single-atom metals
Photoreduction	Pt, Pd, Au, Co, Ni ¹¹¹

catalytic active sites of the catalysts prepared by this method generally are not uniform, because of the co-existing of singly dispersed sites and continuously packed sites (Table 5).

2.2.2.2 Galvanic replacement method. Galvanic replacement is a technique which takes the advantage of the reduction potential differences between a metal in a template and metal ions in a solution.^{112,113} Given proper potential differences, the galvanic replacement reactions could occur spontaneously, with the metal atoms in the template being oxidized and dissolved into the solution while the metal ions in the solution being reduced and plated on the surface of the metal template (Fig. 11). The galvanic replacement method has been successfully adopted in the synthesis of atomic layer deposited PtRu,^{114,115} PdCu,^{116–118} PdAu,^{119–121} PtPd,^{122–124} and Hg_(1-x)Cd_xTe.¹²⁵

In occasional cases, to protect the intact structure of the template metal, a ternary metal might be introduced as sacrificial metal template for the galvanic replacement method. For example, to deposit atomic monolayer Pt on polycrystalline Au, a layer of Ni could be pre-electrodeposited on Au, which serves as the sacrificial metal template in the following galvanic replacement reaction. After exposing the resultant Ni-rich surface to Pt solution, Pt atomic monolayer is controllably grown on Au by galvanically replacing Ni by Pt.¹²⁷ The utilization of sacrificial metal template offers an environmentally friendly and cost-effective approach for adopting the galvanic replacement method in atomic layer metal synthesis.

This galvanic replacement method is simple, versatile and could be used to synthesize SACs with a wide variety of metal templates and metal ions in the solution. At the same time, it is limited by the requirement of an appropriate difference in electrochemical potentials between the two metals (Table 6).

Table 6 Summary of metals used in the synthesis of SACs by galvanic replacement method

Method	Synthesis of single-atom metals
Galvanic replacement	Pt, Ru, ^{114,115} Pd, Cu, Au, ^{116,121} Ag ¹²⁸

2.2.2.3 Cyclic voltammetry (CV) method. CV method is an approach to synthesize SACs in an electrochemical working station equipped with counter electrode (CE), reference electrode (RE) and a working electrode (WE). In case that CE is a Pt foil, upon potential cycling operation, trace amount of Pt on CE dissolves and is atomically deposited on RE. By assuming RE as a support, singly dispersed Pt catalyst is achieved (Schematic illustration is shown in Fig. 12). Luo *et al.*'s work is a typical example. They used a saturated calomel electrode as RE, a Ni foam (NF) with CoP-based nanorod/nanosheet arrays on its surface as WE and phosphate as buffer solution, and successfully synthesized Pt₁/CoP/NF catalyst *via* CV method.¹²⁹ Pd₁-N₈/CNT, a N₈⁻ Lewis base catalyst, was synthesized *via* a similar procedure, where Pd foil is used as CE.¹³⁰

In CV method, less additives are demanded and no interfering products are generated, which make it easily scalable. However, an electrochemical station is needed, indicating the operation cost is high.

2.2.3 Other wet chemistry routes to synthesize SACs

2.2.3.1 Ion exchange method. The ion exchange method is an approach for introducing a foreign precursor from aqueous solution onto the support in a controlled way. The term ion exchange has been adopted to describe all processes where ionic species from aqueous solution exchange with the charged sites on the support.¹³¹ This approach has been commonly used for the preparation of catalysts with easily exchangeable ions on supports, such as those in zeolites, heteropoly acids, or MOF, but has only recently been applied for the synthesis of SACs.^{132,133}

A representative example of SACs prepared by the ion exchange method was demonstrated by Zhang *et al.*, who utilized ion exchange followed by NaBH₄ reduction method to synthesize ion exchange resin supported AuPd alloy SAC.¹³⁴

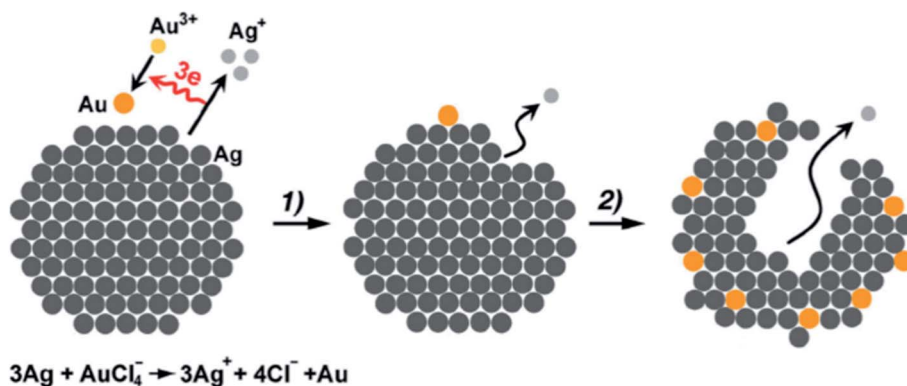


Fig. 11 Schematic illustration of the galvanic replacement process (here the galvanic replacement of Ag by Au is shown as an example). This figure has been adapted/reproduced from ref. 126 with permission from Wiley-Blackwell, copyright 2013.

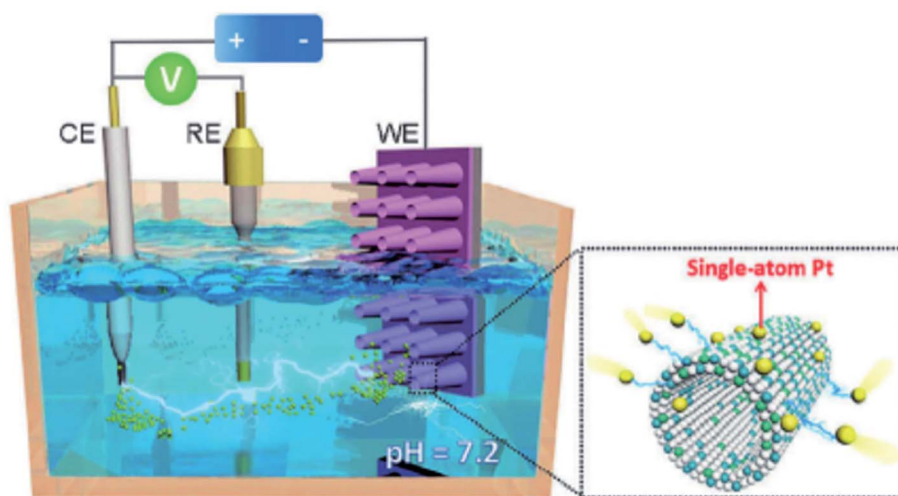


Fig. 12 Schematic illustration for the synthesis of Pt SAC *via* CV method. This figure has been adapted/reproduced from ref. 129 with permission from John Wiley and Sons Ltd, copyright 2017.

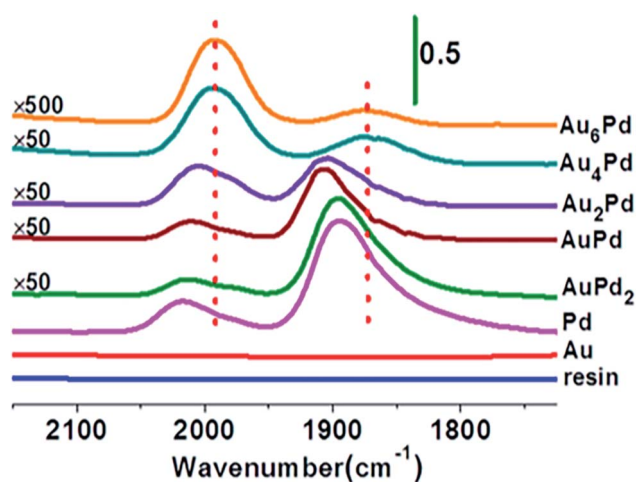


Fig. 13 DRIFT spectra of CO adsorption on Au–Pd/resin catalysts with different Au/Pd atomic ratios. This figure has been adapted/reproduced from ref. 134 with permission from American Chemical Society, copyright 2014.

With the increase of Au/Pd molar ratio, the continuous Pd ensembles on the ion exchange resin surface were gradually separated and eventually isolated by Au atoms, forming the Au alloyed Pd SAC (evidenced by the appearance of CO adsorption peaks on diffuse reflectance infrared Fourier transform spectroscopy (DRIFT) spectra shown in Fig. 13). This catalyst was active without leaching for the Ullmann reaction of aryl halides under mild conditions in aqueous media, particularly effective for the activation of less reactive aryl chlorides.¹³⁴

The ion exchange method is effective in producing high loadings of single atoms on the surface of a support; however, only limited types of SACs can be synthesized *via* this method.

2.2.3.2 Templated hydrothermal method. The templated hydrothermal method was first adopted to synthesize SACs by the Thomas group. The authors used AlPO-18, a framework-substituted aluminophosphate, which could be hydrothermally treated with various divalent ions, such as Mn, Co and Zn,^{135–139} as a precursor for the synthesis of SACs.

The Co cations mainly existed in the following two states when they were incorporated into AlPO-18 with a high loading (about 10 at%): a substantial amount of Co³⁺ replacing the Al³⁺ sites in AlPO-18 and the other portion of Co³⁺ ions located at the opposite ends of each AlPO-18 cage.¹³⁹ The existing states of Co³⁺ were detected *via* EXAFS, which suggested that they were singly dispersed. Similar arguments pertaining to an ionic active site were also obtained for a Fe–AlPO-31 catalyst, which behaved multi-functionally for the selective oxidation of cyclohexane to adipic acid in O₂.^{135,139} In both of the cases, Co²⁺/Co³⁺ and Fe²⁺/Fe³⁺ functioned predominantly as ionic oxidation catalysts. It has been shown that a combination of coordinative unsaturation at the ionic site and its ability to exhibit redox behaviour are essential requirements for its role as a catalytically active centre.

For the catalysts prepared by templated hydrothermal method, again, there is little doubt that in each case a single atom does act as a catalytically active site for reactions such as the selective oxidation of hydrocarbons.^{135–140} At the same time, unfortunately, only limited types of SACs could be synthesized *via* the templated hydrothermal method (Table 7).

Table 7 Summary of precursors and metals for templated hydrothermal synthesis of SACs

Method	Precursor	Synthesis of single-atom metals
Templated hydrothermal	Mn ²⁺ , Co ²⁺ , Zn ²⁺ (ref. 135–139)	Pt, Pd, ¹⁴¹ Rh, Ru, Au, Ir ¹⁴²

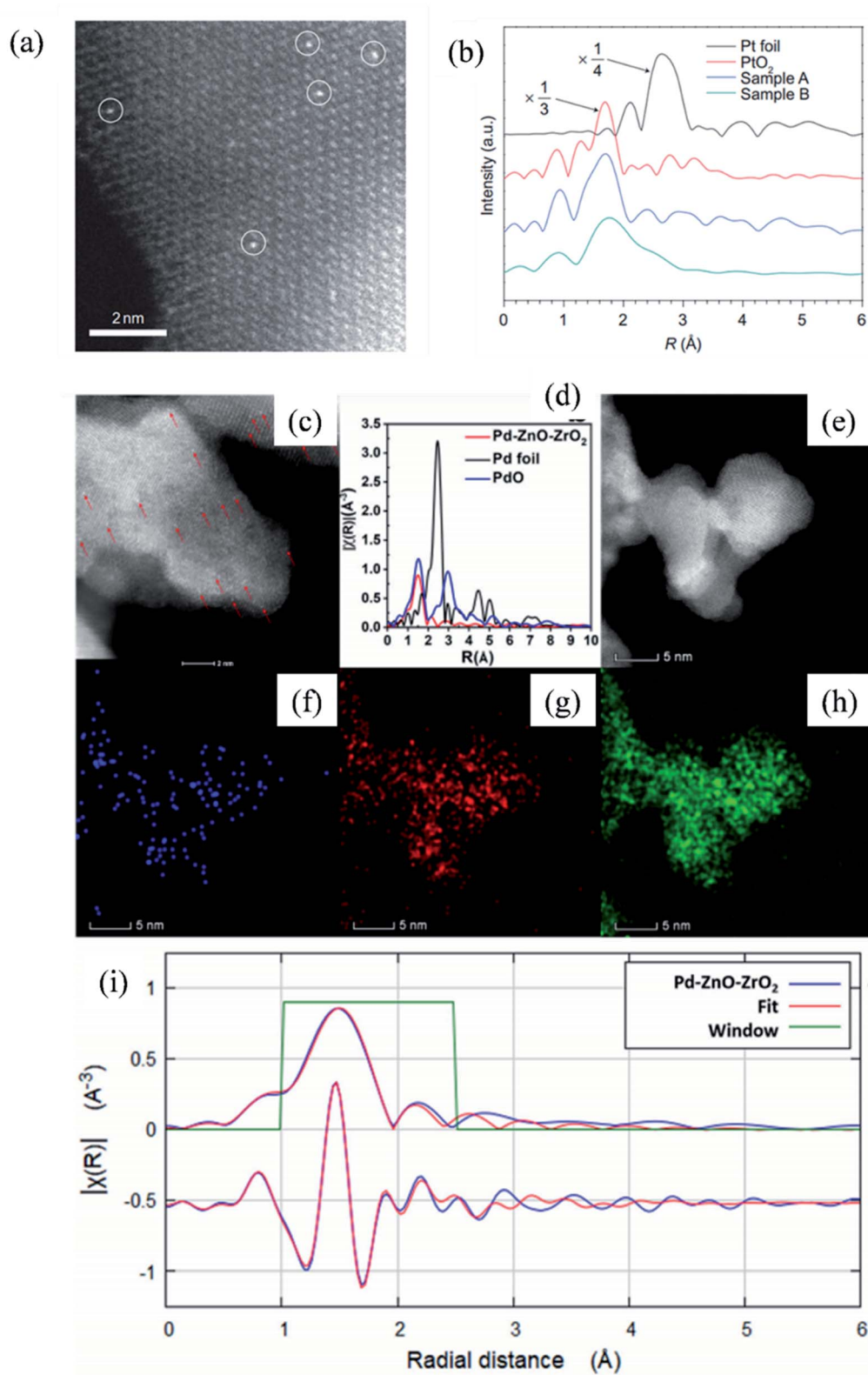


Fig. 14 (a) HAADF-STEM image and (b) EXAFS analysis of Pt₁/FeO_x catalyst; (c)–(i) HAADF-STEM, XANES, EXAFS and corresponding EDX mapping of Pd SAC. This figure has been adapted/reproduced from ref. 3 and 147 with permission from Nature Publishing Group and Springer Nature, copyright 2011 and 2020.

2.2.3.3 Co-precipitation method. The co-precipitation method is another typical catalyst preparation approach, in which a soluble mixture of precursors for the active component, support and even promoter are co-precipitated by a suitable precipitant. SACs can be obtained by drying or calcining the resulting sediments.

The adoption of the co-precipitation method to synthesize SACs was initiated by Zhang *et al.*^{3,143} In their work, the mixture solution of chloroplatinic acid and ferric nitrate was co-precipitated in an alkaline environment, and the resulting precipitate was filtered, washed and calcined to obtain Pt₁/FeO_x catalyst as shown in Fig. 14a (Sample A: Pt loading was 0.17 wt% and Pt/Fe atomic ratio was 1/1430. Sample B: Pt loading was 2.5 wt% and Pt/Fe atomic ratio was 1/95). Pt₁/FeO_x exhibited remarkably high catalytic performance in CO oxidation and nitroarene hydrogenation reactions.^{3,143} Following the successful preparation of Pt₁/FeO_x, the co-precipitation method was extended to synthesize other metallic catalysts, such as atomically dispersed Ir^{144–146} and Pd¹⁴⁷ (the existence of Pd single atoms was confirmed *via* HAADF-STEM, X-ray absorption near edge structure (XANES), EXAFS and corresponding energy dispersive X-ray spectroscopy (EDX) mapping, as shown in Fig. 14c–i).

Table 8 Summary of metals used in the synthesis of SACs by co-precipitation method

Method	Synthesis of single-atom metals
Co-precipitation	Pt, ¹⁴³ Ir, ^{144–146} Pd ¹⁴⁷

The co-precipitation method is important for preparing composite oxides containing two or more uniformly dispersed metal elements.¹⁴⁸ However, the metal loading is low. Moreover, many of the parameters in the catalyst preparation process including the solution addition speed, droplet size, stirring degree, reaction temperature, pH value and reaction time, have considerable influence on the properties and performance of the catalyst and need to be strictly controlled. In addition, some of the active metal atoms of catalysts prepared by the co-precipitation method are not exposed and cannot participate in the reaction, which reduces the overall performance of SACs (Table 8).

2.2.3.4 One-pot wet chemistry method. The one-pot synthesis method is a strategy to improve the efficiency of the synthesis approach whereby the catalyst precursors are subjected to successive chemical reactions within one single reactor.^{149–151} The one-pot wet chemistry method can be used to synthesize atomically dispersed Ru on ultrathin Pd nanoribbons *via* a two-step process, in which Pd nanoribbons are firstly obtained by heating a mixture of Pd(acac)₂, polyvinylpyrrolidone, dimethylformamide and water in a CO atmosphere. Subsequently, a Ru salt is injected into the suspension of Pd nanoribbons to allow Ru to be singly dispersed onto the ultrathin Pd nanoribbons.¹⁵² Through this method, the content of singly dispersed Ru sites on Pd nanoribbons could be as high as 5.9%. The ultrathin Ru₁/Pd nanoribbons exhibited good catalytic selectivity for the hydrogenation of C=C bonds due to the remarkable inhibition of the hydrogenolysis pathway.¹⁵²

In addition, a series of gold pseudo-atom supported MOF catalysts (PSAC-Au/MOFs) could be prepared *via* the one-pot wet

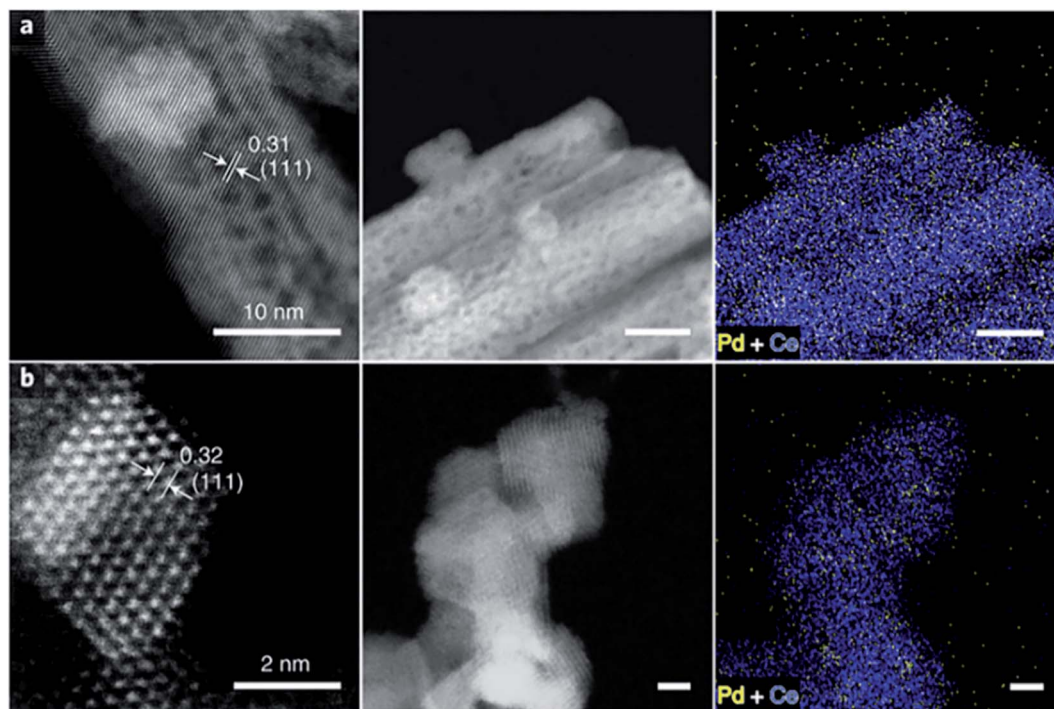


Fig. 15 Structure HAADF-STEM image of Pd₁/CeO₂ catalyst. (a) By impregnation method and (b) by flame spray pyrolysis. This figure has been adapted/reproduced from ref. 169 with permission from Nature Publishing Group, copyright 2021.

Table 9 Summary of the advantages and disadvantages of wet and dry chemical routes

Classification	Synthesis method	Advantages	Disadvantages
Dry chemistry routes	Atomic layer deposition	(1) Precise control of parameters (2) Excellent deposition uniformity and reproducibility (3) The loading of the singly dispersed atoms could be adjusted <i>via</i> regulating the number of cycles	(1) Only materials with suitable ligands or functional groups could be chosen as support (2) Not applicable for the commercial preparation
	Pyrolysis synthesis	Straightforward for the preparation of SACs	Requires high pyrolysis temperature
	Atom trapping	The operation is simple	(1) Need to provide mobile atoms and support that could capture mobile species (2) High temperature synthesis
	Two-step doping	High stability	Requires high energy atom/ion generator
	Ball-milling	Simple, green, scalable production	The catalysts are prone to agglomeration
Wet chemistry routes	Facile adsorption	Simple and easy to operate	Proper interaction between active metal components and catalyst support is required
	Strong electrostatic adsorption	Applicable for the preparation of high-quality precious metal SACs	Adsorption behavior is affected by many factors
	Wetness impregnation	Simple to operate	Generally metal atoms are not uniformly dispersed on the surface of support
	Photoreduction	No special equipment is required, easy to implement	Catalytic active center generally is not uniform
	Galvanic replacement	Simple, versatile	Limited by the requirement of an appropriate difference in electrochemical potentials between the two metals
	Cyclic voltammetry	Less additives are demanded and no interfering products are generated	An electrochemical station is needed and the operation cost is high
	Ion exchange	It could produce highly loaded single atoms on the surface of the support	Only applicable for the synthesis of limited types of SACs
	Templated hydrothermal	Simple, easy to operate	Only applicable for the synthesis of limited types of SACs
	Co-precipitation	Applicable for preparing composite oxides containing two or more uniformly dispersed metal elements	(1) Preparation parameters have a great impact on performance (2) Some active atoms are not exposed and cannot participate in the reaction
	One-pot wet chemistry	(1) No special experimental setup and multi-step reaction conditions are required, which is beneficial for large-scale production (2) High loading of isolated metals can be achieved	(1) Limited by the solubility of various precursors (2) Impurities and by-products of individual steps have an impact
	Metal leaching	Preparation of monodispersed catalysts by a two-step method	(1) Suitable for a small number of certain metals and supports (2) Environmental pollution during the preparation process
	Flame spray pyrolysis	(1) It could mix all precursors at the atomic level (2) The shape and particle size of the catalysts can be effectively controlled (3) Large-scale production	Few application examples

chemistry method on a large scale. The as prepared PSAC-Au/MOFs exhibited excellent catalytic activity in the hydrogenation of *p*-nitrophenol.¹⁵³

The one-pot wet chemistry method does not require special experimental setup and multistep reaction conditions; thus, it favours for large scale production. Moreover, high loading density of isolated metal is achievable *via* this approach. However, the one-pot synthesis approach is still challenging for the preparation of SACs due to the potential solubility limitations of the various precursors in the required reaction solvents and the influence of impurities and by-products generated in each separate step.

2.2.3.5 Metal leaching method. The metal leaching method is generally carried out by immersing the conventional supported metal catalysts in a diluted aqueous NaCN solution and then rinsing at a high pH NaOH solution at room temperature in the presence of O₂. In this process, the metal nanoparticles are selectively eluted, with the metal cations remaining intact. This method was firstly adopted for extracting Au from gold mine^{154,155} and further developed to prepare metal oxides supported metal cation catalysts.^{156,157}

Via the leaching method, a series of singly dispersed Au catalysts could be prepared *via* a two-step process (deposition-precipitation followed by leaching approach), including Au/CeO₂,^{158–166} Au/Al₂O₃,¹⁶⁷ Au/Fe₂O₃,¹⁶⁵ AuLaCeO_x,¹⁶¹ Au/La₂O₃,¹⁶⁸ Au/La₂O₂SO₄ (ref. 168) and Au(OH)_x/TiO₂.¹⁵⁶ Not only limited to Au, the leaching method has successfully extended its application to the synthesis of several other SACs, with singly dispersed Pt/CeO₂ catalyst as a typical example.^{160,166}

The metal leaching method is only applicable to a few certain metals and supports, and it is not suitable for the large-scale preparation of SACs in the foreseeable future due to the possible environmental pollution during the catalyst preparation process.

2.2.3.6 Flame spray pyrolysis method. Flame spray pyrolysis is an efficient technique for synthesizing metal catalysts with uniform size and has significant advantages in the preparation of supported metal catalysts. For instance, Muravev *et al.* used two methods, the traditional impregnation and flame spray pyrolysis, to synthesize Pd₁/CeO₂ catalysts.¹⁶⁹ For both of the two Pd₁/CeO₂ catalysts, there were no Pd or PdO clusters on the surface of CeO₂ (as evidenced by HAADF-STEM, Fig. 15). However, during its evaluation in CO oxidation reaction, the Pd atoms in Pd₁/CeO₂ catalyst prepared by the traditional impregnation method aggregated into metal clusters and deactivated rapidly. As for Pd₁/CeO₂ catalyst prepared by flame spray pyrolysis method, Pd²⁺ penetrated into the lattice of CeO₂ (as shown in Fig. 15b). The surface Pd single atoms exhibited high sintering resistance under CO oxidation conditions.

Flame spray pyrolysis method has some advantages in the preparation of supported metal catalysts.¹⁷⁰ ① It could mix all precursors at the atomic level. ② By changing the synthesis conditions, the shape and particle size of the catalysts can be effectively controlled. ③ The catalysts could be produced on a large scale, with a single step and high efficiency. However, so far, there are few examples of high-temperature catalytic applications for the synthesis of SACs by flame spray pyrolysis,

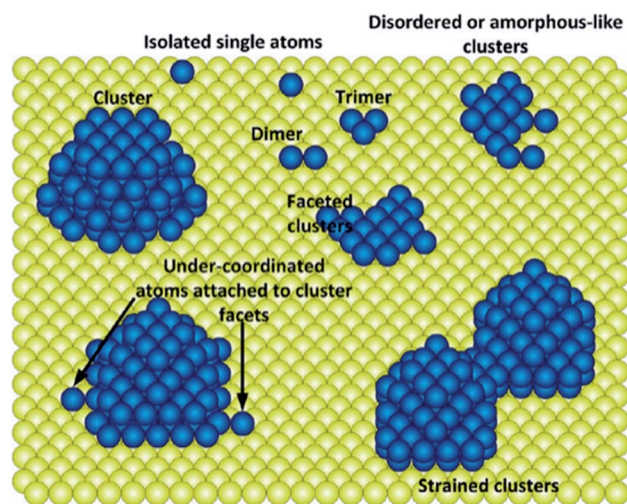


Fig. 16 Schematic illustration showing the co-existence of singly dispersed sites and continuously packed sites. This figure has been adapted/reproduced from ref. 32 with permission from American Chemical Society, copyright 2021.

and it is impossible to infer from the existing literature whether flame spray pyrolysis is indeed a feasible method for high-temperature SACs.

2.2.3.7 Other wet chemistry strategies for the synthesis of SACs. In addition to the above methods, several other wet chemistry strategies have also been predicted or proved capable of synthesizing SACs, such as metal-ligand self-assembly method, electrochemical potential window strategy and so on. For example, electrochemical potential window strategy is proposed to be effective in producing high-loading and high-purity SACs, such as Pt₁/N-graphene, Pd₁/N-graphene, Ni₁/N-graphene, Pt₁/Fe₃O₄, Pd₁/Fe₃O₄ and Ni₁/Fe₃O₄.¹⁷¹ Spatial sites separation strategy could be used to fabricate carbon-supported atomically isolated Ni catalyst, which is highly active in electrochemical CO₂ reduction reaction;¹⁷² Post-synthesis method, including spatial confining, freeze-drying and reducing steps, has been verified efficient for the construction of Pd₁/silicoaluminophosphate-31 (Pd₁/SAPO-31) catalyst.¹⁷³

3. Summary and outlooks

SACs are an important category of catalysts. To date, significant efforts have been devoted to develop SACs and tens of methods have been adopted for the synthesis of different types of catalysts at an atomic scale. Based on the above discussions, a summary of the advantages and disadvantages of wet and dry chemical routes is listed in Table 9.

In spite of the advantages and the rapid progress, challenges and tasks remain.

3.1 It is challenging to exclude the co-existence of continuously packed sites

Due to the un-uniformity nature of heterogeneous catalysts, over most of the as-prepared SACs, continuously packed sites

coexist with singly dispersed sites (Fig. 16). It is challenging to obtain SACs with uniform-structured active sites. Therefore, there are great significance and challenges to develop novel approaches to synthesize SACs effectively.

3.2 Technologies for the characterization of SACs need innovation

The most important thing in the study of SACs is to determine the existence and spatial distribution of isolated single atoms. The intuitive method is to directly image the single atoms on the surface of the support *via* electron microscopy, such as HAADF-STEM. However, only a limited portion of the catalysts is observed, which could not fully reflect the properties of SACs. EXAFS and XANES techniques have been widely used to obtain information on the structural details of SACs, nevertheless, the operation is quite complicated and the analysis of EXAFS and XANES data are complex, which pose obstacles to the reproducibility of the final results. In addition, DRIFT could also be used to assess the presence of individual metal atoms using suitable probe molecules such as CO, NH₃, pyridine, *etc.* Especially, CO FTIR/DRIFT spectroscopy is very useful for detecting noble metals, whereas its application is limited by the interactions between the probe molecules and SACs. Raman spectrum is susceptible to errors caused by external influences, but it could be used to identify M–O–Ce (M = Pt, Rh, Ru) linkages. In conclusion, there is no such a technique that could directly and fully tell the structure of SACs. It is necessary to combine multiple techniques to characterize SACs accurately and effectively. Moreover, the development of new characterization techniques is of great significance for the development of SACs.

3.3 The singly dispersed sites over SACs might undergo transformation under the realistic reaction atmosphere

Over SACs, the singly dispersed atoms are regarded as the active sites to drive reactions. Some catalysts might undergo transformations under the realistic reaction atmosphere; therefore, it is necessary to confirm and determine the singly dispersed sites over SACs *via in situ/operando* techniques. Although several *in situ/operando* techniques have been used for the characterization of SACs, including HAADF-STEM, EXAFS, XANES, DRIFT, atmospheric pressure X-ray photoelectron spectroscopy, and high energy resolution fluorescence detected XANES, each technique has strengths and limitations. There is still lack of techniques which can readily provide information on the structure of each singly dispersed atoms on SACs. Therefore, the combination of these advanced techniques is highly desired to characterize SACs readily and precisely.

3.4 Application areas and development prospects of SACs

The applications of SACs span from traditional thermal-driven catalysis, photocatalysis as well as electrochemical catalysis, including CO oxidation,¹⁷⁴ hydrogenation,^{175,176} CO₂ reduction,^{177,178} NO_x reduction,¹⁷⁹ hydrogen evolution reaction,^{180,181} oxygen reduction reaction^{182,183} and so on. The common characteristics of these reactions is that even a singly dispersed atom could drive its occurrence. With the development of SACs, it is

prospected that the applications of SACs in more other reactions would be explored and the performance of SACs could be further enhanced.

In conclusion, SACs are a promising research area. Even though the research on SACs has made great progress, there is lack of techniques which could readily provide information on the nature of SACs under operation conditions and the synthesis of SACs with unified structures remains challenging. Therefore, more efforts are still needed and there is enough space to advance this research further.

Conflicts of interest

There are no conflicts to declare.

Acknowledgements

This work received financial support from the National Natural Science Foundation of China (21902116) and the Education Department of Liaoning Province (JQL202015401).

References

- 1 M. K. Samantaray, V. D'Eia, E. Pump, L. Falivene, M. Harb, S. O. Chikh, L. Cavallo and J. M. Basset, The comparison between single atom catalysis and surface organometallic catalysis, *Chem. Rev.*, 2020, **120**, 734–813.
- 2 A. Wang, J. Li and T. Zhang, Heterogeneous single-atom catalysis, *Nat. Rev. Chem.*, 2018, **2**, 65–81.
- 3 B. Qiao, A. Wang, X. Yang, L. F. Allard, Z. Jiang, Y. Cui, J. Liu, J. Li and T. Zhang, Single-atom catalysis of CO oxidation using Pt₁/FeO_x, *Nat. Chem.*, 2011, **3**, 634–641.
- 4 Y. Chen, R. Gao, S. Ji, H. Li, K. Tang, P. Jiang, H. Hu, Z. Zhang, H. Hao, Q. Qu, X. Liang, W. Chen, J. Dong, D. Wang and Y. Li, Atomic-level modulation of electronic density at cobalt single-atom sites derived from metal-organic frameworks: enhanced oxygen reduction performance, *Angew. Chem., Int. Ed.*, 2021, **60**, 3212–3221.
- 5 T. Zhang, A. G. Walsh, J. Yu and P. Zhang, Single-atom alloy catalysts: structural analysis, electronic properties and catalytic activities, *Chem. Soc. Rev.*, 2021, **50**, 569–588.
- 6 S. Ren, Q. Yu, X. Yu, P. Rong, L. Jiang and J. Jiang, Graphene-supported metal single-atom catalysts: a concise review, *Sci. China Mater.*, 2020, **63**, 903–920.
- 7 J. Liu, C. Cao, X. Liu, L. Zheng, X. Yu, Q. Zhang, L. Gu, R. Qi and W. Song, Direct observation of metal oxide nanoparticles being transformed into metal single atoms with oxygen-coordinated structure and high-loadings, *Angew. Chem., Int. Ed.*, 2021, **60**, 15248–15253.
- 8 H. Wu, X. Yang, S. Zhao, L. Zhai, G. Wang, B. Zhang and Y. Qin, Encapsulation of atomically dispersed Pt clusters in porous TiO₂ for semi-hydrogenation of phenylacetylene, *Chem. Commun.*, 2019, **9**, 2898–2905.
- 9 S. H. Talib, Z. Lu, X. Yu, K. Ahmad, B. Bashir, Z. Yang and J. Li, Theoretical inspection of M₁/PMA single-atom electrocatalyst: ultra-high performance for water splitting

- (HER/OER) and oxygen reduction reactions (OER), *ACS Catal.*, 2021, **11**, 8929–8941.
- 10 Z. Han, C. Tang, J. Wang, L. Li and C. Li, Atomically dispersed Pt^{m+} species as highly active sites in Pt/In₂O₃ catalysts for methanol synthesis from CO₂ hydrogenation, *J. Catal.*, 2021, **394**, 236–244.
- 11 W. Xie, H. Li, G. Cui, J. Li, Y. Song, S. Li, X. Zhang, J. Y. Lee, M. Shao and M. Wei, NiSn atomic pair on an integrated electrode for synergistic electrocatalytic CO₂ reduction, *Angew. Chem., Int. Ed.*, 2021, **60**, 7382–7388.
- 12 L. Zhou, P. Zhou, Y. Zhang, B. Liu, P. Gao and S. Guo, 3D star-like atypical hybrid MOF derived single-atom catalyst boosts oxygen reduction catalysis, *J. Energy Chem.*, 2021, **55**, 355–360.
- 13 S. H. Talib, X. Yu, Z. Lu, K. Ahmad, T. Yang, H. Xiao and J. Li, A polyoxometalate cluster-based single-atom catalyst for NH₃ synthesis via an enzymatic mechanism, *J. Mater. Chem. A*, 2022, **10**, 6165–6177.
- 14 L. Shi, Y. Huang, Z.-H. Lu, W. Cen, X. Yu, S. Qing, Z. Gao, R. Zhang and G. Feng, Surface property of the Cu doped gamma-Al₂O₃: a density functional theory study, *Appl. Surf. Sci.*, 2021, **535**, 147651.
- 15 S. H. Talib, S. Baskaran, X. Yu, Q. Yu, B. Bashir, S. Muhammad, S. Hussain, X. Chen and J. Li, Non-noble metal single-atom catalyst of Co₁/MXene (Mo₂CS₂) for CO oxidation, *Sci. China Mater.*, 2021, **64**, 651–663.
- 16 K. Harrath, X. Yu, H. Xiao and J. Li, The key role of support surface hydrogenation in the CH₄ to CH₃OH selective oxidation by a ZrO₂-supported single-atom catalyst, *ACS Catal.*, 2019, **9**, 8903–8909.
- 17 X. Yu, X. Tian and S. Wang, Adsorption of Ni, Pd, Pt, Cu, Ag and Au on the Fe₃O₄(111) surface, *Surf. Sci.*, 2014, **628**, 141–147.
- 18 X. Yu, S.-G. Wang, Y.-W. Li, J. Wang and H. Jiao, Single gold atom adsorption on the Fe₃O₄(111) surface, *J. Phys. Chem. C*, 2012, **116**, 10632–10638.
- 19 X. Yu, X. Zhang, S. Wang and G. Feng, Adsorption of Au_n (n=1-4) clusters on Fe₃O₄(001) B-termination, *RSC Adv.*, 2015, **5**, 45446–45453.
- 20 S. H. Talib, X. Yu, Q. Yu, S. Baskaran and J. Li, Non-noble metal single-atom catalysts with phosphotungstic acid (PTA) support: a theoretical study of ethylene epoxidation, *Sci. China Mater.*, 2020, **63**, 1003–1014.
- 21 J. Ihanus, M. P. Lankinen, M. Kemell, M. Ritala and M. Leskela, Aging of electroluminescent ZnS: Mn thin films deposited by atomic layer deposition processes, *J. Appl. Phys.*, 2005, **98**, 113526.
- 22 M. A. Tagliente, M. Penza, M. Gusso and A. Quirini, Characterisation of ZnS: Mn thin films by Rietveld refinement of bragg-Brentano X-ray diffraction patterns, *Thin Solid Films*, 1999, **353**, 129–136.
- 23 J. W. Lim and S. J. Yun, Characterization of ALON-TiON stacked insulators for ZnS: Mn thin film electroluminescent devices, *Electrochem. Solid State Lett.*, 2004, **7**, H33–H35.
- 24 C. Chen, S. Husurianto, X. Lu and M. D. Korytsky, The effect of processing conditions on crystal orientation and structure in ZnS: Mn thin films, *J. Electrochem. Soc.*, 1998, **145**, 226–229.
- 25 A. Goudarzi, G. M. Aval, S. S. Park, M. C. Choi, R. Sahraei, M. H. Ullah, A. Avane and C. S. Ha, Low-temperature growth of nanocrystalline Mn-doped ZnS thin films prepared by chemical bath deposition and optical properties, *Chem. Mater.*, 2009, **21**, 2375–2385.
- 26 Q. Zhai, J. Li, J. S. Lewis, K. A. Waldrip, K. Jones, P. H. Holloway, M. Davidson and N. Evans, Microstructure and electroluminescence of ZnS: Mn doped with KCl, *Thin Solid Films*, 2002, **414**, 105–112.
- 27 R. Sahraei, A. Daneshfar, A. Goudarzi, S. Abbasi, M. H. M. Ara and F. Rahimi, Optical properties of nanocrystalline ZnS: Mn thin films prepared by chemical bath deposition method, *J. Mater. Sci. Mater. Electron.*, 2013, **24**, 260–266.
- 28 J. A. Ruffner, R. T. Tuenge, S. S. Sun, P. D. Grandon and P. F. Hlava, Sputter deposition of ZnS: Mn/SrS: Ce multilayered thin film white phosphor, *Thin Solid Films*, 1997, **310**, 123–131.
- 29 L. Zhang, H. C. Jiang, C. Liu, J. W. Dong and P. Chow, Annealing of Al₂O₃ thin films prepared by atomic layer deposition, *J. Phys. D Appl. Phys.*, 2007, **40**, 3707–3713.
- 30 A. G. Silva, K. Pedersen, Z. S. Li, J. Hvam, R. Dhiman and P. Morgen, Growth of aluminum oxide on silicon carbide with an atomically sharp interface, *J. Vac. Sci. Technol., A*, 2017, **35**, 01B142.
- 31 Y. S. Kim, J. S. Kang, S. J. Yun and K. I. Cho, Multilayered tantalum-aluminum oxide films grown by atomic layer deposition, *J. Korean Phys. Soc.*, 1999, **35**, S216–S220.
- 32 J. Fonseca and J. L. Lu, Single-atom catalysts designed and prepared by the atomic layer deposition technique, *ACS Catal.*, 2021, **11**, 7018–7059.
- 33 M. Fenker, M. Balzer and H. Kappl, Corrosion protection with hard coatings on steel: past approaches and current research efforts, *Surf. Coat. Technol.*, 2014, **257**, 182–205.
- 34 H. W. Wang and J. L. Lu, Atomic layer deposition: a gas phase route to bottom-up precise synthesis of heterogeneous catalyst, *Acta Phys.-Chim. Sin.*, 2018, **34**, 1334–1357.
- 35 K. Cao, J. M. Cai, X. Liu and R. Chen, Catalysts design and synthesis via selective atomic layer deposition, *J. Vac. Sci. Technol., A*, 2018, **36**, 010801.
- 36 R. Huang, Y. Cheng, Y. Ji and R. J. Gorte, Atomic layer deposition for preparing isolated Co sites on SiO₂ for ethane dehydrogenation catalysis, *Nanomaterials*, 2020, **10**, 244.
- 37 K. Cao, J. Cai and R. Chen, Inherently selective atomic layer deposition and applications, *Chem. Mater.*, 2020, **32**, 2195–2207.
- 38 J. Lu, A perspective on new opportunities in atom-by-atom synthesis of heterogeneous catalysts using atomic layer deposition, *Catal. Lett.*, 2021, **151**, 1535–1545.
- 39 M. Zhao, J. Feng, W. Yang, S. Song and H. Zhang, Recent advances in graphitic carbon nitride supported single-atom catalysts for energy conversion, *Chemcatchem*, 2021, **13**, 1250–1270.

- 40 C. Wang, H. Tissot, M. Soldemo, J. Lu and J. Weissenrieder, Inverse single-site $\text{Fe}_1(\text{OH})_x/\text{Pt}(111)$ model catalyst for preferential oxidation of CO in H_2 , *Nano Res.*, 2022, **15**, 709–715.
- 41 H. Yan, H. F. Lv, H. Yi, W. Liu, Y. J. Xia, X. H. Huang, W. X. Huang, S. Q. Wei, X. J. Wu and J. L. Lu, Understanding the underlying mechanism of improved selectivity in pd_1 single-atom catalyzed hydrogenation reaction, *J. Catal.*, 2018, **366**, 70–79.
- 42 S. H. Sun, G. X. Zhang, N. Gauquelin, N. Chen, J. G. Zhou, S. L. Yang, W. F. Chen, X. B. Meng, D. S. Geng, M. N. Banis, R. Y. Li, S. Y. Ye, S. Knights, G. A. Botton, T. K. Sham and X. L. Sun, Single-atom catalysis using Pt/graphene achieved through atomic layer deposition, *Sci. Rep.*, 2013, **3**, 1775.
- 43 S. Stambula, N. Gauquelin, M. Bugnet, S. Gorantla, S. Turner, S. H. Sun, J. Liu, G. X. Zhang, X. L. Sun and G. A. Botton, Chemical structure of nitrogen-doped graphene with single platinum atoms and atomic clusters as a platform for the PEMFC electrode, *J. Phys. Chem. C*, 2014, **118**, 3890–3900.
- 44 N. C. Cheng, S. Stambula, D. Wang, M. N. Banis, J. Liu, A. Riese, B. W. Xiao, R. Y. Li, T. K. Sham, L. M. Liu, G. A. Botton and X. L. Sun, Platinum single-atom and cluster catalysis of the hydrogen evolution reaction, *Nat. Commun.*, 2016, **7**, 13638.
- 45 H. Yan, H. Cheng, H. Yi, Y. Lin, T. Yao, C. L. Wang, J. J. Li, S. Q. Wei and J. L. Lu, Single-atom $\text{Pd}_1/\text{graphene}$ catalyst achieved by atomic layer deposition: remarkable performance in selective hydrogenation of 1,3-butadiene, *J. Am. Chem. Soc.*, 2015, **137**, 10484–10487.
- 46 J. Ji, Z. Li, C. Hu, Y. Sha, S. Li, X. Gao, S. Zhou, T. Qiu, C. Liu, X. Su, Y. Hou, Z. Lin, S. Zhou, M. Ling and C. Liang, Platinum atomic clusters embedded in defects of anatase/graphene for efficient electro- and photocatalytic hydrogen evolution, *ACS Appl. Mater. Interfaces*, 2020, **12**, 40204–40212.
- 47 J. Qi, Q. Xu, J. Sun, D. Zhou and J. Yin, Synthesis, characterization and analysis of graphene-supported single-atom catalysts, *Prog. Chem.*, 2020, **32**, 505–518.
- 48 D. Xu, J. Yin, Y. Gao, D. Zhu and S. Wang, Atomic-scale designing of zeolite based catalysts by atomic layer deposition, *Chemphyschem*, 2021, **22**, 1287–1301.
- 49 J. L. Lu, J. W. Elam and P. C. Stair, Atomic layer deposition-Sequential self-limiting surface reactions for advanced catalyst "bottom-up" synthesis, *Surf. Sci. Rep.*, 2016, **71**, 410–472.
- 50 P. Thissen, A. Vega, T. Peixoto and Y. J. Chabal, Controlled, low-coverage metal oxide activation of silicon for organic functionalization: unraveling the phosphonate bond, *Langmuir*, 2012, **28**, 17494–17505.
- 51 C. Y. Kim, J. W. Elam, M. J. Pellin, D. K. Goswami, S. T. Christensen, M. C. Hersam, P. C. Stair and M. J. Bedzyk, Imaging of atomic layer deposited (ALD) tungsten monolayers on $\alpha\text{-TiO}_2(110)$ by X-ray standing wave Fourier inversion, *J. Phys. Chem. B*, 2006, **110**, 12616–12620.
- 52 A. J. M. Mackus, M. A. Verheijen, N. Leick, A. A. Bol and W. M. M. Kessels, Influence of oxygen exposure on the nucleation of platinum atomic layer deposition: consequences for film growth, nanopatterning, and nanoparticle synthesis, *Chem. Mater.*, 2013, **25**, 1905–1911.
- 53 M. Jafari and P. M. Zimmerman, Reliable and efficient reaction path and transition state finding for surface reactions with the growing string method, *J. Comput. Chem.*, 2017, **38**, 645–658.
- 54 L. Jeloica, A. Esteve, A. Dkhissi, D. Esteve and M. Djafari-Rouhani, Three-step mechanism of the water recombination reactions on SiO_2/Si surface in the first stage of ZrO_2 atomic layer deposition, *Comput. Mater. Sci.*, 2005, **33**, 59–65.
- 55 T. Sun, Q. Wu, O. Zhuo, Y. F. Jiang, Y. F. Bu, L. J. Yang, X. Z. Wang and Z. Hu, Manganese oxide-induced strategy to high-performance iron/nitrogen/carbon electrocatalysts with highly exposed active sites, *Nanoscale*, 2016, **8**, 8480–8485.
- 56 N. Hering, K. Schreiber, R. Riedel, O. Lichtenberger and J. Woltersdorf, Synthesis of polymeric precursors for the formation of nanocrystalline Ti-C-N/amorphous Si-C-N composites, *Appl. Organomet. Chem.*, 2001, **15**, 879–886.
- 57 P. Subramanian and A. Schechter, Electrochemical oxygen reduction activity of cobalt-nitrogen-carbon composite catalyst prepared by single precursor pyrolysis under autogenic pressure, *J. Electrochem. Soc.*, 2016, **163**, F428–F436.
- 58 A. Videla, L. Osmieri, M. Armandi and S. Specchia, Varying the morphology of Fe-N-C electrocatalysts by templating iron phthalocyanine precursor with different porous SiO_2 to promote the oxygen reduction reaction, *Electrochim. Acta*, 2015, **177**, 43–50.
- 59 H. R. Chen, K. Shen, J. Y. Chen, X. D. Chen and Y. W. Li, Hollow-ZIF-templated formation of a $\text{ZnO}@C\text{-N-Co}$ core-shell nanostructure for highly efficient pollutant photodegradation, *J. Mater. Chem. A*, 2017, **5**, 9937–9945.
- 60 W. X. Wang, Y. W. Li, R. J. Zhang, D. H. He, H. L. Liu and S. J. Liao, Metal-organic framework as a host for synthesis of nanoscale Co_3O_4 as an active catalyst for CO oxidation, *Catal. Commun.*, 2011, **12**, 875–879.
- 61 R. Jiang, L. Li, T. Sheng, G. F. Hu, Y. G. Chen and L. Y. Wang, Edge-site engineering of atomically dispersed Fe-N-4 by selective C-N bond cleavage for enhanced oxygen reduction reaction activities, *J. Am. Chem. Soc.*, 2018, **140**, 11594–11598.
- 62 G. X. Zhang, Y. Jia, C. Zhang, X. Y. Xiong, K. Sun, R. D. Chen, W. X. Chen, Y. Kuang, L. R. Zheng, H. L. Tang, W. Liu, J. F. Liu, X. M. Sun, W. F. Lin and H. J. Dai, A general route via formamide condensation to prepare atomically dispersed metal-nitrogen-carbon electrocatalysts for energy technologies, *Energy Environ. Sci.*, 2019, **12**, 1317–1325.
- 63 A. Zitolo, N. Ranjbar-Sahraie, T. Mineva, J. K. Li, Q. Y. Jia, S. Stamatini, G. F. Harrington, S. M. Lyth, P. Krttil, S. Mukerjee, E. Fonda and F. Jaouen, Identification of

- catalytic sites in cobalt-nitrogen-carbon materials for the oxygen reduction reaction, *Nat. Commun.*, 2017, **8**, 957.
- 64 S. F. Fu, C. Z. Zhu, D. Su, J. H. Song, S. Y. Yao, S. Feng, M. H. Engelhard, D. Du and Y. H. Lin, Porous carbon-hosted atomically dispersed iron-nitrogen moiety as enhanced electrocatalysts for oxygen reduction reaction in a wide range of pH, *Small*, 2018, **14**, 1703118.
- 65 C. Zhang, W. Zhang and W. T. Zheng, Transition metal-nitrogen-carbon active site for oxygen reduction electrocatalysis: beyond the fascinations of TM-N₄, *Chemcatchem*, 2019, **11**, 655–668.
- 66 L. Peng, X. Duan, Y. Shang, B. Gao and X. Xu, Engineered carbon supported single iron atom sites and iron clusters from Fe-rich enteromorpha for Fenton-like reactions via nonradical pathways, *Appl. Catal. B Environ.*, 2021, **287**, 119963.
- 67 F. Xiao, X. Liu, C.-J. Sun, I. Hwang, Q. Wang, Z. Xu, Y. Wang, S. Zhu, H.-W. Wu, Z. Wei, L. Zheng, D. Cheng, M. Gu, G.-L. Xu, K. Amine and M. Shao, Solid-state synthesis of highly dispersed nitrogen-coordinated single iron atom electrocatalysts for proton exchange membrane fuel cells, *Nano Lett.*, 2021, **21**, 3633–3639.
- 68 W. Chen, X. Luo, T. J. A. Slater, Y. Zhou, S. Ling, R. Bao, J. Alves Fernandes, J. Wang and Y. Shen, General synthesis of single atom electrocatalysts via a facile condensation-carbonization process, *J. Mater. Chem. A*, 2020, **8**, 25959–25969.
- 69 E. Luo, Y. Chu, J. Liu, Z. Shi, S. Zhu, L. Gong, J. Ge, C. H. Choi, C. Liu and W. Xing, Pyrolyzed M-N-x catalysts for oxygen reduction reaction: progress and prospects, *Energy Environ. Sci.*, 2021, **14**, 2158–2185.
- 70 Z. Zhang, S. Yao, X. Hu, F. Okejiri, K. He, P. Liu, Z. Tian, V. P. Dravid, J. Fu, X. Zhu and S. Dai, Sacrificial synthesis of supported Ru single atoms and clusters on N-doped carbon derived from covalent triazine frameworks: a charge modulation approach, *Adv. Sci.*, 2021, **8**, 2001493.
- 71 X. Cui, X. Dai, A.-E. Surkus, K. Junge, C. Kreyenschulte, G. Agostini, N. Rockstroh and M. Beller, Zinc single atoms on N-doped carbon: an efficient and stable catalyst for CO₂ fixation and conversion, *Chin. J. Catal.*, 2019, **40**, 1679–1685.
- 72 X. Q. Tao, R. Long, D. Wu, Y. G. Hu, G. H. Qiu, Z. M. Qi, B. X. Li, R. B. Jiang and Y. J. Xiong, Anchoring positively charged Pd single atoms in ordered porous ceria to boost catalytic activity and stability in suzuki coupling reactions, *Small*, 2020, **16**, 2001782.
- 73 Y. Han, J. Dai, R. Xu, W. Ai, L. Zheng, Y. Wang, W. Yan, W. Chen, J. Luo, Q. Liu, D. Wang and Y. Li, Notched-polyoxometalate strategy to fabricate atomically dispersed Ru catalysts for biomass conversion, *ACS Catal.*, 2021, **11**, 2669–2675.
- 74 L. Huang, K. Wu, Q. He, C. Xiong, T. Gan, X. He and H. Ji, Quasi-continuous synthesis of iron single atom catalysts via a microcapsule pyrolysis strategy, *AIChE J.*, 2021, **67**, e17197.
- 75 D. Wu, J. Hu, C. Zhu, J. Zhang, H. Jing, C. Hao and Y. Shi, Salt melt synthesis of chlorella-derived nitrogen-doped porous carbon with atomically dispersed CoN₄ sites for efficient oxygen reduction reaction, *J. Colloid Interface Sci.*, 2021, **586**, 498–504.
- 76 H. Xu, S. Zhang, J. Geng, G. Wang and H. Zhang, Cobalt single atom catalysts for the efficient electrosynthesis of hydrogen peroxide, *Inorg. Chem. Front.*, 2021, **8**, 2829–2834.
- 77 P. Q. Yin, T. Yao, Y. Wu, L. R. Zheng, Y. Lin, W. Liu, H. X. Ju, J. F. Zhu, X. Hong, Z. X. Deng, G. Zhou, S. Q. Wei and Y. D. Li, Single cobalt atoms with precise N-coordination as superior oxygen reduction reaction catalysts, *Angew. Chem., Int. Ed.*, 2016, **55**, 10800–10805.
- 78 B. Voloskiy, H. L. Fei, Z. P. Zhao, S. Lee, M. F. Li, Z. Y. Lin, B. Papandrea, C. Wang, Y. Huang and X. F. Duan, Tuning the catalytic activity of a metal-organic framework derived copper and nitrogen Co-doped carbon composite for oxygen reduction reaction, *ACS Appl. Mater. Interfaces*, 2016, **8**, 26769–26774.
- 79 U. Tylus, Q. Y. Jia, K. Strickland, N. Ramaswamy, A. Serov, P. Atanassov and S. Mukerjee, Elucidating oxygen reduction active sites in pyrolyzed metal-nitrogen coordinated non-precious-metal electrocatalyst systems, *J. Phys. Chem. C*, 2014, **118**, 8999–9008.
- 80 Y. Hou, T. Z. Huang, Z. H. Wen, S. Mao, S. M. Cui and J. H. Chen, Metal-organic framework-derived nitrogen-doped core-shell-structured porous Fe/Fe₃C@C nanoboxes supported on graphene sheets for efficient oxygen reduction reactions, *Adv. Energy Mater.*, 2014, **4**, 1400337.
- 81 B. L. Chen, G. P. Ma, Y. Q. Zhu and Y. D. Xia, Metal-organic-frameworks derived cobalt embedded in various carbon structures as bifunctional electrocatalysts for oxygen reduction and evolution reactions, *Sci. Rep.*, 2017, **7**, 5266.
- 82 H. S. Lu, H. M. Zhang, R. R. Liu, X. Zhang, H. J. Zhao and G. Z. Wang, Macroscale cobalt-MOFs derived metallic Co nanoparticles embedded in N-doped porous carbon layers as efficient oxygen electrocatalysts, *Appl. Surf. Sci.*, 2017, **392**, 402–409.
- 83 A. Morozan, V. Goellner, Y. Nedellec, J. Hannauer and F. Jaouen, Effect of the transition metal on metal-nitrogen-carbon catalysts for the hydrogen evolution reaction, *J. Electrochem. Soc.*, 2015, **162**, H719–H726.
- 84 P. Zhou, L. Jiang, F. Wang, K. J. Deng, K. L. Lv and Z. H. Zhang, High performance of a cobalt-nitrogen complex for the reduction and reductive coupling of nitro compounds into amines and their derivatives, *Sci. Adv.*, 2017, **3**, e1601945.
- 85 L. L. Zhang, A. Q. Wang, W. T. Wang, Y. Q. Huang, X. Y. Liu, S. Miao, J. Y. Liu and T. Zhang, Co-N-C catalyst for C-C coupling reactions: on the catalytic performance and active sites, *ACS Catal.*, 2015, **5**, 6563–6572.
- 86 Q. Liu, J. Wang, J. Zhang, Y. Yan, X. Qiu, S. Wei and Y. Tang, In situ immobilization of isolated Pd single-atoms on graphene by employing amino-functionalized rigid molecules and their prominent catalytic performance, *Catal. Sci. Technol.*, 2020, **10**, 450–457.
- 87 J. Jones, H. F. Xiong, A. T. Delariva, E. J. Peterson, H. Pham, S. R. Challa, G. S. Qi, S. Oh, M. H. Wiebenga, X. I. P. Hernandez, Y. Wang and A. K. Datye, Thermally

- stable single-atom platinum-on-ceria catalysts via atom trapping, *Science*, 2016, **353**, 150–154.
- 88 S. J. Wei, A. Li, J. C. Liu, Z. Li, W. X. Chen, Y. Gong, Q. H. Zhang, W. C. Cheong, Y. Wang, L. R. Zheng, H. Xiao, C. Chen, D. S. Wang, Q. Peng, L. Gu, X. D. Han, J. Li and Y. D. Li, Direct observation of noble metal nanoparticles transforming to thermally stable single atoms, *Nat. Nanotechnol.*, 2018, **13**, 856–861.
- 89 Y. T. Qu, Z. J. Li, W. X. Chen, Y. Lin, T. W. Yuan, Z. K. Yang, C. M. Zhao, J. Wang, C. Zhao, X. Wang, F. Y. Zhou, Z. B. Zhuang, Y. Wu and Y. D. Li, Direct transformation of bulk copper into copper single sites via emitting and trapping of atoms, *Nat. Catal.*, 2018, **1**, 781–786.
- 90 J. Yang, Z. Y. Qiu, C. M. Zhao, W. C. Wei, W. X. Chen, Z. J. Li, Y. T. Qu, J. C. Dong, J. Luo, Z. Y. Li and Y. Wu, In situ thermal atomization to convert supported nickel nanoparticles into surface-bound nickel single-atom catalysts, *Angew. Chem., Int. Ed.*, 2018, **57**, 14095–14100.
- 91 H. T. Wang, Q. X. Wang, Y. C. Cheng, K. Li, Y. B. Yao, Q. Zhang, C. Z. Dong, P. Wang, U. Schwingenschlogl, W. Yang and X. X. Zhang, Doping monolayer graphene with single atom substitutions, *Nano Lett.*, 2012, **12**, 141–144.
- 92 Z. T. Bai, L. Zhang and L. Liu, Bombarding graphene with oxygen ions: combining effects of incident angle and ion energy to control defect generation, *J. Phys. Chem. C*, 2015, **119**, 26793–26802.
- 93 A. Baby, L. Trovato and C. D. Valentin, Single atom catalysts (SAC) trapped in defective and nitrogen-doped graphene supported on metal substrates, *Carbon*, 2021, **174**, 772–788.
- 94 T. Gan, Y. Liu, Q. He, H. Zhang, X. He and H. Ji, Facile synthesis of kilogram-scale Co alloyed Pt single-atom catalysts via ball milling for hydrodeoxygenation of 5-hydroxymethylfurfural, *ACS Sustainable Chem. Eng.*, 2020, **8**, 8692–8699.
- 95 T. R. Shojaei, M. Tabatabaei, H. Mobli, M. Aghbashlo, S. A. Rashid and T. Tan, *Applications of nanotechnology and carbon nanoparticles in agriculture, Synthesis, Technology and Applications of Carbon Nanomaterials*, 2019, vol. 11, pp. 247–277.
- 96 B. T. Qiao, J. X. Liang, A. Q. Wang, C. Q. Xu, J. Li, T. Zhang and J. Y. Liu, Ultrastable single-atom gold catalysts with strong covalent metal-support interaction (CMSI), *Nano Res.*, 2015, **8**, 2913–2924.
- 97 P. Munnik, P. E. de Jongh and K. P. de Jong, Recent developments in the synthesis of supported catalysts, *Chem. Rev.*, 2015, **115**, 6687–6718.
- 98 L. Jiao and J. R. Regalbuto, The synthesis of highly dispersed noble and base metals on silica via strong electrostatic adsorption: I. amorphous silica, *J. Catal.*, 2008, **260**, 329–341.
- 99 S. Lambert, N. Job, L. D'Souza, M. F. R. Pereira, R. Pirard, B. Heinrichs, J. L. Figueiredo, J. P. Pirard and J. R. Regalbuto, Synthesis of very highly dispersed platinum catalysts supported on carbon xerogels by the strong electrostatic adsorption method, *J. Catal.*, 2009, **261**, 23–33.
- 100 N. Job, S. Lambert, M. Chatenet, C. J. Gommès, F. Maillard, S. Berthon-Fabry, J. R. Regalbuto and J. P. Pirard, Preparation of highly loaded Pt/carbon xerogel catalysts for proton exchange membrane fuel cells by the strong electrostatic adsorption method, *Catal. Today*, 2010, **150**, 119–127.
- 101 A. Morales-Garcia, M. Rubes and P. Nachtigall, The interaction of Pd clusters with the bulk and layered two-dimensional silicalite-1 supports, *Catal. Today*, 2016, **277**, 108–117.
- 102 D. Pillay and M. D. Johannes, Comparison of sulfur interaction with hydrogen on Pt(111), Ni(111) and Pt₃Ni(111) surfaces: the effect of intermetallic bonding, *Surf. Sci.*, 2008, **602**, 2752–2757.
- 103 D. Pillay and M. D. Johannes, Effect of S on Pt(111) and Pt₃Ni(111) surfaces: a first principles study, *J. Phys. Chem. C*, 2008, **112**, 1544–1551.
- 104 X. J. Cui, K. Junge, X. C. Dai, C. Kreyenschulte, M. M. Pohl, S. Wohlrab, F. Shi, A. Bruckner and M. Beller, Synthesis of single atom based heterogeneous platinum catalysts: high selectivity and activity for hydrosilylation reactions, *ACS Cent. Sci.*, 2017, **3**, 580–585.
- 105 Z. L. Zhang, Y. H. Zhu, H. Asakura, B. Zhang, J. G. Zhang, M. X. Zhou, Y. Han, T. Tanaka, A. Q. Wang, T. Zhang and N. Yan, Thermally stable single atom Pt/m-Al₂O₃ for selective hydrogenation and CO oxidation, *Nat. Commun.*, 2017, **8**, 16100.
- 106 G. Vile, D. Albani, M. Nachtegaal, Z. P. Chen, D. Dontsova, M. Antonietti, N. Lopez and J. Perez-Ramirez, A stable single-site palladium catalyst for hydrogenations, *Angew. Chem., Int. Ed.*, 2015, **54**, 11265–11269.
- 107 J. H. Kwak, J. Z. Hu, D. Mei, C. W. Yi, D. H. Kim, C. H. F. Peden, L. F. Allard and J. Szanyi, Coordinatively unsaturated Al³⁺ centers as binding sites for active catalyst phases of platinum on gamma-Al₂O₃, *Science*, 2009, **325**, 1670–1673.
- 108 H. Xiong, A. K. Datye and Y. Wang, Thermally stable single-atom heterogeneous catalysts, *Adv. Mater.*, 2021, **33**, 2004319.
- 109 F. Yang, S. Ding, H. Song and N. Yan, Single-atom Pd dispersed on nanoscale anatase TiO₂ for the selective hydrogenation of phenylacetylene, *Sci. China Mater.*, 2020, **63**, 982–992.
- 110 P. X. Liu, Y. Zhao, R. X. Qin, S. G. Mo, G. X. Chen, L. Gu, D. M. Chevrier, P. Zhang, Q. Guo, D. D. Zang, B. H. Wu, G. Fu and N. F. Zheng, Photochemical route for synthesizing atomically dispersed palladium catalysts, *Science*, 2016, **352**, 797–801.
- 111 B. Wang, H. Cai and S. H. Shen, Single metal atom photocatalysis, *Small Methods*, 2019, **3**, 180047.
- 112 N. Dimitrov, Recent advances in the growth of metals, alloys, and multilayers by surface limited redox replacement (SLRR) based approaches, *Electrochim. Acta*, 2016, **209**, 599–622.
- 113 S. Bhanushali, S. Mahasivam, R. Ramanathan, M. Singh, E. L. H. Mayes, B. J. Murdoch, V. Bansal and M. Sastry, Photomodulated spatially confined chemical reactivity in

- a single silver nanoprism, *ACS Nano*, 2020, **14**, 11100–11109.
- 114 H. Xu, K. Zhang, B. Yan, J. T. Zhong, S. M. Li and Y. K. Du, Facile synthesis of Pd-decorated Pt/Ru networks with highly improved activity for methanol electrooxidation in alkaline media, *New J. Chem.*, 2017, **41**, 3048–3054.
- 115 L. Han, P. F. Wang, H. Liu, Q. Q. Tan and J. Yang, Balancing the galvanic replacement and reduction kinetics for the general formation of bimetallic CuM (M = Ru, Rh, Pd, Os, Ir, and Pt) hollow nanostructures, *J. Mater. Chem. A*, 2016, **4**, 18354–18365.
- 116 C. X. Xu, Y. Q. Liu, J. P. Wang, H. R. Geng and H. J. Qiu, Fabrication of nanoporous Cu-Pt(Pd) core/shell structure by galvanic replacement and its application in electrocatalysis, *ACS Appl. Mater. Interfaces*, 2011, **3**, 4626–4632.
- 117 R. Ojani, Z. Abkar, E. Hasheminejad and J. B. Raoof, Rapid fabrication of Cu/Pd nano/micro-particles porous-structured catalyst using hydrogen bubbles dynamic template and their enhanced catalytic performance for formic acid electrooxidation, *Int. J. Hydrogen Energy*, 2014, **39**, 7788–7797.
- 118 X. X. Cao, A. Mirjalili, J. Wheeler, W. Xie and B. W. L. Jang, Investigation of the preparation methodologies of Pd-Cu single atom alloy catalysts for selective hydrogenation of acetylene, *Front. Chem. Sci. Eng.*, 2015, **9**, 442–449.
- 119 C. J. Hsu, C. W. Huang, Y. W. Hao and F. Q. Liu, Au/Pd core-shell nanoparticles for enhanced electrocatalytic activity and durability, *Electrochem. Commun.*, 2012, **23**, 133–136.
- 120 B. Rezaei, E. Havakeshian and A. A. Ensafi, Electrocatalytic activity of bimetallic Pd-Au nanostructure supported on nanoporous stainless steel surface using galvanic replacement reaction toward the glycerol oxidation in alkaline media, *J. Electroanal. Chem.*, 2016, **782**, 108–116.
- 121 J. H. Shim and J. Son, *Fabrication of sponge-like nanoporous Pd/Au electrocatalysts for oxygen reduction through a galvanic replacement reaction*, presented at 246th National Meeting of the American-Chemical-Society, Indianapolis, 2013.
- 122 R. Ojani, J. B. Raoof and E. Hasheminejad, One-step electroless deposition of Pd/Pt bimetallic microstructures by galvanic replacement on copper substrate and investigation of its performance for the hydrogen evolution reaction, *Int. J. Hydrogen Energy*, 2013, **38**, 92–99.
- 123 B. Rezaei, M. Molzhtarianpour and A. A. Ensafi, Fabricated of bimetallic Pd/Pt nanostructure deposited on copper nanofoam substrate by galvanic replacement as an effective electrocatalyst for hydrogen evolution reaction, *Int. J. Hydrogen Energy*, 2015, **40**, 6754–6762.
- 124 R. Wu, Q. C. Kong, C. L. Fu, S. Q. Lai, C. Ye, J. Y. Liu, Y. X. Chen and J. Q. Hu, One-pot synthesis and enhanced catalytic performance of Pd and Pt nanocages via galvanic replacement reactions, *RSC Adv.*, 2013, **3**, 12577–12580.
- 125 V. Venkatasamy, N. Jayaraju, S. M. Cox, C. Thambidurai and J. L. Stickney, Studies of Hg((1-x)Cd(x)Te formation by electrochemical atomic layer deposition and investigations into bandgap engineering, *J. Electrochem. Soc.*, 2007, **154**, H720–H725.
- 126 X. H. Xia, Y. Wang, A. Ruditskiy and Y. N. Xia, 25th anniversary article: galvanic replacement: a simple and versatile route to hollow nanostructures with tunable and well-controlled properties, *Adv. Mater.*, 2013, **25**, 6313–6333.
- 127 R. E. Rettew, J. W. Guthrie and F. M. Alamgir, Layer-by-layer Pt growth on polycrystalline Au: surface-limited redox replacement of overpotentially deposited Ni monolayers, *J. Electrochem. Soc.*, 2009, **156**, D513–D516.
- 128 F. Merkoci, J. Patarroyo, L. Russo, J. Piella and A. Genc, Understanding galvanic replacement reactions: the case of Pt and Ag, *Mater. Today Adv.*, 2020, **5**, 100037.
- 129 L. Zhang, L. Han, H. Liu, X. Liu and J. Luo, Potential-cycling synthesis of single platinum atoms for efficient hydrogen evolution in neutral media, *Angew. Chem., Int. Ed.*, 2017, **56**, 13694–13698.
- 130 M. C. Hu, Z. Y. Wu, Z. H. Yao, J. S. Young, L. L. Luo, Y. G. Du, C. M. Wang, Z. Iqbal and X. Q. Wang, N-8 stabilized single-atom Pd for highly selective hydrogenation of acetylene, *J. Catal.*, 2021, **395**, 46–53.
- 131 H. Small, T. S. Stevens and W. C. Bauman, Novel ion-exchange chromatographic method using conductimetric detection, *Anal. Chem.*, 1975, **47**, 1801–1809.
- 132 A. D. Yaprntsev, A. E. Baranchikov and V. K. Ivanov, Layered rare-earth hydroxides: a new family of anion-exchangeable layered inorganic materials, *Russ. Chem. Rev.*, 2020, **89**, 629–666.
- 133 L.-Q. Yu, W.-J. Xia, W.-J. Ma, T.-E. Wen, S.-L. Chen, F. Jin, B.-C. Huang and R.-C. Jin, Universal method to fabricate transition metal single-atom-anchored carbon with excellent oxygen reduction reaction activity, *ACS Appl. Mater. Interfaces*, 2021, **13**, 13534–13540.
- 134 L. Zhang, A. Wang, J. T. Miller, X. Liu, X. Yang, W. Wang, L. Li, Y. Huang, C. Y. Mou and T. Zhang, Efficient and durable Au alloyed Pd single-atom catalyst for the ullmann reaction of aryl chlorides in water, *ACS Catal.*, 2014, **4**, 1546–1553.
- 135 J. M. Thomas and R. Raja, The advantages and future potential of single-site heterogeneous catalysts, *Top. Catal.*, 2006, **40**, 3–17.
- 136 J. M. Thomas, R. Raja, G. Sankar and R. G. Bell, Molecular-sieve catalysts for the selective oxidation of linear alkanes by molecular oxygen, *Nature*, 1999, **398**, 227–230.
- 137 M. Dugal, G. Sankar, R. Raja and J. M. Thomas, Designing a heterogeneous catalyst for the production of adipic acid by aerial oxidation of cyclohexane, *Angew. Chem., Int. Ed.*, 2000, **39**, 2310–2313.
- 138 R. Raja, G. Sankar and J. M. Thomas, Designing a molecular sieve catalyst for the aerial oxidation of n-hexane to adipic acid, *Angew. Chem., Int. Ed.*, 2000, **39**, 2313–2316.
- 139 J. M. Thomas, R. Raja, G. Sankar and R. G. Bell, Molecular sieve catalysts for the regioselective and shape-selective oxyfunctionalization of alkanes in air, *Acc. Chem. Res.*, 2001, **34**, 191–200.
- 140 C. Peng, R. Yan, H. G. Peng, Y. Y. Mi, J. Liang, W. M. Liu, X. Wang, G. Song, P. Wu and F. D. Liu, One-pot synthesis of layered mesoporous ZSM-5 plus Cu ion-exchange:

- enhanced NH_3 -SCR performance on Cu-ZSM-5 with hierarchical pore structures, *J. Hazard. Mater.*, 2020, **385**, 121593.
- 141 M. N. Garcia, P. Verma, D. S. Torres, R. Raja, K. Mori and H. Yamashita, *Single-site heterogeneous catalysts and photocatalysts for emerging applications, Advanced Heterogeneous Catalysts Volume 2: Applications at the Single-Atom Scale*, 2020, vol. 7, pp. 151–188.
- 142 S. F. Yuk, G. Collinge, M. Nguyen, M. S. Lee and R. Rousseau, *Single-atom catalysis: An analogy between heterogeneous and homogeneous catalysts, Advanced Heterogeneous Catalysts Volume 2: Applications at the Single-Atom Scale*, 2020, vol. 1, pp. 1–15.
- 143 H. S. Wei, X. Y. Liu, A. Q. Wang, L. L. Zhang, B. T. Qiao, X. F. Yang, Y. Q. Huang, S. Miao, J. Y. Liu and T. Zhang, FeO_x -supported platinum single-atom and pseudo-single-atom catalysts for chemoselective hydrogenation of functionalized nitroarenes, *Nat. Commun.*, 2014, **5**, 5634.
- 144 J. X. Liang, J. Lin, X. F. Yang, A. Q. Wang, B. T. Qiao, J. Y. Liu, T. Zhang and J. Li, Theoretical and experimental investigations on single-atom catalysis: Ir-1/ FeO_x for CO oxidation, *J. Phys. Chem. C*, 2014, **118**, 21945–21951.
- 145 J. X. Liang, X. F. Yang, A. Q. Wang, T. Zhang and J. Li, Theoretical investigations of non-noble metal single-atom catalysis: Ni_1/FeO_x for CO oxidation, *Catal. Sci. Technol.*, 2016, **6**, 6886–6892.
- 146 T. Yang, R. Fukuda, S. Hosokawa, T. Tanaka, S. Sakaki and M. Ehara, A theoretical investigation on CO oxidation by single-atom catalysts $\text{M}_1/\text{Al}_2\text{O}_3$ ($\text{M}=\text{Pd}$, Fe , Co , and Ni), *Chemcatchem*, 2017, **9**, 1222–1229.
- 147 G. Ding, L. Hao, H. Xu, L. Wang, J. Chen, T. Li, X. Tu and Q. Zhang, Atomically dispersed palladium catalyses Suzuki-Miyaura reactions under phosphine-free conditions, *Commun. Chem.*, 2020, **3**, 43.
- 148 Y. Lou and J. Y. Liu, CO oxidation on metal oxide supported single Pt atoms: the role of the support, *Ind. Eng. Chem. Res.*, 2017, **56**, 6916–6925.
- 149 V. R. Akhmetova and E. B. Rakhimova, One-pot cyclothiomethylation of amines as efficient method for the synthesis of saturated five-, six-, seven-, and eight-membered S,N-heterocycles, *Russ. J. Org. Chem.*, 2014, **50**, 1711–1731.
- 150 S. Y. Liu, L. Zhou, L. Y. Yao, L. Y. Chai, L. Li, G. Zhang, Kankan and K. Y. Shi, One-pot reflux method synthesis of cobalt hydroxide nanoflake-reduced graphene oxide hybrid and their NO_x gas sensors at room temperature, *J. Alloys Compd.*, 2014, **612**, 126–133.
- 151 T. Miyazaki, H. Sato, T. Sakakibara and Y. Kajihara, An approach to the precise chemoenzymatic synthesis of C-13-labeled sialyloligosaccharide on an intact glycoprotein: a novel one-pot 3-C-13-labeling method for sialic acid analogues by control of the reversible aldolase reaction, enzymatic synthesis of 3-C-13 -NeuAc- α -(2 \rightarrow 3)- U-C-13 -Gal- β -(1 \rightarrow 4)-GlcNAc- β - sequence onto glycoprotein, and its conformational analysis by developed NMR techniques, *J. Am. Chem. Soc.*, 2000, **122**, 5678–5694.
- 152 J. J. Ge, D. S. He, W. X. Chen, H. X. Ju, H. Zhang, T. T. Chao, X. Q. Wang, R. You, Y. Lin, Y. Wang, J. F. Zhu, H. Li, B. Xiao, W. X. Huang, Y. Wu, X. Hong and Y. D. Li, Atomically dispersed Ru on ultrathin Pd nanoribbons, *J. Am. Chem. Soc.*, 2016, **138**, 13850–13853.
- 153 Z. Wang, L. Gu, L. Song, H. Wang and R. Yu, Facile one-pot synthesis of MOF supported gold pseudo-single-atom catalysts for hydrogenation reactions, *Mater. Chem. Front.*, 2018, **2**, 1024–1030.
- 154 A. Muezzinoglu, A review of environmental considerations on gold mining and production, *Crit. Rev. Environ. Sci. Technol.*, 2003, **33**, 45–71.
- 155 S. S. Konyratbekova, A. Baikonurova and A. Akcil, Non-cyanide leaching processes in gold hydrometallurgy and iodine-iodide applications: a review, *Miner. Process. Extr. Metall. Rev.*, 2015, **36**, 198–212.
- 156 M. Yang, L. F. Allard and M. Flytzani-Stephanopoulos, Atomically dispersed $\text{Au}(\text{OH})_x$ species bound on titania catalyze the low-temperature water-gas shift reaction, *J. Am. Chem. Soc.*, 2013, **135**, 3768–3771.
- 157 M. Flytzani-Stephanopoulos, Gold atoms stabilized on various supports catalyze the water-gas shift reaction, *Acc. Chem. Res.*, 2014, **47**, 783–792.
- 158 Y. Guan and E. J. M. Hensen, Cyanide leaching of Au/CeO_2 : highly active gold clusters for 1,3-butadiene hydrogenation, *Phys. Chem. Chem. Phys.*, 2009, **11**, 9578–9582.
- 159 Y. J. Guan, D. A. J. M. Lighthart, O. Pirgon-Galin, J. A. Z. Pieterse, R. A. van Santen and E. J. M. Hensen, Gold stabilized by nanostructured ceria supports: nature of the active sites and catalytic performance, *Top. Catal.*, 2011, **54**, 424–438.
- 160 Q. Fu, H. Saltsburg and M. Flytzani-Stephanopoulos, Active nonmetallic Au and Pt species on ceria-based water-gas shift catalysts, *Science*, 2003, **301**, 935–938.
- 161 W. Deng, A. I. Frenkel, R. Si and M. Flytzani-Stephanopoulos, Reaction-relevant gold structures in the low temperature water-gas shift reaction on $\text{Au}-\text{CeO}_2$, *J. Phys. Chem. C*, 2008, **112**, 12834–12840.
- 162 R. Si and M. Flytzani-Stephanopoulos, Shape and crystal-plane effects of nanoscale ceria on the activity of $\text{Au}-\text{CeO}_2$ catalysts for the water-gas shift reaction, *Angew. Chem., Int. Ed.*, 2008, **47**, 2884–2887.
- 163 N. Yi, R. Si, H. Saltsburg and M. Flytzani-Stephanopoulos, Active gold species on cerium oxide nanoshapes for methanol steam reforming and the water gas shift reactions, *Energy Environ. Sci.*, 2010, **3**, 831–837.
- 164 D. Tibiletti, A. Amieiro-Fonseca, R. Burch, Y. Chen, J. M. Fisher, A. Goguet, C. Hardacre, P. Hu and A. Thompsett, DFT and in situ EXAFS investigation of gold/ceria-zirconia low-temperature water gas shift catalysts: identification of the nature of the active form of gold, *J. Phys. Chem. B*, 2005, **109**, 22553–22559.
- 165 W. L. Deng, C. Carpenter, N. Yi and M. Flytzani-Stephanopoulos, Comparison of the activity of Au/CeO_2 and $\text{Au}/\text{Fe}_2\text{O}_3$ catalysts for the CO oxidation and the water-gas shift reactions, *Top. Catal.*, 2007, **44**, 199–208.

- 166 W. L. Deng and M. Flytzani-Stephanopoulos, On the issue of the deactivation of Au-ceria and Pt-ceria water-gas shift catalysts in practical fuel-cell applications, *Angew. Chem., Int. Ed.*, 2006, **45**, 2285–2289.
- 167 G. A. Filonenko, W. L. Vrijburg, E. J. M. Hensen and E. A. Pidko, On the activity of supported Au catalysts in the liquid phase hydrogenation of CO₂ to formates, *J. Catal.*, 2016, **343**, 97–105.
- 168 J. D. Lessard, I. Valsamakis and M. Flytzani-Stephanopoulos, Novel Au/La₂O₃ and Au/La₂O₂SO₄ catalysts for the water-gas shift reaction prepared via an anion adsorption method, *Chem. Commun.*, 2012, **48**, 4857–4859.
- 169 V. Muravev, G. Spezzati, Y.-Q. Su and A. Parastaev, Interface dynamics of Pd–CeO₂ single-atom catalysts during CO oxidation, *Nat. Catal.*, 2021, **4**, 469–478.
- 170 S. Ding, H.-A. Chen, X. Fu, Q. He, J. Panpranot, C.-M. Yang and N. Yan, High-temperature flame spray pyrolysis induced stabilization of Pt single-atom catalysts, *Appl. Catal., B*, 2021, **281**, 119471.
- 171 J.-C. Liu, H. Xiao and J. Li, Constructing high-loading single-atom/cluster catalysts via an electrochemical potential window strategy, *J. Am. Chem. Soc.*, 2020, **142**, 3375–3383.
- 172 Q. Wu, J. Liang, Z.-L. Xie, Y.-B. Huang and R. Cao, Spatial sites separation strategy to fabricate atomically isolated nickel catalysts for efficient CO₂ electroreduction, *ACS Mater. Lett.*, 2021, **3**, 454–461.
- 173 J. Wang, Q. Kuang, X. Su, X. Lu, L. Leng, M. Zhang, C. Guo, T. Li, Q. Xu, S. Sun, J. H. Horton, W. Wu and Z. Li, Isolated palladium atoms dispersed on silicoaluminophosphate-31 (SAPO-31) for the semihydrogenation of alkynes, *ACS Appl. Nano Mater.*, 2021, **4**, 861–868.
- 174 X.-P. Zou, L.-N. Wang, X.-N. Li, Q.-Y. Liu, Y.-X. Zhao, T.-M. Ma and S.-G. He, Noble-metal-free single-atom catalysts CuAl₄O₇₋₉⁻ for CO oxidation by O₂, *Angew. Chem., Int. Ed.*, 2018, **57**, 10989–10993.
- 175 R. Lin, D. Albani, E. Fako, S. K. Kaiser, O. V. Safonova, N. Lopez and J. Perez-Ramirez, Design of single gold atoms on nitrogen-doped carbon for molecular recognition in alkyne semi-hydrogenation, *Angew. Chem., Int. Ed.*, 2019, **58**, 504–509.
- 176 J. Fu, J. Dong, R. Si, K. Sun, J. Zhang, M. Li, N. Yu, B. Zhang, M. G. Humphrey, Q. Fu and J. Huang, Synergistic effects for enhanced catalysis in a dual single-atom catalyst, *ACS Catal.*, 2021, **11**, 1952–1961.
- 177 J. Wang, E. Kim, D. P. Kumar, A. P. Rangappa, Y. Kim, Y. Zhang and T. K. Kim, Highly durable and fully dispersed cobalt diatomic site catalysts for CO₂ photoreduction to CH₄, *Angew. Chem., Int. Ed.*, 2021, **60**, 2–12.
- 178 J. Wang, T. Heil, B. Zhu, C.-W. Tung, J. Yu, C. Hao Ming, M. Antonietti and S. Cao, A single Cu-center containing enzyme-mimic enabling full photosynthesis under CO₂ reduction, *ACS Nano*, 2020, **14**, 8584–8593.
- 179 K. Fujiwara and S. E. Pratsinis, Single Pd atoms on TiO₂ dominate photocatalytic NO_x removal, *Appl. Catal. B Environ.*, 2018, **226**, 127–134.
- 180 Y. Xue, B. Huang, Y. Yi, Y. Guo, Z. Zuo, Y. Li, Z. Jia, H. Liu and Y. Li, Anchoring zero valence single atoms of nickel and iron on graphdiyne for hydrogen evolution, *Nat. Commun.*, 2018, **9**, 1460.
- 181 D. Yi, F. Lu, F. Zhang, S. Liu, B. Zhou, D. Gao, X. Wang and J. Yao, Regulating charge transfer of lattice oxygen in single-atom-doped titania for hydrogen evolution, *Angew. Chem., Int. Ed.*, 2020, **59**, 15855–15859.
- 182 C.-C. Hou, L. Zou, L. Sun, K. Zhang, Z. Liu, Y. Li, C. Li, R. Zou, J. Yu and Q. Xu, Single-atom iron catalysts on overhang-eave carbon cages for high-performance oxygen reduction reaction, *Angew. Chem., Int. Ed.*, 2020, **59**, 7384–7389.
- 183 P. Song, M. Luo, X. Liu, W. Xing, W. Xu, Z. Jiang and L. Gu, Zn single atom catalyst for highly efficient oxygen reduction reaction, *Adv. Funct. Mater.*, 2017, **27**, 1700802.