



# Foliar Spray of Micronutrients Alleviates Heat and Moisture Stress in Lentil (*Lens culinaris* Medik) Grown Under Rainfed Field Conditions

Visha Kumari Venugopalan<sup>1,2\*</sup>, Rajib Nath<sup>1</sup>, Kajal Sengupta<sup>1</sup>, Anjan K. Pal<sup>3</sup>, Saon Banerjee<sup>4</sup>, Purabi Banerjee<sup>1</sup>, Malamal A. Sarath Chandran<sup>2,4</sup>, Suman Roy<sup>5</sup>, Laxmi Sharma<sup>6</sup>, Akbar Hossain<sup>6</sup> and Kadambot H. M. Siddique<sup>7\*</sup>

## OPEN ACCESS

### Edited by:

Maria Cecilia Rousseaux,  
Centro Regional de Investigaciones  
Científicas y Transferencia  
Tecnológica de La Rioja (CRILAR  
CONICET), Argentina

### Reviewed by:

Arun K. Shanker,  
Central Research Institute for Dryland  
Agriculture (ICAR), India  
Basharat Ali,  
University of Agriculture, Faisalabad,  
Pakistan

### \*Correspondence:

Visha Kumari Venugopalan  
visha.venugopal@gmail.com  
Kadambot H. M. Siddique  
kadambot.siddique@uwa.edu.au

### Specialty section:

This article was submitted to  
Crop and Product Physiology,  
a section of the journal  
Frontiers in Plant Science

**Received:** 03 January 2022

**Accepted:** 23 February 2022

**Published:** 07 April 2022

### Citation:

Venugopalan VK, Nath R,  
Sengupta K, Pal AK, Banerjee S,  
Banerjee P, Chandran MAS, Roy S,  
Sharma L, Hossain A and  
Siddique KHM (2022) Foliar Spray  
of Micronutrients Alleviates Heat  
and Moisture Stress in Lentil (*Lens  
culinaris* Medik) Grown Under Rainfed  
Field Conditions.  
Front. Plant Sci. 13:847743.  
doi: 10.3389/fpls.2022.847743

<sup>1</sup> Department of Agronomy, Bidhan Chandra Krishi Viswavidyalaya, Mohanpur, India, <sup>2</sup> Indian Council of Agricultural Research (ICAR)-Central Research Institute for Dryland Agriculture, Hyderabad, India, <sup>3</sup> Department of Crop Physiology, Bidhan Chandra Krishi Viswavidyalaya, Mohanpur, India, <sup>4</sup> Department of Agricultural Meteorology and Physics, Bidhan Chandra Krishi Viswavidyalaya, Mohanpur, India, <sup>5</sup> Indian Council of Agricultural Research (ICAR)-Central Research Institute for Jute and Allied Fibers, Kolkata, India, <sup>6</sup> Department of Agronomy, Bangladesh Wheat and Maize Research Institute, Dinajpur, Bangladesh, <sup>7</sup> The University of Western Australia (UWA) Institute of Agriculture and School of Agriculture and Environment, The University of Western Australia, Perth, WA, Australia

The simultaneous occurrence of high temperature and moisture stress during the reproductive stage of lentil (*Lens culinaris* Medik) constrains yield potential by disrupting the plant defense system. We studied the detrimental outcomes of heat and moisture stress on rainfed lentils under residual moisture in a field experiment conducted on clay loam soil (Aeric Haplaquept) in eastern India from 2018 to 2019 and from 2019 to 2020 in winter seasons. Lentil was sown on two dates (November and December) to expose the later sowing to higher temperatures and moisture stress. Foliar sprays of boron (0.2% B), zinc (0.5% Zn), and iron (0.5% Fe) were applied individually or in combination at the pre-flowering and pod development stages. High temperatures increased malondialdehyde (MDA) content due to membrane degradation and reduced leaf chlorophyll content, net photosynthetic rate, stomatal conductance, water potential, and yield (kg ha<sup>-1</sup>). The nutrient treatments affected the growth and physiology of stressed lentil plants. The B+Fe treatment outperformed the other nutrient treatments for both sowing dates, increasing peroxidase (POX) and ascorbate peroxidase (APX) activities, chlorophyll content, net photosynthetic rate, stomatal conductance, relative leaf water content (RLWC), seed filling duration, seed growth rate, and yield per hectare. The B+Fe treatment increased seed yield by 35–38% in late-sown lentils (December). In addition, the micronutrient treatments positively impacted physiological responses under heat and moisture stress with B+Fe and B+Fe+Zn alleviating heat and moisture stress-induced perturbations. Moreover, the exogenous nutrients helped in improving physiochemical attributes, such as chlorophyll content, net photosynthetic rate, stomatal conductance, water potential, seed filling duration, and seed growth rate.

**Keywords:** Heat stress, chlorophyll, relative water content, antioxidant machinery, pollen

## INTRODUCTION

Abiotic stresses, such as elevated temperature and moisture stress, are key limiting factors for crop development and output. Climate change has intensified adverse crop environments, which result in significant economic losses in agricultural and horticultural crops (Beck et al., 2007). High temperatures are frequently associated with less water availability. The increased likelihood of combined drought and heat stress events in the future (IPCC, 2014) highlights the need to explore crop responses to these combined stresses and cost-effective management options.

Lentil is a versatile and profitable pulse crop. It is an excellent source of complex carbohydrates, protein, minerals, vitamins, and dietary fiber for humans, and valuable feed and fodder for livestock (Ninou et al., 2019). In India, lentil is a cool-season food legume crop often planted as a rainfed crop during winter. It is grown on 1.51 million ha, producing 1.56 million tons (1,032 kg ha<sup>-1</sup>) (Directorate of Economics and Statistics, 2020). In India's vast fallow land, lentils can be cultivated on residual soil moisture after the previous rice harvest without additional irrigation. However, the short winter season and temperature fluctuations inhibit lentil growth and productivity. As with chickpea (Kaushal et al., 2013) and lentils (Sita et al., 2017a; Venugopalan et al., 2021a), cool-season food legumes are adapted to low and mild temperature environments and thus susceptible to heat stress (Sita et al., 2017b; Venugopalan et al., 2021b), particularly, during reproductive growth, significantly reducing seed yields (Sita et al., 2017b; Venugopalan et al., 2021b).

Temperatures exceeding 32/20°C (max/min) during lentil flowering and pod filling can significantly impact seed output and quality (Delahunty et al., 2015; Bourgault et al., 2018; Venugopalan et al., 2021b). Furthermore, in eastern India, long-duration rice production prevents the sowing of lentils as a sole crop. Long-term trend analysis data show that late-sown lentils face heat and moisture stress. The crop can experience initial or late moisture stress due to the hard layer of puddled rice soil that depletes soil moisture. The occurrence of moisture and heat stress during the reproductive stage (terminal stage) is a major concern for lentil yield.

Foliar sprays of micronutrients aid their rapid translocation, reducing plant stress, especially under late-sown conditions. Exogenous nutrition administration could be a useful strategy for reducing the adverse effects of heat (Waraich et al., 2012). Zinc (Zn) is essential during the reproductive phase of crops. Zinc-mediated regulation of water relations confers heat tolerance by maintaining cell water and osmotic potential under stress. Iron (Fe) is required for various plant metabolic reactions and helps during stress (Briat et al., 1995; Rout and Sahoo, 2015). Boron (B) is essential for plant reproduction and growth (Dear and Lipsett, 1987; Dell and Huang, 1997). Under stressful conditions, B enhances stomatal opening and gaseous exchange regulation (Chen et al., 2008).

We hypothesize that these micronutrients (Zn, B, and Fe) ameliorate heat and moisture stress in late-sown lentil crops, given their relevance in protecting crops from a wide range of abiotic stresses. We investigated the impact of micronutrient

**TABLE 1** | Treatment description and abbreviation.

Treatment	Abbreviation
No spray (Control)	Control
Foliar spray: tap water	Tap water
Foliar spray: 0.5% Zn (ZnSO <sub>4</sub> ·7H <sub>2</sub> O)	Zn@0.5%
Foliar spray: 0.5% Fe (FeSO <sub>4</sub> ·7H <sub>2</sub> O)	Fe@0.5%
Foliar spray: 0.2% (Na <sub>2</sub> B <sub>4</sub> O <sub>7</sub> ·10H <sub>2</sub> O)	B@0.2%
Foliar spray: 0.5% Zn + 0.2% B	Zn+B
Foliar spray: 0.5% Zn + 0.5% Fe	Zn+Fe
Foliar spray: 0.2% B + 0.5% Fe	B+Fe
Foliar spray: 0.5% Zn + 0.5% Fe + 0.2% B	Zn+B+Fe

foliar sprays on photosynthesis, stomatal conductance, and reproduction. We conducted a field experiment to (1) determine the effect of sowing time and foliar sprays on the physiochemical properties and yield of lentils and (2) reveal the role of Zn, B, and Fe in alleviating the impact of high temperature and moisture stress.

## MATERIALS AND METHODS

### Site Characteristics

The field experiments were conducted during the period from 2018 to 19 and from 2019 to 20 in winter seasons at the Seed Farm of Bidhan Chandra Krishi Viswavidyalaya (22°58' N and 88°32' E; 9.75 m asl) in Kalyani, West Bengal, India. The study site is flat with a well-drained Gangetic alluvial soil (order: Inceptisol), belonging to the clayey loams, with medium fertility and almost neutral reaction. The soil is low in organic carbon (wet-digestion method), available nitrogen (alkaline permanganate-oxidizable), zinc [diethylenetriaminepentaacetic acid (DTPA)-extractable], boron (azomethine-H), and iron (DTPA-extractable) (0.52%, 138 kg ha<sup>-1</sup>, 0.40 mg kg<sup>-1</sup>, 0.49 mg kg<sup>-1</sup>, and 0.45 mg kg<sup>-1</sup>, respectively), and fairly rich in available P (Brays' P) and K (NH<sub>4</sub>OAC-extractable) (13 and 132 kg ha<sup>-1</sup>, respectively).

### Treatment Description and Experimental Design

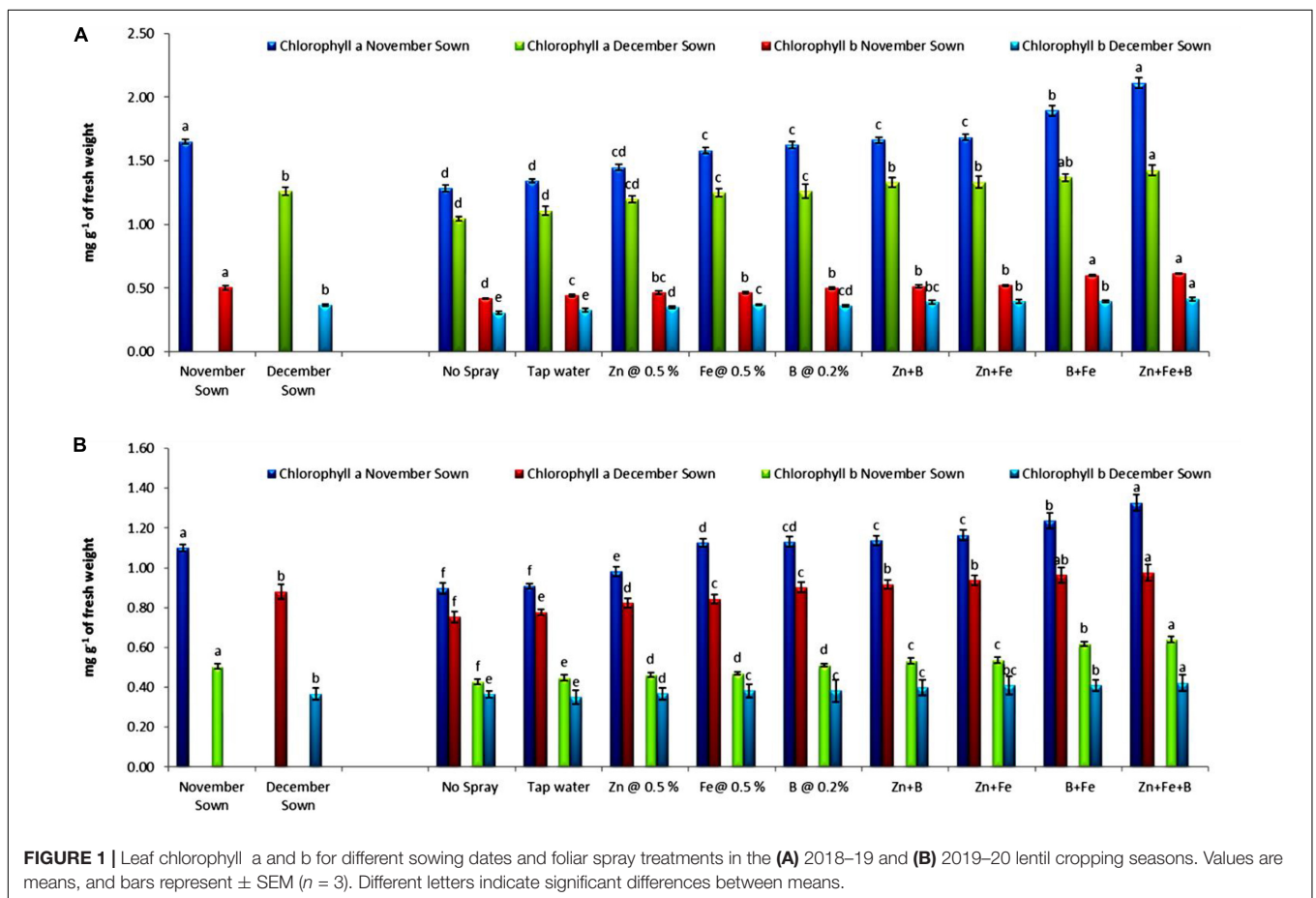
The experiments had a split-plot design with three replications. The main plots were two planting dates: November (normal) and December (late), and the subplots comprised foliar sprays of various micronutrients (see **Table 1** for treatment abbreviations and details). A popular red lentil type, *Moitree* (WBL 77), was used due to its medium duration and high production. The foliar sprays were applied during the flowering and pod development stages.

### Crop Management

Seeds were sown in a 5 × 4 m experimental plot at 30 cm row spacing. Standard crop management procedures were used that include a uniform N: P: K fertilizer dose of 20: 17.5: 334 kg ha<sup>-1</sup> and one hand weeding 25–30 days after sowing. No irrigation was

**TABLE 2** | Mean rainfall and maximum and minimum temperatures during crop phenological stages.

Parameter	Year	Sowing time	Germination	Flowering	Pod initiation	Maturity
Rainfall (mm)	2018–19	Normal	0	21.4	0	0
		Late	5.2	13.6	0.6	51
	2019–20	Normal	0	15.4	0	0
		Late	0	0	0	0.3
Tmax (°C)	2018–19	Normal	29.6	26.4	24.7	25.9
		Late	25.7	24.3	26.5	29.4
	2019–20	Normal	30.1	25.5	23.1	26.4
		Late	27	22.4	24	29.8
Tmin (°C)	2018–19	Normal	17.7	13.6	9.2	10.7
		Late	10.5	9.6	11.9	11.5
	2019–20	Normal	18.1	13.6	11.5	12.8
		Late	15.4	11	11.1	16.7



provided because lentil is grown on residual soil moisture from rainfall during the winter season.

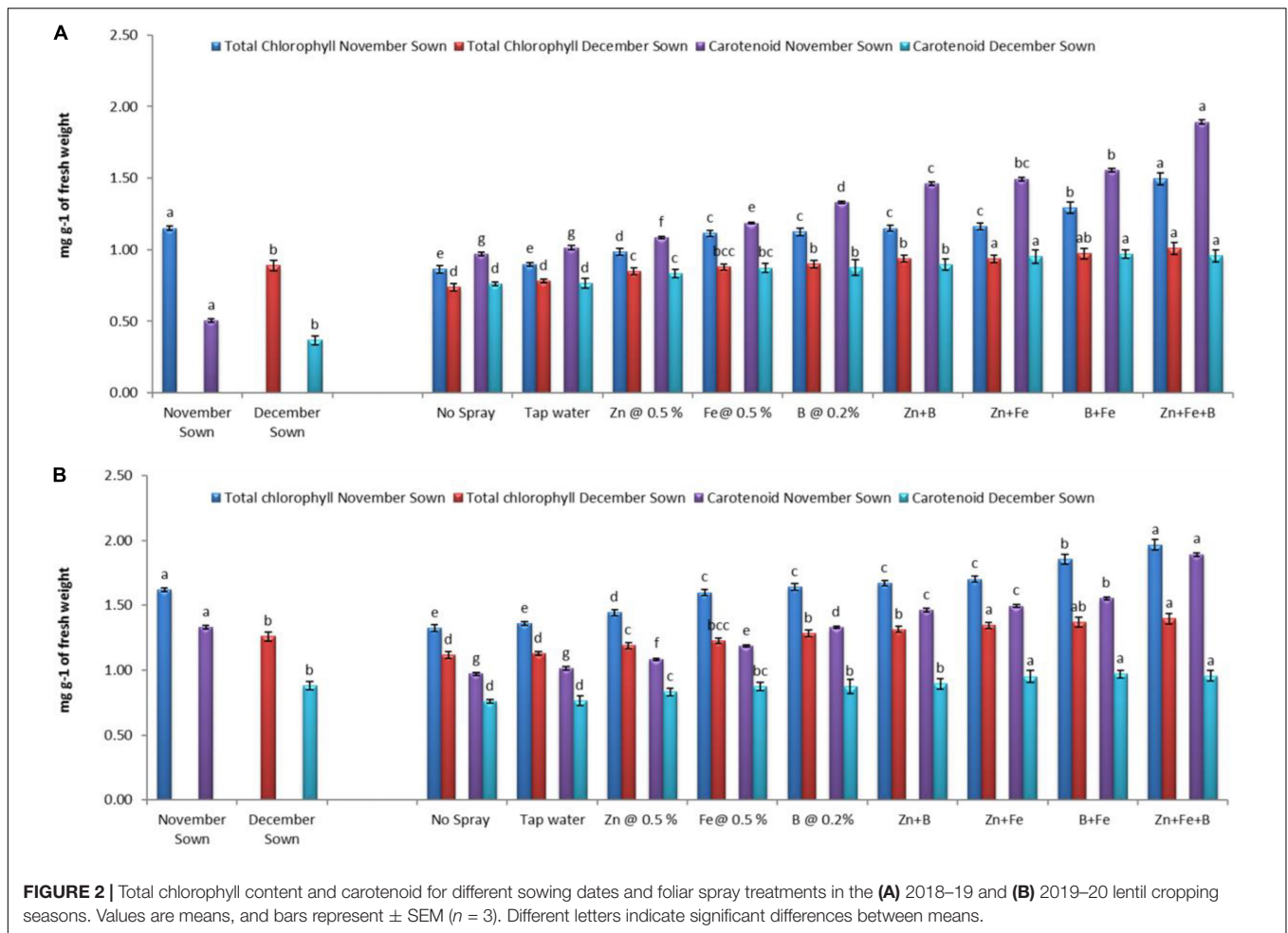
Meteorological data were collected from the All India Coordinated Research Project on Agrometeorology unit, Directorate of Research, Kalyani, West Bengal, from November 2018 to March 2019 and from November 2019 to March 2020. Phenological stage mean rainfall and maximum and minimum temperatures are shown in **Table 2**. The temperature and moisture status of the soil at various stages

of crop growth in both years are given in **Supplementary Tables 1, 2**.

## Measurement of Physiological Parameters

### Chlorophyll Content

The chlorophyll content in leaf samples was estimated as per Arnon (1949). Absorbance was read at 480, 510, 645, and 663 nm using a Systronics-105 spectrophotometer against a



blank containing 80% acetone. The amount of chlorophyll *a*, chlorophyll *b*, total chlorophyll, and carotenoids was estimated as follows:

$$\text{mg of chlorophyll } a \text{ g}^{-1} \text{ of fresh weight} \\ = [(12.7 \times A_{663}) - (2.69 \times A_{645})] \times \left( \frac{V}{W} \times 1,000 \right)$$

$$\text{mg of chlorophyll } b \text{ g}^{-1} \text{ of fresh weight} \\ = [(22.9 \times A_{665}) - (4.68 \times A_{663})] \times \left( \frac{V}{W} \times 1,000 \right)$$

$$\text{mg of total chlorophyll g}^{-1} \text{ of fresh weight} \\ = [(12.7 \times A_{663}) - (2.69 \times A_{645})] \times \left( \frac{V}{W} \times 1,000 \right)$$

$$\text{mg of carotenoid g}^{-1} \text{ of fresh weight} \\ = [(7.6 \times A_{480}) - (1.49 \times A_{510})] \times \left( \frac{V}{W} \times 1,000 \right)$$

where  $V$  = volume of extract (ml),  $W$  = fresh weight (FW) of tissue (g), and  $A$  = absorbance.

## Pollen Studies

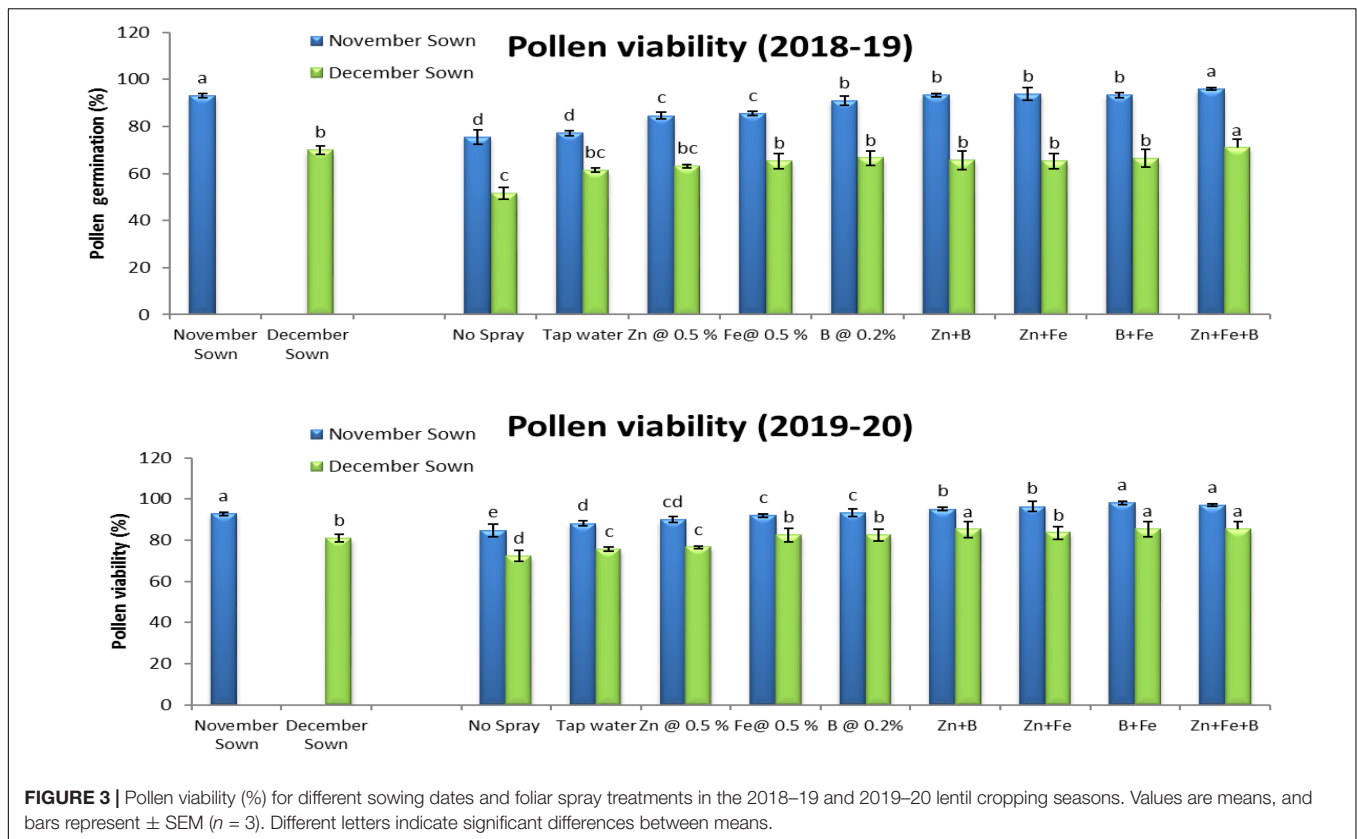
Pollen viability was estimated by acetocarmine stain (Srinivasan and Gaur, 2011) and expressed in percentage. Pollen fertility was determined by their staining ability. Pollen germination was estimated as per Niles and Quesenberry (1992). Pollen germination was recorded at 30-min intervals for up to 90 min, by which time the pollen had reached maximum germination percentage. The slides were viewed under a microscope (10 $\times$ ).

## Seed Growth Rate and Seed Filling Duration

Five pods per plant (three plants from each replicate; nine plants total) were tagged at the beginning of pod filling (pod size  $\approx$  1 cm) and followed to physiological maturity to investigate seed growth rate and seed-filling duration, as reported by Sehgal et al. (2019). Seed dry weight was recorded 7 days after pod filling started and at physiological maturity after oven-drying at 45 $^{\circ}$ C for 5 days. The time (days) taken for tagged pods to complete seed filling was noted.

## Relative Leaf Water Content

Relative leaf water content (RLWC) was estimated as per Perez et al. (2002). Leaves (250 mg) were collected from five plants in each replication, cut into small pieces, and pooled to record FW.



The leaves were immersed in double-distilled water for 4 h, before recording turgid weight (TW), and then dried at  $80 \pm 1^\circ\text{C}$  in a hot air oven to constant weight to record dry weight (DW). The RLWC was expressed as follows:

$$RLWC = \frac{FW - DW}{TW - DW} \times 100$$

### Net Photosynthetic Rate, Transpiration Rate, and Stomatal Conductance

Leaf net photosynthetic rate ( $P_n$ ), transpiration rate ( $E$ ), and stomatal conductance ( $C$ ) were measured using a portable handheld photosynthesis system (CI-340 Handheld Photosynthesis system, CID Bio-Science, Inc. Camas, WA 98607, United States). The measurements were taken from fully developed upper leaves of three selected plants on clear sunny days between 10.30 a.m. and 12.30 p.m. at the 100% pod development stage.

### Enzyme Assays

Ascorbate peroxidase (APX) and peroxidase (POX) activities were measured according to the protocols by Nakano and Asada (1981) and Castillo et al. (1984), respectively. To extract the APX enzyme, a 1 g leaf sample was frozen in liquid nitrogen to suppress proteolytic activity, then ground in 10 ml of extraction buffer [0.1 M phosphate buffer, pH 7.5, with 0.5 mM ethylenediaminetetraacetic acid (EDTA)], passed through four layers of cheesecloth, and centrifuged at 15,000 g for 20 min. The absorbance of the supernatant was read at 290 nm at 1-min

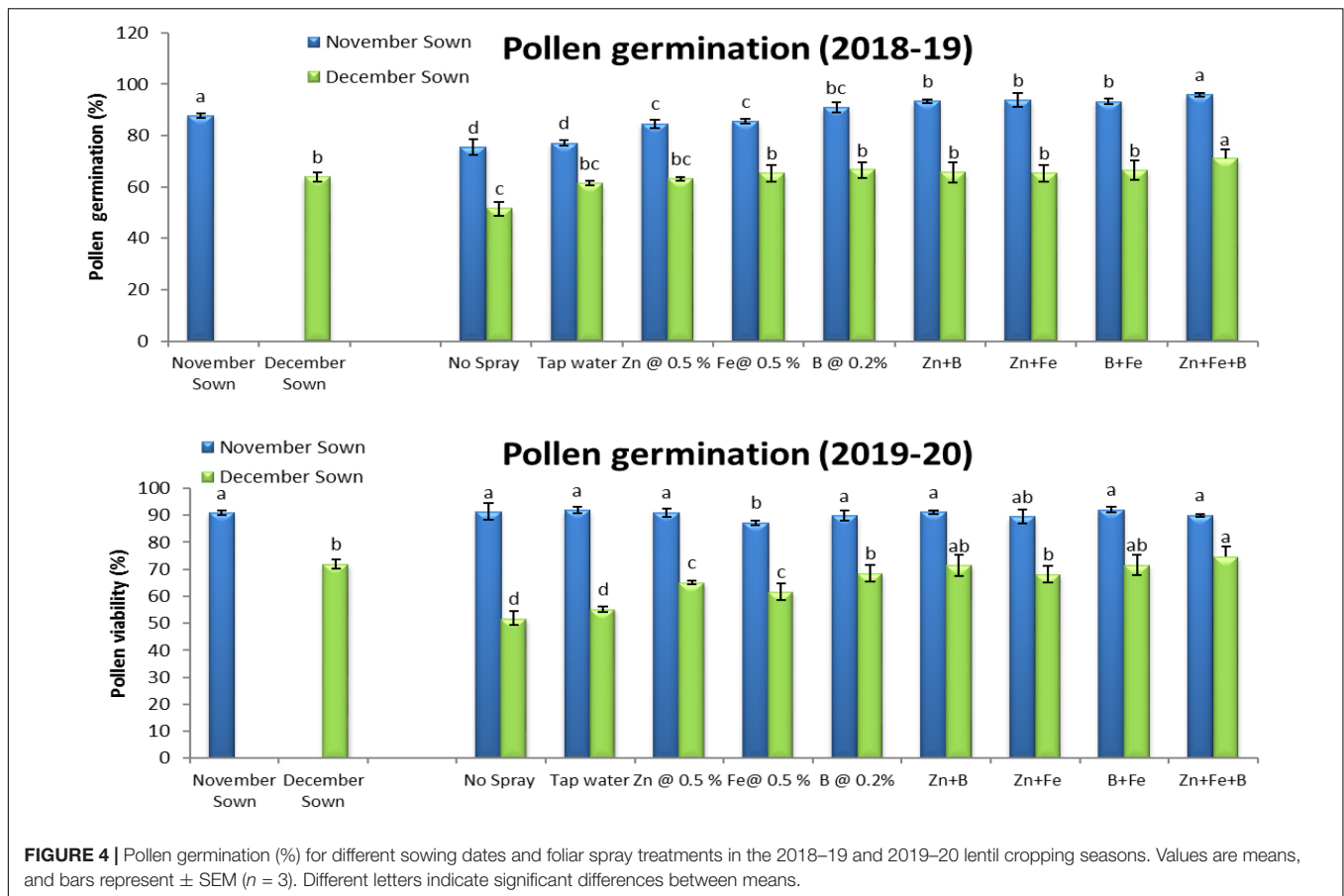
intervals for 5–10 min. The absorbance coefficient of ascorbic acid was  $2.8 \text{ mM}^{-1} \text{ cm}^{-1}$ . The POX extract was prepared by freezing a 1 g leaf sample in liquid nitrogen to prevent proteolytic activity, then grinding with 10 ml of extraction buffer (0.1 M phosphate buffer pH 7.5, containing 0.5 mM EDTA). The absorbance due to the formation of tetra-guaiacol was recorded at 470 nm, and the enzyme activity was calculated as the extinction coefficient of its oxidation product, tetra-guaiacol  $\epsilon = 26.2 \text{ mM}^{-1} \text{ cm}^{-1}$ .

### Lipid Peroxidation

Lipid peroxidation is the oxidative degradation of lipid-fatty acid by reactive oxygen species (ROS). The level of lipid peroxidation is measured in terms of thiobarbituric acid (TBA) reactive substances content (Heath and Packer, 1968) and expressed as malondialdehyde (MDA). A total of 4 ml of 0.5% TBA in 20% trichloroacetic acid (TCA) was added to a 1.0 ml aliquot of the supernatant, heated at  $95^\circ\text{C}$  for 30 min in a laboratory water bath, and cooled in an ice bath. After cooling, the aliquot was centrifuged at 10,000 g for 10 min. The absorbance of the clear supernatant was recorded at 532 nm. Values of non-specific absorption recorded at 600 nm were subtracted from the values recorded at 532 nm. The MDA content is calculated according to its extinction coefficient  $\epsilon = 155 \text{ mM} \text{ cm}^{-1}$ .

### Proline

Free proline content in the leaves was determined using the method of Bates et al. (1973).



**TABLE 3 |** Effect of sowing time and zinc, iron, and boron foliar sprays on seed growth rate and seed filling duration of lentil.

Treatments	Seed growth rate (g dry weight) (2018–19)		Seed growth rate (g dry weight) (2019–20)		Seed filling duration (days) (2018–19)		Seed filling duration (days) (2019–20)	
	Normal-sown	Late-sown	Normal-sown	Late-sown	Normal-sown	Late-sown	Normal-sown	Late-sown
Control	6.53 $\pm$ 0.05c	4.10 $\pm$ 0.30e	7.23 $\pm$ 0.15c	4.10 $\pm$ 0.12c	18.00 $\pm$ 0.24c	12.33 $\pm$ 0.01c	18.67 $\pm$ 0.21c	13.00 $\pm$ 0.02d
Tap water	6.80 $\pm$ 0.20c	4.17 $\pm$ 0.3e	7.33 $\pm$ 0.24c	4.20 $\pm$ 0.14c	18.00 $\pm$ 0.15c	12.00 $\pm$ 0.01c	18.67 $\pm$ 0.21c	13.33 $\pm$ 0.01c
Zn@0.5%	7.57 $\pm$ 0.40b	4.30 $\pm$ 0.50d	7.90 $\pm$ 0.31b	4.30 $\pm$ 0.12c	19.00 $\pm$ 0.12b	12.33 $\pm$ 0.01c	19.33 $\pm$ 0.34b	13.33 $\pm$ 0.31c
Fe@0.5%	8.07 $\pm$ 0.40ab	4.37 $\pm$ 0.40d	8.00 $\pm$ 0.30b	4.43 $\pm$ 0.14b	19.00 $\pm$ 0.31b	12.67 $\pm$ 0.02b	19.33 $\pm$ 0.11b	13.33 $\pm$ 0.21c
B@0.2%	8.20 $\pm$ 0.45a	4.2d3 $\pm$ 0.3d	8.20 $\pm$ 0.21ab	4.52 $\pm$ 0.22b	19.67 $\pm$ 0.02a	12.67 $\pm$ 0.57b	20.00 $\pm$ 0.25a	13.67 $\pm$ 0.24b
Zn+B	7.93 $\pm$ 0.05b	4.53 $\pm$ 0.05c	7.80 $\pm$ 0.24b	4.53 $\pm$ 0.20b	19.67 $\pm$ 0.14a	12.67 $\pm$ 0.57b	20.33 $\pm$ 0.32a	13.67 $\pm$ 0.21b
Zn+Fe	7.53 $\pm$ 0.20b	4.70 $\pm$ 0.36b	7.53 $\pm$ 0.24c	4.60 $\pm$ 0.31b	19.67 $\pm$ 0.12a	12.67 $\pm$ 0.54b	19.67 $\pm$ 0.32b	13.67 $\pm$ 0.12b
B+Fe	8.37 $\pm$ 0.66a	4.93 $\pm$ 0.15a	8.40 $\pm$ 0.25a	4.93 $\pm$ 0.25a	19.67 $\pm$ 0.12a	14.00 $\pm$ 0.45a	20.67 $\pm$ 0.14a	15.00 $\pm$ 0.14a
Zn+B+Fe	8.20 $\pm$ 0.62a	4.83 $\pm$ 0.30a	8.33 $\pm$ 0.24a	4.63 $\pm$ 0.47b	19.33 $\pm$ 0.14b	14.00 $\pm$ 0.48a	20.33 $\pm$ 0.24a	15.00 $\pm$ 0.14a

Values are means, and numbers with parentheses are  $\pm$  SEM ( $n = 3$ ). Different letters indicate significant differences between means.

### Grain Micronutrient Concentration

Zinc and Fe were analyzed using an atomic absorption spectrometer (210/211 VGP, United States). Boron was estimated according to the azomethine-H method (Lohse, 1982).

### Protein Analysis

The finely ground seed sample (0.5 g) was digested with concentrated H<sub>2</sub>SO<sub>4</sub>. Total nitrogen in seeds was determined by the micro-Kjeldahl method as per the procedure

suggested by Baethgen and Alley (1989). Seed protein contents were calculated by multiplying the nitrogen values by 6.25. Triplicate analyses were carried out on each sample.

### Soil Moisture Estimation

Soil moisture measurement was carried out gravimetrically. Moisture was recorded at three depths: 0–15 cm, 15–30 cm, and 30–45 cm. All samples were dried in an oven at

**TABLE 4 |** Effect of sowing time and zinc, iron, and boron foliar sprays on the relative leaf water content of lentil (%).

Treatments	2018–19		2019–20	
	Normal-sown	Late-sown	Normal-sown	Late-sown
Control	79.60 ± 1.62c	60.83 ± 0.72c	79.07 ± 0.99c	60.03 ± 0.73c
Tap water	80.53 ± 1.46bc	60.93 ± 0.68c	80.58 ± 0.55bc	60.68 ± 1.05c
Zn@0.5%	80.60 ± 1.03b	61.67 ± 1.03b	80.80 ± 0.48b	60.72 ± 0.74bc
Fe@0.5%	80.73 ± 0.40b	61.33 ± 1.25b	80.67 ± 0.58b	60.53 ± 1.08c
B@0.2%	80.67 ± 0.99b	61.08 ± 1.47b	81.62 ± 0.60b	61.43 ± 0.92b
Zn+B	81.83 ± 0.29a	61.77 ± 0.28	81.78 ± 0.52b	61.72 ± 1.29b
Zn+Fe	81.83 ± 1.53a	62.60 ± 1.49a	81.52 ± 0.38b	61.70 ± 0.96b
B+Fe	81.60 ± 0.55a	62.60 ± 1.57a	82.22 ± 0.54a	62.05 ± 1.08a
Zn+B+Fe	81.82 ± 0.78a	62.23 ± 1.32a	82.20 ± 0.79a	62.32 ± 0.25a

Values are means, and numbers with parentheses are ± SEM (n = 3). Different letters indicate significant differences between means.

105°C for 24–48 h to constant moisture. The dried soil samples were weighed on an electrical balance. Actual moisture content in each soil sample was calculated as follows:

$$\text{Soil moisture (\%)} = \frac{\text{Fresh weight of soil (g)} - \text{Dry weight of soil (g)}}{\text{Dry weight of soil (g)}} \times 100$$

From percent soil moisture, soil moisture on depth basis was estimated using:

$$\text{Soil moisture (cm)} = \text{Soil moisture content (\%)} \times A_i \times D$$

### Flower and Pod Numbers and Yield

The number of open flowers per plant was recorded daily, excluding the previous day’s open flowers in the following day’s count. Five plants were tagged in the central rows from each plot to calculate the total flower number. Five plants were randomly uprooted from the sampling rows of each plot at harvest to calculate the average pod number. The grain from each plot was dried to 12–13% moisture to calculate seed yield per hectare.

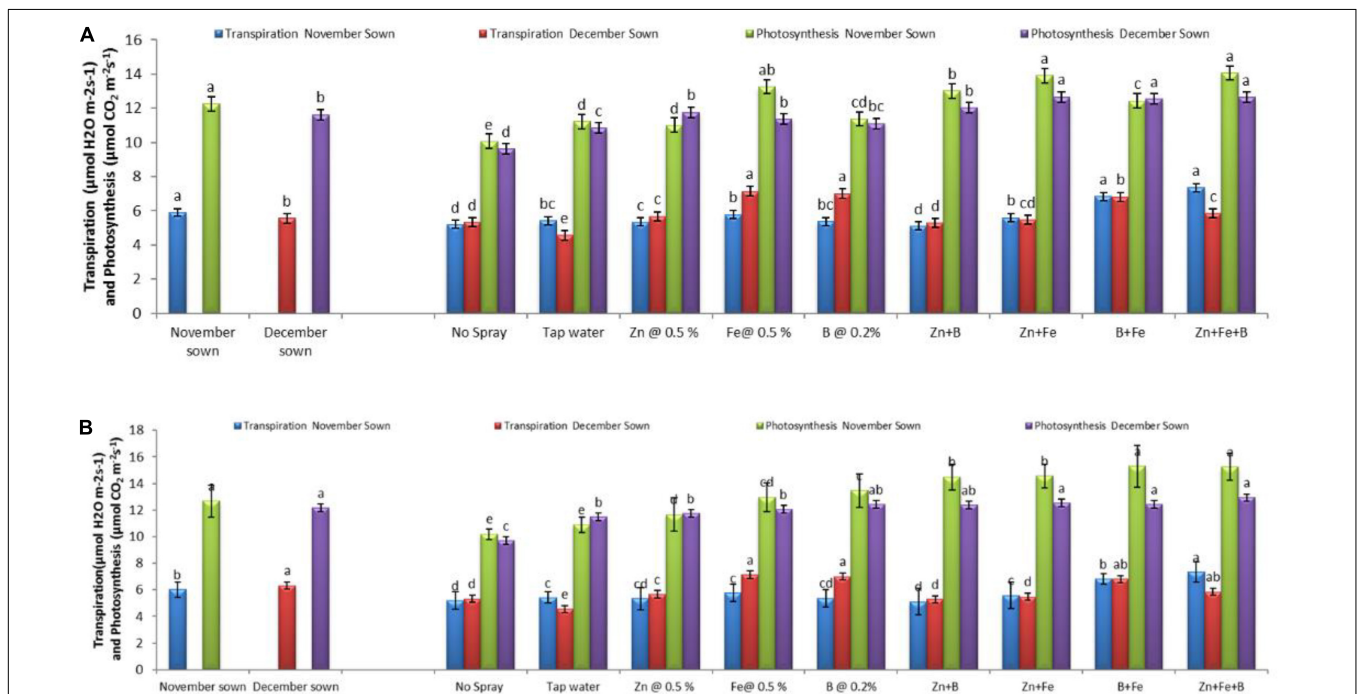
### Statistical Analysis

The data were analyzed using analysis of variance (ANOVA) for split-plot design (Gomez and Gomez, 1984). IRRRI’s STAR software was used to perform the statistical analysis. Tukey’s *post-hoc* test was applied to compare differences between the mean values.

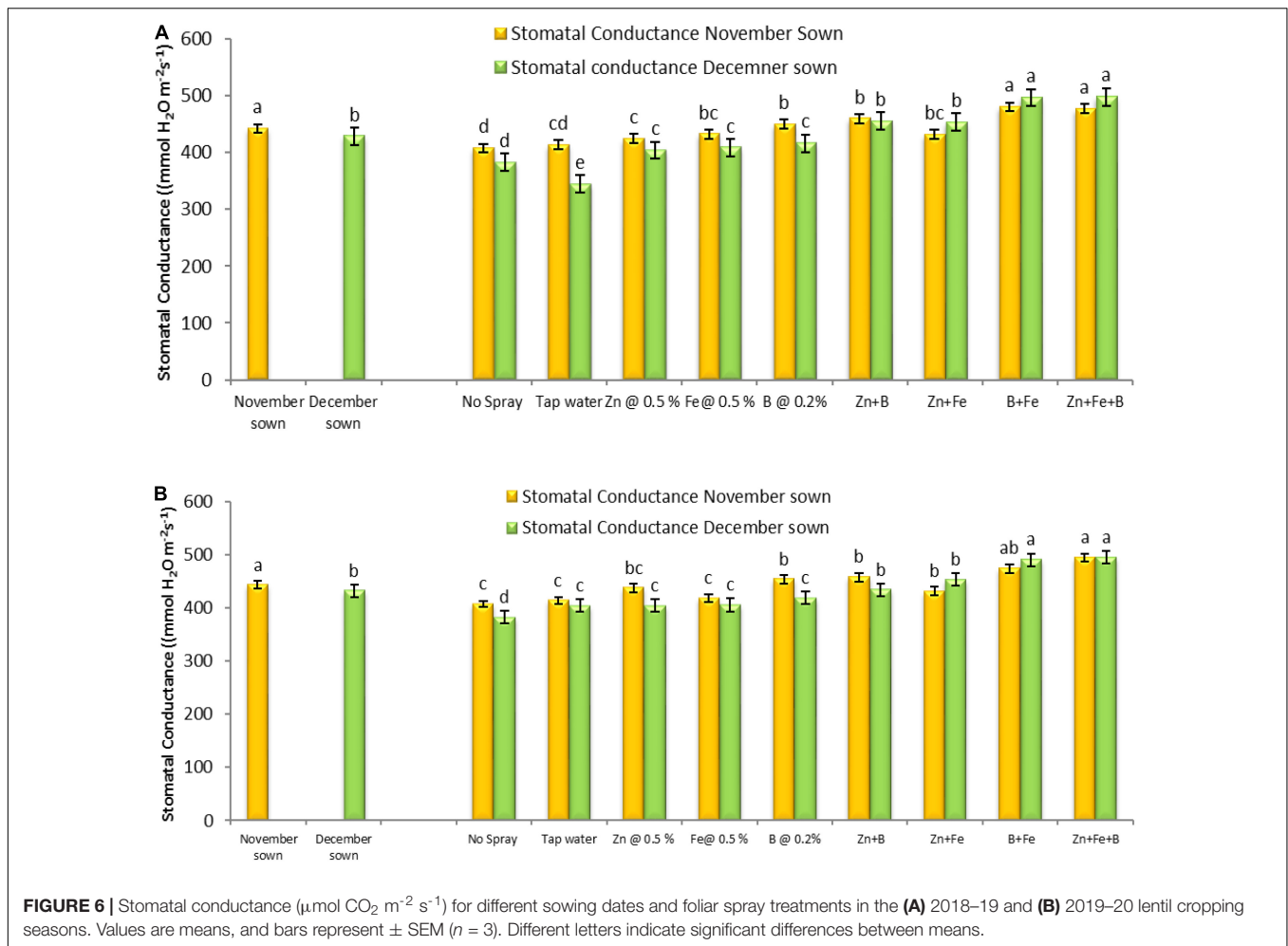
## RESULTS

### Chlorophyll Content

Normal-sown (November) lentils had higher values of chlorophyll a, chlorophyll b, total chlorophyll, and carotenoid (1.15, 0.50, 1.65, and 1.36 mg g<sup>-1</sup> FW) than late-sown (December) lentils (0.89, 0.37, 1.26, and 0.88 mg g<sup>-1</sup> FW) in 2018–19 (Figures 1, 2), with a similar trend in 2019–20. For normal-sown lentils in 2018–19, the micronutrient foliar sprays increased chlorophyll contents. The Zn+Fe+B treatment recorded the highest values for chlorophyll a, chlorophyll b,



**FIGURE 5 |** Transpiration and photosynthesis (μmol CO<sub>2</sub> m<sup>-2</sup> s<sup>-1</sup>) for different sowing dates and foliar spray treatments in the (A) 2018–19 and (B) 2019–20 lentil cropping seasons. Values are means, and bars represent ± SEM (n = 3). Different letters indicate significant differences between means.



total chlorophyll, and carotenoid (1.48, 0.62, 2.11, and 1.89  $\text{mg g}^{-1}$ ) relative to the control (0.86, 0.42, 1.28, and 0.97  $\text{mg g}^{-1}$ ). Late-sown lentils had lower values than normal-sown lentils due to moisture and temperature stress, but the foliar sprays somewhat ameliorated the stress effects with higher values than the control. A similar trend occurred in 2019–20 (Figures 1, 2).

### Pollen Studies

Normal-sown lentils had 92% pollen viability and 88% pollen germination in 2018–19 as compared to 70 and 64%, respectively, for late-sown lentils (Figures 3, 4). A similar trend occurred in 2019–20. The Zn+Fe+B and Fe+B foliar sprays produced the highest pollen viability and germination relative to the control (no spray) (Supplementary Figure 1).

### Seed Growth Rate and Seed Filling Duration

Normal-sown lentils had a higher seed growth rate (7.69 and 7.75 g DW) than late-sown lentils (4.52 and 4.53 g DW) in 2018–19 and 2019–20, respectively. Stress reduced the days

to maturity, resulting in a lower seed growth rate in the late-sown crop (Table 3). The B+Fe treatment had 25 and 14% higher seed growth rates in 2018–19 and 2019–20 than the control.

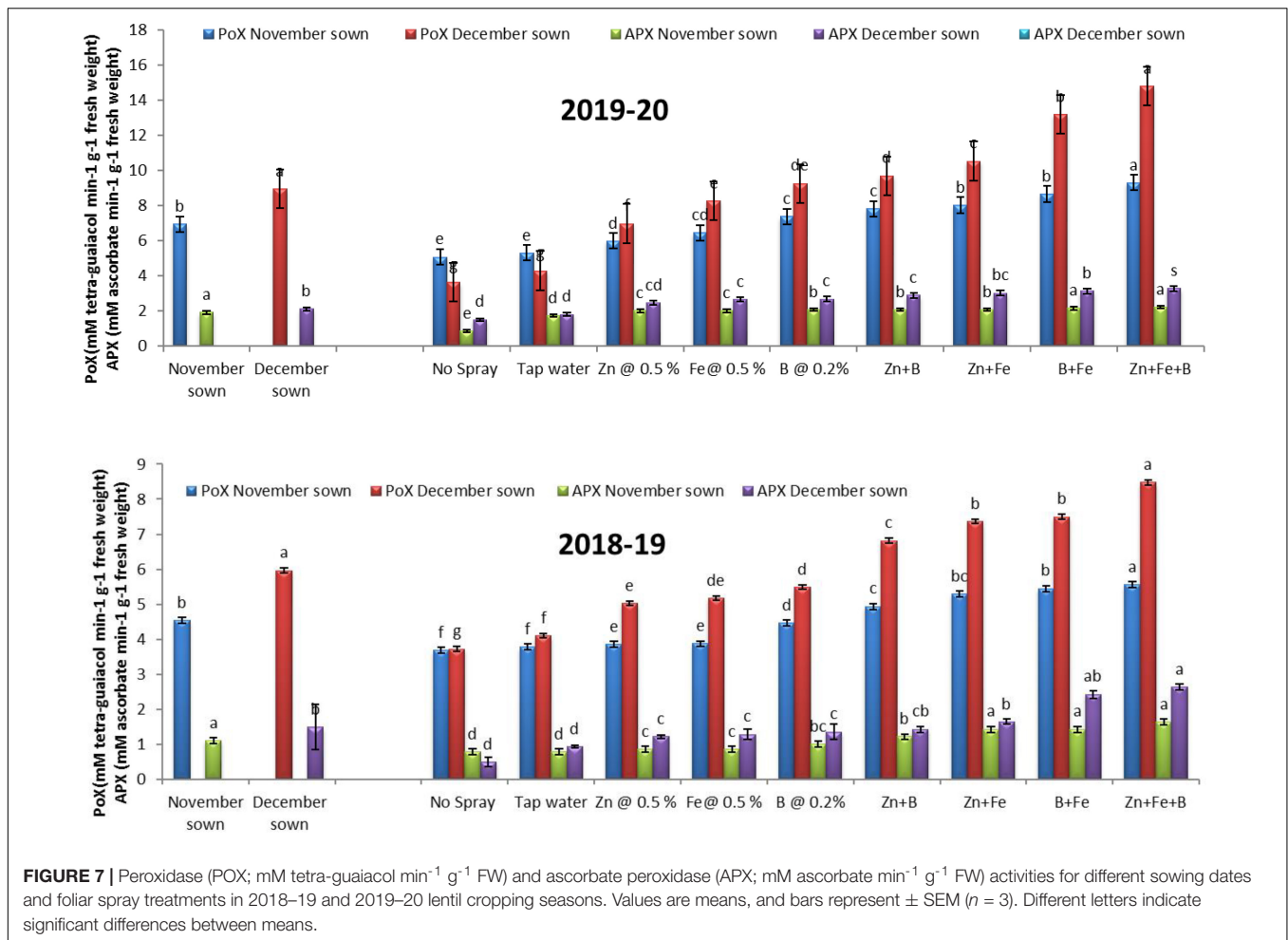
### Relative Leaf Water Content

Relative leaf water content significantly differed between sowing dates and foliar sprays (Table 4). The late-sown crop had 23–24% lower RLWC than the normal sown crop in both years. Foliar spray of Zn+Fe, B+Fe, and Zn+B+Fe increased RLWC in both the years relative to the control.

### Net Photosynthetic Rate, Transpiration Rate, and Stomatal Conductance

Normal-sown lentils had higher maximum net photosynthesis (12.26 and 12.68  $\mu\text{mol CO}_2 \text{ m}^{-2} \text{ s}^{-1}$ ), transpiration rate (5.90 and 6.01  $\mu\text{mol H}_2\text{O m}^{-2} \text{ s}^{-1}$ ), and stomatal conductance (441.59 and 442.70  $\text{mmol H}_2\text{O m}^{-2} \text{ s}^{-1}$ ) than late-sown lentils (11.62 and 12.15  $\mu\text{mol CO}_2 \text{ m}^{-2} \text{ s}^{-1}$ , 5.55 and 6.32  $\mu\text{mol H}_2\text{O m}^{-2} \text{ s}^{-1}$ , and 428.65 and 431.63  $\text{mmol H}_2\text{O m}^{-2} \text{ s}^{-1}$ ) in the period of 2018–19 and 2019–20,





respectively. The foliar micronutrient sprays also affected net photosynthetic rate, transpiration rate, and stomatal conductance (Figures 5, 6).

## Enzymes

Late-sown lentils had higher POX (6.92 and 8.94 mM tetra-guaiacol min<sup>-1</sup> g<sup>-1</sup> FW) and APX (1.90 and 2.12 mM ascorbate min<sup>-1</sup> g<sup>-1</sup> FW) activities than normal-sown lentils (4.54 and 7.09 mM tetra-guaiacol min<sup>-1</sup> g<sup>-1</sup> FW and 1.34 and 1.48 mM ascorbate min<sup>-1</sup> g<sup>-1</sup> FW) in 2018–19 and 2019–20, respectively (Figure 7).

## Lipid Peroxidation

Late-sown lentils had significantly higher lipid peroxidation than normal-sown lentils. The foliar spray treatments did not significantly affect MDA contents in normal-sown lentils but significantly increased them in late-sown lentils (Figure 8).

## Proline

Late-sown lentils accumulated more proline (0.40 and 0.52 μmol g<sup>-1</sup>) than normal-sown lentils (0.29

and 0.39 μmol g<sup>-1</sup>) in 2018–19 and 2019–20, respectively (Figure 9).

## Moisture Storage

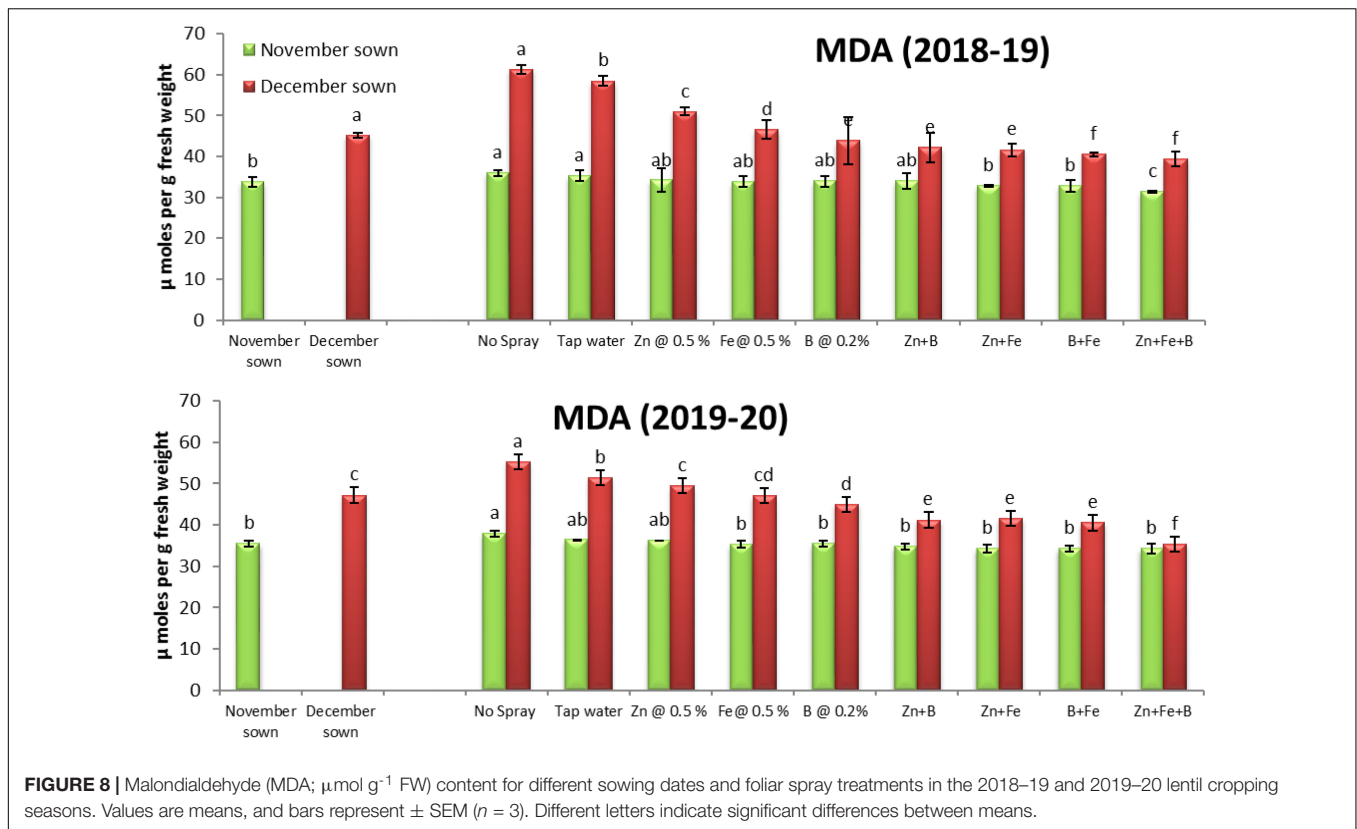
Late-sown lentils had lower soil moisture content than normal-sown lentils throughout both growing seasons, except initially in the second year due to a fair amount of rain (15.4 mm) just before sowing. Changes in moisture storage over time are shown in Figure 10.

## Seed Nutrient and Protein Contents

The Fe, Zn, and B contents did not significantly differ between growing seasons, so the data were pooled (Table 5). Late sowing significantly affected micronutrient accumulation and seed protein content. Late-sown lentils had 21.85–23.13% seed protein when compared with 24.32–25.05% in normal-sown lentils. Foliar sprays at the pre-flowering and pod development stages also significantly affected micronutrient accumulation.

## Flowers Pods and Yield

Sowing date significantly affected pod number per plant in both growing seasons. Foliar spray of micronutrients at



pre-flowering and pod development stages increased pod number per plant by 75–104.67 and 87.33–138.83 in 2018–19 and 2019–20, respectively, relative to the control (Table 6). Lentil seed yield significantly differed between treatments in both years (Table 7).

### Correlation Studies

Pooled data for both years were used for the correlation analysis. The correlation coefficients for different crop parameters and grain yield indicated that most of the agro-physiological crop parameters were—flower number, pod number, seed growth rate, seed filling duration, total chlorophyll, and enzyme activities—positively correlated with yield, while lipid peroxidation and proline content were negatively correlated with growth and yield parameters (Figure 11).

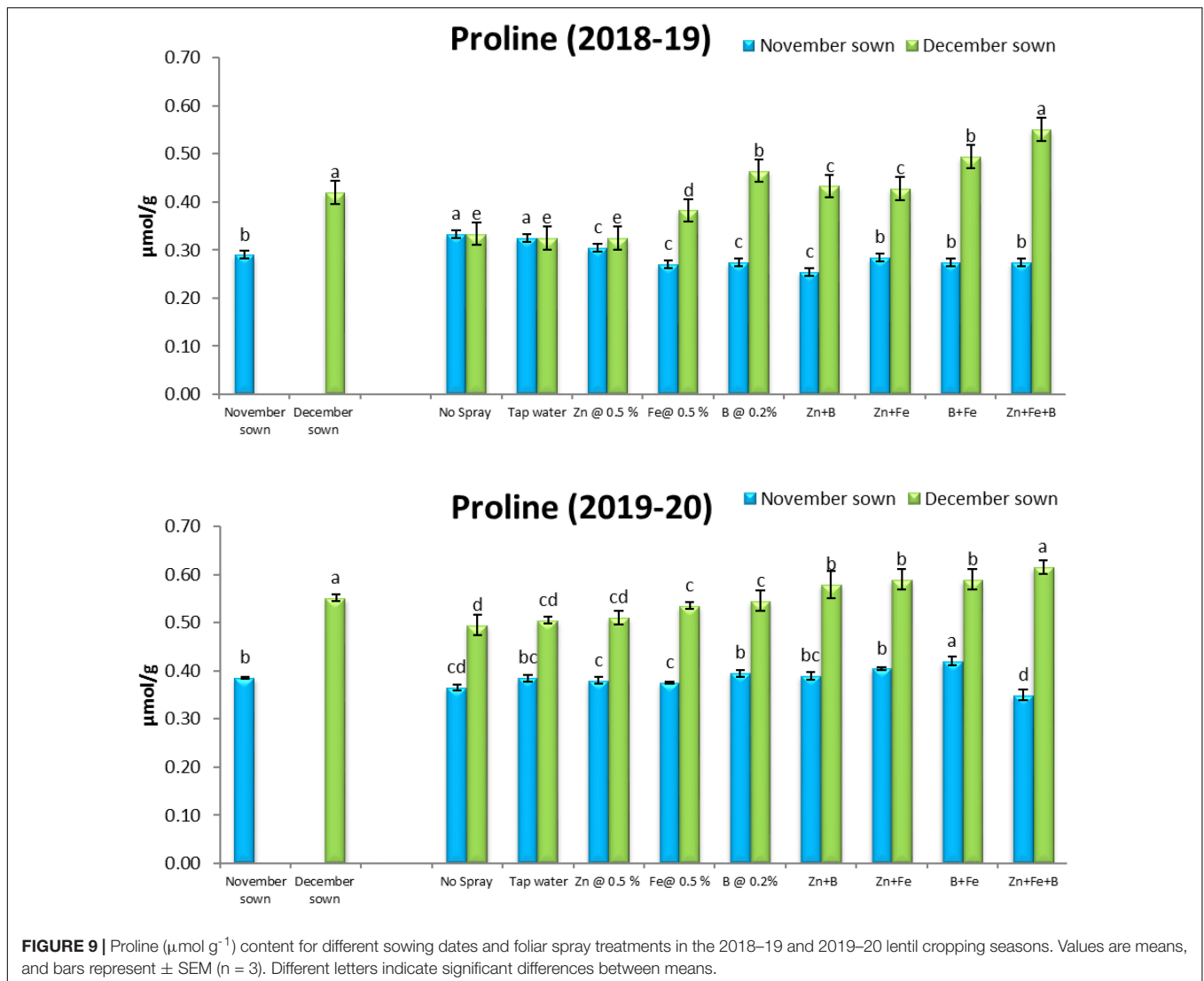
The correlation matrix heatmap shows the Pearson's correlation coefficient values for all studied parameters, with positive values in red and negative values in blue. The values range from  $-1$  to  $1$ , where  $-1$  indicates a perfect negative linear relationship,  $1$  indicates a perfect positive linear relationship, and  $0$  indicates no relationship between variables. The studied parameters were seed growth rate, seed filling duration, RLWC, pollen viability, pollen germination, total chlorophyll, pod number, seed yield, transpiration rate, net photosynthetic rate, stomatal conductance, lipid peroxidation, proline, and APX (color figure online).

## DISCUSSION

### Relative Water Content to Water Relations and Gas Exchange

In terms of the physiological consequences of cellular water shortage, the relative amount of water present in plant tissues is the most accurate indicator of plant water status (Barrs and Weatherly, 1962; Nilsen and Orcutt, 1996). Late-sown lentils had lower leaf relative water content (RWC) than normal-sown lentils due to low soil moisture and heat stress delaying seedling emergence (Supplementary Tables 1, 2; Talukdar, 2013), leading to loss of turgor, reduced cell expansion, and suppressed plant growth and development. A decrease in leaf RWC in response to soil moisture stress has been reported in various species (Nayyar and Gupta, 2006). Late-sown lentils had considerably lower chlorophyll a, chlorophyll b, chlorophyll a/b ratio, carotenoids, stomatal conductance, and net photosynthetic rate than normal-sown lentils. The reduced pigment composition and stomatal conductance in late-sown lentils might have reduced the net photosynthetic rate. Higher stomatal conductance in plants increases  $\text{CO}_2$  diffusion into leaves, favoring photosynthesis. Higher net  $\text{CO}_2$  assimilation rates also increase biomass and crop yield (Saraswathi and Paliwal, 2011).

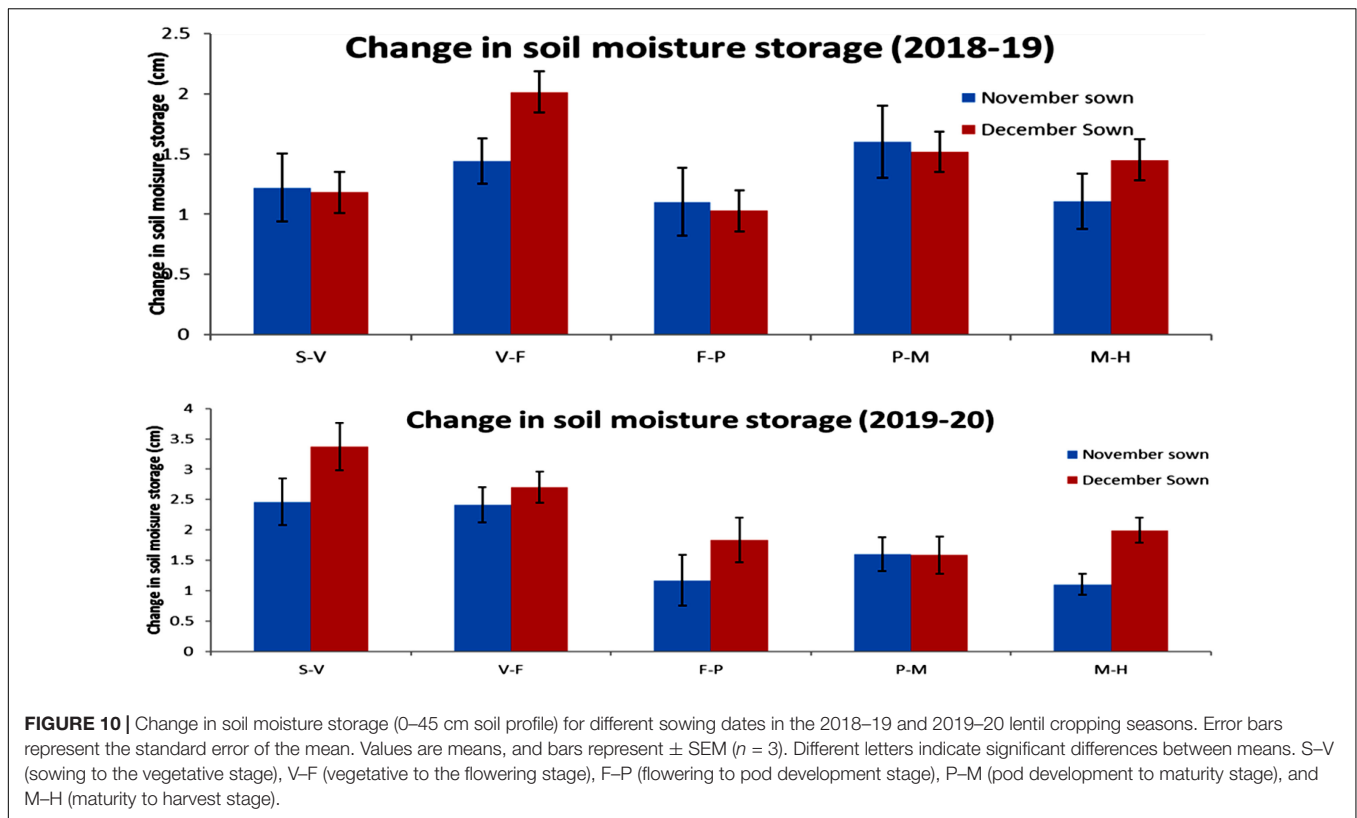
We observed improved pigment composition and photosynthetic rate in treatments sprayed with Fe+Zn+B and Fe+B. Iron is important for chlorophyll biosynthesis, energy transmission, and chloroplast development (Kim and Guerinot, 2007; Brumbarova et al., 2008; Gill and Tuteja, 2011), so the



Fe+Zn+B and Fe+B treatments might have improved chlorophyll content in our study. Kumawat et al. (2006) reported that Fe application to pulse crops increased leaf chlorophyll content attributing to Fe being a structural component of chlorophyll. Boron is an important nutrient for carbohydrate and hormone metabolism and translocation. In addition, B is involved in potassium transport into guard cells and thus stomatal opening (Romheld and Marschner, 1991) and photosynthesis. Zinc deficiency inhibits plant development and limits photosynthesis in many plant species (Wang and Jin, 2005). Chandan and Vijay (2018) reported that soil and foliar sprays of Fe and Zn improved chlorophyll content in lentils. Nandan et al. (2018) reported that combining foliar Zn and Fe sprays at the pre-flowering and pod development stages with the recommended fertilizer dose increased chlorophyll content in chickpea. We observed all of the above advantages of these micronutrients in improving various physiological traits in lentils. Zn, Fe, and B also help alleviate abiotic stress (Waraich et al., 2012), as evidenced by the improved leaf RWC, chlorophyll

accumulation, and photosynthesis in late-sown lentils with Zn+Fe+B foliar spray.

High temperature decreases soil nutrient uptake, and moisture stress combined with high temperature further enhances the importance of an exogenous nutrient supply. Endogenous Zn, B, and Fe applications might modulate biochemical changes through antioxidant enzymes, as reported by Corrales et al. (2008); Upadhyaya et al. (2013), and Zahoor et al. (2017). Exogenous nutrient application upregulates chlorophyll biosynthesis, delays senescence, and enhances nutrient biofortification, consequently improving the photosynthetic rate and photosynthetic enzymes (Sarwar et al., 2019). Similarly, Zn-mediated regulation of water relations confers heat tolerance by sustaining cell water and osmotic potential under stress conditions. Boron availability enhances stomatal opening, regulating gaseous exchange in stressed environments (Jain et al., 2001; Stavrianaidou et al., 2006). The combined application of Zn, Fe, and B spray treatments improved chlorophyll biosynthesis, photosynthetic rate, gaseous exchange regulation,



**TABLE 5 |** Effect of sowing time and zinc, iron, and boron foliar sprays seed nutrients and seed protein.

Treatments	Fe (mg/100 g)		Zn (mg/100 g)		B (mg/100 g)		Seed protein (%)	
	Normal-sown	Late-sown	Normal-sown	Late-sown	Normal-sown	Late-sown	Normal-sown	Late-sown
Control	7.28 $\pm$ 0.2b	3.52 $\pm$ 0.2b	3.13 $\pm$ 0.3b	3.13 $\pm$ 0.2b	3.52 $\pm$ 0.2b	1.40 $\pm$ 0.2d	24.32 $\pm$ 0.3b	21.85 $\pm$ 0.4c
Tap water	7.32 $\pm$ 0.1b	3.50 $\pm$ 0.2b	3.25 $\pm$ 0.3b	3.25 $\pm$ 0.2b	3.50 $\pm$ 0.2b	1.47 $\pm$ 0.2d	24.58 $\pm$ 0.1ab	21.98 $\pm$ 0.2c
Zn@0.5%	7.33 $\pm$ 0.3b	4.13 $\pm$ 0.1a	3.35 $\pm$ 0.1b	3.35 $\pm$ 0.5b	4.13 $\pm$ 0.2a	1.90 $\pm$ 0.1a	24.90 $\pm$ 0.1a	22.17 $\pm$ 0.5b
Fe@0.5%	7.80 $\pm$ 0.2a	3.72 $\pm$ 0.2b	3.37 $\pm$ 0.2b	3.37 $\pm$ 0.2b	3.72 $\pm$ 0.6b	1.72 $\pm$ c0.2	24.80 $\pm$ 0.2a	22.35 $\pm$ 0.6b
B@0.2%	7.52 $\pm$ 0.3b	3.67 $\pm$ 0.3b	4.05 $\pm$ 0.2a	4.05 $\pm$ 0.1a	3.67 $\pm$ 0.2b	1.73 $\pm$ 0.3c	24.80 $\pm$ 0.2a	22.43 $\pm$ 0.1b
Zn+B	7.58 $\pm$ 0.2b	4.22 $\pm$ 0.4a	3.92 $\pm$ a0.1b	3.92 $\pm$ 0.1ab	4.22 $\pm$ 0.1a	1.83 $\pm$ 0.1b	24.90 $\pm$ 0.3a	22.87 $\pm$ 0.3b
Zn+Fe	7.88 $\pm$ 0.3a	4.33 $\pm$ 0.2a	3.48 $\pm$ 0.2b	3.48 $\pm$ 0.4b	4.33 $\pm$ 0.2a	1.95 $\pm$ 0.2a	24.98 $\pm$ 0.1a	22.82 $\pm$ 0.2b
B+Fe	7.78 $\pm$ 0.1a	3.78 $\pm$ 0.1b	4.02 $\pm$ 0.2a	4.02 $\pm$ 0.2a	3.78 $\pm$ 0.2b	1.90 $\pm$ 0.2a	25.03 $\pm$ 0.2a	22.90 $\pm$ 0.3a
Zn+B+Fe	7.77 $\pm$ 0.2a	4.18 $\pm$ 0.2a	4.00 $\pm$ 0.2a	4.00 $\pm$ 0.1a	4.18 $\pm$ 0.2a	1.92 $\pm$ 0.1a	25.05 $\pm$ 0.1a	23.12 $\pm$ 0.1a

Values are means, and numbers with parentheses are  $\pm$  SEM ( $n = 3$ ). Different letters indicate significant differences between means.

and osmoregulation, helping the late-sown lentil plants to alleviate stress and improve yield.

## Enzyme Activities

Lipid membrane peroxidation by ROS indicates stress-induced damage at the cellular level. An increase in the lipid peroxidation product, MDA, is often used as a plant stress indicator (Jain et al., 2001), generally increasing with temperature extremities. We observed increased MDA content in the control and the treatment sprayed with tap water. High-temperature stress increased MDA content in French beans (Babu and Devraj, 2008) and rice (Pantoja-Benavides et al., 2021). Under normal sowing conditions (November sown), a well-coordinated and

responsive antioxidant system balanced oxidative damage to cellular components. Improved RLWC in the treatments sprayed with micronutrients could help maintain membrane stability during stress. Similar to MDA, proline is important for maintaining osmoregulation and accumulating low molecular weight metabolites, such as sugars, organic acids, and amino acids (Gill et al., 2011; Chakhchar et al., 2015). Proline is a major osmoprotectant (Gill et al., 2011) involved in ROS scavenging, protecting cell membranes from oxidative damage. We observed an increased level of proline accumulation in the late-sown lentils and the Zn, Fe, and B treatment. In general, proline concentration increases in response to water stress, resulting in water transfer to plants (Sofa et al., 2004). Different enzymes and metabolites

**TABLE 6** | Effect of sowing time and zinc, iron, and boron foliar sprays on flower and pod numbers.

Treatments	2018–19				2019–20			
	Flower number		Pod number		Flower number		Pod number	
	Normal-sown	Late-sown	Normal-sown	Late-sown	Normal-sown	Late-sown	Normal-sown	Late-sown
Control	275 ± 8.4c	204 ± 12.1c	83 ± 6.5c	68 ± 6.5c	288 ± 7.3d	218 ± 13.2c	92 ± 8.7e	83 ± 7.7b
Tap water	282 ± 8.7c	224 ± 11.2c	90 ± 6.4c	68 ± 3.5c	285 ± 4.5d	234 ± 9.2bc	104 ± 5.1d	85 ± 4.5b
Zn@0.5%	306 ± 5.6b	256 ± 10.3b	109 ± 3.5ab	71 ± 6.7b	313 ± 5.7b	256 ± 8.4b	134 ± 6.2c	87 ± 1.5b
Fe@0.5%	299 ± 2.3c	264 ± 9.5a	106 ± 2.7ab	81 ± 7.6a	307 ± 7.7c	268 ± 10.2a	144 ± 3.5c	90 ± 2.5a
B@0.2%	318 ± 6.4b	271 ± 6.8a	104 ± 7.8ab	79 ± 8.4ab	318 ± 15.1b	275 ± 5.4a	150 ± 4.1b	88 ± 4.8b
Zn+B	307 ± 11.2b	275 ± 8.9a	116 ± 8.4a	84 ± 6.5a	319 ± 5.7b	275 ± 6.5a	159 ± 9.5b	94 ± 9.5a
Zn+Fe	304 ± 12.5bc	249 ± 9.7b	129 ± 9.4a	73 ± 8.4ab	305 ± 6.1c	275 ± 11.2a	157 ± 7.4b	97 ± 6.5a
B+Fe	332 ± 9.8a	262 ± 9.7a	119 ± 8.4a	75 ± 7.8ab	341 ± 9.5a	269 ± 6.4a	179 ± 8.4a	99 ± 6.7a
Zn+B+Fe	357 ± 8.6a	289 ± 5.6a	101 ± 5.5ab	84 ± 9.7a	357 ± 6.2a	291 ± 7.2a	172 ± 8.7a	95 ± 5.8a

Values are means, and numbers with parentheses are ± SEM (n = 3). Different letters indicate significant differences between means.

**TABLE 7** | Effect of sowing time and zinc, iron, and boron foliar sprays on seed yield (kg ha<sup>-1</sup>).

Treatments	2018–19		2019–20	
	Normal-sown	Late-sown	Normal-sown	Late-sown
Control	1,024 ± 24.9e	861 ± 35.2e	1,011 ± 29.5f	865 ± 35.2d
Tap water	1,033 ± 31.2e	887 ± 44.6e	1,033 ± 60.1f	876 ± 63.2d
Zn@0.5%	1,264 ± 22.0d	905 ± 28.5d	1,288 ± 38.5d	919 ± 54.4c
Fe@0.5%	1,194 ± 35.2d	924 ± 54.2d	1,179 ± 53.2e	954 ± 29.5c
B@0.2%	1,325 ± 46.2c	957 ± 24.5cd	1,363 ± 46.2c	961 ± 36.5bc
Zn+B	1,483 ± 32.8b	973 ± 36.4c	1,496 ± 57.5c	965 ± 54.2b
Zn+Fe	1,481 ± 19.7b	992 ± 29.5c	1,492 ± 46.5c	996 ± 44.6b
B+Fe	1,744 ± 38.1a	1,183 ± 32.7a	1,723 ± 54.9a	1,073 ± 52.1a
Zn+B+Fe	1,525 ± 55.8b	1,064 ± 58.4b	1,534 ± 81.4b	1,004 ± 36.4a

Values are means, and numbers with parentheses are ± SEM (n = 3). Different letters indicate significant differences between means.

contribute to the antioxidant defense system. We studied the effect of APX and POX antioxidant enzymes that help protect cells by purifying and detoxifying ROS in cells and increasing stress tolerance (Farooq et al., 2009). This enzyme catalyzes the partitioning of O<sub>2</sub> into either ordinary molecular O<sub>2</sub> or H<sub>2</sub>O<sub>2</sub> and is involved in the fine modulation of ROS for signaling (Lin et al., 2010). Late-sown lentils faced stress in both years due to low soil moisture and increased air temperatures, increasing proline, APX, and POX activities, as reported for canola (Rezayian et al., 2018) and chickpea (Khan et al., 2019). The Zn, Fe, and B foliar sprays induced physiological and biochemical responses, such as ROS scavenging, to cope with the stress. The higher proline concentration in water-stressed plants indicates an efficient mechanism for osmotic regulation, stabilization of sub-cellular structures, and cellular adaptation to water stress (Gunes et al., 2008). The decreased MDA buildup in the foliar spray treatments suggests that micronutrients have the potential to alleviate stress by activating the enzymatic response, as seen in cotton (Sarwar et al., 2019) and citrus (Sarwar et al., 2019). Studies have found that heat-tolerant cultivars exhibit higher antioxidant enzyme

activity than sensitive wheat (Huseynova, 2012) and chickpea (Khan et al., 2019) cultivars. However, there may be a temperature threshold at which defensive enzyme activity declines, giving ROS the upper hand (Farooq et al., 2009). In our study, the decreased MDA level and increased proline accumulation with micronutrient foliar spray could be attributed to reduced oxidative stress caused by the ROS scavenging response.

Lentil requires low temperatures during vegetative growth and warm temperatures during reproductive growth. The optimal temperature during flowering and pod filling is 30/18°C (max/min); temperatures > 32/20°C (max/min) can drastically reduce lentil seed yield and quality (Saxena, 2009; Malik et al., 2015; Sita et al., 2018). Late-sown lentils had shorter cool and longer hot periods than normal-sown lentils, exposing the crop to heat and moisture stress, particularly, during the reproductive stage. Temperatures varied by 2–3°C between normal- and late-sown lentils during the reproductive stage (pod initiation to maturity) in both years. Furthermore, daily temperatures exceeded 32°C (T<sub>max</sub>) for 3–5 consecutive days for late-sown lentils. The lentil crops were exposed to above-optimal temperatures in both years, especially when sown late. Due to the lack of irrigation, the crops also suffered moisture stress during the terminal stage, particularly, when sown late.

## Seed Nutrients and Protein

Late-sown lentils had significantly lower vital minerals (Fe, Zn, and B) than normal-sown lentils due to heat and/or drought stress. The lower soil moisture might have inhibited mineral translocation into developing seeds, similar to Sehgal et al. (2019) who reported that moisture and heat stress reduced K, Ca, Fe, P, Mn, and Zn contents in lentils. The reduced seed protein content in late-sown lentils indicated impaired protein synthesis due to stress, consistent with drought-stressed beans (Ghanbari et al., 2013a), chickpea (Behboudian et al., 2001), and wheat (Begcy and Walia, 2015). Stress affects seed output by impairing symbiotic nitrogen fixation, increasing oxygen diffusion resistance to root bacteroides, reducing nitrogenase activity, and thus limiting nitrogen availability for protein biosynthesis (Purcell and King, 1996). While seed protein quality largely depends on genotype,

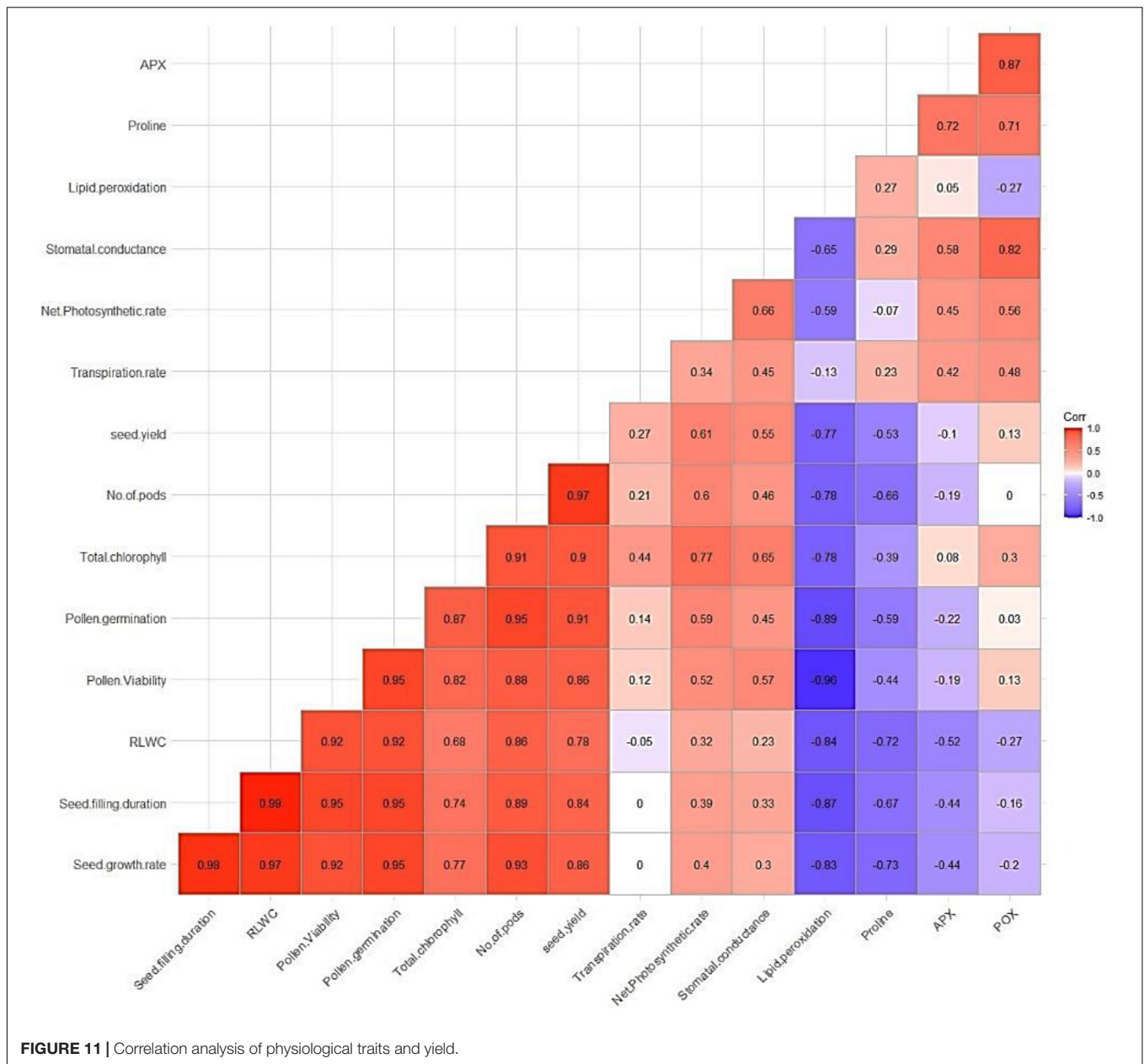


FIGURE 11 | Correlation analysis of physiological traits and yield.

environmental stresses can influence it (Triboï et al., 2003). Drought and heat stresses alter protein fractions primarily due to changes in total nitrogen accumulated during seed filling (Triboï et al., 2003). Some legume studies have reported that drought stress reduces mineral accumulation in developing seeds. For example, Fe, Zn, P, and N concentrations decreased in common bean under drought stress and correlated with reduced total protein content (Ghanbari et al., 2013b). In another study, drought stress during pod filling decreased seed nitrogen and protein contents in white, red, and “chitti” bean cultivars (Ghanbari et al., 2013a).

Foliar micronutrient sprays in the field increased  $N_2$  fixation and nodule mass and thus grain N contents in chickpea, lentils, and lupin (Yanni, 1992). We found that foliar micronutrient

sprays also improved grain Zn, Fe, and B contents, even in late-sown lentils. Other studies have reported that foliar micronutrient sprays affected the uptake of N, P, K, S, Zn, and B in rice (Hossain et al., 2001), soybean (Sarker et al., 2002), lentil (Okaz et al., 1994), and mung (Singh and Prasad, 2014) bean.

## Flower and Pod Numbers and Yield

Terminal drought and high temperatures are becoming more common, impacting seed development in cool-season pulses, such as lentils. High temperature has been associated with reduced water availability (Barnabás et al., 2008). In cereals, such as wheat and maize, combined drought and heat stress decreased photosynthesis, stomatal conductance, leaf area, and water use efficiency (Shah and Paulsen, 2003), with similar results reported

for chickpea (Awasthi et al., 2014) and lentil (Sehgal et al., 2017, 2019). Cool-season food legumes, such as chickpea (Kaushal et al., 2013) and lentils (Sita et al., 2017a), are adapted to low and mild temperature environments and are thus highly sensitive to heat stress. Sowing date and micronutrient foliar sprays significantly affected lentil yield attributes. The micronutrient foliar sprays helped in reducing the adverse effects of heat and moisture stress to improve seed yield, even under late-sown conditions, particularly, the B+Fe foliar spray, which increased yield by 35–37% yield when compared to the control.

Flower and pod numbers per plant are the most influential yield components, which are closely correlated with seed yield. Zinc, B, and Mo enhanced pod numbers per plant in mung bean (Quddus et al., 2011), chickpea (Valenciano et al., 2011), Zn and B in green gram (Begum, 2014), Zn in French bean (Nasir et al., 2011), and B and Mo in cowpea (Chatterjee and Bandyopadhyay, 2017). Our study contributes to the growing body of literature on the effect of Zn, Fe, and B on lentils. The correlation analysis provides a clear picture of the relationship between improved yield and exogenous application of these micronutrients. The correlation coefficient between a causal factor and the effect (i.e., grain yield) is almost equal to its direct effect.

High temperatures and moisture stress during the reproductive stage reduced lentil yield by decreasing chlorophyll content and impeding photosynthesis. Exogenous application of Zn, Fe, and B improved chlorophyll content, net photosynthetic rate, water relations, and yield in lentil, especially, B+Fe and B+Zn+Fe, which upregulated antioxidant enzyme activities (POX, APX, proline, and MDA) and improved chlorophyll content, net photosynthetic rate, and yield.

## CONCLUSION

High temperature and moisture stress at the reproductive stage in lentils reduced grain yield by reducing chlorophyll contents and impairing photosynthesis. Exogenous application of micronutrients (Zn, Fe, and B) ameliorated the stress effects. In particular, B+Fe and B+Zn+Fe upregulated antioxidant enzyme activities (POX, APX, proline, and MDA) and improved chlorophyll content, net photosynthetic rate, water relations, and yield. Our study revealed that foliar spray of Zn, Fe, and B ameliorated terminal heat and moisture stress in late-sown lentils.

## REFERENCES

- Arnon, D. I. (1949). Copper enzymes in isolated chloroplasts. Polyphenoloxidase in *Beta vulgaris*. *Plant Physiol.* 24:1. doi: 10.1104/pp.24.1.1
- Awasthi, R., Kaushal, N., Vadez, V., Turner, N. C., Berger, J., Siddique, K. H. M., et al. (2014). Individual and combined effects of transient drought and heat stress on carbon assimilation and seed filling in chickpea. *Funct. Plant Biol.* 41, 1148–1167. doi: 10.1071/FP13340
- Babu, N. R., and Devraj, V. R. (2008). High temperature and salt stress response in French bean (*Phaseolus vulgaris*). *Aust. J. Crop Sci.* 2, 40–48.
- Baethgen, W. E., and Alley, M. M. (1989). A manual colorimetric procedure for measuring ammonium nitrogen in soil and plant Kjeldahl digests. *Commun. Soil Sci. Plant Anal.* 20, 961–969. doi: 10.1080/00103628909368129

Furthermore, ameliorating high-temperature-induced oxidative stress using foliar micronutrient sprays opens up the possibility of improving plant growth at higher temperatures.

## DATA AVAILABILITY STATEMENT

The original contributions presented in the study are included in the article/**Supplementary Material**, further inquiries can be directed to the corresponding authors.

## AUTHOR CONTRIBUTIONS

VV, KS, RN, AP, and SB designed the study. VV and PB conducted the field experiment and data acquisition. VV, SR, LS, and AP conducted the lab analysis. VV, SR, and MC conducted the statistical analyses and wrote the manuscript. VV, AH, and KHS edited the final version of the manuscript. All authors contributed to the article and approved the submitted version.

## FUNDING

This study was funded by the ICARDA project. The authors thank The UWA Institute of Agriculture and School of Agriculture and Environment, The University of Western Australia, Perth, Australia, for funding the publication.

## ACKNOWLEDGMENTS

We extend our appreciation to International Center for Agricultural Research in the Dry Areas (ICARDA), and the first author thanks the Director, ICAR-CRIDA, for granting Ph.D. study leave.

## SUPPLEMENTARY MATERIAL

The Supplementary Material for this article can be found online at: <https://www.frontiersin.org/articles/10.3389/fpls.2022.847743/full#supplementary-material>

- Barnabás, B., Jäger, K., and Fehér, A. (2008). The effect of drought and heat stress on reproductive processes in cereals. *Plant Cell Environ.* 31, 11–38. doi: 10.1111/j.1365-3040.2007.01727.x
- Barrs, H. D., and Weatherly, P. E. (1962). A re examination of relative turgidity for estimating water deficit in leaves. *Aust. J. Biol. Sci.* 15, 413–428. doi: 10.1071/bj9620413
- Bates, L. S., Waldren, R. P., and Teare, I. D. (1973). Rapid determination of free proline for water stress studies. *Plant Soil* 39, 205–207. doi: 10.1007/bf00018060
- Beck, E. H., Fetting, S., Knake, C., Hartig, K., and Bhattarai, T. (2007). Specific and unspecific responses of plants to cold and drought stress. *J. Biosci.* 32, 501–510. doi: 10.1007/s12038-007-0049-5
- Begcy, K., and Walia, H. (2015). Drought stress delays endosperm development and misregulates genes associated with cytoskeleton organization and grain quality proteins in developing wheat seeds. *Plant Sci.* 240, 109–111. doi: 10.1016/j.plantsci.2015.08.024

- Begum, R. (2014). *Effect of Some Micronutrients Application on Seed Yield and Quality in Green Gram*. Master's thesis. Odisha: Orissa University of Agriculture and Technology, Bhubaneswar.
- Behboudian, M., Ma, Q. H., Turner, N. C., and Palta, J. A. (2001). Reactions of chickpea to water stress: yield and seed composition. *J. Sci. Food Agric.* 81, 1288–1291. doi: 10.1002/jfsa.939
- Bourgault, M., Löw, M., Tausz-Posch, S., Nuttall, J. G., Delahunty, A. J., and Brand, J. (2018). Effect of heat wave on lentil grown under free-air CO<sub>2</sub> enrichment (FACE) in a semi-arid environment. *Crop Sci.* 58, 803–812. doi: 10.2135/cropsci2017.09.0565
- Briat, J. F., Fobis-Loisy, N., Grignon, S., Lobreaux, N., Pascal, G., Savino, S., et al. (1995). Cellular and molecular aspects of iron metabolism in plants. *Biol. Cell.* 84, 69–81. doi: 10.1016/0248-4900(96)81320-7
- Brumbarova, T., Matros, A., Mock, H. P., and Bauer, P. (2008). A Proteomic study showing differential regulation of stress, redox regulation and peroxidase proteins by iron supply and the transcription factor FER. *Plant J.* 54, 321–334. doi: 10.1111/j.1365-313X.2008.03421.x
- Castillo, F. J., Penel, C., and Greppin, H. (1984). Peroxidase release induced by ozone in *Sedum album* leaves: involvement of Ca<sup>2+</sup>. *Plant Physiol.* 74, 846–851. doi: 10.1104/pp.74.4.846
- Chakhchar, A., Lamaoui, M., Wahbi, S., Ferradous, A., El Mousadik, A., Ibnouda-Koraichi, S., et al. (2015). Leaf water status, osmoregulation and secondary metabolism as a model for depicting drought tolerance in *Arganias pinosa*. *Acta Physiol. Plant.* 37, 80–96.
- Chandan, S., and Vijay, P. (2018). Biochemical responses of lentil (*Lens culinaris* Medik) to zinc and iron nutrition in zinc deficient soil. *J. Pharmacogn.* 7, 2344–2348.
- Chatterjee, R., and Bandyopadhyay, S. (2017). Effect of boron, molybdenum and biofertilizers on growth and yield of cowpea (*Vigna unguiculata* L. Walp.) in acid soil of eastern Himalayan region. *J. Saudi Soc. Agric. Sci.* 16, 332–336. doi: 10.1016/j.jssas.2015.11.001
- Chen, W., Yang, X., He, Z., Feng, Y., and Hu, F. (2008). Differential changes in photosynthetic capacity, 77 K chlorophyll fluorescence and chloroplast ultrastructure between Zn-efficient and Zn-inefficient rice genotypes (*Oryza sativa*) under low zinc stress. *Physiol. Plant.* 132, 89–101. doi: 10.1111/j.1399-3054.2007.00992.x
- Corrales, I., Poschenrieder, C., and Barceló, J. (2008). Boron-induced amelioration of aluminium toxicity in a monocot and a dicot species. *J. Plant Physiol.* 165, 504–513. doi: 10.1016/j.jplph.2007.03.014
- Dear, B. S., and Lipsett, J. (1987). The effect of boron supply on the growth and seed production of sub-terranean clover (*Trifolium subterraneum* L.). *Aust. J. Agric. Res.* 38, 537–546. doi: 10.1071/ar9870537
- Delahunty, A., Nuttall, J., Nicolas, M., and Brand, J. (2015). “Genotypic heat tolerance in lentil,” in *Proceedings of the 17th ASA Conference*, Hobart, TS, 20–24.
- Dell, B., and Huang, L. (1997). Physiological response of plants to low boron. *Plant Soil* 193, 103–120. doi: 10.1007/978-94-011-5580-9\_8
- Directorate of Economics and Statistics (2020). *Agricultural Statistics at a Glance 2019 Government of India Ministry of Agriculture and Farmers Welfare Department of Agriculture, Cooperation and Farmers Welfare Directorate of Economics and Statistics*. New Delhi: Directorate of Economics and Statistics.
- Farooq, M., Wahid, A., Kobayashi, N., Fujita, D., and Basra, S. M. A. (2009). Plant drought stress: effects, mechanisms and management. *Agron. Sustain. Dev.* 29, 185–212. doi: 10.1016/b978-0-323-85193-0.00011-5
- Ghanbari, A. A., Mousavi, S. H., Mousapour Gorgi, A., and Rao, I. M. (2013a). Effects of water stress on leaves and seeds of bean (*Phaseolus vulgaris* L.). *Turk. J. Field Crops* 181, 73–77.
- Ghanbari, A. A., Shakiba, M. R., Toorchi, M., and Choukan, R. (2013b). Nitrogen changes in the leaves and accumulation of some minerals in the seeds of red, white and chitti beans (*Phaseolus vulgaris*) under water deficit conditions. *Aust. J. Crop Sci.* 7, 706–712.
- Gill, R., Lull, C., Boscaiu, M., Bautista, I., Lidon, A., and Vicente, O. (2011). Soluble carbohydrates as osmolytes in several halophytes from a Mediterranean salt marsh. *Bot. Hortic. Agrobot. Cluj Napoca* 39, 9–17.
- Gill, S. S., and Tuteja, N. (2011). Cadmium stress tolerance in crop plants probing the role of sulfur. *Plant Signal. Behav.* 6, 215–222. doi: 10.4161/psb.6.2.14880
- Gomez, K. A., and Gomez, A. A. (1984). *Statistical Procedures for Agricultural Research*, Edition 2 Edn. New York, NY: John Wiley & Sons.
- Gunes, A., Inal, A., Adak, M. S., Bagci, E. G., Cicek, N., and Eraslan, F. (2008). Effect of drought stress implemented at pre- or post-anthesis stage some physiological as screening criteria in chickpea cultivars. *Russ. J. Plant Physiol.* 55, 59–67. doi: 10.1134/s102144370801007x
- Heath, R. L., and Packer, L. (1968). Photoperoxidation in isolated chloroplasts. I. Kinetics and stoichiometry of fatty acid peroxidation. *Arch. Biochem. Biophys.* 125, 189–198. doi: 10.1016/0003-9861(68)90654-1
- Hossain, M. B., Kumar, T. N., and Ahmed, S. (2001). Effect of zinc, boron and molybdenum application on the yield and nutrient uptake by BRR1 Dhan 30. *J. Biol. Sci.* 1, 698–700. doi: 10.3923/jbs.2001.698.700
- Huseynova, I. M. (2012). Photosynthetic characteristics and enzymatic antioxidant capacity of leaves from wheat cultivars exposed to drought. *Biochim. Biophys. Acta* 1817, 1516–1523. doi: 10.1016/j.bbabi.2012.02.037
- IPCC (2014). *Climate Change 2014. Synthesis Report, Contribution of Working Group I, II and III to the Fifth Assessment Report of the Inter-Governmental Panel on Climate Change*. IPCC: Geneva, 151.
- Jain, M., Mathur, G., Koul, S., and Sarin, N. B. (2001). Ameliorative effects of proline on salt stress induced lipid peroxidation in cell lines of groundnut (*Arachis hypogaea* L.). *Plant Cell Rep.* 20, 463–468. doi: 10.1007/s002990100353
- Kaushal, N., Awasthi, R., Gupta, K., Gaur, P., Siddique, K. H. M., and Nayyar, H. (2013). Heat-stress-induced reproductive failures in chickpea (*Cicer arietinum*) are associated with impaired sucrose metabolism in leaves and anthers. *Funct. Plant Biol.* 40, 1334–1349. doi: 10.1071/FP13082
- Khan, N., Bano, A., Rahman, M. A., Rathinasabapathi, B., and Babar, M. A. (2019). UPLC-HRMS-based untargeted metabolic profiling reveals changes in chickpea (*Cicer arietinum*) metabolome following long-term drought stress. *Plant Cell Environ.* 42, 115–132. doi: 10.1111/pce.13195
- Kim, S. A., and Guerinot, M. L. (2007). Mining iron: iron uptake and transport in plants. *FEBS Lett.* 581, 2273–2280. doi: 10.1016/j.febslet.2007.04.043
- Kumawat, R. N., Rathore, P. S., and Pareek, N. (2006). Response of mungbean to sulphur and iron nutrition grown on calcareous soil of Western Rajasthan. *Indian J. Pulse Res.* 19, 228–230.
- Lin, K. H., Huang, H. C., and Lin, C. Y. (2010). Cloning, expression and physiological analysis of broccoli catalase gene and Chinese cabbage ascorbate peroxidase gene under heat stress. *Plant Cell Rep.* 29, 575–593. doi: 10.1007/s00299-010-0846-4
- Lohse, G. (1982). Microanalytical azomethine-H method for boron determination in plant tissue. *Commun. Soil Sci. Plant Anal.* 13, 127–134. doi: 10.1080/00103628209367251
- Malik, A. I., Ali, M. O., Zaman, M. S., Flower, K., Rahaman, M. M., and Erskine, W. (2015). Relay sowing of lentil to intensive rice-based cropping. *J. Agric. Sci.* 154, 850–857. doi: 10.1017/s0021859614001324
- Nakano, Y., and Asada, K. (1981). Hydrogen peroxide is scavenged by ascorbate specific peroxidase in spinach chloroplasts. *Plant Cell Physiol.* 22, 867–880. doi: 10.1016/s0005-2728(00)00256-5
- Nandan, B., Sharma, B. C., Chand, G., Bazgalia, K., Kumar, R., and Banotra, M. (2018). Agronomic fortification of Zn and Fe in chickpea an emerging tool for nutritional security – A Global Perspective. *Acta Sci. Nutr. Health.* 2, 12–19.
- Nasir, M., Khalatbari, M., and Farahani, H. M. (2011). Zn-foliar application influence on quality and quality features in *Phaseolus vulgaris* under different levels of N and K fertilizers. *Adv. Environ. Biol.* 5, 839–846.
- Nayyar, H., and Gupta, D. (2006). Differential sensitivity of C<sub>3</sub> and C<sub>4</sub> plants to water deficit stress: association with oxidative stress and antioxidants. *Environ. Exp. Bot.* 58, 106–113. doi: 10.1016/j.envexpbot.2005.06.021
- Niles, W. L., and Quesenberry, K. H. (1992). Pollen germination of rhizoma peanut cv. Florigrade. *Peanut Sci.* 19, 105–107. doi: 10.3146/i0095-3679-19-2-11
- Nilsen, E. T., and Orcutt, D. M. (1996). *Physiology of Plants Under Stress, Abiotic Factors*, 2 Edn. New York, NY: Wiley, 689.
- Ninou, E., Papathanasiou, F., Vlachostergios, D. N., Mylonas, I., Kargiotidou, A., Pankou, C., et al. (2019). Intense breeding within lentil landraces for high-yielding pure lines sustained the seed quality characteristics. *Agriculture* 9:175. doi: 10.3390/agriculture9080175
- Okaz, A. M. A., El-Gareib, E. A., Kadry, W., Negm, A. Y., and Zahran, F. A. F. (1994). “Micronutrient application to lentil plants grown on newly reclaimed sandy soils,” in *Proceedings of the 6th Conference of Agronomy*, Vol. II, (Cairo: Al-Azhar University), 737–752.
- Pantoja-Benavides, A. D., Garcés-Varon, G., and Restrepo-Díaz, H. (2021). Foliar growth regulator sprays induced tolerance to combined heat stress by



- enhancing physiological and biochemical responses in rice. *Front. Plant Sci.* 12:702892. doi: 10.3389/fpls.2021.702892
- Perez, N., García-Espinosa, R., LÓpez-Castañeda, C., Acosta-Gallegos, J. A., and Simpson, J. (2002). Water relations, histopathology and growth of common bean (*Phaseolus vulgaris* L.) during pathogenesis of *Macrophomina phaseolina* under drought stress. *Physiol. Mol. Plant Pathol.* 60, 185–195. doi: 10.1006/pmpp.2001.0388
- Purcell, L. C., and King, C. A. (1996). Drought and nitrogen source effects on nitrogen nutrition, seed growth, and yield in soybean. *J. Plant Nutr.* 19, 969–993. doi: 10.1080/01904169609365173
- Quddus, M. A., Rashid, M. H., Hossain, M. A., and Naser, H. M. (2011). Effect of zinc and boron on yield and yield contributing characters of mungbean in low Ganges river flood plain soil at Madaripur, Bangladesh. *Bangladesh J. Agric. Res.* 36, 75–85. doi: 10.3329/bjar.v36i1.9231
- Rezayian, M., Niknam, V., and Ebrahimzadeh, H. (2018). Effects of drought stress on the seedling growth, development, and metabolic activity in different cultivars of canola. *J. Soil Sci. Plant Nutr.* 64, 360–369. doi: 10.1080/00380768.2018.1436407
- Romheld, V., and Marschner, H. (1991). “Function of micronutrients in plants,” in *Micronutrients in Agriculture*, 2nd Edn, eds J. J. Mortvedt, F. R. Cox, L. M. Shuman, and R. M. Welch (Madison, WI: SSSA), 297–328. doi: 10.2136/sssabookser4.2ed.c9
- Rout, G. R., and Sahoo, S. (2015). Role of iron in plant growth and metabolism. *Rev. Agric. Sci.* 3, 1–24. doi: 10.7831/ras.3.1
- Saraswathi, S. G., and Paliwal, K. (2011). Drought induced changes in growth, leaf gas exchange and biomass production in *Albizia lebbek* and *Cassia siamea* seedlings. *J. Environ. Biol.* 32, 173–178.
- Sarker, S. K., Chowdhury, M. A. H., and Zakir, H. M. (2002). Sulphur and boron fertilization on yield quality and nutrient uptake by Bangladesh Soybean-4. *J. Biol. Sci.* 2, 729–733. doi: 10.3923/jbs.2002.729.733
- Sarwar, M., Saleem, M. F. A., Ullah, N., Ali, S., Rizwan, M., Rizwan, M., et al. (2019). Role of mineral nutrition in alleviation of heat stress in cotton plants grown in glasshouse and field conditions. *Sci. Rep.* 9:13022. doi: 10.1038/s41598-019-49404-6
- Saxena, M. C. (2009). “Plant morphology, anatomy and growth habit,” in *The Lentil: Botany, Production and Uses*, 1st Edn, eds W. Erskine, F. Maeuhlbauer, A. Sarker, and B. Sharma (Wallingford: CABI Publishing), 34–46. doi: 10.1079/9781845934873.0034
- Sehgal, A., Sita, K., Bhandari, K., Kumar, S., Kumar, J., Vara Prasad, P. V., et al. (2019). Influence of drought and heat stress, applied independently or in combination during seed development, on qualitative and quantitative aspects of seeds of lentil (*Lens culinaris* Medikus) genotypes, differing in drought sensitivity. *Plant Cell Environ.* 42, 198–211. doi: 10.1111/pce.13328
- Sehgal, A., Sita, K., Kumar, J., Kumar, S., Singh, S., Siddique, K. H. M., et al. (2017). Effects of drought, heat and their interaction of the growth, yield and photosynthetic function of lentil (*Lens culinaris* Medikus) genotypes varying in heat and drought sensitivity. *Front. Plant Sci.* 8:1776. doi: 10.3389/fpls.2017.01776
- Shah, N. H., and Paulsen, G. M. (2003). Interaction of drought and high temperature on photosynthesis and grain filling of wheat. *Plant Soil* 257, 219–226. doi: 10.1023/a:1026237816578
- Singh, M. K., and Prasad, S. K. (2014). Agronomic aspects of zinc biofortification in rice (*Oryza sativa* L.). *Proc. Natl. Acad. Sci. India Section B Biol. Sci.* 84, 613–623. doi: 10.1007/s40011-014-0329-4
- Sita, K., Sehgal, A., Bhandari, K., Kumar, J., Kumar, S., Singh, S., et al. (2018). Impact of heat stress during seed filling on seed quality and seed yield in lentil (*Lens culinaris* Medikus) genotypes. *J. Sci. Food Agric.* 98, 5134–5141. doi: 10.1002/jsfa.9054
- Sita, K., Sehgal, A., Kumar, J., Kumar, S., Singh, S., Siddique, K. H. M., et al. (2017a). Identification of high-temperature tolerant lentil (*Lens culinaris* Medik.) genotypes through leaf and pollen traits. *Front. Plant Sci.* 8:744. doi: 10.3389/fpls.2017.00744
- Sita, K., Sehgal, A., Hanumantha Rao, B., Nair, R. M., Prasad, P. V., Kumar, S., et al. (2017b). Food legumes and rising temperatures: effects, adaptive functional mechanisms specific to reproductive growth stage and strategies to improve heat tolerance. *Front. Plant Sci.* 8:1658. doi: 10.3389/fpls.2017.01658
- Sofa, A., Dichio, B., Xiloyannis, C., and Masia, A. (2004). Effects of different irradiance levels on some antioxidant enzymes and on malondialdehyde content during re-watering in olive tree. *Plant Sci.* 166, 293–302. doi: 10.1016/j.plantsci.2003.09.018
- Srinivasan, S., and Gaur, M. G. (2011). Genetics and characterization of an open flower mutant in chickpea. *J. Hered.* 103, 297–302. doi: 10.1093/jhered/esr125
- Stavrianiakou, S., Liakopoulos, G., and Karabourniotis, G. (2006). Boron deficiency effects on growth, photosynthesis and relative concentrations of phenolics of *Dittrichia viscosa* (Asteraceae). *Environ. Exp. Bot.* 56, 293–300. doi: 10.1016/j.envexpbot.2005.03.007
- Talukdar, D. (2013). Comparative morpho-physiological and bio-chemical responses of lentil and grass pea genotypes under water stress. *J. Nat. Sci. Biol. Med.* 4, 396–402. doi: 10.4103/0976-9668.116983
- Triboi, E., Martre, P., and Triboi-Blondel, A. M. (2003). Environmentally-induced changes of protein composition for developing grains of wheat are related to changes in total protein content. *J. Exp. Bot.* 54, 1731–1742. doi: 10.1093/jxb/erg183
- Upadhyaya, H., Dutta, B. K., and Panda, S. K. (2013). Zinc modulates drought-induced biochemical damages in tea (*Camellia sinensis* (L.) O Kuntze). *J. Agric. Food Chem.* 61, 6660–6670. doi: 10.1021/jf304254z
- Valenciano, J. B., Boto, J. A., and Marcelo, V. (2011). Chickpea (*Cicer arietinum* L.) response to zinc, boron and molybdenum application under field conditions. *J. Crop Hortic. Sci.* 39, 217–229. doi: 10.1080/01140671.2011.577079
- Venugopalan, V. K., Roy, A., Vijayan, R., Banerjee, P., Verma, V. C., Nalia, A., et al. (2021a). Drought and heat stress in cool-season food legumes in sub-tropical regions: consequences, adaptation, and mitigation strategies. *Plants* 10:1038. doi: 10.3390/plants10061038
- Venugopalan, V. K., Nath, R., Sengupta, K., Nalia, A., Banerjee, S., Chandran, M. A. S., et al. (2021b). The response of lentil (*Lens culinaris* Medik.) to soil moisture and heat stress under different dates of sowing and foliar application of micronutrients. *Front. Plant Sci.* 12:679469. doi: 10.3389/fpls.2021.679469
- Wang, H., and Jin, J. Y. (2005). Photosynthetic rate, chlorophyll fluorescence parameters, and lipid peroxidation of maize leaves as affected by zinc deficiency. *Photosynthetica* 43, 591–596.
- Waraich, E., Ahmad, R., Halim, A., and Aziz, T. (2012). Alleviation of temperature stress by nutrient management in crop plants: a review. *J. Soil Sci. Plant Nutr.* 12, 221–244. doi: 10.4014/jmb.2105.05009
- Yanni, Y. G. (1992). Performance of chickpea, lentil and lupin nodulated with indigenous or inoculated rhizobia micropartners under nitrogen, boron, cobalt and molybdenum fertilization schedules. *World J. Microbiol. Biotech.* 8, 607–613. doi: 10.1007/BF01238798
- Zahoor, R., Zhao, W., Abid, M., Dong, H., and Zhou, Z. (2017). Potassium improves photosynthetic tolerance to and recovery from episodic drought stress in functional leaves of cotton (*Gossypium hirsutum* L.). *J. Plant Physiol.* 119, 21–32. doi: 10.1016/j.plaphy.2017.08.011

**Conflict of Interest:** The authors declare that the research was conducted in the absence of any commercial or financial relationships that could be construed as a potential conflict of interest.

**Publisher’s Note:** All claims expressed in this article are solely those of the authors and do not necessarily represent those of their affiliated organizations, or those of the publisher, the editors and the reviewers. Any product that may be evaluated in this article, or claim that may be made by its manufacturer, is not guaranteed or endorsed by the publisher.

Copyright © 2022 Venugopalan, Nath, Sengupta, Pal, Banerjee, Banerjee, Chandran, Roy, Sharma, Hossain and Siddique. This is an open-access article distributed under the terms of the Creative Commons Attribution License (CC BY). The use, distribution or reproduction in other forums is permitted, provided the original author(s) and the copyright owner(s) are credited and that the original publication in this journal is cited, in accordance with accepted academic practice. No use, distribution or reproduction is permitted which does not comply with these terms.