

1  
2  
3 **Impact of COVID-19 and COVID-19 vaccination on high-risk patients with Antiphospholipid**  
4  
5  
6 **Syndrome: a nationwide survey**  
7

8 Vittorio Pengo<sup>1</sup>, Teresa Del Ross<sup>2</sup>, Marta Tonello<sup>2</sup>, Laura Andreoli<sup>3</sup>, Angela Tincani<sup>3</sup>, Paolo Gresele<sup>4</sup>,  
9  
10 Elena Silvestri<sup>5</sup>, Paolo Simioni<sup>6</sup>, Elena Campello<sup>6</sup>, Ariela Hoxha<sup>7</sup>, Anna Falanga<sup>8</sup>, Angelo Ghirarduzzi<sup>9</sup>  
11  
12  
13 and Gentian Denas<sup>1</sup>, COVID-19 APS collaborators.  
14  
15

16 Running Head: COVID-19 & vaccination in APS  
17  
18  
19  
20  
21  
22

23 <sup>1</sup>Thrombosis Research Laboratory, University of Padua; <sup>2</sup>Rheumatology Unit, Department of  
24 Medicine, University of Padua; <sup>3</sup>Rheumatology and Clinical Immunology Unit, Department of  
25 Clinical and Experimental Sciences, University of Brescia; <sup>4</sup>Section of Internal and Cardiovascular  
26 Medicine, Department of Medicine and Surgery, University of Perugia; <sup>5</sup>Department of  
27 Experimental and Clinical Medicine, University of Florence; <sup>6</sup>Thrombotic and Haemorrhagic  
28 Diseases Unit, General Internal Medicine, University of Padua; <sup>7</sup> Internal Medicine Unit,  
29 Department of Medicine, San Bortolo Hospital, Vicenza. <sup>8</sup>Department of Immunohematology and  
30 Transfusion Medicine and Haemostasis and Thrombosis Centre, Hospital Papa Giovanni XXIII,  
31 Bergamo; <sup>9</sup>SOC Medicina, Medicina Cardiovascolare, Dipartimento di Medicina Interna - AUSL-  
32 IRCCS Reggio Emilia, all in Italy.  
33  
34  
35  
36  
37  
38  
39  
40  
41  
42  
43  
44

45 **Correspondence**  
46  
47

48 Vittorio Pengo  
49  
50 Thrombosis Research Laboratory, University of Padova,  
51 Campus Biomedico, 'Pietro d'Abano,'  
52 Via Orus 2/B, 35129 Padova, Italy.  
53  
54 Email: [vittorio.pengo@unipd.it](mailto:vittorio.pengo@unipd.it)  
55  
56 Cell: +39 3497746734  
57  
58 ORCID iD: 0000-0003-2064-6071  
59  
60

1  
2  
3  
4  
5  
6  
7  
8  
9  
10  
11  
12  
13  
14  
15  
16  
17  
18  
19  
20  
21  
22  
23  
24  
25  
26  
27  
28  
29  
30  
31  
32  
33  
34  
35  
36  
37  
38  
39  
40  
41  
42  
43  
44  
45  
46  
47  
48  
49  
50  
51  
52  
53  
54  
55  
56  
57  
58  
59  
60

## ABSTRACT

**Objectives:** Patients with antiphospholipid syndrome (APS) and triple-positive for antiphospholipid antibodies (aPL) are at high-risk of recurrent events. As COVID-19 and COVID-19 vaccination may induce thrombotic complications, the objective of the study was to assess the course of COVID-19 and adverse events after vaccination in these patients.

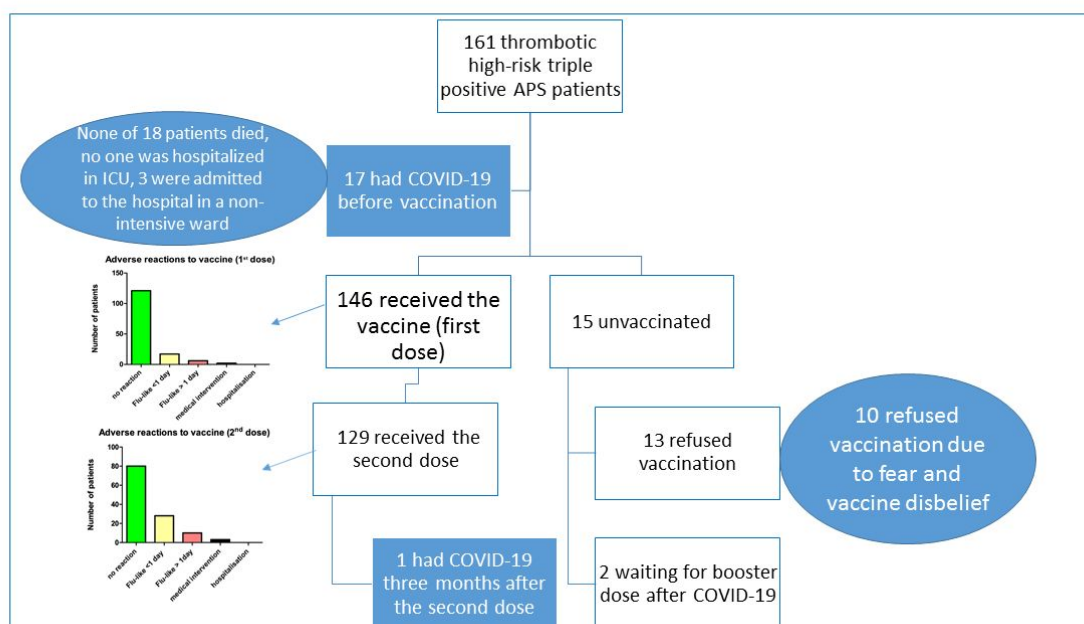
**Methods:** This is a nationwide multicentre survey conducted in nine APS referral centres by means of a questionnaire. Included patients are thrombotic APS with triple-positive aPL confirmed 12 weeks apart. Reference specialist physicians used a four-graded scale of severity for COVID-19 [from 0 (asymptomatic) to 3 (hospitalization in intensive care unit)] and a six-graded scale for adverse reactions to vaccination [from 0 (transient local injection site sign/symptoms) to 5 (potentially life-threatening reactions)]. Outcomes were considered within a 30-days period.

**Results:** Out of 161 patients interviewed, 18 (11%) had COVID-19. All of them fully recovered without any progression to severe disease nor thromboembolic event. One-hundred-forty-six patients received the first (92%) and 129 (80%) the second dose of vaccine; side effects were minimal and, in most cases, (83% after the first and 68% after the second shot) limited to a sore arm. Fifteen patients (9%) were unvaccinated. Most of them raised doubts on the need for vaccination, complained for poor safety and in general were reluctant on COVID-19 vaccination.

**Conclusion:** Patients with triple-positive thrombotic APS did not suffer from severe COVID-19 outcomes. Importantly, COVID-19 vaccination was well tolerated. These data may reassure patients and physicians and contribute in reducing hesitancy in unvaccinated patients.

**Key words:** Antiphospholipid Syndrome, COVID-19, Vaccination, Thrombosis

## Visual abstract



## Rheumatology key messages

- Physicians and patients with APS are concerned about the impact of COVID-19 and COVID-19 vaccination.
- High-risk thrombotic APS patients did not develop thrombotic events and vaccination was well tolerated.
- These data reassure APS patients and caregivers, and contribute to reducing hesitancy in unvaccinated patients.

## Introduction

COronaVirus Disease 19 (COVID-19) caused by the acute respiratory syndrome coronavirus 2 (SARS-CoV-2) is a global pandemic associated with a remarkably high rate of morbidity and mortality(1, 2). There is strong evidence supporting a major pathogenic role of a procoagulant state associated with mortality in severe COVID-19(3) and autopsy studies have extensively reported the presence of macro- and micro-embolism(4). This clinical phenotype has similarities with thrombotic antiphospholipid syndrome (APS) and its catastrophic variant(5, 6). Indeed, there are reports that at least three patients with infection caused by SARS-CoV-2 had cerebral infarcts associated with the presence of antibodies to  $\beta$ 2-Glycoprotein I ( $\beta$ 2GPI) and cardiolipin(7). Moreover, some authors detected Lupus Anticoagulant (LAC), a risk factor for thromboembolic events, in 45% of 56 patients with COVID- 19(8). Thus, hypothetically, COVID-19 patients may develop thrombotic APS, although detected antibodies are apparently different from those of genuine APS(9). Patients with thrombotic APS are at high-risk of thrombosis recurrence both in arterial and venous circulation when positive in all the three tests for antiphospholipid antibodies (aPL)(10). Secondary prevention with warfarin is mandatory while direct oral anticoagulants are not recommended(11) as they failed to provide non-inferiority versus warfarin in randomized clinical trials(12-14). However, thromboembolic events may occur despite anticoagulation(10). In the same way, the risk of thromboembolism remains high in hospitalized COVID-19 patients despite anticoagulation prophylaxis. Indeed, the incidence of thrombotic events in COVID-19 complications is 9.5%(15), but in those requiring intensive care, thrombosis rates can be remarkably high (31%)(16). In March 2021, concerns developed regarding the occurrence of a feared complication, the Vaccine-induced Immune Thrombotic Thrombocytopenia (VITT) mainly related to the use of ChAdOx1 nCoV-19 (Oxford– AstraZeneca) vaccine(17). Some authors raised concerns that COVID-19 vaccines, at least theoretically from a pathophysiologic point of view,

1  
2  
3 could induce full-blown APS in aPL carriers(18). However, to our knowledge, there is no patient-  
4  
5 involving study assessing the impact of SARS-CoV-2 infection or vaccination against SARS-CoV-2 in  
6  
7 high-risk thrombotic APS. Despite the general advice to undergo vaccination, some physicians may  
8  
9 be reluctant on vaccination due to fear of thrombotic events in this high-risk group of patients.  
10  
11 Based on these premises, we sought to answer the widespread concern among patients and  
12  
13 physicians on the impact of SARS-CoV-2 infection and vaccination in APS patients. We performed a  
14  
15 survey on the occurrence of COVID-19 and adverse reactions following vaccination against SARS-  
16  
17 CoV-2 in APS patients at high-risk of thromboembolic events.  
18  
19  
20  
21  
22

## 23 **Materials and Methods**

### 24 *Study design and survey questionnaire*

25  
26  
27 This survey was conducted in centres participating in the TRAPS trial (12) where high-risk triple-  
28  
29 positive thrombotic APS patients agreed to be followed up for trial extension outcomes (19). All  
30  
31 thrombotic APS patients were positive for Lupus Anticoagulant (LA), anti-cardiolipin (aCL) and anti  
32  
33  $\beta$ 2-Glycoprotein I (a $\beta$ GPI) antibodies confirmed 12 weeks apart. All participants gave written  
34  
35 informed consent and the study was performed in accordance with the principles of the  
36  
37 Declaration of Helsinki. Research ethics approval was not required: the information was obtained  
38  
39 as part of routine clinical management in such a manner that the identity of the human subjects  
40  
41 cannot readily be ascertained, directly or through identifiers linked to the subjects. In order to  
42  
43 ensure respect for data protection and privacy, data were completely anonymized. Patients were  
44  
45 interviewed in person during on-site follow-up visits or by means of a phone call. A dedicated  
46  
47 physician completed the survey questionnaire. All patients agreed to be interviewed (absence of  
48  
49 nonresponse bias). General questions exploring demographics and clinical status were routinely  
50  
51 collected or retrieved from the TRAPS database (12); mandatory items were the past APS clinical  
52  
53  
54  
55  
56  
57  
58  
59  
60

1  
2  
3 history, the index thrombotic event (arterial, venous, catastrophic) and the presence of associated  
4  
5 autoimmune disease. We specifically collected data on possible prior SARS-CoV-2 infection, date,  
6  
7 type of diagnosis and on vaccination status and possible side effects or established thrombotic  
8  
9 events within a 30-day period. Patients were required to indicate the clinical evolution of previous  
10  
11 SARS-CoV-2 infection using a four-graded scale of severity: 0= asymptomatic; 1=mild symptoms  
12  
13 treated at home; 2= hospitalization in non-intensive ward; 3=hospitalization in intensive care unit  
14  
15 (ICU). We specifically collected data on the type of vaccine administered (Pfizer/BioNTech,  
16  
17 Moderna and AstraZeneca), the timing and number of administrations given. Adverse events  
18  
19 included all local and systemic reactions in the first month following the injection. Local adverse  
20  
21 reactions included injection-site pain or inflammation. Systemic adverse reactions comprised flu-  
22  
23 like symptoms (fever, chills, headache, cough, muscle pain and body aches, fatigue and weakness,  
24  
25 nausea or vomiting, diarrhoea). Allergic reactions such as angioedema, urticaria, wheezing, and  
26  
27 skin rash were also assessed. The severity of adverse reactions was graded according to the  
28  
29 following criteria: 0=no adverse reaction apart from transient local injection site signs/symptoms;  
30  
31 1=flu-like signs/symptoms of less than one-day duration; 2=flu/like sign/symptoms of more than  
32  
33 one-day duration; 3=symptoms requiring medical intervention; 4= hospitalization; 5=potentially  
34  
35 life-threatening reaction requiring assessment in the emergency department. In case patients did  
36  
37 not get vaccination, the reason was noted, even if this was related to disbelief towards vaccines,  
38  
39 fear, hesitancy, and advice from relatives or their general practitioner.

## 50 **Results**

51  
52 The survey included 161 eligible patients and all accepted to answer the questionnaire. Patients'  
53  
54 characteristics are reported in Table 1. Mean age was 47.1 years and the majority were females  
55  
56 (68%). All the patients experienced venous and /or arterial thromboembolic events that were  
57  
58 catastrophic in 2 cases and 60 (37%) had associated autoimmune diseases. The study flow is  
59  
60

1  
2  
3 depicted in Figure 1. Eighteen patients (11%) had SARS-CoV-2 infection confirmed by reverse  
4  
5 transcriptase polymerase chain reaction (RT-PCR) assay. Seventeen had the infection before  
6  
7 vaccination while one patient (female, 37 years old, with associated celiac disease) had the  
8  
9 infection 3 months after her second dose of BNT162b2 Pfizer/BioNTech vaccine. Six of the  
10  
11 eighteen patients had associated autoimmune diseases. No patient died, no one was hospitalized  
12  
13 in ICU, 3 were admitted to the hospital in a non-intensive ward with fever and flu sign and  
14  
15 symptoms without pneumonia and were discharged in a few days, 12 were treated at home by  
16  
17 their General Practitioners and 3 were asymptomatic. One of the three hospitalized patients was a  
18  
19 70-year-old obese (BMI 32.9) woman with associated autoimmune disease (Hashimoto  
20  
21 thyroiditis). The other two patients were a 51-year-old obese (BMI 30.8) man with cardiovascular  
22  
23 risk factors (hypertension, diabetes and hyperlipidaemia) and a 57-year-old woman, both without  
24  
25 associated autoimmune diseases. There was no difference in age, sex, type of past  
26  
27 thromboembolic events and associated autoimmune diseases among patients who had SARS-CoV-  
28  
29 2 infection and those who did not.  
30  
31  
32  
33  
34  
35  
36  
37

38 Of 161 patients included in the survey, 146 (91%) received the first dose of vaccine between  
39  
40 January and September 2021: 121 the mRNA-based vaccine Pfizer-BioNTech (BNT162b2), 20 the  
41  
42 mRNA-based vaccine Moderna (mRNA-1273) and five the adenovirus-vectored vaccine Oxford-  
43  
44 AstraZeneca (ChAdOx1 nCoV-19). Of the 15 (9%) unvaccinated patients, 13 refused vaccination  
45  
46 and two were waiting for the booster dose as recently affected by SARS-CoV-2 infection. Among  
47  
48 the 13 patients who did not underwent vaccination, 10 refused vaccination due to fear and  
49  
50 vaccine disbelief, one patient with associated SLE followed the treating physician recommendation  
51  
52 against vaccination, one refused vaccination because of high titre positivity for IgM anti spike  
53  
54 protein of SARS-CoV-2 despite having never got the infection, and one because of onset of a  
55  
56 serious illness.  
57  
58  
59  
60

1  
2  
3 Vaccination was generally well tolerated as shown in Figure 2. One-hundred twenty-one (83%) had  
4  
5 no adverse reaction or minimal signs/symptoms at the site of injection, 17 (12%) had flu-like  
6  
7 symptoms lasting less than 1 day, six (4%) had these symptoms for more than 1 day, and two (1%)  
8  
9 asked for medical intervention/counselling. No patient had severe adverse events that needed  
10  
11 hospitalization. No case of VITT was reported during the 30 days following the first dose.  
12  
13

14  
15  
16 One-hundred twenty-nine patients (80%) received the second dose after a mean of 24 days from  
17  
18 the first one. Of these, 88 (68%) had minimal transient reaction at the injection site. Twenty-eight  
19  
20 (22%) had flu-like signs/symptoms lasting less than one day. Ten (8%) had flu-like signs/symptoms  
21  
22 lasting more than one day. Three (2%) asked for the intervention of General Practitioner and one  
23  
24 of them had a deep vein thrombosis 39 days after the second shot. Thirty patients with no or  
25  
26 minimal local adverse reaction after the first shot had a worse reaction after the second shot. On  
27  
28 the other hand, of 19 patients with some reaction after the first shot, nine had better, six no  
29  
30 change and four a worse reaction after the second dose. No patients were hospitalized nor had  
31  
32 severe allergic reactions after both shots.  
33  
34  
35  
36  
37

### 38 **Discussion**

39  
40  
41 Procoagulant mechanisms are up-regulated in COVID-19(20) and could contribute to the  
42  
43 occurrence of thromboembolic events in patients with acquired thrombophilia, namely aPL  
44  
45 antibodies. Besides, the infection itself may generate circulating aPL antibodies(21), although they  
46  
47 are different from those found in APS(9). Vaccination is a further problem as adenoviral vector-  
48  
49 based COVID-19 vaccines are associated with a rare thromboembolic manifestation, namely  
50  
51 VITT(17, 22). Many APS patients and even physicians pondered on the thromboembolic risk  
52  
53 associated with eventual SARS-CoV-2 infection and vaccination. Given these premises, we sought  
54  
55 to answer these questions by means of a survey among APS patients at high-risk of  
56  
57  
58  
59  
60



1  
2  
3 thromboembolic events (*triple-positive* thrombotic APS patients). The rate of infection (11%) was  
4  
5 close to that of the general population in our country(23). Indeed, cross-sectional studies  
6  
7 indicated that autoimmune disease patients had a similar rate of infection with SARS-CoV-2 as  
8  
9 compared with that in the general population(24).  
10  
11

12  
13 Despite the high prothrombotic state of APS and a triple positive antiphospholipid profile, patients  
14  
15 with SARS-CoV-2 infection in this survey did not suffer thromboembolic events. Of eighteen  
16  
17 patients experiencing SARS-CoV-2 infection, three were admitted to the hospital but did not suffer  
18  
19 progression to more severe disease.  
20  
21

22  
23 At the time of database lock (October 2021), 15 patients (9%) choose not to vaccinate. Most of  
24  
25 them doubted the need of vaccines, complained for poor safety, and in general feared vaccination  
26  
27 and its side effects. Vaccine hesitancy is a major healthcare burden as it compromises the  
28  
29 achievement of herd immunity(25).  
30  
31

32  
33 Vaccination side effects were minimal and, in most cases, limited to injection site pain. No serious  
34  
35 safety problems were reported and no patient was hospitalized. In particular, the 2 patients with  
36  
37 previous CAPS and the 5 patients receiving the Astra-Zeneca vaccine did not report thrombotic  
38  
39 complications or VITT. Indeed, this complication was observed in young individuals, likewise the  
40  
41 participants in this survey, and particularly in those having the Astra-Zeneca vaccine(17, 22, 26,  
42  
43 27).  
44  
45

46  
47 At the time of survey, all patients were on oral anticoagulant treatment with warfarin (except two  
48  
49 patients who refused to switch from rivaroxaban to warfarin after the premature closure of the  
50  
51 TRAPS trial)(12). Whether prior oral anticoagulant treatment may protect patients from severe  
52  
53 COVID 19 complications is still a matter of debate(28-30).  
54  
55

56  
57 *Limitations of the study.* In this retrospective survey, recollection and perceptions of symptoms  
58  
59  
60

1  
2  
3 may be variable among responders. The psychological status due to the perception of COVID-19  
4  
5 pandemic may have influenced data reporting. Nevertheless, investigators reported no severe  
6  
7 impact. Different intervals between vaccination and survey questions may have influenced the  
8  
9 patients' responses. However, it is unlikely that symptoms might have been missed given the  
10  
11 social and mediatic entity of the problem and the mean interval between the first dose and survey  
12  
13 administration was 3 months (range 2-8 months). Finally, to account for eventual missed  
14  
15 hospitalisations or COVID-19 disease, a cross check with General Practitioners regarding patients'  
16  
17 hospitalisation was done.  
18  
19  
20  
21  
22

23 In conclusion, COVID-19 and COVID-19 vaccination did not result in severe adverse events in high-  
24  
25 risk triple positive APS patients. A recent survey in patients with aPL at lower risk of  
26  
27 thromboembolic events showed that mRNA COVID-19 vaccines have an acceptable safety and  
28  
29 tolerability profile(31). These results should reassure patients and caregivers especially on the  
30  
31 safety of COVID-19 vaccination. Moreover, the results of this survey may also be translated to  
32  
33 lower risk APS patients with incomplete positive aPL profile (double and single positivity).  
34  
35  
36  
37  
38  
39  
40  
41  
42  
43  
44  
45  
46  
47  
48  
49  
50  
51  
52  
53  
54  
55  
56  
57  
58  
59  
60

## Acknowledgments

The following investigators participated in the collection of survey data (COVID-19 APS collaborators): Paolo Semeraro, Stefania Bertocchi, Rheumatology and Clinical Immunology Unit, Department of Clinical and Experimental Sciences, University of Brescia; Francesco Paciullo, Section of Internal and Cardiovascular Medicine and surgery, Department of Medicine, University of Perugia; Maria Rosaria Veropalumbo, Angiology Unit, Department of Internal Medicine, Santa Maria Nuova Hospital, Reggio Emilia, all in Italy.

## Author contributions

Conception and design of study: Vittorio Pengo (VP)

Acquisition of data: VP, Teresa Del Ross (TDR), Marta Tonello (MT), Laura Andreoli (LA), Paolo Gresele (PG), Elena Silvestri (ES), Paolo Simioni (PS), Elena Campello (EC), Ariela Hoxha (AH), Anna Falanga (AF), Angelo Ghirarduzzi (AG) and COVID-19 APS collaborators.

Verification, analysis and interpretation of data: Gentian Denas (GD), LA, Angela Tincani (AG), PG, AH.

Drafting of the manuscript: VP, LA, PG, GD.

All authors had full access to all the data in the study and accepted responsibility to submit for publication. All authors approved the final version of the manuscript.

**Conflict of interest:** The authors have declared no conflicts of interest.

**Financial support:** No specific funding was received from any bodies in the public, commercial or not-for-profit sectors to carry out the work described in this article.

### Data availability statement

Data that support the findings of this study are available from the corresponding author, [VP], upon reasonable request.

### References

1. World Health Organization. WHO Coronavirus (COVID-19) Dashboard 2021 [Available from: <https://covid19.who.int>].
2. Marietta M, Ageno W, Artoni A, De Candia E, Gresele P, Marchetti M, et al. COVID-19 and haemostasis: a position paper from Italian Society on Thrombosis and Haemostasis (SISST). *Blood Transfus.* 2020;18(3):167-9.
3. Tang N, Li D, Wang X, Sun Z. Abnormal coagulation parameters are associated with poor prognosis in patients with novel coronavirus pneumonia. *J Thromb Haemost.* 2020;18(4):844-7.
4. Bikdeli B, Madhavan MV, Jimenez D, Chuich T, Dreyfus I, Driggin E, et al. COVID-19 and Thrombotic or Thromboembolic Disease: Implications for Prevention, Antithrombotic Therapy, and Follow-Up: JACC State-of-the-Art Review. *J Am Coll Cardiol.* 2020;75(23):2950-73.
5. Ruffatti A, De Silvestro G, Marson P, Tonello M, Calligaro A, Favaro M, et al. Catastrophic antiphospholipid syndrome: Lessons from 14 cases successfully treated in a single center. A narrative report. *J Autoimmun.* 2018;93:124-30.
6. Cheng C, Cheng GY, Denas G, Pengo V. Arterial thrombosis in antiphospholipid syndrome (APS): Clinical approach and treatment. A systematic review. *Blood Rev.* 2021;48:100788.
7. Zhang Y, Xiao M, Zhang S, Xia P, Cao W, Jiang W, et al. Coagulopathy and Antiphospholipid Antibodies in Patients with Covid-19. *N Engl J Med.* 2020;382(17):e38.

- 1  
2  
3 8. Harzallah I, Debliquis A, Drenou B. Lupus anticoagulant is frequent in patients with Covid-  
4  
5 19. *J Thromb Haemost.* 2020;18(8):2064-5.  
6  
7
- 8 9. Borghi MO, Beltagy A, Garrafa E, Curreli D, Cecchini G, Bodio C, et al. Anti-Phospholipid  
9  
10 Antibodies in COVID-19 Are Different From Those Detectable in the Anti-Phospholipid Syndrome.  
11  
12 *Front Immunol.* 2020;11:584241.  
13  
14
- 15 10. Pengo V, Ruffatti A, Legnani C, Gresele P, Barcellona D, Erba N, et al. Clinical course of high-  
16  
17 risk patients diagnosed with antiphospholipid syndrome. *J Thromb Haemost.* 2010;8(2):237-42.  
18  
19
- 20 11. Tektonidou MG, Andreoli L, Limper M, Tincani A, Ward MM. Management of thrombotic  
21  
22 and obstetric antiphospholipid syndrome: a systematic literature review informing the EULAR  
23  
24 recommendations for the management of antiphospholipid syndrome in adults. *RMD Open.*  
25  
26 2019;5(1):e000924.  
27  
28
- 29 12. Pengo V, Denas G, Zoppellaro G, Jose SP, Hoxha A, Ruffatti A, et al. Rivaroxaban vs warfarin  
30  
31 in high-risk patients with antiphospholipid syndrome. *Blood.* 2018;132(13):1365-71.  
32  
33
- 34 13. Ordi-Ros J, Saez-Comet L, Perez-Conesa M, Vidal X, Riera-Mestre A, Castro-Salomo A, et al.  
35  
36 Rivaroxaban Versus Vitamin K Antagonist in Antiphospholipid Syndrome: A Randomized  
37  
38 Noninferiority Trial. *Ann Intern Med.* 2019;171(10):685-94.  
39  
40
- 41 14. Woller SC, Stevens SM, Kaplan D, Wang TF, Branch DW, Groat D, et al. Apixaban compared  
42  
43 with warfarin to prevent thrombosis in thrombotic antiphospholipid syndrome: a randomized trial.  
44  
45 *Blood Adv.* 2021.  
46  
47
- 48 15. Al-Samkari H, Karp Leaf RS, Dzik WH, Carlson JCT, Fogerty AE, Waheed A, et al. COVID-19  
49  
50 and coagulation: bleeding and thrombotic manifestations of SARS-CoV-2 infection. *Blood.*  
51  
52 2020;136(4):489-500.  
53  
54
- 55 16. Klok FA, Kruip M, van der Meer NJM, Arbous MS, Gommers D, Kant KM, et al. Incidence of  
56  
57 thrombotic complications in critically ill ICU patients with COVID-19. *Thromb Res.* 2020;191:145-7.  
58  
59  
60

- 1  
2  
3 17. Greinacher A, Thiele T, Warkentin TE, Weisser K, Kyrle PA, Eichinger S. Thrombotic  
4  
5 Thrombocytopenia after ChAdOx1 nCov-19 Vaccination. *N Engl J Med*. 2021;384(22):2092-101.  
6  
7
- 8 18. Talotta R, Robertson ES. Antiphospholipid antibodies and risk of post-COVID-19 vaccination  
9  
10 thrombophilia: The straw that breaks the camel's back? *Cytokine Growth Factor Rev*. 2021;60:52-  
11  
12 60.  
13  
14
- 15 19. Pengo V, Hoxha A, Andreoli L, Tincani A, Silvestri E, Prisco D, et al. Trial of Rivaroxaban in  
16  
17 AntiPhospholipid Syndrome (TRAPS): Two-year outcomes after the study closure. *J Thromb*  
18  
19 *Haemost*. 2021;19(2):531-5.  
20  
21
- 22 20. Levi M, Thachil J, Iba T, Levy JH. Coagulation abnormalities and thrombosis in patients with  
23  
24 COVID-19. *Lancet Haematol*. 2020;7(6):e438-e40.  
25  
26
- 27 21. Bowles L, Platton S, Yartey N, Dave M, Lee K, Hart DP, et al. Lupus Anticoagulant and  
28  
29 Abnormal Coagulation Tests in Patients with Covid-19. *N Engl J Med*. 2020;383(3):288-90.  
30  
31
- 32 22. Gresele P, Momi S, Marcucci R, Ramundo F, De Stefano V, Tripodi A. Interactions of  
33  
34 adenoviruses with platelets and coagulation and the vaccine-induced immune thrombotic  
35  
36 thrombocytopenia syndrome. *Haematologica*. 2021;106(12):3034-45.  
37  
38
- 39 23. Italian Civil Protection Department (Dipartimento della Protezione Civile PdCdM. 2021  
40  
41 [Available from: <http://www.protezionecivile.gov.it/>.  
42  
43
- 44 24. Zen M, Fuzzi E, Astorri D, Saccon F, Padoan R, Ienna L, et al. SARS-CoV-2 infection in  
45  
46 patients with autoimmune rheumatic diseases in northeast Italy: A cross-sectional study on 916  
47  
48 patients. *J Autoimmun*. 2020;112:102502.  
49  
50
- 51 25. Cadeddu C, Sapienza M, Castagna C, Regazzi L, Paladini A, Ricciardi W, et al. Vaccine  
52  
53 Hesitancy and Trust in the Scientific Community in Italy: Comparative Analysis from Two Recent  
54  
55 Surveys. *Vaccines (Basel)*. 2021;9(10).  
56  
57  
58  
59  
60

- 1  
2  
3 26. Schultz NH, Sorvoll IH, Michelsen AE, Munthe LA, Lund-Johansen F, Ahlen MT, et al.  
4  
5 Thrombosis and Thrombocytopenia after ChAdOx1 nCoV-19 Vaccination. *N Engl J Med*.  
6  
7 2021;384(22):2124-30.  
8  
9  
10 27. Scully M, Singh D, Lown R, Poles A, Solomon T, Levi M, et al. Pathologic Antibodies to  
11  
12 Platelet Factor 4 after ChAdOx1 nCoV-19 Vaccination. *N Engl J Med*. 2021;384(23):2202-11.  
13  
14  
15 28. Denas G, Gennaro N, Ferroni E, Fedeli U, Lorenzoni G, Gregori D, et al. Reduction in all-  
16  
17 cause mortality in COVID-19 patients on chronic oral anticoagulation: A population-based  
18  
19 propensity score matched study. *Int J Cardiol*. 2021;329:266-9.  
20  
21  
22 29. Harrison RF, Forte K, Buscher MG, Jr., Chess A, Patel A, Moylan T, et al. The Association of  
23  
24 Preinfection Daily Oral Anticoagulation Use and All-Cause in Hospital Mortality From Novel  
25  
26 Coronavirus 2019 at 21 Days: A Retrospective Cohort Study. *Crit Care Explor*. 2021;3(1):e0324.  
27  
28  
29 30. Flam B, Wintzell V, Ludvigsson JF, Martensson J, Pasternak B. Direct oral anticoagulant use  
30  
31 and risk of severe COVID-19. *J Intern Med*. 2021;289(3):411-9.  
32  
33  
34 31. Sciascia S, Costanzo P, Radin M, Schreiber K, Pini M, Vaccarino A, et al. Safety and  
35  
36 tolerability of mRNA COVID-19 vaccines in people with antiphospholipid antibodies. *Lancet*  
37  
38 *Rheumatol*. 2021;3(12):e832.  
39  
40  
41  
42  
43  
44  
45  
46  
47  
48  
49  
50  
51  
52  
53  
54  
55  
56  
57  
58  
59  
60

**Table 1. Characteristics of 161 triple-positive APS patients**

Age – yr	47.1± 4.2
Female sex – n. (%)	109 (68)
Caucasian – n. (%)	159 (98)
Type of thromboembolic event – n. (%)	
Venous	80 (50)
Arterial	49 (30)
Venous and Arterial	30 (19)
Catastrophic	2 (1)
Associated autoimmune disease – n. (%)	60 (37)
SLE	34
Lupus-Like	7
Hashimoto's thyroiditis	7
Sjögren's Syndrome	3
UCTD	3
Celiac disease	1
Immune thrombocytopenia	1
Myasthenia Gravis	1
Multiple Sclerosis	1
Psoriasis	1
Devic's Disease	1

Plus–minus value is mean ±SD. Abbreviations: SLE=Systemic Lupus Erythematosus, UCTD=Undifferentiated Connective Tissue Disease



1  
2  
3 **Legend to Figures**  
4  
5

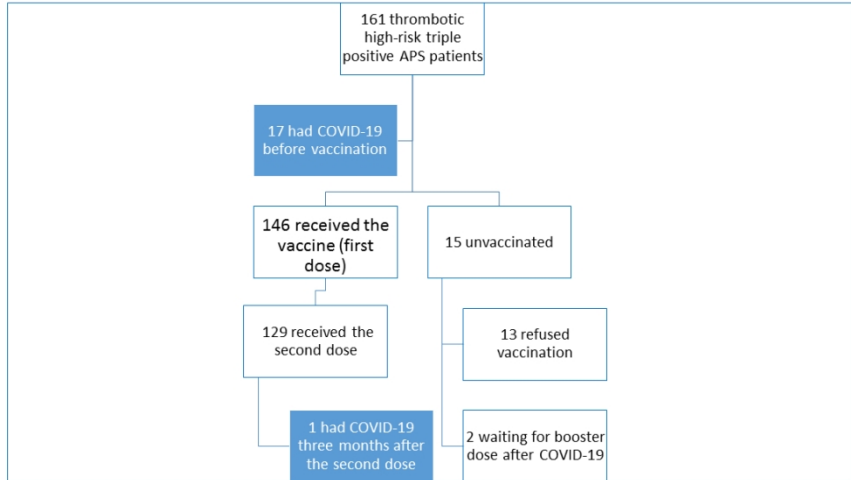
6 **Figure 1.** Study flow diagram  
7

8  
9 **Figure 2.** Adverse reactions to COVID-19 vaccination  
10

11  
12 Side effects after the first (Panel A) and second (Panel B) dose of COVID-19 vaccination. Most of patients  
13 had no adverse reaction or minimal transient reaction at the injection site. A few had flu-like symptoms  
14 lasting less 1 or 2 days while only and two (1%) after the first dose and 3 (2%) after the second dose asked  
15 for medical intervention/counselling. No patient had severe adverse events that needed hospitalization.  
16  
17  
18  
19  
20  
21  
22  
23  
24  
25  
26  
27  
28  
29  
30  
31  
32  
33  
34  
35  
36  
37  
38  
39  
40  
41  
42  
43  
44  
45  
46  
47  
48  
49  
50  
51  
52  
53  
54  
55  
56  
57  
58  
59  
60

1  
2  
3  
4  
5  
6  
7  
8  
9  
10  
11  
12  
13  
14  
15  
16  
17  
18  
19  
20  
21  
22  
23  
24  
25  
26  
27  
28  
29  
30  
31  
32  
33  
34  
35  
36  
37  
38  
39  
40  
41  
42  
43  
44  
45  
46  
47  
48  
49  
50  
51  
52  
53  
54  
55  
56  
57  
58  
59  
60

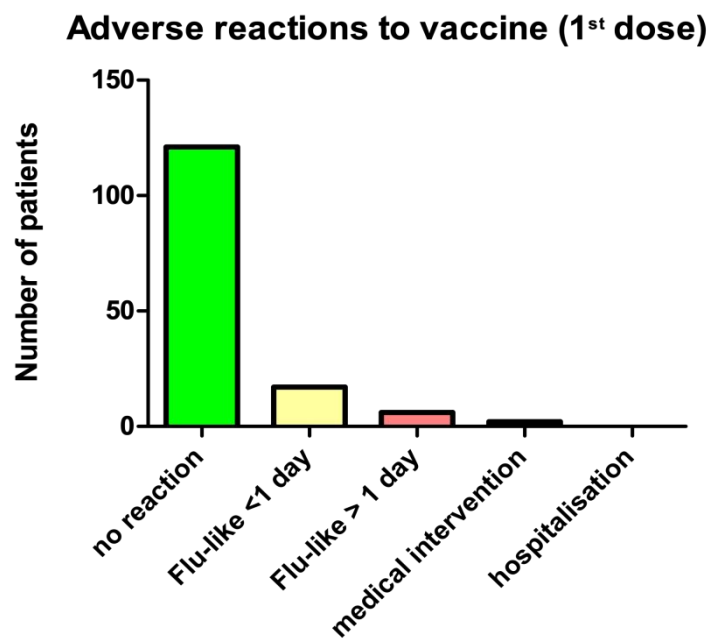
Figure 1. Study flow diagram



Study flow diagram

338x190mm (96 x 96 DPI)

A)



B)

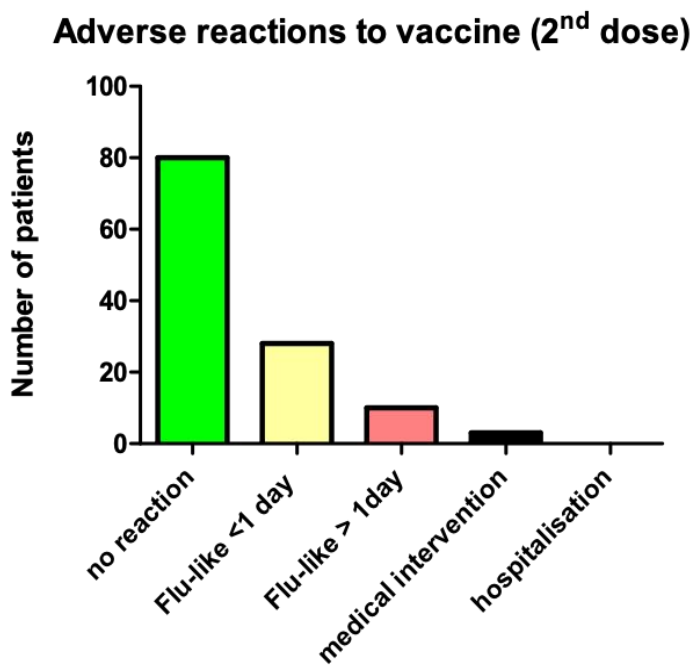


Figure 2.

1  
2  
3  
4  
5  
6  
7  
8  
9  
10  
11  
12  
13  
14  
15  
16  
17  
18  
19  
20  
21  
22  
23  
24  
25  
26  
27  
28  
29  
30  
31  
32  
33  
34  
35  
36  
37  
38  
39  
40  
41  
42  
43  
44  
45  
46  
47  
48  
49  
50  
51  
52  
53  
54  
55  
56  
57  
58  
59  
60