

REVIEW

 Cite this: *RSC Adv.*, 2020, 10, 16390

Properties of multifunctional composite materials based on nanomaterials: a review

 Alamry Ali ^{ac} and Andri Andriyana^{*b}

Composite materials are being used for high-end applications such as aviation technology, space ships, and heavy equipment manufacturing. The use of composite materials has been observed in recent advancements in the field of multifunctional composite materials (MFCMs). There is continuous progress related to improvements, innovations, and replacement of metals in spite of rigorous destructive and non-destructive testing, proving the toughness and lifelong durability of such materials. The present study aims to review the topics relevant to modern multifunctional composite materials. The reviewed articles mostly cover the field of MFCMs based on nanomaterials. The structural functions emphasize on the mechanical properties such as fracture toughness, strength, thermal stability, damping, stiffness, and tensile strength. The non-structural properties include biodegradability, thermal conductivity, electrical conductivity, and electromagnetic interference (EMI) shielding. The study has concluded that the applications of multifunctional nanoparticle-based composite materials and structures include durable but light-weight aircraft wings, components and structures of electric self-driving vehicles, and biomedical composite materials for drug delivery.

Received 16th December 2019

Accepted 11th February 2020

DOI: 10.1039/c9ra10594h

rsc.li/rsc-advances

Introduction

The remarkable structural and non-structural properties of multifunctional composite materials (MFCMs) have resulted in an increase in their industrial applications. There are two aspects of the composite materials, *viz.*, development/production and physical/mechanical properties. The emphasis of the surveyed publications is on the mechanical properties of MFCMs; however, the nature of the study leads to the inclusion of some research papers on related topics such as electronics, material science, and thermodynamics. A majority of the surveyed articles deal with composites with diverse compositions, which can be called as polymer composite materials. The need for the development and use of MFCMs has shown a significant rise in the last 2 decades. In the past seven years, from 2010 to 2017, MFCMs have found numerous applications in the field of construction, production, and development of multidisciplinary equipment. The traditional practice was to develop a composite structure, which could bear heavy loads, while other non-functional properties were often neglected. The

composites were aided with materials having the required properties for any other needed property, resulting in a heavy structure with multiple layers. Apart from the increase in mass, the resultant composite materials had delamination issues that were observed after a specific period. The MFCMs deal with improvements in both the load-bearing functional properties and allied properties simultaneously. The non-functional properties are now an integral part of the MFCMs.

The research in this field is associated with the continuous development of new materials, combinations, and properties that are being achieved with the accomplishment of each study. The advancements in MFCMs have already been covered up to the year 2010 by Gibson.¹ The recent developments, however, have created a reasonable need to summarize the improvements and innovations in these materials during the last 9 years from 2010 to 2019. The present study has covered the most recent publications from renowned journals and research conferences. While the number of relevant publications in 2010 was more than 200 per year, it grew to nearly 580 publications per year during 2016.² Fig. 1 illustrates the numerous applications, required properties, and significance of MFCMs used in recent times.³

The requirement for the materials has led to some major developments that can deliver both multiple structural functions and non-structural functions in the field of MFCMs. The example of a material with multiple structural functions is the one possessing high fracture toughness, high strength, high damping, and high stiffness. Similarly, the example of a material with non-structural functions is the one with high load

^aCenter of Advanced Materials, Department of Mechanical Engineering, Faculty of Engineering, University of Malaya, 50603 Kuala Lumpur, Malaysia. E-mail: Kva180033@siswa.um.edu.my

^bCenter of Advanced Materials, Department of Mechanical Engineering, Faculty of Engineering, University of Malaya, 50603 Kuala Lumpur, Malaysia. E-mail: andri.andriyana@um.edu.my

^{*}Department of Mechanical Engineering, College of Engineering in Al-Kharj, Prince Sattam bin Abdulaziz University, Al-Kharj 11942, Saudi Arabia. E-mail: a.alamry@psau.edu.sa; Fax: +96611 588 8888; Tel: +96611 588 8888



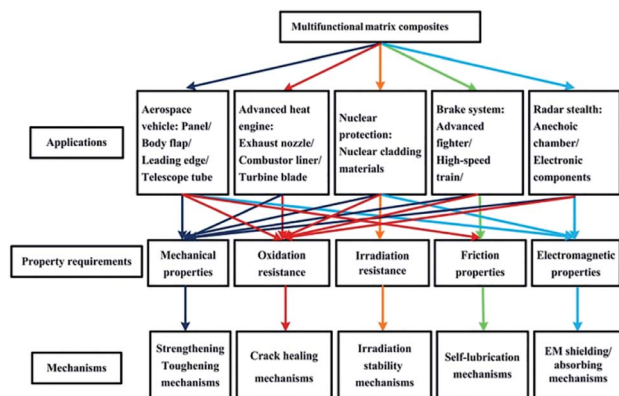


Fig. 1 Block diagram representing the multifunctional matrix composite applications, key properties, and mechanisms.¹

bearing capacity along with noise and vibration suppression. Other properties such as thermal insulation, energy storage such as in batteries, and self-repair have also been included. There is a third type of material that bears both multiple structural functions and non-structural functions. Major research and development have been achieved in both types of MFCMs. The present study aims to review the recent developments and evaluation of functional and non-functional properties of multifunctional composite materials based on nanomaterials. The articles reviewed in this study mostly cover the field of MFCMs based on nanomaterials.

Related work

The interest in the field of MFCMs has resulted in a significant number of publications and review papers. Ferreira *et al.*² stated numerous types of MFCMs and their possible applications in the field of civil engineering, medical applications, transportation equipment, energy storage, and conversion; on the other hand, Kumar and Anthony emphasized on matrix composites reinforced by graphene.⁴ Similarly, Liu *et al.*⁵ reviewed the impact of mechanical drilling on composite laminates such as graphene fiber reinforced plastics, carbon fiber reinforced plastics, and fiber metal composite laminates. This has provided an inclusive vision on the mechanical drilling of composite laminates. Loh *et al.*⁶ introduced naturally degradable MFCMs from sugarcane bagasse (SCB) and attempted to discover reliable properties and applications of SCB for composite materials.

Lubineau and Rahaman⁷ have studied the recent advancements in the improvement of degradation properties of MFCMs by using epoxy filled with carbon-based nano-reinforcements.⁷ The crack initiation and its propagation in multifunctional polymer composites was studied by Naebe *et al.*,⁸ which discussed the development of nature inspired self-healing and autonomic repair in composite materials. Similarly, a specialized study conducted by NASA showed the fatigue properties and mode-II inter-laminar fracture toughness of multifunctional graphite epoxy composite material.⁹ Another study conducted by Pang *et al.*¹⁰ showed that the properties of conductive

polymer composites (CPCs) were due to segregated structures. The study also investigated the ultralow percolation behavior, EMI shielding, and thermoelectric shielding of CPCs. However, an increase in the strength of MFCMs was observed and achieved by Qian¹¹ using carbon nanotubes as the filler for such materials. The study provided a detailed summary of the improved electrical, thermal, and mechanical properties by reviewing the multifunctional polymer composite filled with carbon particles and absorption of microwaves in such materials. Another study explored by Brosseau stated the impact of geometry, morphology, and composition of carbon particles on the absorption of electromagnetic radiations.¹²

Rafique *et al.*¹³ have explored epoxy resins and hardening systems using carbon nanotubes for high performance materials used in aviation. On the other hand, a detailed review on the mechanical properties of MFCMs was conducted by Al-Saleh and Sundararaj¹⁴ by testing the tensile properties, fracture toughness, dynamic mechanical properties, and rheological properties. The results depicted a significant impact of the processing conditions and methods on the properties of the VGCNF/polymer composites. Armentano *et al.*¹⁵ conducted a comprehensive study in the field of bio-nano multifunctional composites showing the properties, current trend, and prospects of poly lactic acid (PLA) based materials. The study investigates the application of such composites in tissue engineering and PLA modification techniques.¹⁵ The green composites (nature based multifunctional materials) were studied by Dicker *et al.*,¹⁶ which showed that green composites have potential to be used in several applications. Another study included the review of mechanical properties, variable fiber properties, renewability, biodegradability, and toxicity of multifunctional green composites.¹⁷ The results depicted that natural composites show good potential in infrastructure applications because of their positive economic and environmental outlook and their ability to meet human needs.

Few of the previous studies have worked on the multifunctional cementitious composite materials.^{18,19} These studies have emphasized on the mechanical properties and improvements due to the addition of multilayer graphenes. The study reported an increase in the compressive strength and reinforcement by about 21% of that of the original material. The addition of multilayer graphenes proved to be effective as nano-scale fillers for multifunctional cementitious composites.²⁰ The addition of multifunctional core-shell multifunctional nano-particles into the composite materials showed significant improvements in the properties such as anti-corrosion, enhanced surface chemistry, electromagnetic resistance, and microwave absorption.²¹ Cui *et al.*²² conducted a study on multifunctional cementitious materials by emphasizing the structural functions such as mechanical, electromagnetic, and thermal properties, modified by nano-graphite platelets.

Multiple structural properties of MFCM

Specific properties in conventional composite materials are achieved by changing the composition or adding various strengtheners and stiffeners. However, the development of

a multifunctional composite material embedded with multiple structural functions remains a challenge for scientists and researchers.² The most important structural properties expected from a multifunctional composite material are fracture toughness, strength, ductility, stiffness, thermal stability, and energy absorption. Recently, continuous research in this field has achieved some milestones, where composite materials that can survive in real-world situations have been developed.²³ The weight of the composite material is one of the most important design considerations during the development of light-weight materials, although it is not considered as a structural function. Mecklenburg *et al.*²⁴ have described a composite material that is light-weight and extremely robust under deformation loads. The material functions were achieved through chemical vapor deposition (CVD) synthesis of the material with freely adjustable zinc oxide (ZnO) molecules.

The improvements in the mechanical properties have already been observed by adding nanoparticles in composite binding agents. This method of enhancing the mechanical properties remains a deep area of interest among scientists and researchers for developing MFCMs. A study conducted by Zhang *et al.*²⁵ showed significant improvements in the mechanical functions and sand erosion resistance of glass fiber epoxy reinforced polymer composites. MFCM was used due to its ability to provide EMI shielding apart from the improvement in the mechanical strength. The flexural strength increased by 24% when carbon nano-fiber paper was used between the layers, as shown in Fig. 2. Zheng *et al.*²⁶ stated that ultra-light and ultra-stiff composite meta-materials were prepared by modifying the ordinary structures to nearly isotropic micro scale unit cells with improved structural binding. The process used to develop these structures was termed as micro stereolithography, based on nano-scale coating and post processing. The use of single and multi-walled carbon nano-tubes have already shown significant improvements in the overall structural functions of composite materials.^{27,28} These studies have

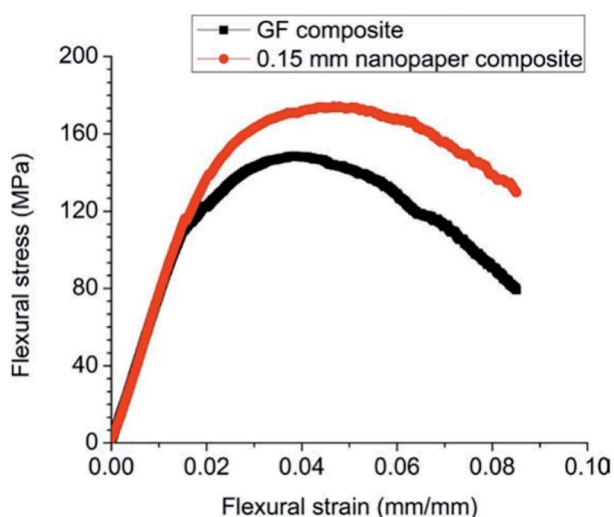


Fig. 2 Comparison of flexural stress against strain for glass fiber composite with and without nano-paper enhancement.²⁵

shown that the addition of CNTs increases the toughness from 36 to 53%, depending on the extent of dispersion in the epoxy.^{27,28}

In another study, the effect of CNT alignment, CNT types, and their concentration showed that unidirectional CNT alignments were greater than 10% by weight. The increase in the CNT alignments resulted in a significant reduction of the gauge factors and mechanical strength of the composite materials.²⁹ The characterization of thermal and electrical conductivity for the mixtures of CNT filled epoxy showed a 5.5% improvement in the thermal conductivity, as depicted in Fig. 3.³⁰ All the properties may not improve even in MFCMs; however, a reduction in the undesired properties is usually not a great concern on improving the desired properties. For example, the addition of micro-particles of rubber in an epoxy binder and their orientation in glass fiber composite material caused a 3-fold increase in the tensile fatigue, while there was 12.7% reduction in the elastic modulus and 5.2% reduction in the tensile strength.³¹ Mixing silica particles in epoxy caused a 12.3% increase in the modulus and a 3.6% increase in the strength, causing a reduction in the coefficient of thermal expansion by up to 14.2%.³²

Micro and nano filler-based hybrid MFCMs

The addition of CNT, SWCNT, and MWCNT in the epoxy matrix of composite materials enhances the mechanical properties such as stiffness, fracture toughness, and load bearing. A significant number of recent studies has shown that the addition of conventional micron scale particle and fiber reinforcements along with CNTs have shown significant improvements in the properties of MFCMs.^{33,34} Fig. 4 illustrates the SEM image of CNT and TEM image of polycarbonate in the composite matrix while Fig. 5 shows the effect of presence of these fillers at the nano and microscale on the specific notched impact resistance. It shows that the maximum toughness of the composite materials increases by 435% when using the combination of CNT and polycarbonate.

These fibers have higher elastic modulus and longitudinal strength, when combined with conventional polymer

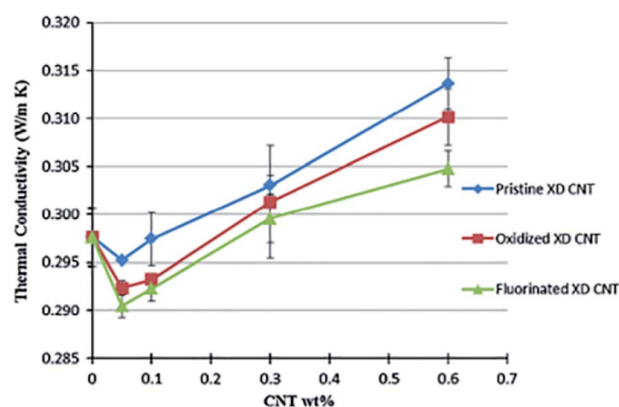


Fig. 3 CNT wt% vs. thermal conductivity for multifunctional composite materials.³⁰

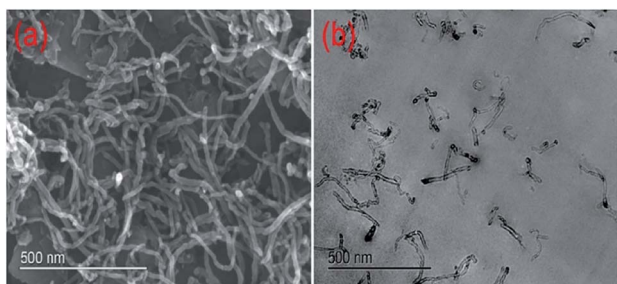


Fig. 4 (a) SEM image of CNT (b) TEM image of polycarbonate/2% CNT.³³

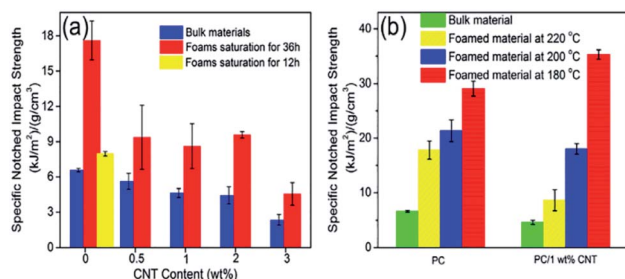


Fig. 5 The comparison of presence of CNT and polycarbonate/CNT on the specific notched impact strength.³³

composites, resulting in enhanced matrix dominated transverse strength. Such composites have poor longitudinal compressive strength properties. Several efforts have been made to improve this poor longitudinal compressive strength by embedding nano-enforcements on the surface of the fiber.³⁵ The other method is to replace the pure resin polymer matrix with filled nano-particles.³⁶ In such conditions, plastic deformation induced by empty spaces absorbs the impact energy, resulting in high impact and compressive strength.

Kaizer *et al.*³⁷ have reported an improvement in both the modulus and longitudinal compressive strength, which was obtained by adding silica based nano particles in epoxy. The problem with the addition of silica particles was the presence of equal-distribution of silica particles among the polymer matrix, which was achieved by the sol-gel process. A reduction in the matrix cracking and improvement in the fatigue life by using sol-gel formed nano-silica in the epoxy matrices was achieved, although the process is old. The presence of both micro and nanoscale silica particles showed further improvements in the structural functions and mechanical properties of the composite materials. The increase in the proportion of nano-particles also increased the value of Young's modulus. However, there was no impact on the concentration of micron size particles.³⁷

Studies on the addition of MWCNTs in epoxy for composite materials have shown greater improvements in the fracture toughness, strength, and other mechanical properties.^{38–40} Gallego *et al.*³⁸ have compared the mechanical properties and filler percolation in multifunctional nano-composite. The study shows that the highest increase in the mechanical properties is

achieved only when the network distribution of filler is created within the composite matrix. In the study, CVD technique was used to synthesize the MWCNTs, resulting in a specific surface area of $50 \text{ m}^2 \text{ g}^{-1}$.³⁹ Similarly, functionalized graphenes were also synthesized and used in the epoxy matrix for comparison. The cured samples were tested and the results showed that there were noticeable enhancements in the overall strength and elastic modulus of the composite material.⁴⁰ The highest values for the composites were obtained by introducing graphene sheets, as shown in Fig. 6.

Another study focused on the multi-scale toughening of MFCMs using carbon nano fibers and macro size Z-fibers.³⁹ Z-pinning is a specialized technique for inserting reinforcing fibers in the Z-direction. Z-fibers can be developed as a unidirectional fiber inside the composite material. The study showed that there was nearly 400% increase in the inter-laminar fracture energy using the combined effect of nano and macro scale fiber reinforcements. This multifold increase was due to the multiplicative effect due to the interplay between extrinsic and intrinsic strengthening at the crack tip. Along with these improvements, a 2% decrease in the tensile strength was also observed, which is always acceptable for multifold setback on the other side. Fig. 7 shows the inter-laminar fracture toughness for various reinforcement types and combinations.

A major part of the study on MFCM involves the increase in the mechanical properties; however, Sanaty-Zadeh⁴⁰ reviewed the MFCM's surface properties. The results depicted that the models for predicting material toughness normally ignore the Hall-Petch effect even though it is one of the important considerations while modeling the strength of a metal matrix composite. The resultant composite material can gain 34% improvement in the overall strength and fracture toughness. Some of the more recent and advanced approaches involve the development of CNTs on the microspheres of alumina (Al_2O_3) and using them as reinforcement in MFCMs.⁴¹ The composite materials showed a 26% improvement in the Young's modulus. Along with the improvements in the mechanical properties of the composite, significant improvements in the thermal

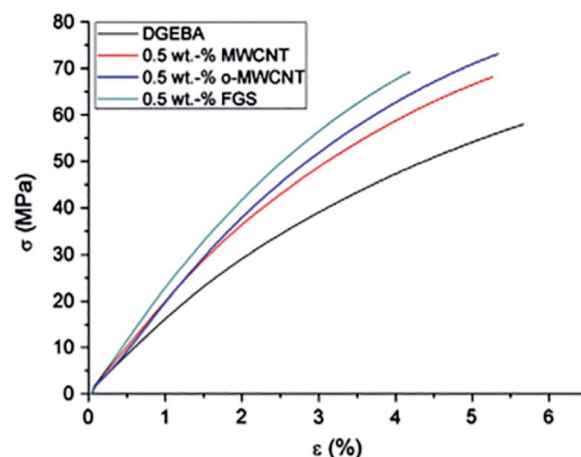


Fig. 6 Stress-strain curves for various compositions of filler materials.³⁸

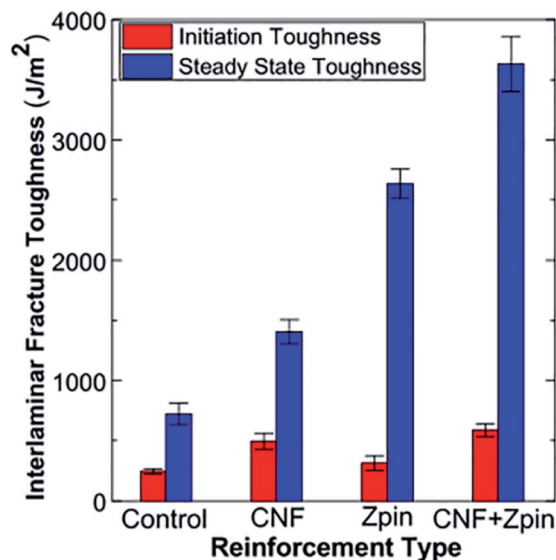


Fig. 7 Comparison of inter-laminar fracture toughness against various combinations of composite reinforcements.³⁹

diffusivity (56%) and electric conductivity (92%) by the addition of nano-coated alumina microspheres have been reported. Ulus *et al.*⁴² have used hybrid fillers for the improvement of mechanical properties of composite materials. The hybrid fillers were MWCNTs along with nano-plates of boron nitride. The result showed an increase in the static toughness by about 53%, increase in the strength by about 20%, and increase in the elastic modulus by about 10%. In another study, an increase in the interfacial strength up to 83.4% was reported for the ZnO based filler developed on *p*-phenylene benzobisoxazole. The resultant MFCF showed significant improvements in the hydrothermal aging resistance.⁴³

Koricho *et al.*⁴⁴ showed the effect of nano and micro fillers on the impact resistance of glass fiber reinforced plastic composite materials. The hybrid materials chosen for testing were glass bubbles iM16K (micro filler) and Cloisite 30B nano-clay. It was observed that the addition of 1 wt% of glass bubbles improved the dimensional stability because of the increased inter-laminar thickness and reduced shrinkage. The material was recommended as a light-weight substitute for vehicle applications such as bumper subsystem. Other studies involving MgO nanoparticles and carbon fiber hybrids have also shown noticeable improvements in the mechanical properties as well as increased thermal conductivity up to 20%.⁴⁵ Similar improvements in the mechanical properties while attaining a 200% increase in the thermal conductivity were achieved by using silicon carbide-CNT hybrid with polyvinylidene fluoride.⁴⁶

Integrated structural and non-structural properties of MFCMs

The addition at the micro and nano levels for enhancing the properties has helped in achieving improvements in both the

structural and non-structural properties. Multiple level improvements have resulted in an increased scope of MFCMs.

Electrical energy storage

It has already been proposed to eventually shift the load of the transportation system from fossil fuels to electricity-based vehicles with growing environmental concerns. Some well-known names such as Tesla are already working in this field. However, energy storage is a major setback that is preventing the electric vehicle technology from flourishing. The conventional Li-ion and Li-polymer batteries, and similar technologies are still unable to power electric vehicles that can perform with fossil fuel vehicles. Different solutions have been introduced in the past few years, with a paradigm shift towards electricity-based transport vehicles and the intensely growing need to develop a reliable mechanism of electricity storage.

Asp⁴⁷ have demonstrated the applicability of commercial intermediate modulus fibers that were designed and developed for structural batteries. It was found that for sized carbon fiber composite in the batteries, the electrochemical capacity was doubled. However, the manufacture and integration of sized carbon fibers in the composite is problematic and needs further study. Balogun *et al.*⁴⁸ have conducted a study in which for a high-performance electrode, metal nitride composites were used for energy storage. Another study conducted by Balogun *et al.*⁴⁹ showed that as a replacement of lithium ion batteries, sodium ion batteries were used based on carbon composite anodes. In a detailed study on multifunctional energy storage composites, the design, development, and characterization were studied by Ladpli *et al.*⁵⁰ The concept was to use multifunctional energy storage composites to house the electrochemistry of the cell between face-sheets. The experimentation involved the fabrication of 4 A h capacity batteries having various reinforcement array configurations. Fig. 8 shows the configurations of the conventional Li-ion battery and the multifunctional energy storage composite. The detailed construction of the composite is illustrated in Fig. 9.

The batteries were then tested using electrochemical performance tests and mechanical electrical coupling tests. The

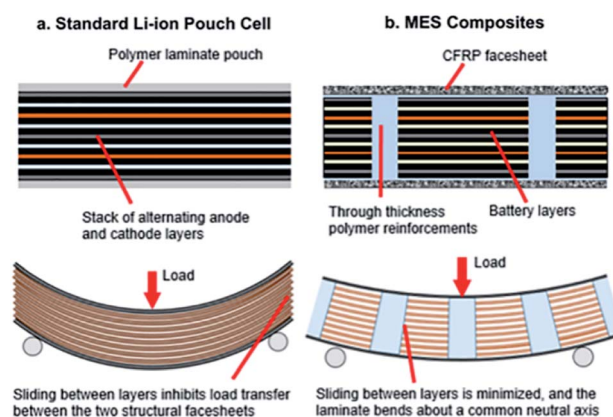


Fig. 8 Comparison of conventional Li-ion and MES composite batteries.⁵⁰

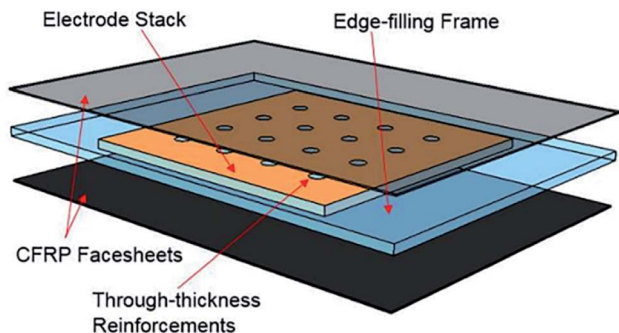


Fig. 9 Multifunctional energy storage composite internal components.

results from the studies were based on electrochemical characterization as well as mechanical testing. The electrochemical characterizations show that capacity retention of the composite batteries, when compared to initial discharge capacity, was over 96% after 200 charge discharge cycles. Qu *et al.*⁵¹ worked on electricity storage in layered SnS_2 reduced graphene oxide composite to produce higher rate and higher capacity battery anode material. The results showed that SnS_2 -reduced graphene oxide demonstrated high charge specific capacity (630 mA h g^{-1}) and long charge discharge cycle life (Fig. 10).

Raccichini *et al.*⁵² showed that graphene has a significant function in electrochemical energy storage devices even though it is not actively involved in the chemical reaction. Graphene composite layers were used for encapsulating the carbon matrix and as a conductive agent for anodes, resulting in efficient electron transport. Fig. 11 shows various configurations developed through graphene composites for making electrodes in the batteries.

A review on the application of multifunctional composite materials based on 3D graphene for energy storage was published by Wang *et al.*⁵³ The study shows that this graphene based composite material provides multidimensional paths for

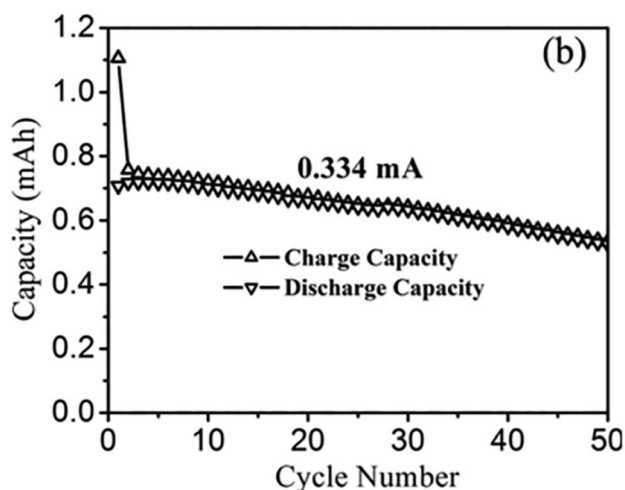


Fig. 10 Cycling performance of SNS-reduced graphene oxide composite battery anode.⁵¹

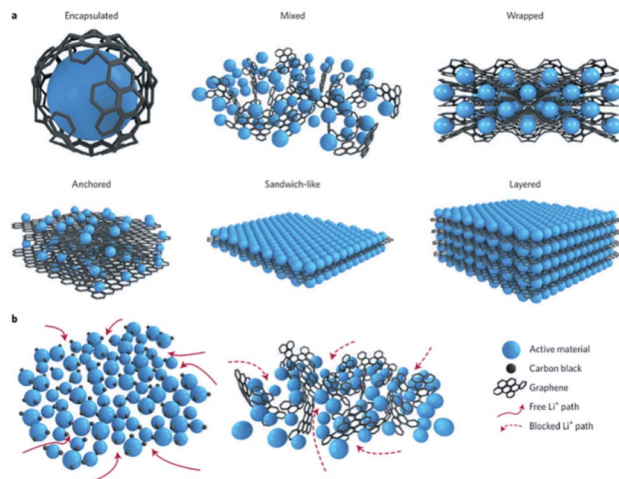


Fig. 11 Structural models for graphene-based anode composites.⁵²

electron transport, thus reducing resistance to the flow of electrons. The study shows that if a 3D graphene-based material is doped with metal or metal oxide ions, it further improves the electrical storage and conductivity in Li-ion batteries. A similar review on hybrid composite material-based anodes in Li-ion batteries was published by Zhu *et al.*⁵⁴

Super capacitance

A major setback is charging time, although hybrids of multifunctional composite materials used as anodes in conventional batteries have improved the charge density per unit area. Overnight charging time is not feasible for mass acceptance if it must be used in transportation vehicles. Several researchers have plunged into the field to develop an alternative of conventional energy storage devices.^{54–56} The concept of supercapacitor emerged as a solution for increased current density per unit area. The goal is to achieve a current density of 250 W h kg^{-1} at a cost of \$125 per kW per h to run a mid-sized sedan on electric charge for about 300 miles.⁵⁷

The use of multifunctional composite materials for making supercapacitors improves the electrical properties and structural functions. The robust nature of the composite material makes it as a perfect choice to be used in conventional applications such as electric vehicles. Carbon fiber reinforced composites have a positive influence on the electric storage properties.⁵⁸ Superior supercapacitance can be achieved by grafting the hierarchical nanostructure of Ni-Mn-layered double hydroxide microcrystals over carbon nanotube composites, as shown in Fig. 12.⁵⁹ The capacitance achieved was 2960 F g^{-1} with good charge/discharge cycle-ability.

Augustyn *et al.*⁶⁰ have found that the crystal structure affects the capacitance of supercapacitors. A wide intercalation tunnel results in higher capacitance values on using MnO_2 in aqueous electrolytes as thick composite electrodes. Similarly, Staaf *et al.*⁶¹ have found that composites containing CNT yield higher capacitance and high number of charge/discharge cycles. The high dielectric constant nano-composites have also shown

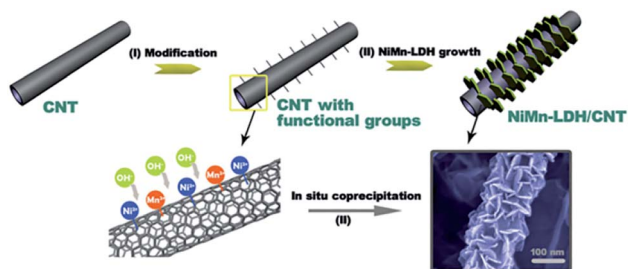


Fig. 12 Synthesis of Ni–Mn–double layered hydroxide composite for super capacitors.⁵⁹

potential for energy storage. These materials were prepared by core-shell nano-architecture strategies.⁶² The study has shown that other polymer composite materials such as polyoxometalate functionalized carbon nanotubes deliver reliable performance for energy storage and charge/discharge cycles. These composites have achieved a four-fold increase in the capacitance when compared to MWCNTs integrated in double layers.^{63,64} Shayeh *et al.*⁶⁴ have worked on conductive polymers and Au particles as efficient composite materials in electrochemical supercapacitors, which showed excellent charge density properties and charge retention. Carbon based composite materials have also shown super capacitance; however, more research needs to be done for practical durability of this technology in future.⁶⁵

Thermal conductivity/insulation and storage

Multifunctional composites have been studied for their use as thermal insulators for energy conservation applications, thermal conductors for efficient heating or cooling a system, and as thermal storage for energy generation. Thermal insulators are available in various sizes and shapes, which possess poor mechanical properties. The use of multifunctional composites brings in benefits of both thermal insulation as well as mechanical strength. This benefit results in the elimination of the need to cover up the whole equipment or installation with insulation, while it itself acts as a part of the structure.⁶⁶ The ultra-low density (0.072 g cm^{-3}) graphene aerogel composites have high strength and have found their applications in the aerospace field. N-doping graphene aerogels were prepared for thermal conductivity of composites, which were reinforced by micro sized quartz fibers as low as $0.0327 \text{ W (m K)}^{-1}$, when measured by a hot disk apparatus. The anhydrite/aerogel composite was used for thermal insulation. The process used for the development of the composite was hydrophilization of the particles of hydrophobic silica aerogel in a surfactant based on the polymers. The fraction of aerogel in the composite of 60% by volume possessed thermal conductivity less than 30 mW (m K)^{-1} .⁶⁷ Thermal insulation is especially important for energy storage in a thermal power plant. Xu *et al.*⁶⁸ developed a ceramic composite material for this purpose based on hollow silica powders and alumina fibers. The results showed significantly lower thermal conductivity in comparison with conventional inorganic insulating materials in the temperature range

from 126 to 538 °C. This lower thermal conductivity is attributed to the microstructures formed in the composite material. Fig. 13 illustrates the comparison of conventional insulators and the developed ceramic composite insulation.

Belayachi *et al.*⁶⁹ have also conducted a research in which the effects of dry-wet and freeze thaw cycling on the mechanical and thermal properties of straw-plaster based composite materials, which were proposed for building insulation, were studied. Two straw varieties, namely, barley and wheat, were used as insulation reinforcements in gypsum. There was an increase in the thermal insulation by less than 0.92% for barley and 0.85% for wheat straws, thus recommending the insulation of buildings under regular environmental conditions. Binici *et al.*⁷⁰ used epoxy/corn stalk composite for building insulations and reported improved insulation by up to 30% when compared to similar biomaterials. The use of other biowaste materials for thermal insulation has also been reported by previous studies.^{71,72}

Contrarily, some composite materials with good thermal conductivity have been developed for their use in electric batteries or energy storage devices for efficient heat dissipation during charging or discharging.⁷³ A study showed high-density polyethylene (HDPE), carbon nanotubes, and expanded graphite (EG) ternary composites with improved thermal conductivity using the filler network. The thermal conductivity factor “ f ” for these materials was calculated using the following formula;⁷⁴

$$f = \frac{T_{\text{COM}} - T_{\text{HDPE/EG}}}{T_{\text{HDPE/EG}}} \quad (1)$$

where, T_i = thermal conductivities of CNT/HDPE/EG.

The development of thermal energy storage materials can help to increase the size of solar heating systems in green house applications and at the domestic level. One of the techniques of storing a substantial amount of thermal energy is by using the phase changing composite materials (PCCMs) that can work at very narrow temperature ranges. A study by Sari⁷⁵ has reported

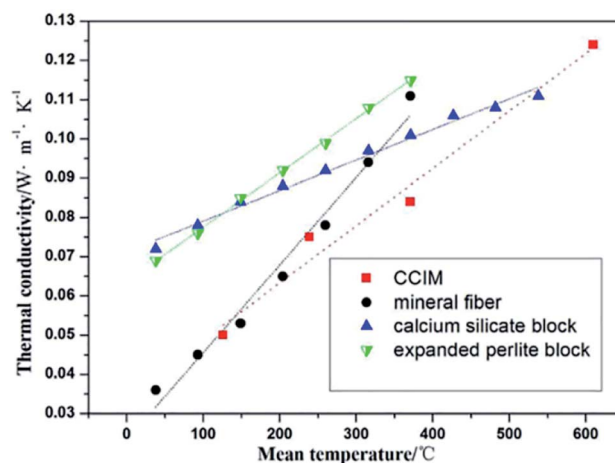


Fig. 13 Comparison of conventional insulators vs. ceramic composite insulation material (CCIM).⁶⁸

the results of differential calorimetry for the prepared composites. The resulting latent heat capacity was 38 to 74 J g⁻¹ for the temperature change of 4–30 °C.⁷⁵ The resultant material achieved a latent heat of 157.43 J g⁻¹.⁷⁶ The following equation was used to measure the latent heat of the composite material;

$$\Delta H_{F-SCPCM} = N (\%) (\Delta H_{C_{20}}) (100\%) \quad (2)$$

where, $\Delta H_{F-SCPCM}$ is the latent heat value, N is the impregnation fraction of C_{20} , and ΔH_{CO_2} is the actual latent heat.

Some other approaches for energy storage in composite materials were reviewed by Jamekhorshid *et al.*⁷⁷ and Pielichowska and Pielichowski,⁷⁸ where micro-encapsulation methods for phase changing materials were discussed. Similar work in the field of thermal energy storage was done by Trigui *et al.*,⁷⁹ where LDPE based composite phase changing materials were used and tested for thermal stability, thermal conductivity, and related thermo-physical properties. The work has demonstrated various tests that can be conducted for the evaluation of thermal storage composite materials.⁷⁹ Some other phase changing materials used for thermal storage include nitrogen doped graphene/palmitic acid composite, boron nitride nano sheets, and myristic-palmitic-stearic acid graphite composites.^{80–82} All these composites have shown substantial improvements in the thermal storage capability to be used in green house applications.

Adsorption

Several solutions are already in use with stringent environmental regulations and a growing trend towards the treatment of wastewater and air pollution. The use of MFCMs for treatment can further augment the objective of protecting the environment. Some newer composites have been developed with the ability to adsorb certain contaminants while retaining their structure under a range of temperature, environmental conditions, and chemical exposure. One of such adsorbents was developed using chitosan flakes for methylene blue removal from wastewater.⁸³ The flakes were dissolved in 0.7 M acetic acid and modified ball clay was added afterwards. The stirring of the mixture was done for 24 hours and then, 0.67 M sodium hydroxide solution was added to form beads. The beads were freeze-dried and crushed to the particle size of 0.5 to 2.0 mm to form the adsorbent composite. This adsorbent was then filled in the fixed bed adsorbed prototype for testing and evaluation. The adsorbent uptake q_t (mg g⁻¹) was found by using this equation;

$$q_t = \frac{(C_o - C_t)_v}{W} \quad (3)$$

where, C_o and C_t are the concentrations of methylene blue at initial and any time t , respectively, and “ W ” is the mass of the chitosan composite.

The adsorption of methylene blue in the chitosan composite was 159% higher than regular modified ball clay. The effect of the initial concentration of methylene blue was also investigated and is shown in Fig. 14. Benhouria⁸⁴ conducted a study on methylene blue removal, where calcium alginate-bentonite-

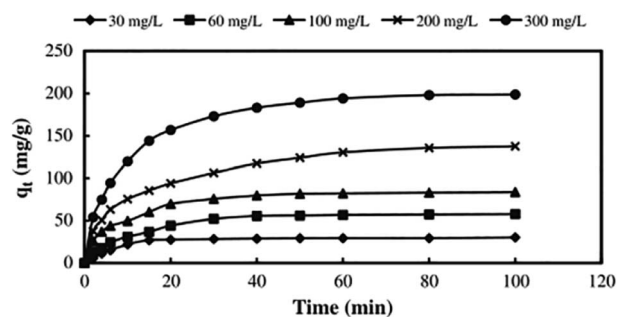


Fig. 14 The initial concentration of methylene blue effect on the adsorption at 30 °C.⁸³

activated composite beads were used. The adsorbent at 30 °C was able to take up 756.97 mg g⁻¹ of methylene blue and 25 to 500 mg L⁻¹ of the initial concentration.⁸⁴

A study was conducted for heavy metals removal, *i.e.*, chromium, lead, mercury, cadmium, and nickel from industrial wastewater using amino functionalized magnetic graphene composite material. The results showed the absorbance values, in mg g⁻¹, of 17.29 for chromium, 27.95 for lead, 23.03 for mercury, 27.83 for cadmium, and 22.07 for nickel.⁸⁵ In another study, Xie *et al.*⁸⁶ showed the removal of cationic and anionic pollutants from wastewater simultaneously by using zeolite/hydrated iron oxide composite material obtained from coal fly ash. The zeolite composite was developed by 24 hours of vigorous stirring of the mixture containing fly ash with solid-liquid ratio of 2 M NaOH and 6 mL g⁻¹ at the temperature of 95 °C. After 24 hours, the mixture was cooled and the zeolite was separated by centrifuging.

Fluoride, if present in higher concentrations, possesses health risks to humans, sea animals, and plants, resulting in fluorosis, osteoporosis, and neurological disorders. The study carried out by Wang *et al.*⁸⁷ has reported fluoride removal from water using a magnesium-iron-lanthanum composite. The composite was prepared by co-precipitation method and had an absorbance efficiency of 112.17 mg g⁻¹ for fluoride. Other works for the absorbance of fluoride utilized composites such as zirconium-manganese and calcium-aluminum-lanthanum.^{88,89} The composite materials have been used for selective gas adsorption as well. Zhou *et al.*⁹⁰ showed the separation of a binary mixture of carbon dioxide and methane using graphene oxide and MIL-101 chromium composite. Similarly, Rodenas *et al.*⁹¹ used nano-sheets in the polymer composite for the separation of the CO₂/CH₄ mixture. These materials can be used as dry gas wells to remove CO₂ while utilizing less energy compared to conventional processes. It was found that the use of mixed matrix composite membranes, which contained ZIF-7 nano fillers, showed improved selective separation of carbon dioxide. The polymer composite is easy to fabricate and thus provides a viable industrial scale gas separation solution.⁹² Individual covalent organic and metal organic framework membrane were used for separating hydrogen and carbon dioxide gas. However, Fu *et al.*⁹³ showed that two membranes

can be combined to develop a composite with higher H₂/CO₂ separation efficiency.

Self-healing functions

There is still a significant scope for improvement in this field; although, several researchers have worked in the field of self-healing composite materials, any damage can also occur. The encapsulated fluid is released and the propagation of crack is stopped by binding of the fibers as soon as damage occurs. This kind of self-healing mechanism can be used in a large number of applications ranging from domestic appliances to aviation and spaceships.⁹⁴ The SEM images of the microcapsules of poly-methyl-methacrylate have been shown in Fig. 15.

Kuang *et al.*⁹⁵ have reported the self-healing properties of continuous carbon fiber composites. The fibers were integrated into polyurethane, incorporating Diels–Alder cyclo-addition adducts.⁹⁵ The healing efficiency was tested using short beam shear testing. The composite material showed a healing efficiency of 85% for the first delamination and 73% for the second delamination, as shown in Fig. 16.⁹⁶

Huynh *et al.*⁹⁷ conducted a study on carbon nano-structure composites for self-healing chemical sensors. The study involved four conductive materials embedded in three different self-healing polymers, namely, poly-hydroxy-propyl-methacrylate, poly-propylene-urethane-urea-phenyl-disulfide, and poly-urethane-carboxy-phenyl-disulfide. The resulting polymers were flexible electric conductors with self-healing properties.⁹⁷ The glass fiber reinforced composite materials were widely utilized in many applications. Sordo and Michaud⁹⁸ reported the self-healing and damage recovery properties of glass fiber reinforced composite (GFRC). Supramolecular hybrid network matrix was employed in GFRC by vacuum assisted resin infusion molding process. The results showed damage recovery for flexural properties such as 65% maximum flexural stress and 72% elastic modulus.⁹⁸

Apart from encapsulation, the study revealed advanced self-healing mechanisms such as highly dynamic supra molecular systems, pyridine–metal bonds, quadruple, and sextuple hydrogen bond.⁹⁹ These composites exhibited high storage moduli with self-healing properties. One of the studies also used self-healing composites based on organic material such as soy protein and micro fibrillated cellulose.¹⁰⁰ The results showed self-healing efficiency of up to 27% for soya protein isolate. The composite was developed using strontium fluoro-




Fig. 15 SEM images of encapsulated poly-methyl-methacrylate in the composite material.⁹⁴

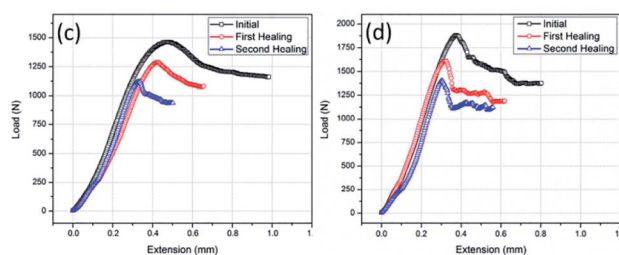


Fig. 16 Load vs. extension for initial, first, and second healing.

aluminosilicate particles and aqueous solution of polyacrylic acids enclosed in silica microcapsules. The resultant composite restrained the micro-cracks without the involvement of external aid.¹⁰¹

Fire-retardant properties of MFCMs

The use of polypropylene based composites is increasing due to their flexibility and electrical conducting properties. Polypropylene is a low cost and transparent polymer with low strength; however, the composites developed from polypropylene by adding glass fibers are tough to fracture due to their improved mechanical properties. These composites find their use in domestic and high-end applications such as aviation and spaceships.¹⁰² The problem with these composites is that they are easily flammable. Zhang *et al.*¹⁰³ have worked in this area and studied the effect of carbon nanotubes on intumescent flame-retardant composites. From the thermogravimetric results, the resultant composite had increased thermal stability in the presence of intumescent flame retardants.¹⁰³ The polymer was embedded with ultrafine kaolinite to develop a fire-retardant nano-composite material. The thermal and thermo-oxidative degradation of ethylene vinyl acetate nano-composite was studied in the range from 300 to 400 °C. The composite was thermally more stable than the neat polymer and could bear temperatures up to 700 °C.¹⁰⁴ Some other fire retardants used in composite materials such as magnesium hydroxide, aluminum trihydroxide, zinc stannate, zinc borate, and antimony oxide were discussed by Yang.¹⁰⁵

The mechanical properties of thermoplastics were enhanced by wood flour waste addition.¹⁰⁶ However, with improvements in the mechanical properties, thermoplastics become increasingly flammable. Fang *et al.*¹⁰⁷ found that the addition of zinc borate in the polymer composite greatly enhanced the thermal stability of wood floor PVC composite. Cavdar and Kalaycioglu¹⁰⁸ reported that polystyrene waste tea mill wastes and wood flour composite were made fire retardant by the addition of diammonium phosphate. The thermal degradation of the composites was tested using thermogravimetric analysis, which showed that the material starts degrading between 267 and 269 °C.¹⁰⁸ Another study on flame retardant composites reported melamine containing polyphosphazene wrapped ammonium polyphosphate; the composite had high flame retardancy and smoke suppression. The glass transition temperature for the composite was reported to be 185 °C.¹⁰⁹

Bio-degradability of MFCMs

There is a growing concern about synthetic inorganic composite materials due to environmental regulations. Researchers have already begun working on composite materials that are not only recyclable but also biodegradable. Synthetic fiber composites are being replaced by biodegradable natural ones, making them cost effective, low density, and renewable materials for use. One such material was investigated by Pietro *et al.*¹¹⁰ where Kenaf fiber composites were developed and characterized for their thermal, mechanical, and morphological properties. A detailed study on commercial biodegradable composites and their thermo-mechanical properties showed the role of fillers (nanosilica particles and wood flour), resulting in an increment in the modulus up to 100%. Creep resistance was also shown to increase in the biodegradable composites.¹¹¹ In another study, Rogovina *et al.*¹¹² presented a review on the properties and structures of natural and synthetic biodegradable multifunctional composites. The composites were tested for biodegradability by burial in the ground and tested for loss of mass and fungal resistance.¹¹² Fig. 17 illustrates the biodegradability curves of polylactide–chitosan, polylactide–ethylcellulose, polylactide–chitosan–PEG, and polylactide–MCC–PEG.

Few of the previous studies have used biodegradable biomaterials for the development of MFCMs such as agarose and composites based on starch reinforced with flax fibers and date palm.^{113,114} These composites showed a 140% increase in strength when agarose was present in the bio-plastic composite. In another study, biodegradable polylactic acid was impregnated with nanocellulose fibers to make a biodegradable composite material.¹¹⁵ This composite material is hygroscopic and controls the water evaporation rate when applied on some surface. The result showed lower rate of water transmission of 34 g per m² per day in comparison with the conventional control value of 1315 g per m² per day. The resultant composite material is biodegradable and thus, can be a promising packaging material in the future. Another biodegradable composite plastic and its characterization was performed by Jia *et al.*¹¹⁶ The two polymers, namely, polylactic acid and polybutylene, were used as reinforcements in the composite structural system. These biodegradable composites have shown remarkable improvement in their properties such as strength, failure strain, elastic tensile deformation, and fracture toughness. Similarly, Beltrami *et al.*¹¹⁷ reported similar improvements in the mechanical properties while the biodegradability of the composite material

was retained, *viz.*, curaua fiber impregnated poly-hydroxy-butyrate-*co*-hydroxyvalerate.¹¹⁷

A fully biodegradable composite material was developed as a plasticizer in L-poly-lactide-flax blends by using poly-butylene-succinate.¹¹⁸ The tensile tests were performed after extrusion and injection at 140 °C. It was also reported in the results that the addition of poly-butylene-succinate in adjustable volumes improved the fracture toughness of the composite by 29% and elongation by 17.4%. Pereira da Silva¹¹⁹ conducted a study on fully biodegradable composites, where lignocellulose from residual peach palm trees was used as the reinforcing filler in poly-butylene-adipate-*co*-terephthalate.

Miscellaneous functions

MFCMs have found applications in several other fields such as antibacterial, water repellent, and food grade materials.^{120–123} Some advanced MFCMs have been developed for chemical detection.¹²⁴ The results have shown that the addition of fluoroalcohol in the nano fibers of polyaniline can be used for hydrazine detection. Shirasu *et al.*¹²⁵ used CNTs for making a composite material with zero thermal expansion. Luminescent ions in advanced MFCMs have shown environment-friendly photocatalytic properties.¹²⁶ The magnetizable concrete composite material was based on powdered ferrite, cement, and magnetic material. The aim was to transfer power wirelessly for electric vehicle charging applications.¹²⁷

Sensitivity of mechanical response of composite materials and structures

Composite materials have become an essential aspect for studying the dynamic behavior with respect to the static behavior since composite materials are preferably used over conventional materials in high speed structural applications.¹²⁸ In addition, they are more suited for the design of dynamically loaded structures utilizing static properties since there is a comprehensive variation in the mechanical properties of the composites with the strain rate. In general, polymers are usually considered in terms of viscoelastic materials because of their mechanical properties, which are suitable for the level at which they are loaded.¹²⁹ During a crash, high strain-rate loading is caused in thermoplastic composites, which are usually found in automobile aspects, including spare wheel wells, underbody closures, bumpers, front-end-chassis frames, and side impact beams.¹³⁰

The use of polymer matrix composites is usually identified in aerospace industries. The aerospace structures are oriented for dynamic loading during service conditions, which include different kind of debris or high velocity impacts from hailstones. Underwater shock waves can be emitted by sea mines during detonation, which can lead to rigorous effect loading on the naval ship structure through glass reinforced polymeric composites.¹³¹ Therefore, their reaction during different conditions of strain rates must be apparently implicit for the effective use of these materials. For high strain rate polymeric composites, uniaxial compression tests are further demonstrated where there is a substantial increase in the strength and

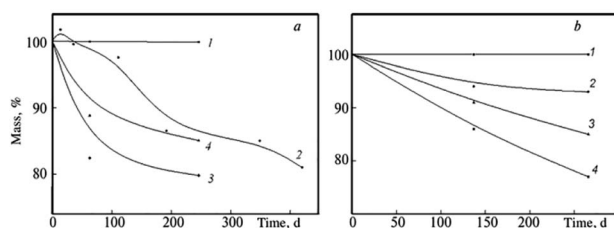


Fig. 17 Biodegradability of various composites with respect to time in days.¹¹²

stiffness with the strain rate.¹³² In addition, prior studies have been carried out under one-dimensional stress shear and uniaxial compression state. Also, the use of numerical simulations is widely observed in crashworthiness assessment and vehicle design.¹³³

Due to a change in the loading rate, failure modes vary to generally favor high strain rate deformation whereas ductile failure favors low strain rate deformation. The fiber or matrix interfaces have mechanical properties that are sensitive to the loading rate. The general sensitivity to the strain rate of laminated composites is controlled by the behavior of the resin composites.¹³¹ It is observed that hybrid composites respond effectively to different loading situations as compared to conventional composites as they result from two or more reinforcement materials. The strength sensitivity of the polymeric composite and shear modulus is observed with changing loading rate.¹²⁸

All the principal directions were determined along with the typical plain weave E-glass/epoxy high strain rate compressive properties and plain weave carbon/epoxy.¹³⁴ These directions have shown that in comparison with quasi-static loading, the compressive strength is greater at high strain rate. The compressive strength improvements are observed with the increase in strain rate with thickness direction.¹³⁵ The strain rate shows negligible effect on the compressive properties when loaded with fill directions and warp directions for the composites. The testing of hybrid composites prepared by plain weave E-glass and satin weave carbon with epoxy resin shows the impact of higher strain rate on wrap, thickness direction, and fill. In addition, no significant changes were observed in the compressive modulus with respect to the enhancement in the compressive strength and ultimate strain along with increasing strain rates.¹³⁶ Higher compressive strength was exhibited by the hybrid composites as compared to the satin weave carbon or epoxy composite.

Several studies have examined both nano and micro sized fillers for dynamic fracture and quasi-static fracture behavior of specific polymer composites under different loading rates.^{135–137} The fracture behavior of both the fillers depicts the loading-rate sensitivity. Lower crack initiation toughness was observed in the nano filler reinforced composites in comparison with the micro filler cones in dynamic loading conditions. The behavior of the carbon/epoxy composite material in quasi-static loading combined with transverse shear and compression for a wide range of strain rates in various biaxial states of stress was studied.¹³⁶ The strain rate logarithm was linear with respect to the strength of the composite and the variation in the moduli. The autonomous nature of the strain rate is developed due to transverse to shear modulus ratio.¹³⁷ The compressive strength and transverse tensile and the in-plane shear strength for the general strain rate range exhibited linear variation with strain rate logarithm.

Malikan *et al.*¹³⁸ described the viscoelastic behavior of the nanoplate, where Navier's approach was used for numerically solving the frequency equations. The study performs a comparative assessment between the proposed theory and other approaches for varying geometric corrugations and non-

local parameters. Arefi *et al.*¹³⁹ developed non-local constitutive relations for piezomagnetic face-sheets and exponentially graded core. The FSDT-based Hamilton's principle was used to derive the governing equations. The impact of the nanostructure parameters was examined using the analytical method for the solution of the governing equations, which include non-dimensional geometric parameters, two foundation parameters, non-local parameter, and inhomogeneous index on free vibration reactions.

Ghasemi *et al.*¹⁴⁰ explained the impact of agglomeration of CNTs on the elastic properties of CNT reinforced composites using the approach of Eshelby–Mori–Tanaka on equivalent fibers. The fibers are developed in the phase of reinforcement in CNT reinforced composites. The thin metal layers were used to combine the adhesive fiber prepreg. The behavior of vibrational sensitivity of the cylindrical shell in response to the following input was studied, including the fraction of volume and mass of fiber, the boundary conditions and lay-ups, and the CNT agglomeration and distribution. Mohammadi *et al.*¹⁴¹ computed the effective properties of FG-CNTRC cylindrical pressure vessels for different reinforcement patterns. The fundamental work principle was utilized to obtain the governing equation to solve the classical eigenproblem under the clamped supported boundary conditions. Mohammadi *et al.*¹⁴¹ showed the influence of significant parameters on the electro-elastic structural response, including the coefficient of porosity, the type of distribution, and the Pasternak foundation coefficients. A general increase in the deformability with increasing porosity coefficients was verified based on the numerical results.

Conclusion

The study has presented a reasonably comprehensive review of multifunctional composite materials, and their functional and non-functional properties. The articles covered in this study were the most recent developments after the year 2010. Along with the major properties, several conventional and non-conventional applications of each composite were also reviewed. The functional properties included strength, stiffness, elongation, and fracture toughness, while the non-structural functions included electrical conductivity/storage, super capacitance, thermal insulation/storage/conductivity, fire retardancy, self-healing, biodegradability, and adsorption. The future of composite materials is not only towards the improvement of structural functions but emphasis is being laid on the development of MFCMs for other purposes including biomedicine and electric energy storage. The review of the non-structural functions showed that there is still a major lack in the investigation and improvement of these properties. There is also a need for analytical models that can interpret the experimental results and optimize the MFCMs for the desired applications.

Conflicts of interest

There are no conflicts to declare.

Acknowledgements

The authors greatly appreciate the financial support from Prince Sattam bin Abdulaziz University.

References

- 1 R. F. Gibson, *Compositedstructures*, 2010, **92**, 2793–2810.
- 2 A. D. B. L. Ferreira, P. R. O. Nóvoa and A. T. Marques, *Compos. Struct.*, 2016, **151**, 3–35.
- 3 X. W. Yin, L. F. Cheng, L. T. Zhang, N. Travitzky and P. Greil, *Int. Mater. Rev.*, 2017, **62**, 117–172.
- 4 H. G. Prashantha Kumar and M. Anthony Xavior, *Procedia Eng.*, 2014, **97**, 1033–1040.
- 5 D. F. Liu, Y. I. Tang and W. L. Cong, *Compos. Struct.*, 2012, **94**, 1265–1279.
- 6 Y. R. Loh, D. Sujana, M. E. Rahman and C. A. Das, *Resour., Conserv. Recycl.*, 2013, **75**, 14–22.
- 7 G. Lubineau and A. Rahaman, *Carbon*, 2012, **50**, 2377–2395.
- 8 M. Naebe, M. M. Abolhasani, H. Khayyam, A. Amini and B. Fox, *Polym. Rev.*, 2016, **56**, 31–69.
- 9 T. K. O'Brien, W. M. Johnston and G. J. Toland, *Nasa/Tm-2010-216838*, 2010, pp. 1–32.
- 10 H. Pang, L. Xu, D. X. Yan and Z. M. Li, *Prog. Polym. Sci.*, 2014, **39**, 1908–1933.
- 11 H. Qian, E. S. Greenhalgh, M. S. P. Shaffer and A. Bismarck, *J. Mater. Chem.*, 2010, **20**, 4751.
- 12 F. Qin and C. Brosseau, *J. Appl. Phys.*, 2012, **111**, 4.
- 13 I. Rafique, A. Kausar, Z. Anwar and B. Muhammad, *Polym.-Plast. Technol. Eng.*, 2016, **55**, 312–333.
- 14 M. H. Al-Saleh and U. Sundararaj, *Composites, Part A*, 2011, **42**, 2126–2142.
- 15 I. Armentano, N. itinis, E. Fortunati, S. Mattioli, N. Rescignano, R. Verdejo and J. M. Kenny, *Prog. Polym. Sci.*, 2013, **38**, 1720–1747.
- 16 M. P. M. Dicker, P. F. Duckworth, A. B. Baker, G. Francois, M. K. Hazzard and P. M. Weaver, *Composites, Part A*, 2014, **56**, 280–289.
- 17 D. B. Dittenber and H. V. S. Gangarao, *Composites, Part A*, 2012, **43**, 1419–1429.
- 18 B. Bhan, S. Sun, S. Ding, L. Zhang, X. Yu and J. Ou, *Composites, Part A*, 2015, **70**, 69–81.
- 19 S. Parveen, S. Rana and R. Figueiro, *J. Nanomater.*, 2013, **80**, 1–19.
- 20 B. Han, Q. Zheng, S. Sun, S. Dong, L. Zhang, X. Yu and J. Ou, *Composites, Part A*, 2017, **101**, 143–150.
- 21 S. Wei, Q. Wang, J. Zhu, L. Sun, H. Lin and Z. Guo, *Nanoscale*, 2011, **3**, 4474.
- 22 X. Cui, S. Sun, B. Han, X. Yu, J. Ouyang, S. Zeng and J. Ou, *Composites, Part A*, 2017, **93**, 49–58.
- 23 N. Saba, M. Jawaid, O. Y. Alothman and M. T. Paridah, *Constr. Build. Mater.*, 2016, **106**, 149–159.
- 24 M. Mecklenburg, A. Schuchardt, Y. K. Mishra, S. Kaps, R. Adelung, A. Lotnyk and K. Schulte, *Adv. Mater.*, 2012, **24**, 3486–3490.
- 25 D. Zhang, E. Cabrera, Y. Zhao, Z. Zhao, J. M. Castro and L. J. Lee, *Adv. Polym. Technol.*, 2017, 1–8.
- 26 X. Zheng, H. Lee, T. H. Weisgraber, M. Shusteff, J. DeOtte, E. B. Duoss and S. O. Kucheyev, *Science*, 2014, **344**, 1373–1377.
- 27 H. W. Zhou, L. Mishnaevsky Jr, H. Y. Yi, Y. Q. Liu, X. Hu, A. Warrier and G. M. Dai, *Composites, Part B*, 2016, **88**, 201–211.
- 28 X. Wang, Q. Jiang, W. Xu, W. Cai, Y. Inoue and Y. Zhu, *Carbon*, 2013, **53**, 145–152.
- 29 M. Mecklenburg, D. Mizushima, N. Ohtake, W. Bauhofer, B. Fiedler and K. Schulte, *Carbon*, 2015, **91**, 275–290.
- 30 F. Gardea and D. C. Lagoudas, *Composites, Part B*, 2014, **56**, 611–620.
- 31 S. Mortazavian and A. Fatemi, *Composites, Part B*, 2015, **72**, 116–129.
- 32 S. Sprenger, *J. Appl. Polym. Sci.*, 2013, **130**, 1421–1428.
- 33 X. Zhi, H. B. Zhang, Y. F. Liao, Q. H. Hu, C. X. Gui and Z. Z. Yu, *Carbon*, 2015, **82**, 195–204.
- 34 G. J. Soler-Illia and O. Azzaroni, *Chem. Soc. Rev.*, 2011, **40**, 1107.
- 35 N. T. Kamar, M. M. Hossain, A. Khomenko, M. Haq, L. T. Drzal and A. Loos, *Composites, Part A*, 2015, **70**, 82–92.
- 36 X. Wang, Z. Z. Yong, Q. W. Li, P. D. Bradford, W. Liu, D. S. Tucker and Y. T. Zhu, *Mater. Res. Lett.*, 2013, **1**, 19–25.
- 37 M. R. Kaizer, J. R. Almeida, A. P. R. Gonçalves, Y. Zhang, S. S. Cava and R. R. Moraes, *J. Dent. Res.*, 2016, **95**, 1394–1400.
- 38 M. Martin-Gallego, M. M. Bernal, M. Hernandez, R. Verdejo and M. A. López-Manchado, *Eur. Polym. J.*, 2013, **49**, 1347–1353.
- 39 R. B. Ladani, A. R. Ravindran, S. Wu, K. Pingkarawat, A. J. Kinloch, A. P. Mouritz and C. H. Wang, *Compos. Sci. Technol.*, 2016, **131**, 98–109.
- 40 A. Sanaty-Zadeh, *Adv. Mater. Sci. Eng.*, 2012, **531**, 112–118.
- 41 D. He, B. Fan, H. Zhao, M. Yang, H. Wang, J. Bai and J. Bai, *Mater. Today Commun.*, 2017, **11**, 94–102.
- 42 H. Ulus, T. Üstün, O. S. Şahin, S. E. Karabulut, V. Eskizeybek and A. Avci, *J. Compos. Sci.*, 2016, **50**, 761–770.
- 43 L. Chen, Z. Hu, Z. Wu, G. Wu, L. Ma, C. Zhang and Y. Huang, *Composites, Part A*, 2017, **96**, 1–8.
- 44 E. G. Koricho, A. Khomenko, M. Haq, L. T. Drzal, G. Belingardi and B. Martorana, *Compos. Struct.*, 2015, **134**, 789–798.
- 45 J. Zhang, Z. Du, W. Zou, H. Li and C. Zhang, *Compos. Sci. Technol.*, 2017, **148**, 1–8.
- 46 J. Yuan, S. Yao, W. Li, A. Sylvestre and J. Bai, *J. Phys. Chem. C*, 2017, **121**, 12063–12070.
- 47 L. E. Asp, *Plast., Rubber Compos.*, 2013, **42**, 1–7.
- 48 M. S. Balogun, W. Qiu, W. Wang, P. Fang, X. Lu and Y. Tong, *J. Mater. Chem.*, 2015, **3**, 1364–1387.
- 49 M. S. Balogun, Y. Luo, W. Qiu, P. Liu and Y. Tong, *Carbon*, 2016, **98**.
- 50 P. Ladpli, R. Nardari, R. Rewari, H. Liu, M. Slater, K. Kepler and F. K. Chang, *ASME 2016 10th International Conference on Energy Sustainability collocated with the ASME 2016 Power Conference and the ASME 2016 14th International Conference on Fuel Cell Science, Engineering and Technology*, 2016, p. 2.

- 51 B. Qu, C. Ma, G. Ji, C. Xu, J. Xu, Y. S. Meng and J. Y. Lee, *Adv. Mater.*, 2014, **26**, 3854–3859.
- 52 R. Raccichini, A. Varzi, S. Passerini and B. Scrosati, *Nat. Mater.*, 2014, **14**, 271–279.
- 53 H. Wang, X. Yuan, G. Zeng, Y. Wu, Y. Liu, Q. Jiang and S. Gu, *Adv. Colloid Interface Sci.*, 2015, **221**, 41–59.
- 54 J. Zhu, D. Yang, Z. Yin, Q. Yan and H. Zhang, *Small*, 2014, **10**, 3480–3498.
- 55 S. Faraji and F. N. Ani, *J. Power Sources*, 2014, **263**, 338–360.
- 56 T. Kuila, A. K. Mishra, P. Khanra, N. H. Kim and J. H. Lee, *Nanoscale*, 2010, **2**, 52–71.
- 57 J. Liu, J. G. Zhang, Z. Yang, J. P. Lemmon, C. Imhoff, G. L. Graff and G. Xia, *Adv. Funct. Mater.*, 2013, **23**, 929–946.
- 58 A. Bismarck, P. T. Curtis, E. S. Greenhalgh, K. K. C. Ho, A. Javaid, A. Kucernak and J. H. G. Steinke, *18th International Conference on Composites Materials*, 2010, pp. 1–8.
- 59 J. Zhao, J. Chen, S. Xu, M. Shao, Q. Zhang, F. Wei and X. Duan, *Adv. Funct. Mater.*, 2014, **24**, 2938–2946.
- 60 V. Augustyn, P. Simon and B. Dunn, *Energy Environ. Sci.*, 2014, **7**, 1597.
- 61 L. G. H. Staaf, P. Lundgren and P. Enoksson, *Nano Energy*, 2014, **9**, 128–141.
- 62 X. Huang and P. Jiang, *Adv. Mater.*, 2015, **27**, 546–554.
- 63 Y. Ji, L. Huang, J. Hu, C. Streb and Y. F. Song, *Adv. Inorg. Chem.*, 2017, **69**, 181–212.
- 64 J. S. Shayeh, A. Ehsani, M. R. Ganjali, P. Norouzi and B. Jaleh, *Appl. Surf. Sci.*, 2015, **353**, 594–599.
- 65 J. Carratalá-Abril, L. Rey-Martínez, R. Beneito-Ruiz and J. Vilaplana-Cerdá, *Mater. Today*, 2016, **3**, S240–S245.
- 66 L. Jiang, J. Feng, R. Ying, F. Yin, S. Pei, J. Lu, Z. Li, *et al.*, *Fish Shellfish Immunol.*, 2019, **92**, 230–240.
- 67 D. Sanz-Pont, D. Sanz-Arauz, C. Bedoya-Frutos, R. J. Flatt and S. López-Andrés, *Mater. Struct.*, 2015, **49**, 3647–3661.
- 68 S. Xu, L. Chen, M. Gong, X. Hu, X. Zhang and Z. Zhou, *Composites, Part B*, 2017, **111**, 143–147.
- 69 N. Belayachi, D. Hoxha and M. Slaimia, *Constr. Build. Mater.*, 2016, **125**, 912–918.
- 70 H. Binici, O. Aksogan and C. Demirhan, *Sustainable Cities and Society*, 2015, 22–45.
- 71 A. Fadhel, *Al-Qadisiyah Journal for Engineering Science*, 2011, **4**, 26–36.
- 72 A. Limam, A. Zerizer, D. Quenard, H. Sallee and A. Chenak, *Energy Build.*, 2016, **116**, 89–95.
- 73 Z. Su, H. Wang, X. Ye, K. Tian, W. Huang, C. Xiao and X. Tian, *Composites, Part A*, 2017, **99**, 166–175.
- 74 J. Che, K. Wu, Y. Lin, K. Wang and Q. Fu, *Composites, Part B*, 2017, **99**, 32–40.
- 75 A. Sari, *Energy Convers. Manage.*, 2016, **117**, 132–141.
- 76 A. Karaipekli, A. Biçer, A. Sari and V. V. Tyagi, *Energy Convers. Manage.*, 2017, **134**, 373–381.
- 77 A. Jamekhorshid, S. M. Sadrameli and M. A. Farid, *Renewable Sustainable Energy Rev.*, 2014, **31**, 531–542.
- 78 K. Pielichowska and K. Pielichowski, *Prog. Mater. Sci.*, 2014, **65**, 67–123.
- 79 A. Trigui, M. Karkri and I. Krupa, *Energy Convers. Manage.*, 2014, **77**, 586–596.
- 80 D. L. Zhang, J. W. Zha, C. Q. Li, W. K. Li, S. J. Wang, Y. Wen and Z. M. Dang, *Compos. Sci. Technol.*, 2017, **144**, 36–42.
- 81 X. Yang, Y. Yuan, N. Zhang, X. Cao and C. Liu, *Sol. Energy*, 2014, **99**, 259–266.
- 82 M. Mehrali, S. T. Latibari, M. Mehrali, T. M. I. Mahlia, E. Sadeghinezhad and H. S. C. Metselaar, *Appl. Energy*, 2014, **135**, 339–349.
- 83 M. Auta and B. H. Hameed, *Chem. Eng. J.*, 2014, **237**, 352–361.
- 84 A. Benhouria, M. A. Islam, H. Zaghouane-Boudiaf, M. Boutahala and B. H. Hameed, *Chem. Eng. J.*, 2015, **270**, 621–630.
- 85 X. Guo, B. Du, Q. Wei, J. Yang, L. Hu, L. Yan and W. Xu, *J. Hazard. Mater.*, 2014, **278**, 211–220.
- 86 J. Xie, Z. Wang, D. Wu and H. Kong, *Fuel*, 2014, **116**, 71–76.
- 87 J. Wang, D. Kang, X. Yu, M. Ge and Y. Chen, *Chem. Eng. J.*, 2015, **264**, 506–513.
- 88 V. Tomar, S. Prasad and D. Kumar, *Microchem. J.*, 2013, **111**, 116–124.
- 89 W. Xiang, G. Zhang, Y. Zhang, D. Tang and J. Wang, *Chem. Eng. J.*, 2014, **250**, 423–430.
- 90 X. Zhou, W. Huang, J. Miao, Q. Xia, Z. Zhang, H. Wang and Z. Li, *Chem. Eng. J.*, 2014, **266**, 399.
- 91 T. Rodenas, I. Luz, G. Prieto, B. Seoane, H. Miro, A. Corma and J. Gascon, *Nat. Mater.*, 2015, **14**, 48–55.
- 92 T. Li, Y. Pan, K. V. Peinemann and Z. Lai, *J. Membr. Sci.*, 2013, **425**, 235–242.
- 93 J. Fu, S. Das, G. Xing, T. Ben, V. Valtchev and S. Qiu, *J. Am. Chem. Soc.*, 2016, **138**, 7673–7680.
- 94 Q. Li, A. K. Mishra, N. H. Kim, T. Kuila, K. T. Lau and J. H. Lee, *Composites, Part B*, 2013, **49**, 6–15.
- 95 X. Kuang, G. Liu, X. Dong and D. Wang, *Macromol. Mater. Eng.*, 2016, **301**, 535–541.
- 96 Y. Heo and H. A. Sodano, *Compos. Sci. Technol.*, 2015, **118**, 244–250.
- 97 T. P. Huynh, M. Khatib, R. Srour, M. Plotkin, W. Wu, R. Vishinkin and H. Haick, *Adv. Mater. Technol.*, 2016, **1**, 1600187.
- 98 F. Sordo and V. Michaud, *Smart Mater. Struct.*, 2016, **25**, 1–9.
- 99 V. K. Thakur and M. R. Kessler, *Polymer*, 2015, **69**, 369–383.
- 100 J. R. Kim and A. N. Netravali, *Compos. Sci. Technol.*, 2017, **143**, 22–30.
- 101 G. Huyang and A. E. Debertin, *Mater. Des.*, 2016, **94**, 295–302.
- 102 N. K. Kim, R. J. T. Lin and D. Bhattacharyya, *Composites, Part B*, 2014, **67**, 472–480.
- 103 Q. Zhang, J. Zhan, K. Zhou, H. Lu, W. Zeng, A. A. Stec and Z. Gui, *Polym. Degrad. Stab.*, 2015, **115**, 38–44.
- 104 M. Batistella, B. Otazaghine, R. Sonnier, A. S. Caro-Bretelle, C. Petter and J. M. Lopez-Cuesta, *Polym. Degrad. Stab.*, 2014, **100**, 54–62.
- 105 F. Yang, *Fabrication of graphene/natural rubber nanocomposites with high dynamic properties through convenient mechanical mixing*, Elsevier Ltd, 2017.
- 106 M. Poletto, *Maderas: Cienc. Tecnol.*, 2017, **19**, 433–442.
- 107 Y. Fang, Q. Wang, C. Guo, Y. Song and P. A. Cooper, *J. Anal. Appl. Pyrolysis*, 2013, **100**, 230–236.

- 108 A. Donmez Cavdar, H. Kalaycioglu and F. Mengeloğlu, *J. Compos. Sci.*, 2015, 1–8.
- 109 S. Qiu, C. Ma, X. Wang, X. Zhou, X. Feng, R. K. Yuen and Y. Hu, *J. Hazard. Mater.*, 2017, **344**, 839–848.
- 110 P. Russo, C. Carfagna, F. Cimino, D. Acierno and P. Persico, *Adv. Polym. Technol.*, 2012, **32**, 10.
- 111 G. Panayiotis, K. Evagelia and N. Michael, *Polym. Compos.*, 2008, **16**, 101–113.
- 112 S. Z. Rogovina, K. V. Aleksanyan and A. A. Berlin, *Fibre Chem.*, 2016, **48**, 191–198.
- 113 A. Awadhiya, D. Kumar, K. Rathore, B. Fatma and V. Verma, *Polym. Bull.*, 2017, **74**, 2887–2903.
- 114 H. Ibrahim, M. Farag, H. Megahed and S. Mehanny, *Carbohydr. Polym.*, 2014, **101**, 11–19.
- 115 Z. Song, H. Xiao and Y. Zhao, *Carbohydr. Polym.*, 2014, **111**, 442–448.
- 116 W. Jia, R. H. Gong, C. Soutis and P. J. Hogg, *Plast., Rubber Compos.*, 2014, **43**, 82–88.
- 117 L. V. Beltrami, J. A. Bandeira, L. C. Scienza and A. J. Zattera, *J. Appl. Polym. Sci.*, 2014, **131**, 8769–8776.
- 118 A. Bourmaud, Y. M. Corre and C. Baley, *Ind. Crops Prod.*, 2015, **64**, 251–257.
- 119 J. S. P. da Silva, J. M. F. da Silva, B. G. Soares and S. Livi, *Composites, Part B*, 2017, **129**, 117–123.
- 120 J. Park, *Engineering light at the nanoscale: structural color filters and broadband perfect absorbers*, 2017, vol. 18, pp. 203–206.
- 121 R. Bushra, M. Naushad, G. Sharma, A. Azam and Z. A. AlOthman, *Korean J. Chem. Eng.*, 2017, **34**, 1970–1979.
- 122 D. Staneva, E. Vasileva-Tonkova and I. Grabchev, *Synthesis, characterization and in vitro antimicrobial activity of a new fluorescent tris-benzo [de] anthracen-7-one and its Cu (II) complex*, 2016, pp. 1–23.
- 123 J. Xiao, Y. Li and Q. Huang, *Trends Food Sci. Technol.*, 2016, **55**, 48–60.
- 124 B. H. Weiller, S. Virji, C. Baker, J. Huang, D. Li and R. B. Kaner, *Polyaniline nanofiber/gold nanoparticle nonvolatile memory*, Nano Science and Technology Institute, 2005, vol. 2, pp. 281–284.
- 125 K. Shirasu, A. Nakamura, G. Yamamoto, T. Ogasawara, Y. Shimamura, Y. Inoue and T. Hashida, *Composites, Part A*, 2017, **95**, 152–160.
- 126 G. Bai, M. K. Tsang and J. Hao, *Adv. Funct. Mater.*, 2016, **26**, 6330–6350.
- 127 R. Tavakoli, A. Echols, U. Pratik, Z. Pantic, F. Pozo, A. Malakooti and M. Maguire, *Energy Conversion Congress and Exposition*, 2017, vol. 9. DOI: 10.1109/ecce.2017.8096705.
- 128 P. Lopato, *Appl. Sci.*, 2017, **7**, 661, DOI: 10.3390/app7070661.
- 129 P. J. Liotier, M. F. Pucci, A. Le Duigou, A. Kervoelen, J. Tirilló, F. Sarasini and S. Drapier, *Composites, Part B*, 2019, **163**, 86–95, DOI: 10.1016/j.compositesb.2018.10.103.
- 130 K. Dash, S. Sukumaran and B. C. Ray, *Journal of Advanced Research in Manufacturing, Material Science & Metallurgical Engineering*, 2014, **1**, 1–28.
- 131 H. Liu, W. Ding, S. Lei, X. Tian and F. Zhou, *Nanomaterials*, 2019, **9**, 149, DOI: 10.3390/nano9020149.
- 132 C. A. Ramírez-Herrera, H. Gonzalez, F. D. Torre, L. Benitez, J. G. Cabañas-Moreno and K. Lozano, *Nanomaterials*, 2019, **9**, 238, DOI: 10.3390/nano9020238.
- 133 M. A. Nasir, H. Akram, Z. M. Khan, M. Shah, S. Anas, Z. Asfar and S. Nauman, *J. Intell. Mater. Syst. Struct.*, 2015, **26**, 2362–2368, DOI: 10.1177/1045389x14554138.
- 134 P. Sasikumar, A. Venketeswaran, R. Suresh and S. Gupta, *Compos. Struct.*, 2015, **125**, 212–227, DOI: 10.1016/j.compstruct.2015.02.010.
- 135 E. Reccia, M. L. De Bellis, P. Trovalusci and R. Masiani, *Composites, Part B*, 2018, **136**, 39–45, DOI: 10.1016/j.compositesb.2017.10.017.
- 136 J. Wang, L. Wen, J. Xiao, T. Liang, X. Hu and P. Li, *Composites, Part B*, 2019, **161**, 502–513, DOI: 10.1016/j.compositesb.2018.12.137.
- 137 C. Yang, G. Wang, H. Wang, Y. Jiao, Y. Xia, H. Zhang, Y. Zhang and Z. Wu, *J. Intell. Mater. Syst. Struct.*, 2016, **27**, 2456–2476, DOI: 10.1177/1045389x16633762.
- 138 M. Malikan, R. Dimitri and F. Tornabene, *Appl. Sci.*, 2018, **8**, 1432, DOI: 10.3390/app8091432.
- 139 M. Arefi, M. H. Zamani and M. Kiani, *J. Intell. Mater. Syst. Struct.*, 2018, **29**, 774–786, DOI: 10.1177/1045389x17721039.
- 140 A. R. Ghasemi, M. Mohandes, R. Dimitri and F. Tornabene, *Composites, Part B*, 2019, **167**, 700–716, DOI: 10.1016/j.compositesb.2019.03.028.
- 141 M. Mohammadi, M. Bamdad, K. Alambeigi, R. Dimitri and F. Tornabene, *Compos. Struct.*, 2019, 111119, DOI: 10.1016/j.compstruct.2019.111119.