

# BMJ Open Impact of myalgic encephalomyelitis/chronic fatigue syndrome (ME/CFS) on the quality of life of people with ME/CFS and their partners and family members: an online cross-sectional survey

Jui Vyas <sup>1</sup>, Nina Muirhead,<sup>2</sup> Ravinder Singh,<sup>3</sup> Rachel Ephgrave,<sup>4</sup> Andrew Y Finlay <sup>3</sup>

**To cite:** Vyas J, Muirhead N, Singh R, *et al*. Impact of myalgic encephalomyelitis/chronic fatigue syndrome (ME/CFS) on the quality of life of people with ME/CFS and their partners and family members: an online cross-sectional survey. *BMJ Open* 2022;**12**:e058128. doi:10.1136/bmjopen-2021-058128

► Prepublication history for this paper is available online. To view these files, please visit the journal online (<http://dx.doi.org/10.1136/bmjopen-2021-058128>).

Received 07 October 2021  
Accepted 11 April 2022



© Author(s) (or their employer(s)) 2022. Re-use permitted under CC BY-NC. No commercial re-use. See rights and permissions. Published by BMJ.

<sup>1</sup>Centre for Medical Education, School of Medicine, Cardiff University, Cardiff, UK

<sup>2</sup>Dermatology, Buckinghamshire Healthcare NHS Trust, Amersham, UK

<sup>3</sup>Division of Infection and Immunity, School of Medicine, Cardiff University, Cardiff, UK

<sup>4</sup>Patient Research Partner, Gloucestershire, UK

## Correspondence to

Dr Jui Vyas; [vyasjj@cardiff.ac.uk](mailto:vyasjj@cardiff.ac.uk)

## ABSTRACT

**Objectives** The aim of this study was to assess the impact of myalgic encephalomyelitis/chronic fatigue syndrome (ME/CFS) on the quality of life (QoL) of people with ME/CFS and their relative or partner (family member).

**Design** A patient-partner, multinational, subject-initiated, cross-sectional online survey.

**Setting** International survey using ME/CFS charities, support groups and social media.

**Participants** Participants were self-selected with recruitment via social media. Inclusion criteria were aged 18 years or over and reported diagnosis of ME/CFS by health professional. 1418 people with ME/CFS and their 1418 family members from 30 countries participated in the survey. Participants with ME/CFS had a mean age of 45.8 years (range 18–81) and were predominantly women (1214 (85.6%) of 1418). Family members had a mean age of 51.9 years (range 18–87) and were predominantly men (women: 504 (35.5%) of 1418). 991 (70%) family members were partners of the people with ME/CFS.

**Interventions** EuroQoL-5 Dimension (EQ-5D-3L), completed by people with ME/CFS, and Family Reported Outcome Measure (FROM-16) questionnaire, completed by family members.

**Results** The mean overall health status on a Visual Analogue Scale for people with ME/CFS was 33.8 (0=worst, 100=best). People with ME/CFS were most affected by ability to perform usual activities, pain, mobility, self-care and least impacted by anxiety. For family members, the overall mean FROM-16 score was 17.9 (0=no impact, 32=worst impact), demonstrating a major impact on QoL. Impact on QoL was significantly correlated between the person with ME/CFS and their family member ( $p<0.0001$ ). Family members were most impacted emotionally by worry, frustration and sadness and personally by family activities, holidays, sex life and finances.

**Conclusions** To the best of our knowledge, this is the largest study on the impact of the QoL of persons with ME/CFS and their family members. While open participation surveys are limited by selection bias, this research has

## Strengths and limitations of this study

- International study with patient and public involvement in the study design.
- Use of validated quality of life questionnaires for persons with myalgic encephalomyelitis/chronic fatigue syndrome (ME/CFS) and their family members.
- Patients were only included in the data analysis if they reported a healthcare professional diagnosis of ME/CFS.
- However, recruitment was biased towards English-speaking participants
- Open participation can lead to sampling bias, limiting the generalisability of these findings.

revealed a significant worldwide burden of ME/CFS on the QoL of people with ME/CFS and their family members.

## INTRODUCTION

Myalgic encephalomyelitis/chronic fatigue syndrome (ME/CFS) is a chronic, complex, debilitating disease, with existing literature demonstrating a negative impact on health-related quality of life (QoL),<sup>1</sup> worse than for many other diseases.<sup>2</sup> There is growing international acknowledgement of the impact of ME/CFS on caregivers,<sup>3</sup> but there is only a small scale pilot study, using the Family Reported Outcome Measure (FROM-16) which showed that QoL of partners and other family members is greatly impaired, suggesting that ME/CFS impact goes far beyond the affected person.<sup>4</sup> There is therefore very little information about the partner/family impact, a gap in ME/CFS knowledge which this study aims to address.

ME/CFS is characterised by multisystem symptoms exacerbated by mild exertion,

pain, sleep disruption, orthostatic intolerance, cognitive dysfunction and severe and disabling fatigue not improved by rest.<sup>5</sup> ME/CFS occurs globally with a prevalence of up to 0.89%<sup>6</sup> though prevalence and impact are underestimated in many countries.<sup>7</sup> Often triggered by a virus, the COVID-19 pandemic may increase ME/CFS prevalence<sup>8</sup> and there needs to be improved international recognition of chronic post viral disease burden on QoL of sufferers and families.

This study's aim was to measure the impact of ME/CFS on the QoL of those affected and expand knowledge by conducting a large-scale international study on the impact on QoL of their partners or family members. In addition we aimed to determine correlation of QoL data between the persons with ME/CFS and their family members.

## METHODS

This was a multinational, subject-initiated, cross-sectional survey to assess the impact of ME/CFS on the lives of patients and their partner or family member using the EuroQoL-5 Dimension (EQ-5D-3L)<sup>9</sup> and FROM-16<sup>10</sup> questionnaires.

REDCap (Research Electronic Data Capture), a secure web platform<sup>11 12</sup> was used for the survey, which was distributed via ME/CFS organisations, websites and social media platforms.

## Patient and public involvement

The study was co-designed by patients and clinical researchers. Patients with ME/CFS and their family members were involved at all stages of the study design and actively contributed to identifying the research questions and designing the research. Two of the authors, involved have ME/CFS: one is a clinician and the other a patient representative. Patient partners were directly involved in developing the ethics application and disseminating the surveys via patient charities and online. Burden of intervention and time required to participate in the survey was also assessed.

## Questionnaires

### EQ-5D-3L

This is a generic instrument measuring an individual's health status.<sup>9 13</sup> It has five dimensions (questions) on mobility, usual activities, self-care, pain and discomfort and anxiety and depression. Three dimensions have three possible responses: no problems, some problems and inability. The responses for the other two dimensions are: no problems, moderate problems and extreme problems. Each response is coded from 1 to 3 and combined as a series of five digits describing the 'EQ-5D self-reported health state' or 'EQ-5D profile'.<sup>14</sup> The EQ-5D-3L has 234 possible health states. EQ-5D profiles can be converted to a single number, the 'EQ-5D value', '1' represents full health and '0' dead.<sup>15</sup> Values <0 indicate a health state worse than death. Overall health status is recorded on a

Visual Analogue Scale (VAS), from 0 (worst imaginable health) to 100 (best imaginable health).

### FROM-16

This questionnaire measures current QoL impact on a healthy person of having a partner or family member with a health condition.<sup>10</sup> It can be completed by anyone over the age of 18 years, concerning the impact of the health condition of a patient of any age. There are 16 questions covering the domains 'Emotional' (6 questions) and 'Personal and social life' (10 questions). Each question is scored from 0 to 2 (0=not at all, 1=a little, 2=a lot), with a score range of 0–32, '0' meaning no impact and '32' meaning greatest possible impact.

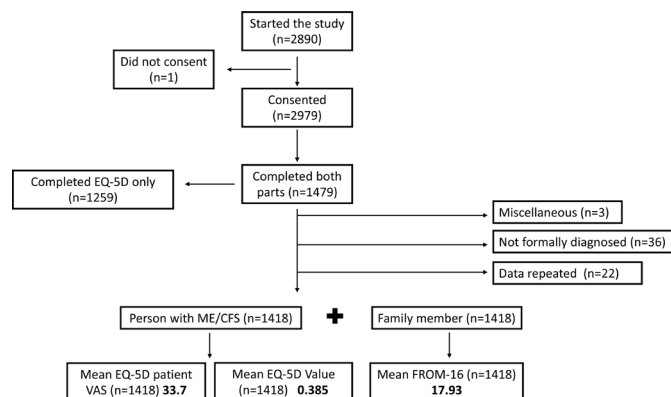
## Study design

Multiple survey versions were piloted in November 2020, enabling refining wording for clarity, ensuring ease of use and to identify and resolve technical issues. Feedback confirmed that the questionnaires were easy to answer and most persons with ME/CFS completed the EQ-5D questionnaire within 5 min. The preferred order of questionnaires was identified, with the questionnaire for the person with ME/CFS presented first followed by the family member/partner questionnaire, with the option to return later. Following participant comments, a few minor changes were made, for instance to obviate any confusion resulting from having more than one family member with ME/CFS.

The participant eligibility criteria were being a person with ME/CFS aged 18 or over. Participating family members also had to be aged 18 years or over. Data were only analysed if the person with ME/CFS confirmed diagnosis with a healthcare professional (HCP).

Informed consent was obtained via a tick box question for the participant with ME/CFS. Participants completed basic demographic questions including if they had a diagnosis of ME/CFS from a HCP. To ascertain how many met ME/CFS criteria, participants were asked to select their symptoms from a tick box list adapted from the systemic exertion intolerance disease (SEID) US Institute of Medicine criteria for ME/CFS,<sup>16</sup> a clinical diagnostic tool comprising five ME/CFS symptoms. The criteria include technical language, hence a plain English version was devised specifically for this study. ME/CFS is diagnosed if all the first three symptoms and at least one of the last two are present.

Participants answered the EQ-5D-3L and then chose either their partner or another family member to complete the survey second part. The family member/partner could participate in the study immediately, or was invited via email link by the person with ME/CFS. Similar to the person with ME/CFS, a link to the participant information was provided and consent was given via a tick box question. Family members/partners then completed basic demographic data questions and the FROM-16. The recruitment time window was the only limit to the number of participants.



**Figure 1** Participant numbers. Flow diagram demonstrating the basis for participant inclusion/exclusion from the analysis of the study. Following this protocol, 1418 patients with ME/CFS and their corresponding family members were identified for analysis. EQ-5D, EuroQoL 5 dimensions; FROM-16, Family Reported Outcome Measure; ME/CFS, myalgic encephalomyelitis/chronic fatigue syndrome; VAS, Visual Analogue Scale.

### Statistical analysis

Only data from participants with ME/CFS who reported a formal diagnosis by a HCP and their family members were included in the final analysis. Duplicate entries were identified by email address and matching demographics: only the second was analysed. Microsoft Excel, SPSS and GraphPad Prism V.9 were used for data handling and statistical analysis, involving descriptive statistics and non-parametric statistical tests including Spearman rank correlation coefficient.

### RESULTS

The survey was carried out from 1 December 2020 to 31 March 2021. It was started 2980 times. One participant withdrew consent; therefore, 2979 records were generated. The first part of the survey was completed by 2668 participants, including the EQ-5D-3L. The second part of the survey was completed by 1479 family members/partners. Only the 1479 records that were fully completed by both patient and family members/partners were analysed further. Twenty-five records were excluded either because they were duplicates (n=22) or for other reasons (n=3). From the remaining 1454 records a further 36 were excluded for not having a formal diagnosis of ME/CFS from a HCP. The final analysis included 1418 survey responses representing 2836 participants (persons with ME/CFS and their family member/partner) (figure 1).

### Demographic profile of participants

Table 1 shows the participant demographics. Persons with ME/CFS and their family members worldwide participated in the study however most responses came from the UK (58.8%) and other English-speaking countries, including the USA (11.2%), Canada (5%) and Australia (5.8%) (table 2). The average time since diagnosis of

**Table 1** Participant demographic characteristics

	Person with ME/CFS	Family member
Number	1418	1418
Time since diagnosis	13.9 years	n/a
Mean age	45.8 (18–81)	51.9 (18–87)
Female	1214 (85.6%)	504 (35.5%)
Male	196 (13.8%)	902 (63.6%)
Other	8 (<1%)	12 (<1%)
Separate household		149 (10.5%)
Lives alone	158 (11.1%)	
Relationship of person with ME/CFS to family member		
Partner/spouse		991 (69.9%)
Parent		76 (5.4%)
Sibling		288 (20.3%)
Child		28 (1.9%)
Other		35 (2.5%)
>1 family member has ME/CFS		160 (11%)
Family member has ME/CFS		49 (3%)

ME/CFS, myalgic encephalomyelitis/chronic fatigue syndrome .

ME/CFS was 13.9 years, (median 11) with 15 patients diagnosed for 1 year and 8 patients for >50 years.

Reflecting the female preponderance for ME/CFS, far more women responded (85.6%) than men, eight did not answer this question. Only 11.1% (n=158) of participants with ME/CFS lived alone. Those that lived with others mainly shared with a life partner or family member, with only 14 people stating they lived with people outside that description. Most family members who participated lived with the person with ME/CFS, with only 149 living in a separate household and one unknown.

One hundred and sixty family members reported having more than one family member with ME/CFS and 49 family members were themselves ME/CFS sufferers. Two persons failed to answer this question.

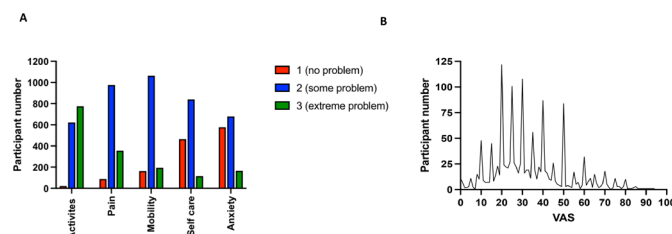
All persons with ME/CFS completed five questions based on SEID criteria (table 3). Most respondents, already diagnosed by a HCP, also met these diagnostic criteria. However, 93 respondents lacked the symptoms for the SEID ME/CFS diagnosis criteria but stated they had a medical diagnosis, and therefore were included in the analysis. Eighty participants did not have one or more of the three required symptoms for diagnosis, including less able to do normal things (n=14), symptoms worse after physical, mental or emotional activity (n=12), sleep unrefreshing or disturbed (n=54). Twelve participants stated they did not have two of the three criteria, with one stating they experienced none of the five criteria. Of the 36 (2.5%) people without an ME/CFS medical diagnosis not included in the data analysis, most reported ME/C

**Table 2** Countries of residence (participants with myalgic encephalomyelitis/chronic fatigue syndrome)

Patient country	Number
UK	834
USA	159
Australia	82
Canada	71
Norway	40
Germany	34
Netherlands	32
Sweden	31
Ireland	24
New Zealand	24
Belgium	14
Italy	10
Spain	10
Japan	9
Denmark	8
France	6
South Africa	6
Finland	5
Switzerland	5
Austria	3
Portugal	2
China	1
Croatia	1
Czech Republic	1
Ghana	1
Iceland	1
Poland	1
Senegal	1
Trinidad and Tobago	1
Uruguay	1

**Table 3** Participants with myalgic encephalomyelitis/chronic fatigue syndrome and the systemic exertion intolerance disease criteria

Symptom	Yes	No
Less able to do normal things	1404 (99%)	14 (1%)
Worse after physical, mental or emotional activity	1406 (99%)	12 (1%)
Sleep unrefreshing/disturbed	1364 (96.2%)	54 (3.8%)
Brain fog	1382 (97.5%)	36 (2.5%)
Worse symptoms/dizziness when upright	1103 (77.8%)	315 (22.2%)



**Figure 2** EQ-5D health profile. The EQ-5D health states of the person with ME/CFS. (A) Patients were asked about the following five dimensions, each representing a different aspect of health; usual activities, pain/discomfort, mobility, self-care and anxiety/depression. Each dimension has three levels (1=no problem, 2=some problem, 3=extreme problem), with the patient indicating their health state by identifying the level representative of their individual condition. (B) A graph showing the range of patient answers as they were asked to rate their health on a Visual Analogue Scale (VAS), with 0 representing worst imaginable health state and 100 best imaginable health state. The average VAS score of patients with ME/CFS was 33.7. EQ-5D, EuroQoL 5 dimensions; ME/CFS, myalgic encephalomyelitis/chronic fatigue syndrome.

CFS diagnosis criteria symptoms. Another chronic health condition was reported by 604 (42.6%) of the participants with ME/CFS.

#### EQ-5D health profile of persons with ME/CFS

Figure 2 gives the EQ-5D results. Strikingly 98.5% (n=1397) of participants had problems performing their usual activities. Over half (n=775) were unable to perform their usual activities at all. Pain was the next most affected dimension with 93.9% (n=1331) experiencing some (n=976) and extreme (n=355) pain and discomfort. Mobility was affected in 88.6% (n=1256), with participants experiencing some problems (n=1063) with walking or confined to bed (n=193). In terms of self-care, 67.3% (n=954) had some problems or were unable to wash or dress themselves. Anxiety and depression was the least affected dimension, as 40.6% (n=576) participants reported they were not anxious or depressed at all, while 59.4% were either moderately (n=678) or extremely (n=164) anxious or depressed. The average EQ-5D VAS score of patients with ME/CFS was 33.7, (SD 17.5, median 47.5, range 0–94) (figure 2B).

Of the possible 234 EQ-5D-3L profiles, participants with ME/CFS expressed 94 unique profiles. Only three participants had a profile 1111, indicating no problems in any dimension. Similarly, 12 participants had a profile 33333 indicating extreme problems in all dimensions. Ten profiles accounted for 56.5% of EQ-5D-3L profiles (table 4). The profile 22321 was the most frequent (n=128) indicating some problems with mobility and self-care, inability to perform usual activities, moderate pain/discomfort and no anxiety/depression. The profiles 22222 and 22322 were found in equal measure (n=117) the only difference is that 22222 means moderate problems in all dimensions whereas 22322 indicates moderate problems in all dimensions and inability to perform usual activities.

**Table 4** The 10 most frequent EQ-5D health states of participants with myalgic encephalomyelitis/chronic fatigue syndrome, sorted according to EQ-5D value severity

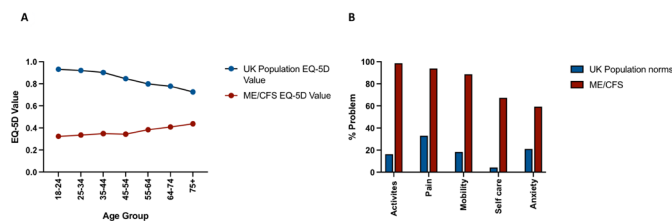
	EQ-5D state	EQ-5D value	Frequency	% frequency
Least severe	21 221	0.659	72	5.07
	21 222	0.596	86	6.06
	22 221	0.566	70	4.93
	22 222	0.503	117	8.25
	21 321	0.394	55	3.87
	21 322	0.331	42	2.96
	22 321	0.301	128	9.02
	22 322	0.238	117	8.25
	22 331	0.214	43	3.03
Most severe	22 332	0.151	77	5.43

EQ-5D, EuroQoL 5 Dimensions.

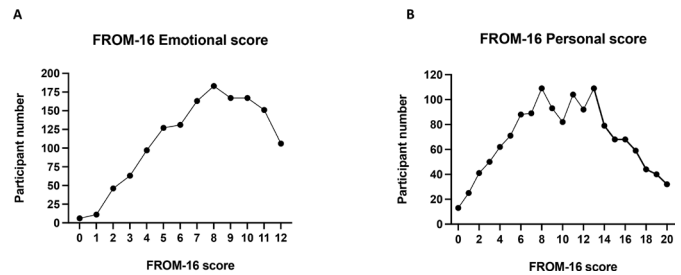
The EQ-5D-3L profile can be converted into a single summary number or EQ-5D value allowing for comparison with the general population. Our results demonstrate strikingly lower EQ-5D values in each age group for persons with ME/CFS compared with the general UK population.<sup>17</sup> Similarly, persons with ME/CFS reported much higher percentages of ‘problems’ in each of the EQ-5D dimensions compared with the UK population norm (figure 3).

**QoL of family members/partners of participants with ME/CFS**

The FROM-16 examined the effects of a person’s ME/CFS on their family member’s emotions and personal/social life. Family members, on average, scored 7.62 (SD=2.81, median=8, max=12,) in the emotional domain and 10.31 (SD=4.9, median=10, max=20) in the personal and social life domain (figure 4). The average overall FROM-16 score (figure 5) was 17.93 out of a total of 32 (SD=6.95, median=18) demonstrating a major impact of ME/CFS on family members.



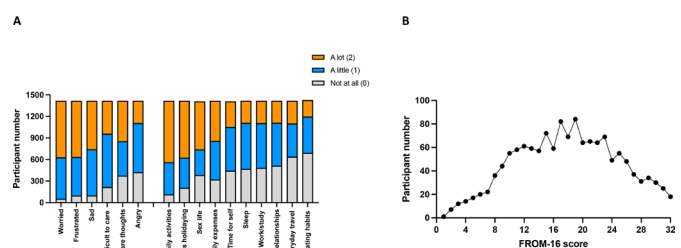
**Figure 3** EQ-5D value of ME/CFS versus population norm. The EQ-5D results of patients with ME/CFS compared with the UK population norm. (A) The average EQ-5D value of varying age groups for participants with ME/CFS of our study, compared with the UK population. (B) The percentage of participants with ME/CFS who reported a problem (level 2 or 3) for each of the EQ-5D dimensions as compared with the UK population norm. EQ-5D, EuroQoL 5 dimensions; ME/CFS, myalgic encephalomyelitis/chronic fatigue syndrome.



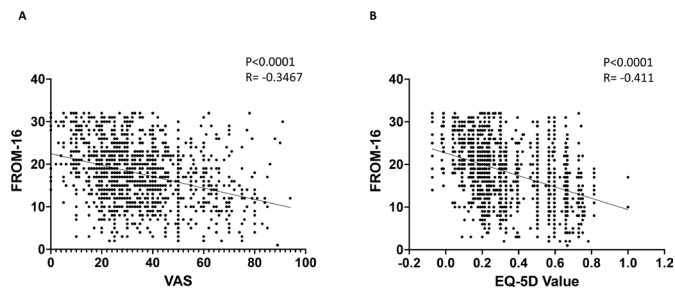
**Figure 4** Emotional and personal and social domain FROM-16 score. FROM-16 score range for the family members of participants with myalgic encephalomyelitis/chronic fatigue syndrome in (A) the emotional domain (max score 12) and (B) the personal/social domain (max score 20), with higher scores indicating greater impact on the family members quality of life. FROM-16, Family Reported Outcome Measure.

ME/CFS had a significant impact on family member’s emotions. Of the 1418 respondents, 96.1% (n=1362) felt worried due to their family member’s ME/CFS, making it the most affected emotion. Frustration and sadness with their family member’s ME/CFS were also highly prevalent with 93% (n=1319) experiencing frustration and 92.9% (n=1317) experiencing sadness. Caring for their family members was found difficult by 84.7% (n=1201), 73.4% (n=1041) found it difficult to talk to someone about their thoughts and 70% (n=994) of respondents were a little or a lot angry because of their family member’s ME/CFS.

In the personal and social domain, the greatest impact was in the area of family activities with 91.8% (n=1302) respondents reporting family activities affected. Similarly, 85.3% (n=1210) experienced problems with holidays. 72.9% (n=1034) stated their sex life was affected and 77.3% (n=1096) felt their finances were impacted in that their family expenses increased. Finding time for themselves was found hard by 68.6% (n=973) of respondents.



**Figure 5** Overall FROM-16 score. Total FROM-16 scores for the family members of participants with ME/CFS. (A) Family members were asked about different aspects of their lives. Each question had three responses (0=not at all, 1=a little, 2=a lot). Responses have been sorted from the most impact on family member lives to the least, in both the emotional and personal domains. (B) The FROM-16 score range of family members, with 0 representing no impact on family member quality of life and 32 the greatest impact of patients ME/CFS on family members quality of life. The average score in this study was 17.93 out of a possible 32. FROM-16, Family Reported Outcome Measure; ME/CFS, myalgic encephalomyelitis/chronic fatigue syndrome.



**Figure 6** Correlation of FROM-16 scores with VAS and EQ-5D values. Correlation of total FROM-16 scores with (A) VAS health state of patients and (B) the EQ-5D values of patients. (A) Scatter plot illustrating the relationship between total FROM-16 scores and patient EQ-5D VAS. (B) Scatter plot illustrating the relationship between total FROM-16 scores with the EQ-5D values of patients. The solid lines represent the linear fit of data. Figures shows the p value and R value as analysed by Spearman's rank correlation test. EQ-5D, EuroQoL 5 dimensions; FROM-16, Family Reported Outcome Measure; ME/CFS, myalgic encephalomyelitis/chronic fatigue syndrome; VAS, Visual Analogue Scale.

Sleep, work or study and family relationships were almost equally affected with 66.9% (n=948) reporting a negative impact on their sleep, 65.7% (n=932) a negative impact on their work or study and 63.8% (n=904) found their family relationships with other family members were affected due to their family member's ME/CFS. Everyday travel and eating habits of family members were the least affected of all the areas, with 54.8% (n=777) indicating a problem with everyday travel and 51.8% (n=735) reporting an effect on their eating habits.

In order to determine the relationship between the person with ME/CFS and their family members QoL, we used Spearman's rank correlation as the data were not normally distributed. We found a significant negative correlation between the total FROM-16 score of family members and the patients VAS score ( $p < 0.0001$ ,  $R = -0.3467$ ) (figure 6). Furthermore, a similar moderate but significant negative correlation was calculated using the total FROM-16 score and the EQ-5D value of patients ( $p < 0.0001$ ,  $R = -0.411$ ), (figure 6), supporting the fact that family member QoL is significantly impacted by a family member's ME/CFS.

The inherent biases in the method of recruitment to this study make it difficult to draw any meaningful comparison between FROM-16 scores from different countries or regions of the world. However, when examined, the mean FROM-16 score from UK was 17.79 (SD=6.99, median=18, n=834), Europe 18 (SD=6.99, median=18, n=228), North America 18.38 (SD=6.92, median=18.5, n=230) and Rest of World 17.96 (SD=6.68, median=18, n=126). The mean EQ-5D value from the different regions were also similar with the UK mean of 0.359 (SD=0.218, median=0.301), Europe mean 0.351 (SD=0.205, median=0.267), North America mean 0.341 (SD=0.201, median=0.264) and Rest of World mean EQ-5D value 0.389 (SD=0.217, median=0.264).

## DISCUSSION

To the best of our knowledge this is the largest study on the impact on the QoL of persons with ME/CFS and their family members. Our study confirmed that ME/CFS has a considerable negative impact on QoL. The most common EQ-5D-3L profiles demonstrated that people with ME/CFS experience problems across all domains with similar severity: the problems are not confined or localised to one aspect. None of the 10 most frequent profiles in our survey reported a level 3 'a lot' for anxiety. The average EQ VAS score in our study was 33.8 (SD=17.5, median=47.5). The higher the EQ VAS, the better the QoL. The mean EQ VAS for the representative UK population is 82.75. Our data demonstrate that the QoL of family members of persons with ME/CFS is more impaired than in other conditions.<sup>18 19</sup> In our study, in the emotional domain of FROM-16, worry was the most frequently impacted item (96.1%, n=1362), frustration was experienced by 93% (n=1319) and sadness by 92.9% (n=1317).

The study strengths include the patient co-design, with patient involvement at the heart of the research team, wide international dissemination of the survey and the very large numbers of participants. There has been controversy over diagnostic criteria for ME/CFS. Participants with ME/CFS were only included in the data analysis if they reported a HCP diagnosis of ME/CFS. Of these participants, 93.4% also fulfilled the SEID criteria for ME/CFS diagnosis. The four required symptoms of the 2021 ME/CFS National Institute for Health and Care Excellence (NICE) guideline criteria<sup>20</sup> are similar to the three required symptoms, of the SEID diagnostic criteria. This diagnostic confirmation is a major study strength; however, a limitation of the study was that it was not possible to independently verify that a HCP diagnosis of ME/CFS had been made. Other limitations include open participation recruitment bias towards English speaking self-selected people active on social media. This may not be representative of the overall ME/CFS population. Those more severely affected may not have responded because of ME/CFS's debilitating physical effects. Conversely, they may have been more motivated to take part. Online delivery precluded checking whether assistance was given completing forms or whether the family member or patient allowed others to see their responses. Lack of anonymity within the family may have influenced some responses. Data on ethnic background was not collected.

In contrast to the high level of QoL impact revealed in our study, the EQ-5D-3L profiles from a survey in England<sup>17 21</sup> reported that 56.2% of the general public have an EQ-5D profile of 11 111, indicating no problems in any dimension. An EQ-5D profile can be converted into an EQ-5D value, with a value of 1 indicating the best possible health. The mean EQ-5D value for persons with ME/CFS in our study was 0.36 (SD=0.21). In comparison, the mean EQ-5D value for the UK representative sample is 0.86 (SD=0.23).<sup>22</sup> Myers and Wilks<sup>23</sup> in their ME/CFS study reported a mean EQ-5D value of 0.56 (SD=0.35),

representing a QoL impact between the UK representative sample and our participants with ME/CFS. Hvidberg *et al*<sup>2</sup> reported an EQ-5D mean value of 0.47 in Danish patients with ME/CFS, much lower than the representative Danish population mean of 0.85. Their study demonstrated that the EQ-5D value for ME/CFS was the lowest of 20 chronic conditions. Nacul *et al*,<sup>24</sup> using the 36-Item Short Form Survey (SF-36) in a UK population also demonstrated that the QoL of people with ME/CFS was lower than 10 other chronic conditions. Our findings of greatly impaired QoL are consistent with these studies.

The EQ VAS score in our study was in contrast with a higher VAS score of 54.3 (SD=23.3) in the Myers study.<sup>23</sup> Brenna *et al*<sup>25</sup> conducted a survey of persons with ME/CFS in Italy, Latvia and the UK. Latvian respondents (n=74) reported the least impaired QoL (VAS mean=57.3, SD=16.3), Italian respondents (n=84) had a mean VAS score of 34.6 (SD=20.8) and the UK respondents (n=440) had a mean score of 31.5 (SD=19.8). A Swedish study by Jonsjö *et al*<sup>26</sup> involving 106 patients with ME/CFS reported a mean EQ-5D value of 0.3 (SD=0.33) and a mean VAS score of 29.8 (SD=15.7).

Most previous studies on the impact on family members of persons with ME/CFS have focused on children with ME/CFS<sup>27-29</sup> making comparisons difficult, however in a pilot study, Brittain *et al*<sup>1</sup> compared the impact of ME/CFS on UK patients and on family members, using WHOQoL-BRef and FROM-16. That study demonstrated that poor QoL of the person with ME/CFS is associated with a high impact on the QoL of family members. There was no significant difference (p=0.07) between the mean family impact for the Brittain study (mean FROM-16 score=19.9, n=42) compared with our current international study (mean score=17.9, n=1418). Chantarasap *et al*<sup>18</sup> assessed the impact on the QoL of family members of 248 patients diagnosed with various different cancers including haematological malignancies. The mean FROM-16 score was 11.75 (significantly lower than in our study p<0.0001) with the mean scores in the emotional domain=4.1, and personal and social life domain=7.1. The mean FROM-16 scores in our study indicate that family members of patients with ME/CFS have a much lower QoL. In a recent cross-sectional international study<sup>19</sup> measuring the impact of COVID-19 on survivors and their partners or family members, the mean FROM-16 score at 15 (n=735) was also high, but significantly less impacted than in our study (p<0.0001). The mean symptom duration for post COVID-19 symptoms was 12.8 weeks, but it is clear that a subset of long COVID-19 patients matching ME/CFS diagnostic criteria is now emerging and a repeat study of those who remain symptomatic after a year would be interesting.

The median EQ-5D values and FROM-16 scores from the UK, Europe, North America and the Rest of the World are very similar, emphasising the uniform impact experienced by family members across the world. However, it is not possible to be certain of the generalisability of the data due to the recruitment selection bias.

ME/CFS needs to be acknowledged as a serious disease, causing significant impact on health and QoL, not only of the individual but also of their family. Education for healthcare practitioners must be updated to reflect this. It would be possible to screen for these impacts using EQ-5D or FROM-16 in routine clinics. The medical encounter can be vastly improved by acknowledging the impact on family members and providing practical advice and support to both people with ME/CFS and their family members.

### Unanswered questions and future research

Not all people with ME/CFS have a family member or partner to complete the FROM-16. Several individuals wrote to the research team explaining their isolation, difficulty maintaining family relationships and/or lack of empathy of family members. Further research is needed to understand the wider impact of ME/CFS on families and on individuals.

FROM-16 score meaning descriptors have not yet been developed, therefore a logical arbitrary assumption has been made of the scale of severity as expressed by the FROM-16 scores. Our large data set may allow further work towards categorising family impact scores and increasing the international validity of FROM-16. A study of this scale provides direction for future qualitative and focus group research to identify why certain aspects of family QoL are impacted more than others and to identify and develop supportive interventions to make the greatest impact. FROM-16 could be used as an outcome measure to assess such novel interventions.

### CONCLUSIONS

Despite the limitations of selection bias in open participation surveys, this research has revealed the significant worldwide burden of ME/CFS on the QoL of people with ME/CFS and on their family members' QoL. Recognising this impact has the potential to lead to improvements in the standard of care and compassion we offer to our patients with ME/CFS and families.

**Acknowledgements** We wish to thank the patients and family members/partners who contributed to this study. We would like to thank Action for M.E. and The M.E. Association who publicised the study in their patient magazines as well as online. We wish to thank patient support organisations approached, many of whom publicised the study, including Forward ME, ME Research UK, ReMEber, Tymes Trust, BRAME, WAMES, MESIG, MEAction, IcanCME, SolveME, DecodeME, Edmesh, CureME. Deutsche Gesellschaft für ME/CFS Associazione Italiana, Emerge Australia, EUROMENE, European ME Alliance, ME Foreningen, Association Française du Syndrome de Fatigue Chronique, ME félag Íslands, RME, Irish ME Trust, Hope 4 ME & Fibro NI, Norges ME Forening, International Alliance for M.E., Solve CFS/ME, MECFS Foundation South Africa, ACAF, ME/CFS Friendship group in Gloucestershire, Irish ME/CFS Association, Leeds ME network, Lost Voices Stiftung, ME Trust, ME CFS phone support group. ME/cvs Vereniging, ME/ CVS-Stichting Nederland, National CFIDS Foundation, New Jersey ME/CFS. Association, Oxfordshire Myalgic Encephalomyelitis Group for Action, Pandora. ReMEberCFS, Steungroep ME en Arbeidsongeschiktheid, Sussex & Kent ME/CFS Society. The Grace Charity for M.E., Wisconsin Myalgic Encephalomyelitis/Chronic Fatigue Syndrome Association, Fibroamérica, MECFS South Australia, ME CFS and Lyme Association of WA, Far North Coast MECFS Association, ME/CFS/FM Support Association QLD, ACT ME/Chronic Fatigue Syndrome, ME/CFS Australia, Japan ME Association. Društvo za

fibromialgijo, ACSFCFEM, ME/CFS Schweis, The Rocky Mountain CFS/ME & FM Association. We wish to acknowledge MEpedia which was used as a resource to identify national and international ME/CFS organisations.

**Contributors** JV: conception of study, study design, data analysis, writing, reviewing and final approval of manuscript. NM: study design, data analysis, writing, reviewing and final approval of manuscript. RS: data analysis, writing, reviewing and final approval of manuscript. RE: study design, writing, reviewing and final approval of manuscript. AYF: study design, writing, reviewing and final approval of manuscript. The corresponding author JV acts as guarantor and attests that all listed authors meet authorship criteria and that no others meeting the criteria have been omitted.

**Funding** The authors have not declared a specific grant for this research from any funding agency in the public, commercial or not-for-profit sectors.

**Competing interests** AYF is joint copyright owner of FROM-16, a family member is deputy chair of the NICE ME/CFS guideline committee. JV has been on an Advisory board for Amgen and received honorarium from L'Oreal and support for conference attendance from UCB pharma. NM is Chair of the CMRC education working group for ME/CFS Research Collaborative, member of Forward ME, director of Doctors with ME, witness for NICE education, member of ME education working groups ICANCME (Canada) and the Centre for Solutions (USA), a workshop participant in the James Lind Alliance ME/CFS Priority Setting Partnership and a supporter of Action for ME. NM has received consultancy fees from Learn about ME Project and Ono Pharmaceuticals as well as honorarium from GW4 ME/CFS Carers Project. RE is a member of the Patient Advisory Group to the CMRC, a member of the ME/CFS Friendship group in Gloucestershire, a workshop participant in the James Lind Alliance ME/CFS Priority Setting Partnership, a supporter of Action for ME and is both a patient with ME/CFS and a family member of a patient with ME/CFS.

**Patient and public involvement** Patients and/or the public were involved in the design, or conduct, or reporting, or dissemination plans of this research. Refer to the Methods section for further details.

**Patient consent for publication** Not applicable.

**Ethics approval** Ethical permission was granted by Cardiff University School of Medicine ethics committee (11 September 2020) (SMREC 20/86). Participants gave informed consent to participate in the study before taking part.

**Provenance and peer review** Not commissioned; externally peer reviewed.

**Data availability statement** Data are available upon reasonable request. The authors agree to share data on reasonable request.

**Open access** This is an open access article distributed in accordance with the Creative Commons Attribution Non Commercial (CC BY-NC 4.0) license, which permits others to distribute, remix, adapt, build upon this work non-commercially, and license their derivative works on different terms, provided the original work is properly cited, appropriate credit is given, any changes made indicated, and the use is non-commercial. See: <http://creativecommons.org/licenses/by-nc/4.0/>.

#### ORCID iDs

Jui Vyas <http://orcid.org/0000-0003-2839-2651>

Andrew Y Finlay <http://orcid.org/0000-0003-2143-1646>

#### REFERENCES

- Eaton-Fitch N, Johnston SC, Zalewski P, *et al.* Health-Related quality of life in patients with myalgic Encephalomyelitis/Chronic fatigue syndrome: an Australian cross-sectional study. *Qual Life Res* 2020;29:1521–31.
- Falk Hvidberg M, Brinth LS, Olesen AV, *et al.* The health-related quality of life for patients with myalgic encephalomyelitis / chronic fatigue syndrome (ME/CFS). *PLoS One* 2015;10:e0132421.
- Multidisciplinary Digital Publishing Institute. Experiences of living with severe chronic fatigue Syndrome/Myalgic encephalomyelitis. healthcare 2021.
- Brittain E, Muirhead N, Finlay AY, *et al.* Myalgic Encephalomyelitis/Chronic fatigue syndrome (ME/CFS): major impact on lives of both patients and family members. *Medicina* 2021;57:43.
- Toogood PL, Clauw DJ, Phadke S, *et al.* Myalgic Encephalomyelitis/Chronic fatigue syndrome (ME/CFS): where will the drugs come from? *Pharmacol Res* 2021;165:105465.
- Lim E-J, Ahn Y-C, Jang E-S, *et al.* Systematic review and meta-analysis of the prevalence of chronic fatigue syndrome/myalgic encephalomyelitis (CFS/ME). *J Transl Med* 2020;18:1–15.
- Njoku MGC, Jason LA, Torres-Harding SR. The prevalence of chronic fatigue syndrome in Nigeria. *J Health Psychol* 2007;12:461–74.
- Friedman KJ, Murovska M, Pheby DFH, *et al.* Our evolving understanding of ME/CFS. *Medicina* 2021;57:200.
- Rabin R, de Charro F. EQ-5D: a measure of health status from the EuroQol group. *Ann Med* 2001;33:337–43.
- Golics CJ, Basra MKA, Finlay AY, *et al.* The development and validation of the Family Reported Outcome Measure (FROM-16)© to assess the impact of disease on the partner or family member. *Qual Life Res* 2014;23:317–26.
- Harris PA, Taylor R, Minor BL, *et al.* The REDCap Consortium: building an international community of software platform partners. *J Biomed Inform* 2019;95:103208.
- Harris PA, Taylor R, Thielke R, *et al.* Research electronic data capture (REDCap)--a metadata-driven methodology and workflow process for providing translational research informatics support. *J Biomed Inform* 2009;42:377–81.
- EuroQol Group. EuroQol--a new facility for the measurement of health-related quality of life. *Health Policy* 1990;16:199–208.
- Devlin N, Parkin D, Janssen B. *Analysis of EQ-5D profiles. methods for analysing and reporting EQ-5D data.* Cham: Springer International Publishing, 2020: 23–49.
- Devlin N, Parkin D, Janssen B. *Analysis of EQ-5D values. methods for analysing and reporting EQ-5D data.* Cham: Springer International Publishing, 2020: 61–86.
- CDC. SEID us Institute of medicine criteria for ME/CFS, 2015. Available: <https://www.cdc.gov/me-cfs/healthcare-providers/diagnosis/iom-2015-diagnostic-criteria.html> [Accessed 07 Jun 2021].
- Szende A, Janssen B, Cabases J. *Self-Reported population health: an international perspective based on EQ-5D*, 2014.
- Chantarasap P, Johns NP, Pairojkul S, *et al.* Validation of the Thai version of the family reported outcome measure (FROM-16)© to assess the impact of disease on the partner or family members of patients with cancer. *Health Qual Life Outcomes* 2019;17:32.
- Shah R, Ali FM, Nixon SJ, *et al.* Measuring the impact of COVID-19 on the quality of life of the survivors, partners and family members: a cross-sectional international online survey. *BMJ Open* 2021;11:e047680.
- NICE. Myalgic encephalomyelitis (or encephalopathy)/chronic fatigue syndrome: diagnosis and management [Internet], 2021. Available: <https://www.nice.org.uk/guidance/ng206> [Accessed 10 Mar 2022].
- Feng Y, Devlin N, Herdman M. Assessing the health of the general population in England: how do the three- and five-level versions of EQ-5D compare? *Health Qual Life Outcomes* 2015;13:171–71.
- Kind P, Hardman G, Macran S. *UK population norms for EQ-5D*, York Centr for health economics. University of York, 1999.
- Myers C, Wilks D. Comparison of Euroqol EQ-5D and SF-36 in patients with chronic fatigue syndrome. *Qual Life Res* 1999;8:9–16.
- Nacul LC, Lacerda EM, Campion P, *et al.* The functional status and well being of people with myalgic Encephalomyelitis/Chronic fatigue syndrome and their carers. *BMC Public Health* 2011;11:402.
- Brenna E, Araja D, Pheby DFH. Comparative survey of people with ME/CFS in Italy, Latvia, and the UK: a report on behalf of the socioeconomics Working group of the European ME/CFS research network (EUROMENE). *Medicina* 2021;57:300.
- Jonsjö MA, Wicksell RK, Holmström L, *et al.* Identifying symptom subgroups in patients with ME/CFS – relationships to functioning and quality of life. *Fatigue: Biomedicine, Health & Behavior* 2017;5:33–42.
- Velleman S, Collin SM, Beasant L, *et al.* Psychological wellbeing and quality-of-life among siblings of paediatric CFS/ME patients: a mixed-methods study. *Clin Child Psychol Psychiatry* 2016;21:618–33.
- Missen A, Hollingworth W, Eaton N, *et al.* The financial and psychological impacts on mothers of children with chronic fatigue syndrome (CFS/ME). *Child Care Health Dev* 2012;38:505–12.
- Rangel L, Garralda ME, Jeffs J, *et al.* Family health and characteristics in chronic fatigue syndrome, juvenile rheumatoid arthritis, and emotional disorders of childhood. *J Am Acad Child Adolesc Psychiatry* 2005;44:150–8.