



Since January 2020 Elsevier has created a COVID-19 resource centre with free information in English and Mandarin on the novel coronavirus COVID-19. The COVID-19 resource centre is hosted on Elsevier Connect, the company's public news and information website.

Elsevier hereby grants permission to make all its COVID-19-related research that is available on the COVID-19 resource centre - including this research content - immediately available in PubMed Central and other publicly funded repositories, such as the WHO COVID database with rights for unrestricted research re-use and analyses in any form or by any means with acknowledgement of the original source. These permissions are granted for free by Elsevier for as long as the COVID-19 resource centre remains active.



Ventilation strategies and design impacts on indoor airborne transmission: A review

Nima Izadyar^{a,*}, Wendy Miller^b

^a School of Built Environment, College of Engineering and Science, Victoria University, Melbourne, VIC, Australia

^b School of Architecture & Built Environment, Science and Engineering Faculty, Queensland University of Technology (QUT), Brisbane, QLD, 4001, Australia

ARTICLE INFO

Keywords:

Airborne transmission
 COVID-19
 Indoor air quality (IAQ)
 SARS-CoV-2
 Ventilation design features
 Ventilation strategies

ABSTRACT

The COVID-19 outbreak has brought the indoor airborne transmission issue to the forefront. Although ventilation systems provide clean air and dilute indoor contaminated air, there is strong evidence that airborne transmission is the main route for contamination spread. This review paper aims to critically investigate ventilation impacts on particle spread and identify efficient ventilation strategies in controlling aerosol distribution in clinical and non-clinical environments. This article also examines influential ventilation design features (i.e., exhaust location) affecting ventilation performance in preventing aerosols spread. This paper shortlisted published documents for a review based on identification (keywords), pre-processing, screening, and eligibility of these articles. The literature review emphasizes the importance of ventilation systems' design and demonstrates all strategies (i.e., mechanical ventilation) could efficiently remove particles if appropriately designed. The study highlights the need for occupant-based ventilation systems, such as personalized ventilation instead of central systems, to reduce cross-infections. The literature underlines critical impacts of design features like ventilation rates and the number and location of exhausts and suggests designing systems considering airborne transmission. This review underpins that a higher ventilation rate should not be regarded as a sole indicator for designing ventilation systems because it cannot guarantee reducing risks. Using filtration and decontamination devices based on building functionalities and particle sizes can also increase ventilation performance. This paper suggests future research on optimizing ventilation systems, particularly in high infection risk spaces such as multi-storey hotel quarantine facilities. This review contributes to adjusting ventilation facilities to control indoor aerosol transmission.

1. Introduction

Considering all world issues, it is not far from the truth that the COVID-19 outbreak would be called one of the world's biggest issues in the 21st century. When the World Health Organization (WHO) declared COVID-19 as a Public Health Emergency of International Concern (PHEIC) on January 30th, 2020 [1,2], few people probably could have imagined the SARS-CoV-2 would infect around 290 million and kill more than five million people by Dec 31st, 2021 [3]. The infection statistics indicate that the outbreak has quickly spread worldwide, which caused governments to consider containment strategies, such as national and regional lockdowns, to respond to this pandemic, unprecedented since the flu pandemic in 1918 [4]. These strategies attempted to restrict virus spread by stopping the movement of people and/or isolating potentially infected people to specific indoor spaces. Various

studies from medicine and other relevant fields have also investigated how to stop further or reduce COVID-19's negative impacts, for example, by controlling infections in indoor spaces.

Viruses are typically transmitted in four different modes: physical contact (i.e., handshake), fomite (i.e., cloths and furniture), droplets (5–10 μ), and aerosols (less than 5 μ) [5,6]. Aerosol transmission is highlighted as the most important route for virus-laden respiratory particle transmission [7]. One effective way to control aerosol transmission and reduce indoor infection probability is to supply clean air and dilute contaminated air using ventilation systems [8,9]. On the one hand, the literature underlines well-designed ventilation as an appropriate way to control spreading viruses [10–14] and improve Indoor Air Quality (IAQ) by removing particles [15], including pathogens and aerosols [16–19]. On the other hand, air recirculation by ventilation is the main route for aerosol transmission, increasing infection risks [7,

* Corresponding author.

E-mail address: Nima.Izadyar@vu.edu.au (N. Izadyar).

<https://doi.org/10.1016/j.buildenv.2022.109158>

Received 19 January 2022; Received in revised form 26 April 2022; Accepted 29 April 2022

Available online 6 May 2022

0360-1323/© 2022 Elsevier Ltd. All rights reserved.

20]. Ventilation also affects indoor airborne transmission indirectly by changing indoor temperature and humidity [21–24]. The WHO has repeatedly underlined ventilation as a critical element in enhancing IAQ and indoor well-being due to the strong evidence of ventilation impacts [25–28].

Despite the strong evidence of ventilation influences on airborne transmission, aerosols movement was almost neglected in designing ventilation systems, which caused scientists to call for a shift in the ventilation paradigm [29,30]. There is a need to select proper ventilation strategies for this ventilation paradigm shift and investigate how to design ventilation systems to distribute clean air instead of facilitating aerosol spread in indoor environments [31]. The literature shows that some studies investigated ventilation impacts on viruses and contaminations spread, mainly addressing the effects of different ventilation strategies [32–35] and their design features [36–38]. The present review paper critically reviews the relevant articles published in the 21st century after major epidemics, including Severe Acute Respiratory Syndrome (SARS), H1N1 influenza epidemic, the Middle East Respiratory Syndrome Coronavirus (MERS-CoV), and COVID-19, to investigate literature findings of effective ventilation strategies and critical design features that majorly affect airborne transmission in indoor environments. The current review concludes with literature findings, innovative and practical ventilation strategies, design, and knowledge gaps. Section 2 describes the literature search strategy and databases. Section 3 reviews the literature based on the impacts of ventilation strategies in various indoor environments under two categories: clinical and non-clinical spaces. Section 4 examines the utilized evaluation and prediction methodologies in previous research. Section 5 discusses the main findings and suggests possible future work based on the knowledge gaps. Finally, Section 6 draws conclusions based on the review outcomes.

2. Review methodology

Aligned with the study’s objectives, for the period from January 2001 to December 31st, 2021, 931 documents were found using Scopus: TITLE-ABS-KEY (“Ventilation” or “HVAC” AND “Airflow” AND “Airborne” or “COVID” or “Coronavirus” or “Virus” or “SARS-COV” or

“Pathogens” or “Particles” AND LIMIT-TO (SUBJAREA: “ENGI”, “ENVT”, and “ENER”). Fig. 1 indicates the detailed procedure employed for shortlisting the relevant publications.

In the current review paper, 131 documents (98 articles, 10 conference papers, and 23 review papers) were shortlisted as the review source utilizing the applied approach, shown in Fig. 1. Publications were excluded if the focus was on the ventilation type or design impacts on an indoor airborne spread. The details of shortlisted documents and the annual statistic of published papers in Clinical (C) and Non-Clinical (NC) areas are illustrated in Table 1 and Fig. 2.

Fig. 2 illustrates the distribution of all 931 published papers from 2001 (top) and 131 shortlisted documents (bottom), correlated against the four pandemics that occurred during that period.

Fig. 2 illustrates more studies have recently addressed ventilation impacts on airborne transmission, particularly since the COVID-19 outbreak. This figure also shows smaller peaks in the number of publications following the H1N1 and MERS-CoV pandemics. There was an increase in publications regarding ventilation influences on airborne transmission after 2004 when SARS ended (see Fig. 2, top). This figure indicates that ventilation is addressed as a key element after major epidemics, highlighting its importance. Fig. 3 also illustrates the concept of the current review paper.

3. Ventilation strategies impacts

In the literature, ventilation strategies are mainly divided into three categories: Mechanical Ventilation (MV), Natural Ventilation (NV), and Mixed-Mode Ventilation (MMV) [39–43]. Personalized Ventilation (PV) has also been introduced more recently as a new development in the Heating, Ventilation, and Air Conditioning (HVAC) field [44], which can significantly improve inhaled air quality. Fig. 4 shows the proportion of shortlisted articles that addressed each ventilation strategy (top) and the annual number of published articles on each type (bottom).

Fig. 4 (top) indicates that around half of the shortlisted documents before December 31st, 2021, focused on the impacts of MV on airborne transmission. Fig. 4 (bottom) reveals around 17.5% of the articles examined airborne transmission without mentioning the ventilation type (NA), or they used a Miscellaneous (Misc.) strategy named “Other”,

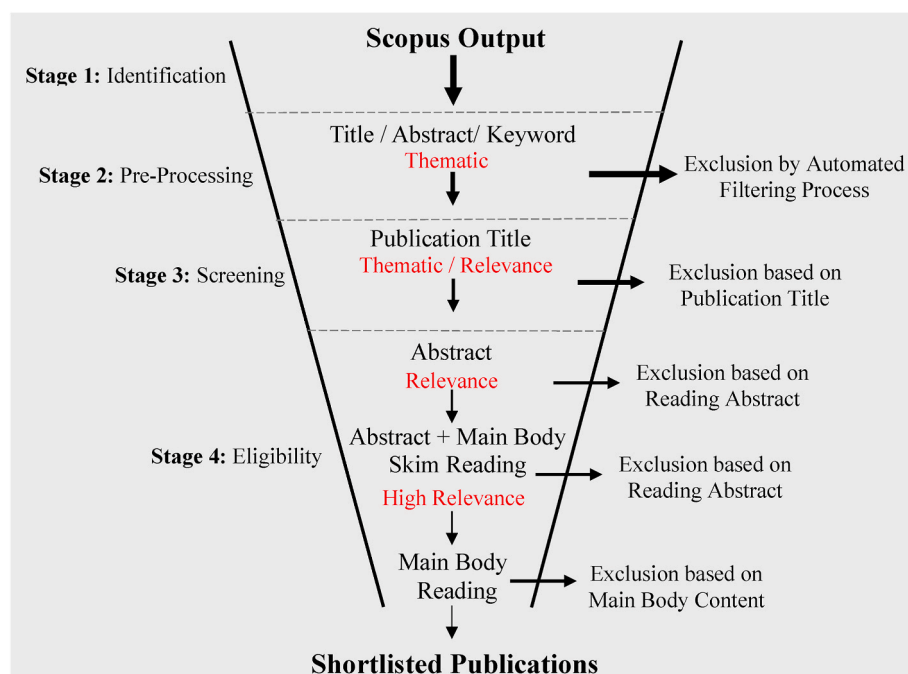


Fig. 1. The applied approach for shortlisting relevant articles.

Table 1
Shortlisted documents (reference numbers).

	MV		NV & MMV		PV		Other	
	C	NC	C	NC	C	NC	C	NC
Article	45, 46, 47, 50, 54, 55, 56, 57, 61, 62, 63, 65, 66, 67, 68, 69, 70, 72, 73, 74, 76, 77, 78, 79, 80, 113, 114, 115 & 116	12, 16, 18, 24, 37, 81, 82, 83, 84, 87, 88, 89, 90, 91, 92, 93, 95, 96, 98, 101, 103, 110, 112, 117 & 240	34, 141, 142, 143, 145, 148, 149, 152 & 157	20, 125, 136, 158, 159, 161, 169, 170, 171, 172, 174, 175, 177, 180, 181, 184, 185 & 187	194, 202, 203 & 209	191, 201, 197, 206, 212, 214, 216, 217, 218, 219, 221 & 222	229, & 230	225, 231 232, 233 & 237
Conference	53 & 71	43 & 86	N.A.	N.A.	N.A.	N.A.	N.A.	198
Commentary, Note & Review	58 & 60	8, 32, 107, 204 & 224	153	N.A.	N.A.	N.A.	19, 134, 140, & 207	11, 20, 29, 30, 35, 38, 160, 188, 192, 193 & 226
Total	33	32	10	18	4	11	6	17
Percentage	25.2%	24.4%	7.6%	13.7%	3.1%	8.4%	4.6%	13.0%

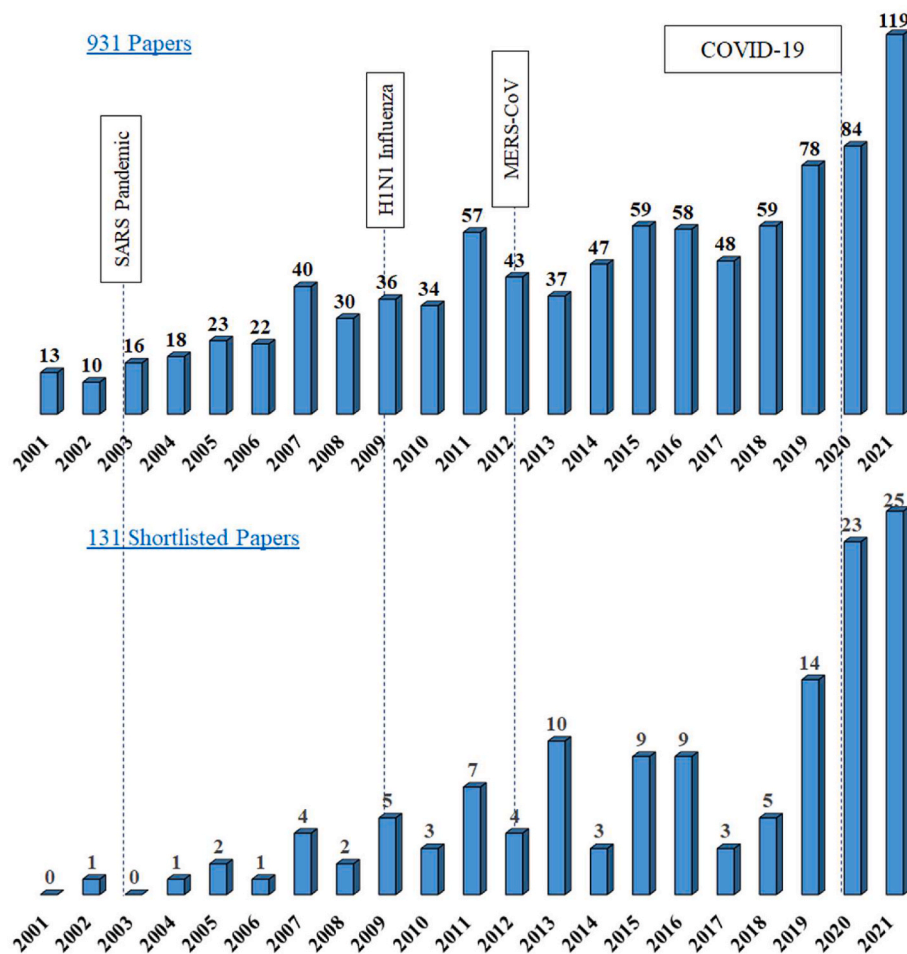


Fig. 2. Publications regarding ventilation impacts on airborne transmission before (top) and after shortlisting (bottom) (Scopus Database, December 31st, 2021).

which addressed the air distribution induced by a ventilation system. The following sections (3.1–3.3) will address the principal ventilation strategies of MV, NV and MMV (or hybrid ventilation), and PV discussed in the literature. Section 3.4 will also examine the articles that focus on ventilation impacts on airborne transmission. Since most published documents focus on clinical environments like hospitals to investigate the effects of ventilation systems, this review article divides each section into clinical and non-clinical areas.

3.1. Mechanical ventilation (MV)

Fig. 4 and Table 1 display that around half of the existing literature investigated MV systems' impacts on airborne transmission. Among these studies, 50.7% of documents focused on clinical areas and 49.3% addressed non-clinical environments, mainly public buildings. This literature shows that published papers on MV impacts have primarily been developed to address two critical points. First, these studies investigated the practical strategies (i.e., different ventilation types) to remove contamination and reduce infection threats using MV systems. Second, these articles characterized MV design parameters, such as the

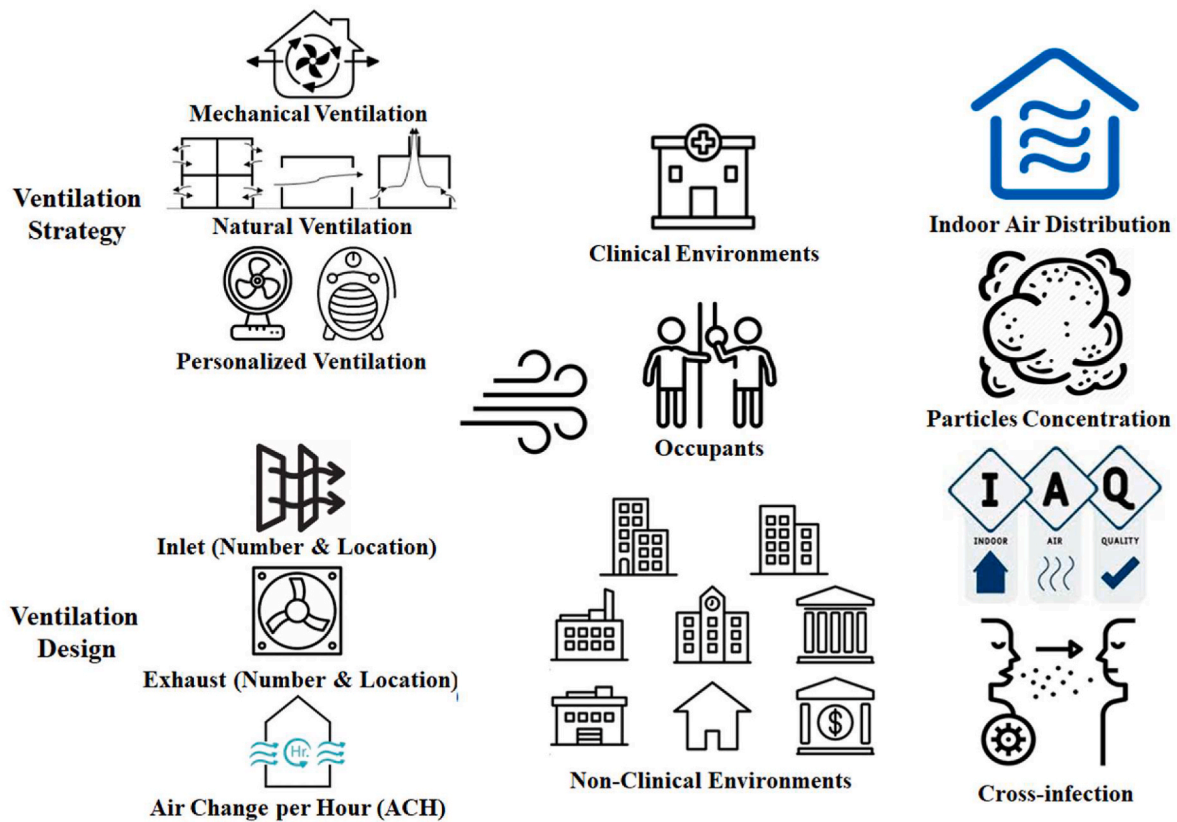


Fig. 3. Conceptual Diagram of the review study.

size and location of inlet and outlet, to increase ventilation performance in reducing airborne infections. Hence, the following sections first examine ventilation strategies that impact airborne transmission, and then, ventilation system design features' influences are reviewed.

3.1.1. Clinical environment

The literature shows that innovative, high-efficient, and well-designed MV approaches in clinical environments can reduce contamination in clinical indoor spaces. Lin et al. [45] experimentally evaluated the impacts of using ceiling returns and skirts on preventing surgical contamination recirculation in a hospital's Operating Room (OR) using Particle Image Velocimetry (PIV) & Smoke flow visualization. This study improved a conventional ventilation design for an OR and revealed that ceiling returns control contamination distribution to the non-sterile zone. Findings disclosed that using a long skirt is a useful way to avoid shortcutting the supply air into the ceiling return. Berlanga et al. [46] experimentally investigated the implications of the Displacement Ventilation (DV) strategy, as a practical strategy for clinical environments [47,48], for airborne infection control in a test chamber representing a standard hospital isolation room. This article has tested DV performance in removing contamination in three different Air Change per Hour (ACH). For this, Contaminant Removal Effectiveness (CRE) and two ventilation performance indices: air change efficiency and local air change [49], were compared under three different ACH. The results proposed DV as a feasible strategy to remove contaminants and suggested higher ACH does not guarantee improving performance and CRE indices. DV systems' effects on reducing infections were also highlighted by Yin et al. [50]. This study conducted a full-scale experiment in a test chamber representing a hospital OR and compared DV and mixing ventilation performance in improving IAQ. The results highlighted DV might be a better strategy if the exhaust location was selected with regard to the restroom.

A recently developed ventilation concept, named Protected

Occupied Zone Ventilation (POV) [51,52], has been addressed by researchers as an effective system to reduce pathogen transmission in clinical environments. POV is a strategy that divides an indoor area into different sub-zones using plane jets to decrease infection risks [53]. Aganovic et al. [54] numerically and experimentally examined indoor air distribution and occupant draught sensation in a hospital ward under POV. The results emphasized internal barriers (i.e., walls), supplied-air velocity, and patients' location in relation to air supply in POV systems can affect air distribution and contamination spread in clinical environments. These findings were supported by Wang et al. [55]. This study suggested air curtains to reduce aerosol transmission in a hospital ward. This article investigated air curtains' performance on exhaled air quality using a full-scale experiment in a field chamber representing a hospital OR. This study also conducted 3D steady-state and transient CFD simulations of air velocity and N₂O concentration around occupants using. It highlighted that a closer distance between the source of contamination and the air curtain, in addition to higher jet velocity, could significantly reduce pathogen concentration. This paper has not investigated dynamic situations when clinical staff have to frequently move from one area to another and make a break in the air curtain, which could be examined in future studies.

Hospitals frequently use isolation rooms that are under negative pressure to control infections. The literature shows that creating negative pressure is an intelligent strategy to prevent spreading pathogens from the airway [56]. For example, Offermann et al. [57] modified the ventilation system to create negative pressure, named surge control strategy, to decrease the contamination travel to the hallway. This study measured particle concentration in the baseline and modified ventilation strategy through a full-scale experiment in a test chamber representing a patient room. This research illustrated a significant decrease in particle number, per cm², through openings, which caused negative pressure. This technical note recommended considering an anteroom between the patient and public hallway and/or closing the door to

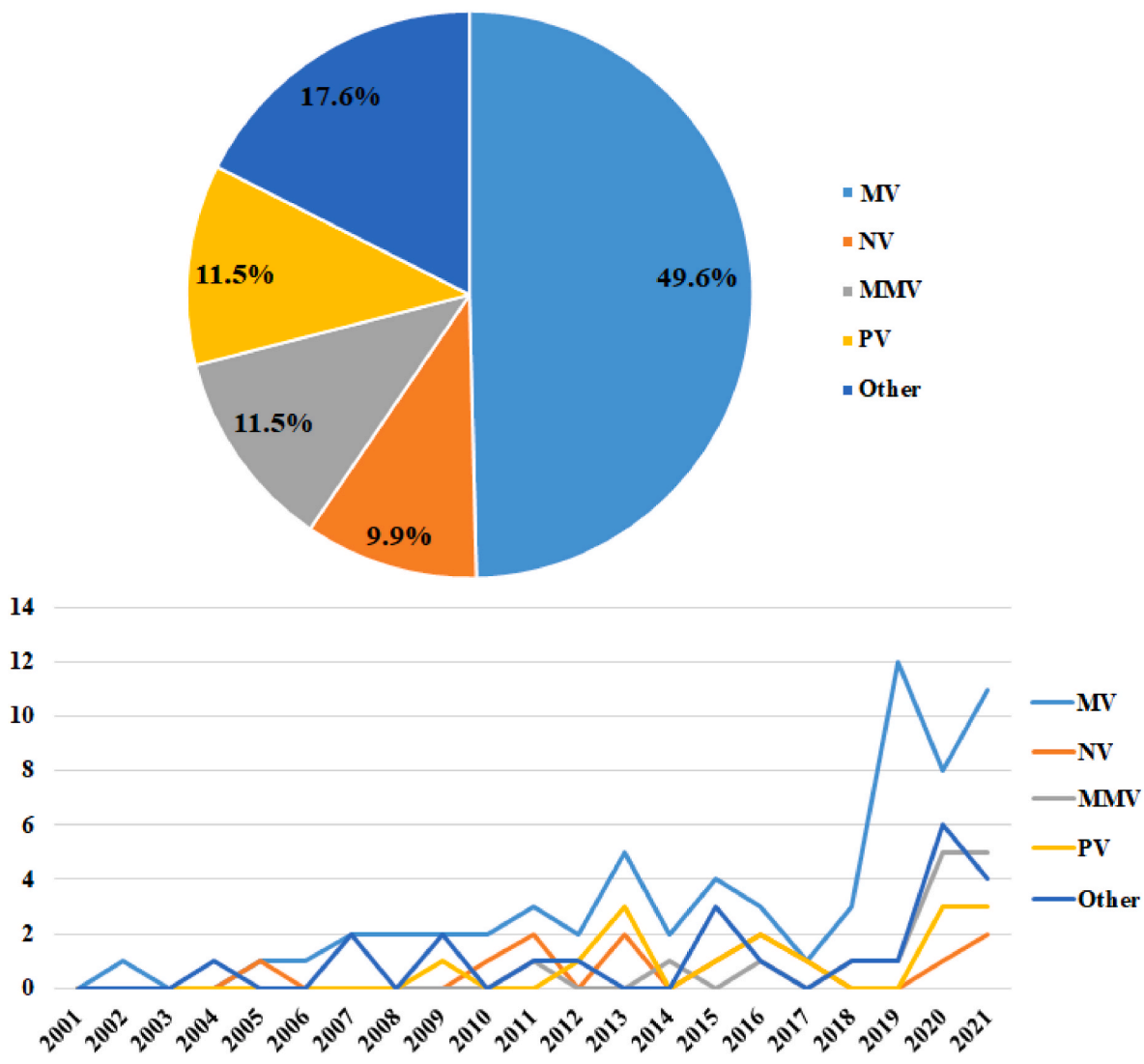


Fig. 4. The proportion of studies focused on ventilation types (top) and the annual number of published articles on each strategy (bottom).

patient rooms to reduce bioaerosol distribution and the number of infections. The results indicated that hallway protection efficiency was greater than 98% due to the negative pressure of the hospital ward.

Emmerich et al. [58] reviewed the literature regarding best practices and strategies to decrease pathogen spread in hospitals and other healthcare spaces. This article provided an overview of current control strategies, hospital design practices, and tools and approaches to answer two questions: (1) what are the practical strategies to minimize airborne transmission under MV; and (2) When should decontamination methods be applied, and where are the best locations for installing these tools? The results underlined decontamination methods, such as Ultraviolet Germicidal Irradiation (UVGI) and filtration, are practical approaches to reducing infection. This article also displayed that producing variable air flowrate based on building leakage (non-organized NV) by an MV system can lead to better pressure control and contaminations removal in an indoor environment.

Many studies characterized MV's design parameters to increase efficiency in removing contaminants and reducing infection threats [59]. One of the critical MV design parameters in refreshing indoor air and removing pathogens is ACH [60–62]. Despite previous findings in the literature that suggested a higher ACH guarantees pathogen concentration reduction [63–65], Wang et al. [66] showed the higher ventilation rate might not lead to higher IAQ without considering airflow patterns in designing MV systems. This article compared bacteria

carrying particle concentration (colony-forming units) in four different ACH and three different ventilation strategies: a recently developed ventilation strategy, named Temperature-controlled Airflow (TAF), common turbulent mixing ventilation, and Laminar Air Flow (LAF) using Lagrangian Discrete Phase Model (DPM) in a hospital's OR. The outcomes suggested TAF can remove aerosol better than LAF if associated with a proper ACH. This conclusion is supported by other literature [67]. These results also reinforced the findings of an experimental study by Pantelic et al. [68] in a test chamber representing a healthcare room. This study emphasized that ACH should not be regarded as the sole indicator of the MV system's effects on airborne distribution because other factors are also influential. This study underlined local airflow pattern as a critical parameter that significantly affects infection risks. It also revealed that airflow magnitude, direction, and the location of supply and returns grills, may significantly impacts exposure threat in a hospital environment. These results are aligned with findings of an article by Anghel et al. [69] that indicated increasing ACH and using High-Efficiency Particulate Air (HEPA) can remove contaminants in clinical areas under Variable Air Volume (VAV) HVAC.

Ventilation systems refresh indoor air by introducing outdoor air through an inlet(s) and removing "old" or "stale" air through exhaust(s). The number and location of inlets and outlets can significantly affect MV performance in eliminating contaminants. Several studies have addressed these critical design features of MV systems. Ren et al. [70]

and Sahu et al. [71] showed that MV's exhaust location is crucial for removing contamination in clinical environments, supported by the literature [72]. Ren et al. [70] used 3D steady-state and transient CFD simulations and compared contaminants dispersion using an Eulerian-Lagrangian model under three different ventilation designs (three inlet and outlet locations with an identical ACH). This study compared particles' fate based on their size in a prefabricated COVID-19 inpatient ward. It displayed that standard MV systems are more successful in removing small particles like viruses ($<20 \mu\text{m}$) than larger elements ($D > 40 \mu\text{m}$) due to depositing larger matters on the surfaces. This article suggested cleaning targeted areas and removing large particles by installing exhaust(s) close to polluted sources in hospital wards. This conclusion is supported by other literature [71,73]. These studies suggested that a higher location of the opening, as well as an exhaust location close to patient beds, can limit pathogen spread in clinical indoor spaces. Villafruela et al. [74] also underlined inlet and outlet locations as the critical design parameters that play a vital role in particle removal. This study numerically evaluated the effects of MV design based on three indices: air renewal (minimum to actual replacement time), contamination removal (contaminant concentration average in the exhaust air to room), and infection risks (number of infections to susceptible infection) in the entire isolation room of a hospital and specific regions in this room. This article also highlighted air diffuser types as a crucial factor significantly affecting indoor airflow patterns and contamination removal.

Supplied air velocity has always been a key MV feature that considerably affects airborne transmission in indoor areas. Romano et al. [75] numerically and experimentally investigated the impacts of different air velocities produced by a unidirectional MV system on particle concentration (PPM/m^3) at various measuring points in an Operating Theatre (OT) with a standard layout, DIN 1946-4 [76]. The results suggested MV system with variance air flow diffusion can maintain a protection grade against particle loads. The outcomes supported the findings of [35,77,78] and demonstrated that retrofit options and using obstacles could effectively affect airflow distribution and particle concentration. The literature also recommended that adjusting air velocities in relation to exhaust location can improve the MV performance in removing aerosols. For example, Thatiparti et al. [79] modelled aerosol depression, which started from a patient's cough, in an Airborne Infection Isolation Room (AIIR) using 3D steady-state and transient CFD. This study revealed that the contamination route from patient to exhaust is vital in controlling infection risk. The simulation showed aerosols were quickly removed in the zones with high exhaust velocity close to the outlet grilles. The results also indicated that a common MV system could remove one part of the distributed cough aerosols in less than 1 s; however, in 2 s, the remaining aerosols infected the health worker in an AIIR. The research concluded that typical MV systems could not remove around 40% of aerosols, highlighting the need for a better design by optimizing exhaust location concerning the supplied air velocity. This article has also not suggested a specific ventilation system for these carefully designed rooms, probably because of difficulties associated with conducting measurement and research (i.e., cost).

Some studies characterized ventilation system design features and compared them based on their impacts on airborne transmission. Memarzadeh and Weiran [60] numerically compared the effects of ventilation design features (ACH and the distance and path between the contaminant sources and exhaust) on contamination concentration (ppm) over 1000 s in a hospital's isolation room. The results visualized the transmission path and revealed that an indoor distribution pattern is more critical for controlling particle concentration than the supplied airflow velocity. This transient Computational Fluid Dynamic (CFD) simulation showed that keeping possible distance between health workers and patients effectively reduces infection risks, particularly in higher flow rates. Li et al. [80] also numerically compared bioaerosol spread in a hospital ward and an isolation room in Hong Kong during

the SARS outbreak using Eulerian-Lagrangian CFD simulations. This modelling highlighted DV as an effective strategy to remove smaller particles like viruses while larger particles remained on the surfaces. This study highlighted a need to improve the MV system by balancing flow rate in supply diffusers and exhaust grilles to reduce particle concentration and cross-infection risk in an isolation room.

3.1.2. Non-clinical environment

Although MV's impacts on airborne transmission in clinical environments seem critical due to higher infection risks, the contagion hazard is serious in non-clinical public spaces [81]. Some studies investigated public areas with specific functions, such as public transport and office areas [82-85] and other indoor spaces, such as test chambers, without specifying their functionalities [86,87]. Similar to the clinical section, this section will review articles in two categories: (1) MV strategies performance and (2) effects of design features on MV performance in removing aerosols in indoor environments.

In 2019, before the COVID-19 outbreak, a group of world-renowned researchers reviewed the literature on typical ventilation modes and advanced air distribution techniques and investigated their theories, limitations, and solutions [8]. This article categorized ventilation strategies based on airflow characteristics into two main groups: thoroughly mixed and non-uniform (e.g., stratified, piston, and task zone). Ventilation strategy performances and appropriate ventilation approaches for heating were also addressed, resulting in a comprehensive framework regarding air distribution under various ventilation strategies. Mixed and non-uniform strategies were widely addressed to investigate their impacts on infection risks. Ai et al. [88,89] experimentally examined the effects of different MV strategies (i.e., stratum, mixing, and DV) and air distribution on cross-infection. This study compared exposure time in different scenarios (i.e., ACH, diffuser type, location of infected and exposed, temperature, and physical distance) over a full-scale experiment in a test chamber representing a general room. These articles illustrated a large discrepancy between aerosol spread and time-averaged exposure under horizontal air distribution (stratum) and two other applied strategies: mixing and DV in different physical distances. The experiments revealed that infection risk might not be reduced by a longer distance between infected and exposed in a short period event because of the extremely dynamic spread of exhaled air, supported by other literature [90]. Decreasing the interaction between supplied air and exhaled flow intensifies the risk of infection between close occupants. Xiaoping et al. [91] simulated an office building when two human manikins (infected and exposed) seated in front of each other to investigate the impacts of mixed, DV, and Under Floor Air Distribution (UFAD) on airflow patterns and droplet concentration, inhaled fraction, and CO_2 concentration. This study showed the inhaled dose of smaller droplets is the lowest under DV, while the least inhalation of larger droplets was recorded under UFAD. Akbari & Salmanzadeh [92] also emphasized providing clean air and using air cleaners to improve IAQ in an office area. This study numerically investigated pollution removal from an office building using the tracer gas method. Mean age of air, clean air delivery rate, and airflow pattern were examined through different ventilation strategies: UFAD, mixing, and wall-mounted air vents with and without air cleaners. This study suggested locating air cleaners in high concentration contaminants zone in indoor spaces, particularly under UFAD.

The literature contains new ideas in terms of developing occupant-based ventilation strategies. Melikov et al. [93] suggested controlling the airborne source to reduce airborne transmission. This short communication illustrated how a break in a classroom (i.e., where all occupants leave the classroom for a period of time) could reduce airborne transmission and infection risk. The outcomes indicated shorter occupation time and a longer breakout can significantly reduce the particle load within the classroom. The results highlighted that an intermittent occupancy strategy could be applied as a strategy to decrease exposure risks. Other literature has also reached the same

conclusion [94]. Olmedo et al. [87] experimentally examined the downward vertical MV influences on infection probability in a field chamber, representing a general room, when two breathing manikins stood face to face. The distance between these manikins was also changed under different ventilation strategies (DV, mixing ventilation) and downward and upward flow to observe the effects on indoor climate specifications (temperature and air velocities), exhalation profile [73], and particles concentrations. This study showed that the micro-environment between manikins was not affected by the downward MV, as the ventilation airflow could not penetrate this environment. The measurement also indicated occupants' contamination exposure risks increased under downward MV when the distance between manikins had been reduced. The results of this study can be used to inform COVID-19 response to physical distance.

The literature shows that using physical barriers and partitions as a strategy in indoor public spaces can effectively control airborne transmission [95]. Ren et al. [96] numerically and experimentally investigated the impacts of using barriers with different heights on airborne transmission as a low-cost infection risk mitigation strategy in an open office area. This study used the recently developed infection model [97] to investigate the individual risk of infection in an office environment. The results revealed that the height and location of barriers in relation to the air outlet are the most influential parameters for controlling the airborne spread. This outcome was also supported by the literature that showed equipped a classroom with seat partitions for individuals and evaluated their implications for indoor airborne transmission with regards to supplied air velocity [98]. This article also revealed that upsurging the supply air rate increases the velocity of droplets moving in the airflow direction and decreases droplets' trapping time between the partitions; therefore, solid barriers should be selected concerning MV design features such as air velocity.

Using filters for MV systems has recently attracted researchers' attention as an effective strategy to reduce the airborne spread in public environments [99–102]. Azimi and Stephens [103] empirically estimated HVAC filtration influences on indoor contaminant distribution using the modified Wells-Riley equation [104], broadly applied in the literature to predict airborne transmission [105–107]. This study modelled influenza spread in a hypothetical office area to evaluate the required operational cost of applying filters and anticipate their impacts on reducing infection risk. Different Filters with diverse Minimum Efficiency Reporting Values (MERV) ratings (e.g. low (MERV 1 to 6), medium (MERV 7 to 11) and high-efficiency filters (MERV 13 to 16)) in an HVAC, suggested in the literature [108], were compared over infection risk and cost. The results revealed that high-efficient filtration might be a cost-effective strategy for reducing infection probability compared to similar outdoor air ventilation, while the finer air filters typically increase energy usage due to the need for a stronger fan. This finding is supported by Ref. [102], which emphasizes that increasing the ventilation rate is not an energy-efficient strategy without appropriate filtration. This study underlined high-efficiency MERV filters as the best option to decrease contamination spread at a reasonable price. New guidelines like a technical guideline by the Victorian Government in Australia [109] have recently been developed that suggest appropriate filters (MERV rate) for HVAC systems based on indoor space functions (i. e., hospitals) to reduce the spread of viruses such as COVID-19.

As mentioned earlier, the second part of this section reviews articles investigating the influences of MV design parameters, such as ACH and ventilation rate, on airborne transmission in non-clinical spaces. Blocken et al. [16] measured aerosol and CO₂ concentration, as well as indoor specifications (temperature and humidity) through a full-scale experiment in a gym to reveal human activities and air purification impacts on particle concentration. The measurements compared aerosols concentration (µg/m³) in a gym without air purifiers and ventilation with three main situations: using ventilation alone, applying air cleaners without ventilation, and using both ventilation and air purifiers. The results revealed that an ACH 4.5 times higher than the

required ACH in Dutch building regulation was not enough to prevent particle concentration growth in a half an hour period in ventilation only scenarios. The outcomes highlighted air cleaning is more practical than ventilation in reducing particle concentration. This study underlined using air cleaning and ventilation system as the most efficient strategy that removed aerosol concentration by 90%, depending on the size of particles. An empirical investigation of ACH impacts on particle concentration by Faulkner et al. [110] revealed that the effects of ACH should be investigated with regard to existing particle size. This study showed that escalating ACH leads to a lower concentration of small particles while having minor effects on larger particles due to surface depositions. This finding is supported by the literature that indicates ACH impacts on particle concentration directly depend on virus-laden droplet size [111]. The outcomes showed increasing the ventilation rate reduced the concentration of small particles; however, this escalation of the ventilation rate did not decrease the concentration of larger particles. Shao et al. [112] experimentally investigated particle dispersion through different ventilation rates and Fan Filter Units (FFU) in a test chamber representing a cleanroom. Although more clean air reduces Volatile Organic Compounds (VOCs) and CO₂, the aerosols and O₃ levels increased in the indoor space. This study also emphasized the critical impacts of supplied air volume, size and location of inlet and outlet, and location of contamination source on particle distribution.

3.1.3. Concluding remarks

The following remarks can be concluded from the reviewed literature regarding the impacts of different MV strategies on airborne transmission:

- MV strategies, including UFAD, DV and POV, should be associated with a proper design of parameters (i.e., supplied-air velocity and location of inlet and exhaust) to control virus-laden respiratory particles transmission and minimize infection risks [54].
- The literature recommended physical distancing and shorter occupation time as a strategy to reduce infection risks, especially in non-clinical public areas [93].
- Employing barriers like partitions [96,98], a buffer zone between spaces with higher and lower infection risk and spaces under negative pressure [57], and engineering controls like filtration [69,100] are suggested as practical strategies to remove contaminations.
- Future studies on the practical strategies, such as intermittent occupancy, physical distancing, and wearing masks in educational areas, with regard to their effects and disadvantages are recommended.

Regarding MV design parameters, the following can be concluded:

- Although ACH is a critical parameter that provides clean air and dilutes contaminated air, it is not the only influential parameter. Indeed, MV systems should be designed considering ventilation rate, airflow pattern, and inlet and exhaust number and position to control airborne transmission [63,68,75,113].
- The number and location of inlets and exhausts and the balance and distance between airflow rate, as well as the exhaust distance to the contamination source, can play a significant role in removing airborne contaminants from indoor areas [37,50,60,69–71,79,89,110,113–117].
- MV performance in removing particles is affected by contaminations' size [110], so the literature suggests considering the expected type, size, and level of potential contaminants based on the function of indoor spaces to design MV systems.
- A higher flow rate MV system associated with filtration is suggested in clinical areas since higher ACH can remove small particles [110], and filtration can remove remaining contaminants.
- There is the fact that HEPA filters contribute to a pressure drop in the ventilation system and hence higher energy use for fanning, so future

studies on the impact of HEPA filters with regards to energy efficiency may lead to solutions for improving ventilation systems considering energy usage and airborne transmission.

- Future studies are recommended to evaluate the ventilation design based on the number of patients and exhausts distance to each patient bed to control pathogen spread.

3.2. Natural Ventilation (NV) & Mixed-Mode Ventilation (MMV)

Kopec [118] introduced NV as a ventilation strategy that refreshes indoor air without mechanical systems and energy usage by using natural forces (wind and buoyancy), which results from pressure and density differences [119,120]. NV is a standard green alternative to MV systems that contributes to energy saving [121–123] and effectively prevents airborne transmission in indoor areas [124–129]. NV is categorized into two main types: organized and non-organized (infiltration-exfiltration because of the non-steady nature [130]). Organized NV is classified into four strategies: cross, single-sided, stack, and mixed NV [121]. The WHO strongly recommended NV to reduce infection risks after an overview of studies about the influences of NV on reducing infections in indoor spaces [40]. However, although NV has been recognized as a valuable ventilation strategy to remove aerosols [40, 131], it is not commonly applied in clinical and commercial environments, probably because of some disadvantages: inconsistent airflow, concentrations of particles, unstable ventilation rate, and less thermal comfort, particularly in severe climates [71,132–136]. NV is also not adequate for high occupancy intensity [137]. MMV or a hybrid approach of natural and mechanical ventilation devices can be considered a more reliable strategy to provide stable airflow, dilute contamination, refresh indoor air, and provide thermal comfort, particularly when associated with a control strategy [138,139]. This section reviews published studies regarding different NV and MMV strategies and design influence on refreshing indoor areas, removing particles, and controlling indoor airborne transmission in clinical and non-clinical environments.

3.2.1. Clinical environment

Researchers have compared the presence and absence of NV with other ventilation strategies (i.e., MV) to indicate its effectiveness in removing virus-laden respiratory particles in clinical environments. Zia et al. [140] emphasized NV and MMV might not be enough to meet health standards for infection control compared with MV and suggested applying air cleaning technologies associated with NV and MV as a solution to meet IAQ standards for clinical environments, supported by the literature [134,141,142]. Wang et al. [143] conducted a 3D Steady-state CFD simulation and compared air distribution patterns, removing respiratory particles, and inhaled pollution in three different ventilation types: MV (impinging jet) and two MMV: ceiling and side air ventilation in an ICU environment. Numerical simulation results showed that the impinging jet removed more virus-laden respiratory particles and reduced inhaled pollution than the MMV method; hence, it was suggested to be applied in ICU spaces. Somsen et al. [12] analyzed droplet spread from coughs and speech (different sizes and numbers) and travel distance based on ventilation strategies using the Laser Diffraction or Spectroscopy method. This study compared two scenarios in the presence of ventilation (MMV and MV) and one without ventilation, based on the time required to remove small and large droplets. The results showed that droplets number reached zero in the best ventilation strategy, while this period was ten times more in no ventilation. Indeed, the outcomes of this comment article emphasized that populated indoor areas with poor ventilation could quickly spread viruses, supported by Ref. [137]. The article recommends healthcare authorities consider ventilation a significant parameter affecting indoor infection risks. Stockwell et al. [134] systematically reviewed studies focused on ventilation impacts on aerosol concentration in clinical environments between 2000 and 2017. This review revealed that the highest bio-aerosol concentration was found in the naturally ventilated hospital

areas, around ten times more than the highest concentration in mechanically ventilated spaces.

Researchers have recently investigated possible solutions and strategies, including architectural and engineering modifications in clinical environments, to improve NV performance in reducing aerosol spread [140,144–147]. Escombe et al. [145] conducted a full-scale in-situ experiment and examined the implications of simple modifications like opening and closing windows and doors and creating and opening skylights for Tuberculosis (TB) infection risk using the tracer gas method in waiting and consulting rooms. This study highlighted low-cost and straightforward architectural modifications, such as extra windows to provide cross NV and an open skylight in clinical areas, can improve ACH and noticeably improve NV performance and significantly decrease aerosol transmission risk. A novel strategy named Natural Personalized Ventilation (NPV) has also been presented as an architectural modification to provide clean air for patients in hospital wards [148,149]. NPV is a buoyancy-driven NV that delivers new outdoor air directly over a patient bed using an elevated duct. Adamu et al. [148] conducted 3D steady-state CFD and dynamic thermal simulation to evaluate the feasibility of using NPV, instead of windows, in a one-bed hospital ward. Simulation results showed that designing ducts, according to Chartered Institution of Building Services Engineers (CIBSE) guides [150], is a potential architectural solution that improves a patient's local breathing zone air quality and removes more aerosol with lower energy usage. This article calculated CRE, Local Air Change Index (LACI) [151], and mean air exchange efficiency indices in case studies with different duct sizes and shapes using CFD simulation. The results revealed that the scenario with larger ducts and direct air delivery to patients had better performance in removing contaminations. Researchers have also considered other architectural ideas; for example, Zhou et al. [152] recommended designing a central corridor for a naturally ventilated hospital ward due to the high aerosol spread from patient rooms. This study suggested using cubicle doors to prevent airborne transmission by cutting off the path. There are also more complex architectural ideas in the literature, such as a semi-enclosed hospital street, to improve NV performance in reducing infection risks [146].

Studies in the literature have examined the impacts of organized NV types (i.e., cross NV) and design features on removing pathogens in indoor spaces [153]. The literature demonstrates that cross NV was frequently employed in the 20th century; for instance, after the influenza pandemic in 1918, large windows were operated in hospital spaces with high ceilings to dilute pathogens with clean air. After the SARS outbreak, researchers have paid more attention to cross NV as an approach to reduce aerosol distribution in clinical spaces [154–156]. Gilkeson et al. [34] compared aerosols movement and infection risks over a full-scale in-situ experiment in a hospital ward (with and without partitions) under cross NV, MV, and without ventilation scenarios using a tracer gas method. Ventilation rates (ACH) and indoor velocity profiles under different ventilation and their impacts on infection risks, Relative Exposure Index (REI) and normalized peak concentration were investigated in this article. This study indicated that NV in an open ward layout led to better dilution and reduction of pathogens. It also highlighted that partitions could reduce the infection risks for patients behind these obstacles, but this phenomenon led to higher contagion risks close to the infected occupant. This study underlined the impacts of NV since shutting the windows, expected in winter and summer and severe climates, led to a significant increase in aerosol concentration. Therefore, this research suggested applying MMV or hybrid ventilation by using fans mounted on windows to extract contamination. Qian et al. [157] supported these findings and revealed higher NV performance through larger openings associated with fans. This study conducted a full-scale in-situ experiment in an AIIR and recommended higher ACH to remove contaminants. It emphasized the possibility of converting the hospital ward to an AIIR if there is enough NV to remove pathogens.

3.2.2. Non-clinical environment

After the COVID-19 outbreak declaration, different approaches, such as physical distancing, wearing masks, and using NV, were suggested to reduce the infection risks in public indoors, while these strategies' impacts have not been investigated very well [158]. A commentary article by Morawska and Junji [159] emphasized the fact that physical distancing (e.g. 1.5 m), recommended by WHO [27], might not prevent infections because airflow can spread viruses by tens of meters [160–166]. Sun and Zhai [161] showed that 1.6–3 m could be safe when considering large droplets, while tiny and nuclei droplets can spread even three times more. They emphasized higher physical distancing is a very effective strategy to reduce infection risks, which may happen by smaller droplets [167]. This study also indicated exposure time, ventilation type, and air distribution impact aerosol movement distances, supported by Refs. [162,163,168]. The results of a review article by Morawska et al. [20] underlined air distribution as a critical factor in spreading pollution, suggesting supplying clean air instead of recirculation. This article showed proper ventilation strategies and design are crucial to reducing indoor infections. Therefore, various NV and MMV strategies should be associated with an appropriate design to decrease indoor infection risks.

Some studies have compared different ventilation strategies NV, MV, and MMV, in terms of their impacts on IAQ. Irga and Torpy [169] evaluated the effects of different ventilation strategies on the concentration of contamination in several office spaces. This study monitored and compared contamination load and IAQ (i.e., Particulate Matter (PM) 2.5 and PM10, CO₂, and VOCs) in eleven buildings under NV, MV, and MMV in Sydney. This article highlighted a higher contamination concentration in naturally ventilated indoors than buildings under MV and MMV. Mu et al. [170,171] have investigated the effects of two organized NV types: single-sided and cross on contamination distribution in residential indoors using a small scale experiment (wind tunnel) and a tracer gas method. This study compared gas concentration averages and showed that gaseous pollutants moved in horizontal and vertical directions due to different wind directions in both single-sided and cross NV. The results indicated that NV performance in reducing contamination spread depends significantly on wind direction and the location of pollutants source. The findings highlighted cross NV has better performance than single-sided if the contamination source was aligned with vertical winds and located leeward or windward. In contrast, cross NV augmented horizontal spread for a sideward source compared to single-sided NV. The importance of wind direction in naturally ventilated indoors has also been emphasized by Li et al. [172]. This study suggested that designers consider indoor airflow patterns when applying wind-driven NV since it significantly affects NV performance in removing contamination. Researchers also emphasized other critical factors, such as occupants' location and seating position, exposure time, and wearing a mask, in addition to NV modes that could affect IAQ and infection probability in indoor areas [173,174].

The literature points out the airborne transmission possibility between floors through windows and other kinds of openings [175], which is directly relevant to NV modes and particle size [176]. Zhou and Deng [177] numerically investigated the possibility of spreading particles between upper and lower floors under two organized NV, single-sided and cross ventilation. This study highlighted that buoyancy-driven or single-sided NV has critical impacts on vertical contamination spread inter floors, supported by Ref. [178]. It also showed that other factors, including window opening strategies and contamination amount, influence IAQ, supported by Ref. [179]. The literature indicates previous studies also highlighted single-sided NV and vertical spread of particles. Liu et al. [180] also examined cross-contamination between floors under an organized NV (single-sided) using steady-state and transient CFD simulations. Modelling illustrated a balance between pollutants concentration and mass fractions in upper and lower levels. As a solution to prevent vertical transmission of air pollutants, Wu and Niu [181] suggested using mechanical exhaust tools to remove contaminants and

avoid transferring to the upper flat or non-organized NV. This study conducted 3D steady-state CFD simulations to investigate the influence of mechanical exhausts on internal and external flowrate and the indoor airflow pattern through different scenarios: individual and central mechanical exhaust with no mechanical exhaust. The tracer gas results revealed that vertical cross-infection risk between two rooms was reduced when two-way stream (inflow and outflow) airflow was converted to one-way (inflow) by increasing the exhaust rate. The study also indicated the pollutant transmission from the lower to the upper floor was reduced in lower ventilation rates with a mechanical exhaust in both unit floors. This article recommended that residents apply individual mechanical exhaust fans or a central one, which may be a solution for reducing infection risks in hotel quarantine facilities during epidemics.

Similar to clinical spaces, some studies have also investigated architectural modifications, including optimizing opening scales and location in NV and MMV strategies, which can consider changing the NV design to improve the performance in removing contaminants. Opening scale is always viewed as an essential NV design feature that affects both organized and non-organized NV in buildings [182] and other naturally ventilated spaces [183]. Abbas and Dino [184] have suggested refurbishing existing buildings to improve ventilation performance to eliminate contaminants. This study simulated an open office and compared different design scenarios (opening configurations and opening to wall ratio) with the baseline case. Results of 3D steady-state simulations highlighted that the larger scale openings, consequently higher opening to wall ratio, could considerably reduce the contamination concentration and infection risks over time due to better indoor air refreshing. The transient simulation outcomes also showed that increasing the opening to wall ratio could be a more effective strategy than changing the opening location (i.e., opposite to adjacent) in removing aerosols. Pacitto et al. [125] experimentally indicated that larger openings are not always a solution and may lead to more contaminants entering the space. This study compared the impacts of NV and manual airing, as two ventilation strategies, with air purifier influences on the concentration of pollutants in two gyms. The in-situ experiment revealed that although ACH could influence designing NV, using air purifiers, essentially portable filters, could be a game-changer and significantly improve IAQ. Stabile et al. [185] have also emphasized that ACH cannot be the sole indicator for NV design and underlined Event Reproduction Number (ERN) [186], representing the number of the expected infections from an infectious individual. This index may assist in designing ventilation concerning airborne spread, in addition to other critical features such as ACH and IAQ elements [187], which were widely used, particularly since the COVID-19 outbreak [188].

3.2.3. Concluding remarks

The following points can be concluded from the reviewed literature regarding NV and MMV strategies and design impacts on airborne transmission:

- NV and MMV might not be adequate strategies to meet clinical environment standards for ventilation [12,140,143]; thus, some studies strongly recommended applying air purifiers in naturally ventilated clinical spaces [134,141,142].
- Low-cost architectural retrofits (i.e., optimizing the number, size, and location of openings) might significantly improve NV performance in removing indoor contaminations [125,145,184]. These artificial retrofits may bring outdoor contaminants due to non-organized NV, so these retrofits should be designed based on this constraint.
- Researchers suggested a new NV and MMV by providing individual and central mechanical exhaust fans in medium and high rise buildings to reduce inter-flats airborne transmission [181].
- The literature suggested designing features based on the function of buildings.

- There is a need to legislate new regulations for ventilation concerning airborne spread [159].
- The review highlighted indices, like ERN [186], that could help shift the ventilation paradigm and reduce infection risk by considering ventilation impacts on airborne distribution.
- Although evidence shows that the application of fans affects IAQ by mixing fresh and contaminated indoor air, as well as creating negative pressure and removing contaminants [57,157], few studies addressed the impact of fans and fanning on indoor airflow patterns and airborne transmission.

3.3. Personalized ventilation (PV)

PV is a ventilation strategy controlled by an individual to supply clean air directly to breathing zones [189,190]. PV has been introduced as an effective strategy for reducing airborne transmission, preventing cross-contamination [191–194] and helping to meet thermal comfort by using less energy by reducing clean air demand [195,196]. PV systems are typically classified in three categories: chair-mounted [197,198], desk-mounted [199,200], and partition-based PV [198,201]. PV can produce vertical airflow with high speed and less turbulence, removing occupants' plumes and easily integrating with existing ventilation without any space-related matters [189]. The literature shows PV performance is comparable to and even better than other typical ventilation strategies [202,203] if associated with an appropriate design. Melikov [44] listed recommendations to improve PV design; for example, applying personalized airflow with low turbulence and uniform velocity profile, as well as designing PV systems with large air terminal devices in front of occupants are suggested in this article. It is also recommended to create air terminals capable of varying rate and direction while using airflow rate against occupants' faces is highlighted as a preference.

In December 2020, one year after declaring the COVID-19 pandemic, Melikov suggested shifting the ventilation paradigm [29]. He extended his previous recommendation for a ventilation paradigm shift [204] and emphasized bioaerosol spread as a critical hazard after three large-scale epidemics: SARS, MERS, and COVID-19 during the 21st century. This commentary article [29] suggested that ventilation should focus on occupants instead of space, which means providing advanced air distribution using controllable ventilation strategies by occupants could be a solution. PV is one of the best approaches to achieving these objectives.

This section reviews the literature regarding the impacts of different PV strategies on reducing cross-infections and critical design features affecting bioaerosol and contamination spread in clinical and non-clinical environments.

3.3.1. Clinical environment

PV is introduced as a promising effective ventilation strategy to reduce cross-infection risks [205], associated with existing ventilation strategies in indoor spaces [44,201,206]. Despite the fact that PV could be an appropriate ventilation system in a clinical environment, few studies have investigated PV implications for clinical areas. Some studies underlined PV as an excellent strategy compared with other standard ventilation systems, such as sole mixing ventilation, UFAD, and DV [44,194,202]. The literature shows while some ventilation strategies, such as DV, might not be the best method for refreshing clinical environments due to pathogen transmission, PV could be a perfect strategy for these spaces [207]. The literature also suggested a need to investigate PV strategies and design not only as a sole system but as an association with other ventilation systems [189]. Melikov et al. [208] developed an advanced PV system, integrated into both sides of patient hospital beds and experimentally compared the application of PV and mixing ventilation with only mixing ventilation in a test chamber, representing a hospital isolation room. The concentration of contaminations and evacuation efficiency in three different points of this chamber (health worker breathing zone, middle of the room, and occupied area) were measured under an identical ACH (3 h^{-1}) using the tracer gas

method. The results approved the effectiveness of this system and highlighted the impacts of applying PV and mixing ventilation in reducing exposure risk, which is also suggested in the literature [44].

Some well-designed PV systems provide an excellent approach to controlling infection risks in clinical environments [202,209]. Yang et al. [209] suggested using a Personalized Exhaust (PE) or PV-PE system above the occupant's shoulder as a novel method to reduce the aerosol spread to the breathing zone. This study conducted a full-scale experiment in a test chamber representing a health consultation room and compared exposure reduction for infected and healthy occupants in a PV-PE system with other PV designs under two ventilation strategies: mixing ventilation and DV based on infection probability using tracer gas methods. The results emphasized that the introduced PV-PE system has the highest performance when located above the infected occupant's shoulder. A PE above the healthy occupant's shoulder led to the lowest intake fraction. Tham and Pantelic [194,202] investigated PV performance in reducing the infection risks when associated with three ventilation types: mixing, DV, UFAD, with various ACH rates. The results showed that increasing ACH is not always a good approach, depending on ventilation. Higher ACH led to more infection probability based on the experimental outcomes while increasing ACH under mixing ventilation reached the best results.

3.3.2. Non-clinical environment

Most of the articles that addressed PV investigated using PV in non-clinical environments and mainly investigated the PV design features, and few articles examined PV strategies. Different Chair and desk mounted PV strategies have also been presented to control infection risks. Li et al. [201] numerically investigated the performance of two upward chair and desk mounted PV systems with varying ventilation rates in conjunction with mixing ventilation and DV in an office environment. This study compared Intake Fraction (IF) index [210], inhaled by an exposed occupant, in different scenarios and revealed almost identical implications of a chair and desk-based PV systems for the indoor environment. It showed PV could primarily deliver higher quality inhaled air when its direction is the same as produced airflow patterns by a DV system. This study suggested a PV associated with DV as an effective strategy for air purification, also recommended in the literature [44,211]. Performance of a practical PV strategy, a small desk fan associated with a ceiling-mounted PV nozzle (single and co-axial jet PV), in improving IAQ in breathing zone and comfort was numerically and experimentally investigated by Makhoul et al. [212]. This study indicated that a small fan could reduce thermal plume around the occupant, improve the efficiency of a single jet PV nozzle and save energy compared with a co-axial jet, and deliver clean air to the occupant's breathing zone. Habchi et al. [206] also studied the impacts of ceiling plus desk fan when associated with DV and mixing ventilation on cross-infection in an office area. This study used CFD simulation and compared cross-infection, IF, and Deposited Fraction (DFr) [213] indices in different occupants' distance, particle sizes, and HVAC (DV and mixing ventilation) configurations. The simulation results showed that an optimized PV system design could even reduce the infection risk for high-density indoor environments where the distance between occupants is even closer than a fairly typical 2 m physical distance requirement. Mazej and Butala [214] have presented a novel desk-based PV with an air terminal device, including a movable slot diffuser plate. This study used transient CFD simulation and compared personal exposure effectiveness and re-inhaled exposure index [215] to reveal occupants' protection in different scenarios. This study underlined PV operating mode as a crucial parameter influencing inhalation and exhalation air quality in an office area.

PV design features' implications for non-clinical indoor environments were investigated in non-clinical spaces [44]. Wei et al. [216] conducted a full-scale experiment in a test chamber as a workplace and examined the impacts of a personalized air curtain on occupants' heads like a bicycle helmet on workplace infection probability. This study has

characterized the design features of this helmet, including ventilation rate and direction, as a respiratory protection factor and underlined a personalized air curtain could be a practical approach to improving Protection Factor (PF): a ratio of particle concentration in the space to the breathing zone. This article offered to apply this helmet in industrial indoor environments with a high concentration of contaminations. Katramiz et al. [217] also inspected PV design effects on breathing air quality and cross-infection risks in an office environment. This study conducted a 3D transient CFD simulation to compare PV with several ventilation flow rates (Lit/Second) and two seating models: tandem (side by side) and face-to-face. This research suggested a low ventilation rate for the tandem and high flow rates for face-to-face seating to protect office mates against cross-contamination. The impacts of occupants' seating model and ventilation rate were also approved in other public environments, such as public transport [218]. Xu et al. [219] indicated efficient PV design could be a high-performance ventilation system. This article investigated the effects of different PV orientations, velocities, and distances to occupants on exposure reduction risk [209,219] in a test chamber representing a general room. Increasing airflow to the maximum constant rate and shorter air terminal device distance to healthy occupants in all directions could protect them against exposure, also suggested by Melikov et al. [215].

Similar to other ventilation strategies, the location and specifications of the exhaust significantly impact PV performance. Xu et al. [191] have experimentally examined the virus-laden respiratory particles' transmission and infection probability [220] under a novel PV setup, locating nozzles in front of infected and exposed manikins' noses with different ventilation rates in a testing chamber, representing a general room. This study revealed that PV systems would reduce infection risk by efficiently refreshing and cleaning the inhalation zones if these systems were not designed appropriately. This study emphasized that a PV system should be designed based on the human microenvironment, such as inhalation and exhalation zones, to increase PV performance in pathogen transmission, as recommended by Refs. [197,221]. Melikov and Dzhartov [222] also suggested a PV-PE system to reduce cross-infection risk in an aircraft cabin. This article conducted full-scale experiments in a test chamber representing an aircraft cabin and compared the relative concentration of pollutants in passenger exhalation in five scenarios based on turning PV on and off for exposed and healthy passengers in the presence and absence of local exhaust. The measurements showed turning PV on for both infected and exposed occupants with local exhaust significantly reduce exposure risk. This study also indicated the recommended PV-PE arrangement, two exhaust terminals at two sides of the manikins' head, decreased contamination load significantly and did not let polluted air mix and spread in the cabin since the supplied airflow jet pushed back the infected passenger's exhaled air.

3.3.3. Concluding remarks

Concluding remarks for the reviewed literature are as below:

- PV application in clinical environments is suggested to reduce cross-infections.
- PV design features, such as size and direction of air terminal devices and initial airflow turbulence and profile [44], location of PV systems and occupants' seating position [217], distance to occupants [191,206,219], and ventilation rate [217,219], are highlighted as being more influential than PV types (i.e., desk, chair, and partition mounted) [201], on improving breathing zone air quality and preventing cross-infections.
- Local exhaust or PV-PE instead of a PV-only design might significantly enhance system efficiency in all environments, particularly when the personal exhaust is located close to the occupants [191, 209,222].
- Providing clean air directly to the inhalation zone is suggested, so the angle and distance of PV to occupants, as well as airflow rate and direction, play an essential role [191,216].

- The review recommended applying PV and mixing ventilation instead of mixing ventilation alone [44] and showed that designing PV with regards to existing ventilation strategies, such as DV, can improve whole system performance in removing contaminations [194,202,211] and make them suitable for high infection risk spaces, such as hospitals [207].
- PV can be used in high-density and crowded commercial and public areas where it is critical to respect physical distance [206].
- PV as an occupants-based ventilation system is suggested instead of current space-based ventilation to control airborne transmission and shift the ventilation paradigm to safer systems concerning indoor infection risks [29].

3.4. Miscellaneous (Misc.) ventilation types

As mentioned earlier, some articles have not focused on one specific ventilation strategy (i.e., MV, NV, MMV, and PV) and mainly address general ventilation, creating indoor airflow patterns, contamination distribution, and infection risks [223–225]. Indeed, the ventilation effect is the focus of these articles rather than ventilation system design. This part of the literature typically investigated air-conditioning influences on virus-laden respiratory particles transmission and contaminations dispersion in different environments and defined how to control airborne transmission [226–228]. This section examines miscellaneous ventilation impacts on airborne transmission and identifies practical procedures to reduce infection risks in both clinical and non-clinical environments.

3.4.1. Clinical environment

Few studies investigated airflow impacts on airborne transmission without considering ventilation types. Noakes et al. [229] suggested a new approach to design ventilation in order to achieve a robust system against airborne transmission. The strategy calls for consideration of the whole hospital ward (multiple zones) instead of each room (the typical design approach in hospitals). This article investigated the impacts of ultraviolet devices, such as UVGI, on reducing contagion risks in interconnected spaces. The results revealed ultraviolet tools significantly reduced airborne transmission when these devices were located close to contamination sources in patient rooms rather than connections and corridors. Lim et al. [230] experimentally investigated the stack effect of ventilation on bioaerosol transmission in multi-storey hospitals, a critical issue due to the increasing number of high-rise hospitals. The stack effects on indoor airflow patterns and spreading contaminants from lower to upper floors were measured for different floors. The experiment reveals that there is a high potential of pathogen spread, so it needs to protect occupants against emitted bio-aerosol from patients on lower floors due to the increased chance of spreading contamination, supported by previously published simulation results [181,231]. There is a need for future studies on mitigating this risk; for example, the idea is to accommodate the most infectious patients on the highest floors, of course with separate elevators, to reduce the infection probability because of the stack effects.

3.4.2. Non-clinical environment

The importance of refreshing air by ventilation systems was investigated in public spaces. Harrichandra et al. [225] suggested two strategies, increasing outdoor clean air and wearing masks, as the best strategies to reduce infection risks in nail salons. This study modelled infection probability using the Wells-Riley equation for steady-state conditions, the quanta concentration for non-steady circumstances, and the correlation coefficient for statistical analysis. The results showed infection control strategies, such as wearing masks, physical distancing, and providing more clean air by ventilation systems as approved solutions for opening up businesses. These strategies can be beneficial since it would not be easy to offer simple rules for predicting the necessary ventilation rates to control indoor infections [232]. Dai and Zhao [233]

empirically examined the relation between ventilation rates and COVID-19 infection risks inside confined areas (i.e., buses and aircraft). This study investigated how wearing a mask impacts infection probability, widely investigated in the literature [234–236], and revealed that cleaner air and less exposure time significantly affect contagion probability. In addition to the provided clean air, airborne transmission routes have also been considered a critical factor. Gao et al. [237] employed a combination of the Susceptible Exposed Infectious Recovered (SEIR) epidemiological model [238] and the revised Wells–Riley equation to predict infection probability concerning airborne routes. This study underlined that indoor airflow distribution and clean air volume are vital parameters in controlling airborne transmission, causing a delay in respiratory outbreaks.

3.4.3. Concluding remarks

The following are the concluded points from the literature:

- > Clean air volume, air flow pattern, and exposure time are critical factors that affect infection probability [225,233,237].
- > Wearing a mask and using ultraviolet devices and air cleaners are recommended to reduce contagion risks [92,229].
- > Airborne transmission possibility between floors in high-rise buildings is reported in the literature [230], which could result in significant health impacts [239]. Therefore, it is suggested to consider stack effect and transmission possibility in multi-storey buildings, multi-compartment, and multi-zone environments.

4. Evaluation and estimation methods

Applied methods in the literature to evaluate ventilation strategies’ effects on indoor airborne transmission are addressed in this section. The purpose is to present statistical information and identify standard devices and techniques. Fig. 5 illustrates the most frequent methods to find the impacts of ventilation on aerosol spread through 131 shortlisted documents.

Fig. 5 shows that experimental analysis [88,240], numerical or computational [241], and a mix of numerical and experimental analysis [191] are the principal evaluation approaches applied to investigate ventilation impacts on airborne transmission. Empirical or analytical methods [242] also consist of around 12% of applied techniques in the literature. The Wells–Riley equation is a frequently used analytical

method to evaluate airborne transmission and infection risk. The literature indicates that the Wells–Riley equation [243], developed by Wells [244] and Riley [104], was mainly used to evaluate infection risks empirically [245].

The literature review shows that mentioned evaluation methods have mainly been applied to investigate the impacts of different ventilation strategies and designs on three critical parameters: (1) infection risk, (2) particle concentration and removal, and (3) airflow pattern and airborne transmission in indoor environments. Fig. 6 illustrates the proportion of articles to 131 shortlisted documents addressing these three factors under different ventilation modes.

Fig. 6 highlights that researchers have widely investigated particle concentration and airborne transmission under MV, NV, and MMV. In contrast, infection risk was the core of the studies on PV systems.

As shown in Fig. 5, more than 65% of the shortlisted studies experimentally and/or numerically evaluated ventilation systems’ effects on airborne transmission. The details of these experiments and simulations are provided in Table A1 and Table A2, as supplementary material, in Appendix A. Fig. 7 illustrates statistical information about the proportion of different experimental setups and methods, as well as simulation solutions and targets.

Fig. 7 highlights that 64% of conducted experiments were set up in test chambers. This figure shows there was no study to evaluate the impacts of PV systems in real environments, and these systems have only been investigated in test chambers. So, there is a need to implement PV in practice and study in detail its performance, which the first attempt was conducted in Ref. [246]. Fig. 7 also underlines tracer gas methods as the most common method utilized to investigate the impacts of ventilation systems. Regarding modellings, although steady-state simulations and a combination of steady-state and transient solutions were applied in 92% of studies, transient simulation was dominant in evaluating PV systems. Fig. 7 also indicates that around half of numerical studies were conducted to track indoor particles.

5. Discussion and future direction

The present article critically reviewed the literature to examine ventilation impacts on airborne transmission as the most important way of spreading aerosols, which also move larger particles in indoor environments. Utilized ventilation strategies and critical ventilation design features in the literature were explored to investigate how it is possible

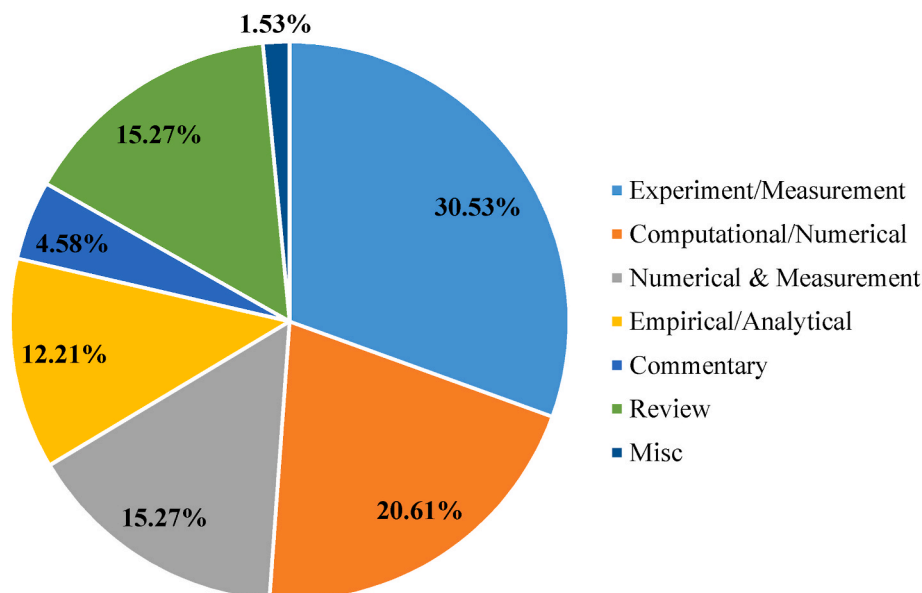


Fig. 5. The proportion of utilized evaluation methods.

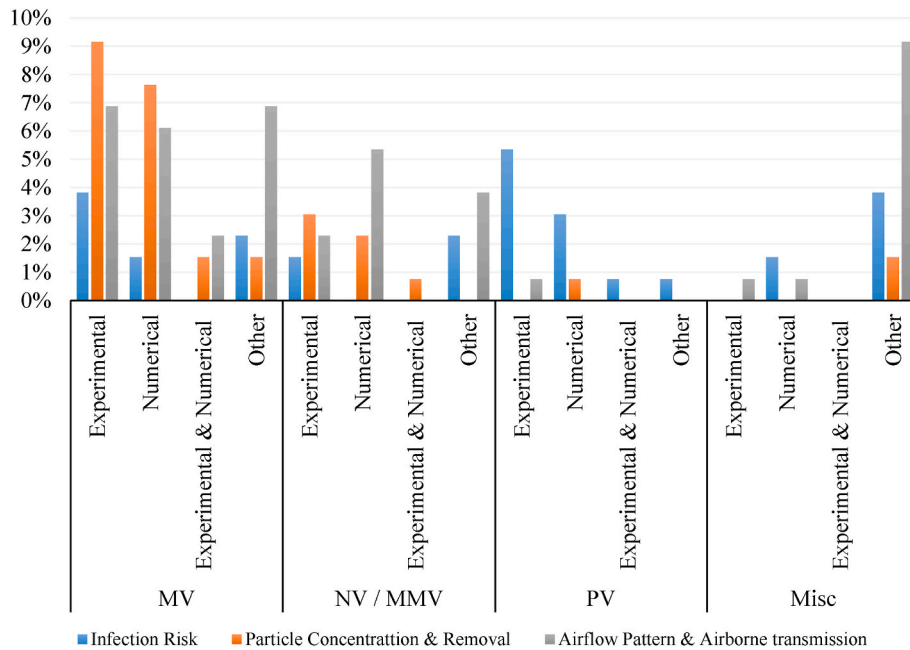


Fig. 6. The proportion of utilized evaluation methods.

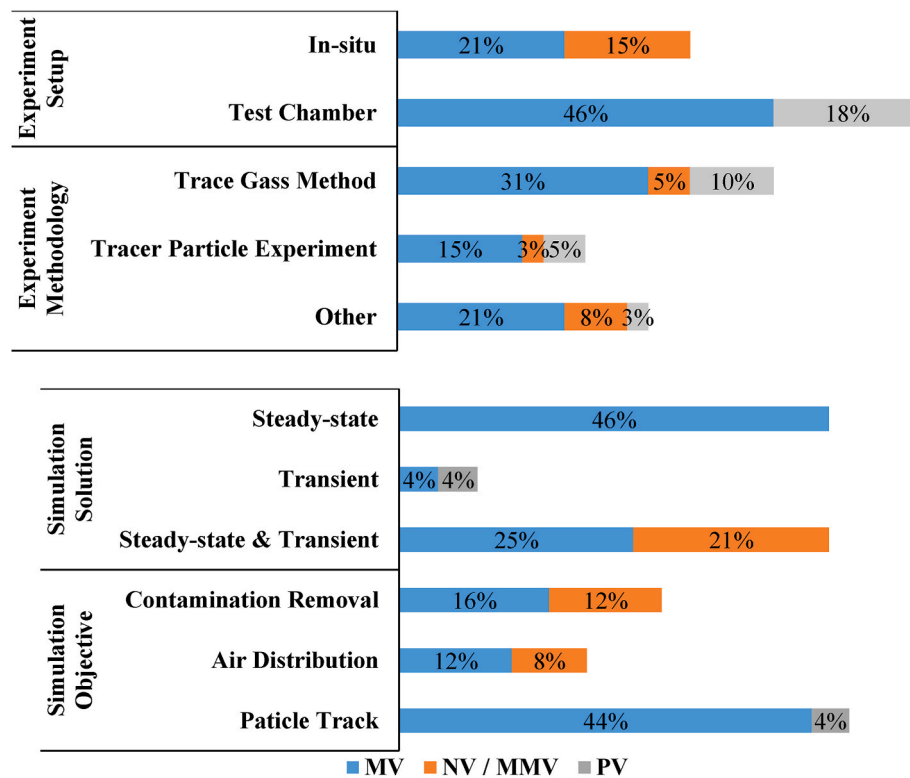


Fig. 7. Utilized experiment and simulation details.

to control airborne transmission and mitigate infection risks in clinical and non-clinical environments. The review first underlined ventilation systems' significant impacts on spreading aerosols and infection probability. The literature emphasized that all ventilation systems with a proper design with regard to airborne transmission could reduce particle concentration and infection likelihood and improve IAQ.

This manuscript showed that most previous studies addressed MV strategies, particularly for clinical environments. Although the current

ventilation standards and guidelines state minimum ventilation rate as the requirements, the literature emphasizes that ACH and ventilation rate cannot be considered the sole indicator for designing a proper ventilation system concerning airborne transmission. The literature review suggested designing ventilation systems by optimizing design parameters, including ACH, ventilation rate, airflow pattern, inlet and exhaust (number and location), particle concentration, and infection risk. Particle level and size can also be another constraint that

significantly impacts MV performance in reducing infection risks and controlling airborne transmission. There is also evidence that MV design, particularly selecting proper filter and ventilation rate, can affect ventilation performance based on the expected particle sizes in different building functions.

The literature review underlined inexpensive architectural retrofits, such as changing the exhaust locations, and new strategies like a central duct could significantly increase organized NV and MMV efficiency for removing contaminants, particularly in high-risk environments. The review highlighted the need to enhance the existing guideline for NV and MMV designing parameters and provide more information about minimum requirements for ventilation based on airborne transmission risks in indoor environments. The literature review suggested using air purifiers in naturally ventilated indoor environments can significantly improve performance in removing contaminations. Evidence shows that the stack effect and airborne transmission can transport aerosols between floors (infiltration/exfiltration); hence, new ideas to prevent contagious, like accommodating patients on higher floors, could be helpful.

The review recognized PV as a practical and reliable ventilation strategy to reduce cross-infection risk; however, a few studies investigated PV applications in public environments, particularly clinical spaces (i.e., close to patients' beds), potential environments for using PV facilities. Well-designed PV systems can easily be associated with the current ventilation systems and improve whole ventilation performance in reducing cross-infection even in high-density public areas. The literature review recommended optimizing PV system design based on critical parameters, such as occupants' position (i.e., seats in offices and patients' beds in hospitals), distance to PV facilities, and exhaust location. Some studies suggested more than one exhaust in PV systems and local exhausts. PV-PE system or personalized exhaust for occupants could be an example that showed a higher performance than ordinary PV systems.

The literature recommends applying filters and decontamination devices for ventilation systems to remove particles [247]. Decontamination tools should be associated with different ventilation strategies in zones with higher aerosol concentrations, such as clinical spaces, to make them more efficient in reducing pollution. Selecting filter types and ventilation rates based on the building's function could improve ventilation performance in removing particles. The literature also discovered that ventilation rate should be optimized based on air recirculation, contamination concentration, and indoor infection probability indices, as well as existing particle size, depending on the buildings' location, building functionalities, and types. Regarding evaluation and estimation methods, the review revealed that tracer gas, PIV, and smoke flow visualizations had been the most applied experimental methods to picture airborne transmission and particle concentration to examine different scenarios. Regarding simulations, researchers used Eulerian and Lagrangian DPM to predict airborne transmission, and a combination of steady-state and transient simulation showed an excellent capability to illustrate aerosol spread.

The key areas of further research, as highlighted in this paper, include:

- 1 Designing MV with several inlets and exhausts and investigating the number, location, and distance to occupants' places (i.e., patients' beds) concerning particles' considerations and infection probability indices.
- 2 Evaluating the effects of HEPA filters on controlling pathogen spread in clinical spaces with regards to the energy efficiency of MV systems (HEPA filters have adverse implications for pressure drop and cause higher energy use). This study may result in suggesting alternatives to high-efficiency filters.
- 3 Investigating the impacts of air purifiers and their best locations under NV and MMV based on their performance in removing contaminations and energy usage.

- 4 Assessing the effects of cooling assist devices, such as ceiling fans, on mixing fresh and contaminated air, as well as spreading contaminants and particles concentration.
- 5 Conducting research on PV systems' role in shifting the ventilation paradigm from central HVAC systems to occupants-based and reducing respiratory infection [30].
- 6 Suggesting new amendments to current legislation for ventilation based on building classes (functions and occupants' type and stay), refer to Australian and international codes.

6. Conclusion

The current review paper investigated ventilation effects on airborne transmission in clinical and non-clinical environments and examined the practical and efficient ventilation strategies for controlling the spread. The review showed all ventilation strategies (MV, NV, MMV, and PV) more or less could be efficient for removing contaminations if the essential design features were optimized based on airborne transmission, particle concentration, and infection risks in indoor spaces. This article underlined the exhaust's number and location (distance to the occupants), ventilation rates, and indoor airflow pattern (recirculation) as critical elements for optimizing ventilation systems based on the aerosol spread and particle concentration. This article highlighted that innovative ventilation strategies, such as novel PV systems (i.e., PV-PE), could considerably improve occupants' wellbeing in indoor spaces and suggested PV as a practical strategy to shift the ventilation paradigm to safer occupants-based systems concerning airborne transmission. The review also recommended that a combination of ventilation systems and engineering controls, such as decontamination devices and filtration, reduce contamination concentration if these decontamination facilities were selected based on building functionalities and the expected level and size of particles. The study recommends a future direction for researching the possibility of shifting the ventilation paradigm from space-based central systems to occupant-based design to reduce infection risks in indoor spaces. This article can contribute to controlling aerosol transmission, the main route of virus-laden particles spread over ventilation.

CRediT authorship contribution statement

Nima Izadyar: Writing – review & editing, Resources, Writing – original draft, Formal analysis, Investigation, Methodology. **Wendy Miller:** Writing – review & editing, Supervision, Methodology, Formal analysis.

Declaration of competing interest

The authors declare that they have no known competing financial interests or personal relationships that could have appeared to influence the work reported in this paper.

Appendix A. Supplementary data

Supplementary data to this article can be found online at <https://doi.org/10.1016/j.buildenv.2022.109158>.

References

- [1] World Health Organization (WHO), Statement on the Second Meeting of the International Health Regulations (2005) Emergency Committee Regarding the Outbreak of Novel Coronavirus (2019-nCoV), World Health Organization (WHO), 2020.
- [2] World Health Organization (WHO), Novel Coronavirus (2019-nCoV) Situation Report - 10, Novel Coronavirus (2019-nCoV) Situation Report, 2020.
- [3] Johns Hopkins University, COVID-19 Dashboard by the Center for Systems Science and Engineering, (CSSE) Johns Hopkins University (JHU), 2021.

- [4] S. Correia, S. Luck, E. Verner, Pandemics Depress the Economy, Public Health Interventions Do Not: Evidence from the 1918 Flu, *Public Health Interventions Do Not: Evidence from the, 1918*.
- [5] N.H. Leung, Transmissibility and transmission of respiratory viruses, *Nat. Rev. Microbiol.* 19 (8) (2021) 528–545.
- [6] W.H. Organization, Infection Prevention and Control of Epidemic-And Pandemic-Prone Acute Respiratory Infections in Health Care, World Health Organization, 2014.
- [7] M. Kriegl, U. Buchholz, P. Gastmeier, P. Bischoff, I. Abdelgawad, A. Hartmann, Predicted Infection Risk for Aerosol Transmission of Sars-COV-2, *MedRxiv*, 2020.
- [8] B. Yang, A.K. Melikov, A. Kabanshi, C. Zhang, F.S. Bauman, G. Cao, H. Awbi, H. Wigö, J. Niu, K.W.D. Cheong, A review of advanced air distribution methods-theory, practice, limitations and solutions, *Energy Build.* 202 (2019), 109359.
- [9] H. Qian, X. Zheng, Ventilation control for airborne transmission of human exhaled bio-aerosols in buildings, *J. Thorac. Dis.* 10 (Suppl 19) (2018), S2295.
- [10] R.K. Bhagat, M.D. Wykes, S.B. Dalziel, P. Linden, Effects of ventilation on the indoor spread of COVID-19, *J. Fluid Mech.* 903 (2020).
- [11] Y. Li, G.M. Leung, J. Tang, X. Yang, C. Chao, J.Z. Lin, J. Lu, P.V. Nielsen, J. Niu, H. Qian, Role of ventilation in airborne transmission of infectious agents in the built environment-a multidisciplinary systematic review, *Indoor Air* 17 (1) (2007) 2–18.
- [12] G.A. Somsen, C. van Rijn, S. Kooij, R.A. Bem, D. Bonn, Small droplet aerosols in poorly ventilated spaces and SARS-CoV-2 transmission, *Lancet Respir. Med.* 8 (7) (2020) 658–659.
- [13] H. Nishiura, H. Oshitani, T. Kobayashi, T. Saito, T. Sunagawa, T. Matsui, T. Wakita, M. COVID, R. Team, M. Suzuki, Closed Environments Facilitate Secondary Transmission of Coronavirus Disease 2019 (COVID-19), *MedRxiv*, 2020.
- [14] P. Carrer, P. Wargocki, A. Fanetti, W. Bischof, E.D.O. Fernandes, T. Hartmann, S. Kephelopoulou, S. Palkonen, O. Seppänen, What does the scientific literature tell us about the ventilation-health relationship in public and residential buildings? *Build. Environ.* 94 (2015) 273–286.
- [15] W.W. Nazaroff, Indoor particle dynamics, *Indoor Air* 14 (Supplement 7) (2004) 175–183.
- [16] B. Blocken, T. van Druenen, A. Ricci, L. Kang, T. van Hooff, P. Qin, L. Xia, C. A. Ruiz, J. Arts, J. Diepens, Ventilation and air cleaning to limit aerosol particle concentrations in a gym during the COVID-19 pandemic, *Build. Environ.* 193 (2021), 107659.
- [17] N. Mingotti, D. Grogono, G. dello Ioio, M. Curran, K. Barbour, M. Taveira, J. Rudman, C.S. Haworth, R.A. Floto, A.W. Woods, The impact of hospital-ward ventilation on airborne-pathogen exposure, *Am. J. Respir. Crit. Care Med.* 203 (6) (2021) 766–769.
- [18] J.F. Meadow, A.E. Altrichter, S.W. Kembel, J. Kline, G. Mhuireach, M. Moriyama, D. Northcutt, T.K. O'Connor, A.M. Womack, G. Brown, Indoor airborne bacterial communities are influenced by ventilation, occupancy, and outdoor air source, *Indoor Air* 24 (1) (2014) 41–48.
- [19] F. Chirico, A. Sacco, N.L. Bragazzi, N. Magnavita, Can air-conditioning systems contribute to the spread of SARS/MERS/COVID-19 infection? Insights from a rapid review of the literature, *Int. J. Environ. Res. Publ. Health* 17 (17) (2020) 6052.
- [20] L. Morawska, J.W. Tang, W. Bahnfleth, P.M. Bluyssen, A. Boerstra, G. Buonanno, J. Cao, S. Dancer, A. Floto, F. Franchimon, How can airborne transmission of COVID-19 indoors be minimised? *Environ. Int.* 142 (2020), 105832.
- [21] F. Memarzadeh, Literature review of the effect of temperature and humidity on viruses, *ASHRAE Transact.* 118 (1) (2012).
- [22] K. Azuma, U. Yanagi, N. Kagi, H. Kim, M. Ogata, M. Hayashi, Environmental factors involved in SARS-CoV-2 transmission: effect and role of indoor environmental quality in the strategy for COVID-19 infection control, *Environ. Health Prev. Med.* 25 (1) (2020) 1–16.
- [23] M. Trancossi, C. Carli, G. Cannistraro, J. Pascoa, S. Sharma, Could thermodynamics and heat and mass transfer research produce a fundamental step advance toward and significant reduction of SARS-COV-2 spread? *Int. J. Heat Mass Tran.* 170 (2021), 120983.
- [24] A. Spina, L. Palombi, M. Corcione, M. Carestia, V.A. Spina, On the optimal indoor air conditions for SARS-CoV-2 inactivation. An enthalpy-based approach, *Int. J. Environ. Res. Publ. Health* 17 (17) (2020) 6083.
- [25] W.H. Organization, Development of WHO Guidelines for Indoor Air Quality, Report on a working group meeting, Bonn, Germany, 2006, pp. 23–24.
- [26] W.H. Organization, Clinical Management of Severe Acute Respiratory Infection (SARI) when COVID-19 Disease Is Suspected: Interim Guidance, 13 March 2020, World Health Organization, 2020.
- [27] World Health Organization (WHO), Coronavirus Disease (COVID-19) Advice for the Public, World Health Organization (WHO), 2020.
- [28] W.H. Organization, Modes of Transmission of Virus Causing COVID-19: Implications for IPC Precaution Recommendations: Scientific Brief, 29 March 2020, World Health Organization, 2020.
- [29] A.K. Melikov, COVID-19: reduction of airborne transmission needs paradigm shift in ventilation, *Build. Environ.* 186 (2020), <https://doi.org/10.1016/j.buildenv.2020.107336>.
- [30] L. Morawska, J. Allen, W. Bahnfleth, P.M. Bluyssen, A. Boerstra, G. Buonanno, J. Cao, S.J. Dancer, A. Floto, F. Franchimon, A paradigm shift to combat indoor respiratory infection, *Science* 372 (6543) (2021) 689–691.
- [31] A.K. Melikov, Advanced air distribution, *ASHRAE J.* 53 (11) (2011) 73–77.
- [32] J.C. Luongo, K.P. Fennelly, J.A. Keen, Z.J. Zhai, B.W. Jones, S.L. Miller, Role of mechanical ventilation in the airborne transmission of infectious agents in buildings, *Indoor Air* 26 (5) (2016) 666–678.
- [33] T. Ben-David, M.S. Waring, Impact of natural versus mechanical ventilation on simulated indoor air quality and energy consumption in offices in fourteen US cities, *Build. Environ.* 104 (2016) 320–336.
- [34] C. Gilkeson, M. Camargo-Valero, L. Pickin, C. Noakes, Measurement of ventilation and airborne infection risk in large naturally ventilated hospital wards, *Build. Environ.* 65 (2013) 35–48.
- [35] T. Lipinski, D. Ahmad, N. Serey, H. Jouhara, Review of ventilation strategies to reduce the risk of disease transmission in high occupancy buildings, *Int. J. ThermoFluids* (2020), 100045.
- [36] Z. Li, H. Wang, W. Zheng, B. Li, Y. Wei, J. Zeng, C. Lei, A tracing method of airborne bacteria transmission across built environments, *Build. Environ.* 164 (2019), 106335.
- [37] Z. Jiao, S. Yuan, C. Ji, M.S. Mannan, Q. Wang, Optimization of dilution ventilation layout design in confined environments using Computational Fluid Dynamics (CFD), *J. Loss Prev. Process. Ind.* 60 (2019) 195–202.
- [38] J. Mao, N. Gao, The airborne transmission of infection between flats in high-rise residential buildings: a review, *Build. Environ.* 94 (2015) 516–531.
- [39] T. Yang, D.J. Clements-Croome, Natural ventilation in built environment, *Sustain. Built Environ.* (2020) 431–464.
- [40] Y. Chartier, C. Pessoa-Silva, Natural Ventilation for Infection Control in Health-Care Settings, 2009.
- [41] H. Levin, Natural Ventilation: Theory, Building Ecology Research Group, Santa Cruz, California, US, 2009.
- [42] D.W. Etheridge, M. Sandberg, Building Ventilation: Theory and Measurement, John Wiley & Sons Chichester, UK, 1996.
- [43] Z.D. Bolashikov, A.K. Melikov, Methods for indoor air disinfection and purification from airborne pathogens for application in HVAC systems, in: Proceedings of the Sixth International Conference on Indoor Air Quality, Ventilation & Energy Conservation in Buildings, Citeseer, 2007, pp. 565–573.
- [44] A.K. Melikov, Personalized ventilation, *Indoor Air* 14 (2004) 157–167.
- [45] T. Lin, O.A. Zargar, K.-Y. Lin, O. Juiña, D.L. Sabusap, S.-C. Hu, G. Leggett, An experimental study of the flow characteristics and velocity fields in an operating room with laminar airflow ventilation, *J. Build. Eng.* 29 (2020), 101184.
- [46] F. Berlanga, M.R. de Adana, I. Olmedo, J. Villafrauela, J. San José, F. Castro, Experimental evaluation of thermal comfort, ventilation performance indices and exposure to airborne contaminant in an airborne infection isolation room equipped with a displacement air distribution system, *Energy Build.* 158 (2018) 209–221.
- [47] J.M. Villafrauela, I. Olmedo, F.A. Berlanga, M. Ruiz de Adana, Assessment of displacement ventilation systems in airborne infection risk in hospital rooms, *PLoS One* 14 (1) (2019), e0211390.
- [48] R.K. Bhagat, P. Linden, Displacement ventilation: a viable ventilation strategy for makeshift hospitals and public buildings to contain COVID-19 and other airborne diseases, *R. Soc. Open Sci.* 7 (9) (2020), 200680.
- [49] E. Mundt, H.M. Mathisen, P.V. Nielsen, A. Moser, Ventilation Effectiveness, Rehva, 2004.
- [50] Y. Yin, W. Xu, J.K. Gupta, A. Guity, P. Marmion, A. Manning, B. Gulick, X. Zhang, Q. Chen, Experimental study on displacement and mixing ventilation systems for a patient ward, *HVAC R Res.* 15 (6) (2009) 1175–1191.
- [51] S. Liu, A Protected Occupied Zone Ventilation System to Prevent the Transmission of Coughed Particles, 2014.
- [52] G. Cao, K. Sirén, S. Kilpeläinen, Modelling and experimental study of performance of the protected occupied zone ventilation, *Energy Build.* 68 (2014) 515–531.
- [53] G. Cao, J. Heikkinen, H. Järnström, Protection of office workers from exposure to respiratory diseases by a novel ventilation system, *Proc. Indoor Air* 2 (2011) 1574–1579.
- [54] A. Aganovic, M. Steffensen, G. Cao, CFD study of the air distribution and occupant draught sensation in a patient ward equipped with protected zone ventilation, *Build. Environ.* 162 (2019), 106279.
- [55] H. Wang, H. Qian, R. Zhou, X. Zheng, A Novel Circulated Air Curtain System to Confine the Transmission of Exhaled Contaminants: A Numerical and Experimental Investigation, *Building Simulation*, Springer, 2020, pp. 1425–1437.
- [56] V. Gupta, A. Sahani, B. Mohan, G. Wander, Negative pressure aerosol containment box: an innovation to reduce COVID-19 infection risk in healthcare workers, *J. Anaesthesiol. Clin. Pharmacol.* 36 (Suppl 1) (2020) S144.
- [57] F.J. Offermann, A. Eagan, A.C. Offermann, S.S. Subhash, S.L. Miller, L. J. Radonovich, Potential airborne pathogen transmission in a hospital with and without surge control ventilation system modifications, *Build. Environ.* 106 (2016) 175–180.
- [58] S.J. Emmerich, D. Heinzerling, J.-i. Choi, A.K. Persily, Multizone modeling of strategies to reduce the spread of airborne infectious agents in healthcare facilities, *Build. Environ.* 60 (2013) 105–115.
- [59] J. Pantelic, Designing for airborne infection control, *ASHRAE J.* 61 (7) (2019) 64–65.
- [60] F. Memarzadeh, W. Xu, Role of Air Changes Per Hour (ACH) in Possible Transmission of Airborne Infections, *Building Simulation*, Springer, 2012, pp. 15–28.
- [61] A. Jurelionis, L. Gagytė, T. Prasauskas, D. Čiuzas, E. Krugly, Š. Šeduikytė, D. Martuzevičius, The impact of the air distribution method in ventilated rooms on the aerosol particle dispersion and removal: the experimental approach, *Energy Build.* 86 (2015) 305–313.
- [62] L.D. Knibbs, L. Morawska, S.C. Bell, P. Grzybowski, Room ventilation and the risk of airborne infection transmission in 3 health care settings within a large teaching hospital, *Am. J. Infect. Contr.* 39 (10) (2011) 866–872.

- [63] C.H. Cheong, S. Lee, Case study of airborne pathogen dispersion patterns in emergency departments with different ventilation and partition conditions, *Int. J. Environ. Res. Publ. Health* 15 (3) (2018) 510.
- [64] W. Li, A. Chong, T. Hasama, L. Xu, B. Lasternas, K.W. Tham, K.P. Lam, Effects of ceiling fans on airborne transmission in an air-conditioned space, *Build. Environ.* 198 (2021), 107887.
- [65] F. Wang, I. Permana, D. Rakshit, B.Y. Prasetyo, Investigation of airflow distribution and contamination control with different schemes in an operating room, *Atmosphere* 12 (12) (2021) 1639.
- [66] C. Wang, S. Holmberg, S. Sadrizadeh, Numerical study of temperature-controlled airflow in comparison with turbulent mixing and laminar airflow for operating room ventilation, *Build. Environ.* 144 (2018) 45–56.
- [67] N.K. Kim, D.H. Kang, W. Lee, H.W. Kang, Airflow pattern control using artificial intelligence for effective removal of indoor airborne hazardous materials, *Build. Environ.* (2021), 108148.
- [68] J. Pantelic, K.W. Tham, Adequacy of air change rate as the sole indicator of an air distribution system's effectiveness to mitigate airborne infectious disease transmission caused by a cough release in the room with overhead mixing ventilation: a case study, *HVAC R Res.* 19 (8) (2013) 947–961.
- [69] L. Anghel, C.-G. Popovici, C. Stătescu, R. Sascău, M. Verdeș, V. Ciocan, I.-L. Șerban, M.A. Mărănduță, S.-V. Hudișteanu, F.-E. Țurcanu, Impact of HVAC systems on the dispersion of infectious aerosols in a cardiac intensive care unit, *Int. J. Environ. Res. Publ. Health* 17 (18) (2020) 6582.
- [70] J. Ren, Y. Wang, Q. Liu, Y. Liu, Numerical study of three ventilation strategies in a prefabricated COVID-19 inpatient ward, *Build. Environ.* 188 (2021), 107467.
- [71] A.K. Sahu, T.N. Verma, S.L. Sinha, Numerical simulation of air flow in multiple beds intensive care unit of hospital, *Int. J. Automot. Mech. Eng.* 16 (2) (2019) 6796–6807.
- [72] H. Qian, Y. Li, P.V. Nielsen, C.E. Hyldgaard, Dispersion of exhalation pollutants in a two-bed hospital ward with a downward ventilation system, *Build. Environ.* 43 (3) (2008) 344–354.
- [73] P.V. Nielsen, Y. Li, M. Buus, F.V. Winther, Risk of cross-infection in a hospital ward with downward ventilation, *Build. Environ.* 45 (9) (2010) 2008–2014.
- [74] J.M. Villafraña, F. Castro, J.F. San José, J. Saint-Martin, Comparison of air change efficiency, contaminant removal effectiveness and infection risk as IAQ indices in isolation rooms, *Energy Build.* 57 (2013) 210–219.
- [75] F. Romano, L. Marocco, J. Gustén, C.M. Joppolo, Numerical and experimental analysis of airborne particles control in an operating theater, *Build. Environ.* 89 (2015) 369–379.
- [76] D. Norm, DIN 1946-4: 2008-12. Ventilation and Air Conditioning—Part 4: Ventilation in Buildings and Rooms of Health Care, 2008.
- [77] J. Eslami, A. Abbassi, M. Saidi, Numerical simulation of the effect of visitor's movement on bacteria-carrying particles distribution in hospital isolation room, *Sci. Iran.* 24 (3) (2017) 1160–1170.
- [78] B. Sajadi, M.H. Saidi, G. Ahmadi, Computer modeling of the operating room ventilation performance in connection with surgical site infection, *Sci. Iran.* 27 (2) (2020) 704–714.
- [79] D.S. Thatiparti, U. Ghia, K.R. Mead, Computational fluid dynamics study on the influence of an alternate ventilation configuration on the possible flow path of infectious cough aerosols in a mock airborne infection isolation room, *Sci. Technol. Built Environ.* 23 (2) (2017) 355–366.
- [80] Y. Li, X. Huang, I. Yu, T. Wong, H. Qian, Role of air distribution in SARS transmission during the largest nosocomial outbreak in Hong Kong, *Indoor Air* 15 (2) (2005) 83–95.
- [81] J. Shen, M. Kong, B. Dong, M.J. Birnkrant, J. Zhang, A systematic approach to estimating the effectiveness of multi-scale IAQ strategies for reducing the risk of airborne infection of SARS-CoV-2, *Build. Environ.* 200 (2021), 107926.
- [82] J. Jiang, T. Wu, D.N. Wagner, P.S. Stevens, H.J. Huber, A. Tasoglou, B.E. Boor, Investigating how occupancy and ventilation mode influence the dynamics of indoor air pollutants in an office environment, *ASHRAE Transact.* 126 (1) (2020).
- [83] K. Conson, M. Li, V. Chan, A.C. Lai, Influence of mechanical ventilation system on indoor carbon dioxide and particulate matter concentration, *Build. Environ.* 76 (2014) 73–80.
- [84] L.T. Wong, K.W. Mui, W. Chan, An energy impact assessment of ventilation for indoor airborne bacteria exposure risk in air-conditioned offices, *Build. Environ.* 43 (11) (2008) 1939–1944.
- [85] L.T. Wong, K.W. Mui, P. Hui, A statistical model for characterizing common air pollutants in air-conditioned offices, *Atmos. Environ.* 40 (23) (2006) 4246–4257.
- [86] D. Licina, A. Melikov, K.W. Tham, C. Sekhar, Airflow characteristics and pollution distribution around a thermal manikin—impact of specific personal and indoor environmental factors, *ASHRAE Transact.* 122 (1) (2016).
- [87] I. Olmedo, P.V. Nielsen, M. Ruiz de Adana, R.L. Jensen, The risk of airborne cross-infection in a room with vertical low-velocity ventilation, *Indoor Air* 23 (1) (2013) 62–73.
- [88] Z. Ai, K. Hashimoto, A.K. Melikov, Airborne transmission between room occupants during short-term events: measurement and evaluation, *Indoor Air* 29 (4) (2019) 563–576.
- [89] Z. Ai, T. Huang, A. Melikov, Airborne transmission of exhaled droplet nuclei between occupants in a room with horizontal air distribution, *Build. Environ.* 163 (2019), 106328.
- [90] I. Olmedo, P.V. Nielsen, M. Ruiz de Adana, R.L. Jensen, P. Grzelecki, Distribution of exhaled contaminants and personal exposure in a room using three different air distribution strategies, *Indoor Air* 22 (1) (2012) 64–76.
- [91] L. Xiaoping, N. Jianlei, G. Naiping, Spatial distribution of human respiratory droplet residuals and exposure risk for the co-occupant under different ventilation methods, *HVAC R Res.* 17 (4) (2011) 432–445.
- [92] V. Akbari, M. Salmazadeh, Numerical evaluation of the effect of air distribution system and location on performance of a portable air cleaner, *Sci. Technol. Built Environ.* 25 (1) (2019) 34–45.
- [93] A.K. Melikov, Z. Ai, D. Markov, Intermittent occupancy combined with ventilation: an efficient strategy for the reduction of airborne transmission indoors, *Sci. Total Environ.* 744 (2020), 140908.
- [94] A. Zivelonghi, M. Lai, Optimizing Ventilation Cycles to Control Airborne Transmission Risk of SARS-CoV2 in School Classrooms, medRxiv, 2021, 2020.12.19.20248493.
- [95] Y. Lv, H. Wang, Y. Zhou, H. Yoshino, H. Yonekura, R. Takaki, G. Kurihara, The influence of ventilation mode and personnel walking behavior on distribution characteristics of indoor particles, *Build. Environ.* 149 (2019) 582–591.
- [96] C. Ren, C. Xi, J. Wang, Z. Feng, F. Nasiri, S.-J. Cao, F. Haghighat, Mitigating COVID-19 Infection Disease Transmission in Indoor Environment Using Physical Barriers, *Sustainable Cities and Society*, 2021, 103175.
- [97] G. Buonanno, L. Stabile, L. Morawski, Estimation of airborne viral emission: quanta emission rate of SARS-CoV-2 for infection risk assessment, *Environ. Int.* 141 (2020), 105794.
- [98] M. Mirzaie, E. Lakzian, A. Khan, M.E. Warkiani, O. Mahian, G. Ahmadi, COVID-19 spread in a classroom equipped with partition-A CFD approach, *J. Hazard Mater.* (2021), 126587.
- [99] X. Tian, Q. Ou, C. Pei, Z. Li, J. Liu, Y. Liang, D.Y. Pui, Effect of main-stage filter media selection on the loading performance of a two-stage filtration system, *Build. Environ.* 195 (2021), 107745.
- [100] P.M. Bluyssen, M. Ortiz, D. Zhang, The effect of a mobile HEPA filter system on 'infectious' aerosols, sound and air velocity in the SenseLab, *Build. Environ.* 188 (2021), 107475.
- [101] L.F. Pease, N. Wang, T.I. Salisbury, R.M. Underhill, J.E. Flaherty, A. Vlachokostas, G. Kulkarni, D.P. James, Investigation of potential aerosol transmission and infectivity of SARS-CoV-2 through central ventilation systems, *Build. Environ.* 197 (2021), 107633.
- [102] A. Mohammadi Nafchi, V. Blouin, N. Kaye, A. Metcalf, K. Van Valkinburgh, E. Mousavi, Room HVAC influences on the removal of airborne particulate matter: implications for school reopening during the COVID-19 pandemic, *Energies* 14 (22) (2021) 7463.
- [103] P. Azimi, B. Stephens, HVAC filtration for controlling infectious airborne disease transmission in indoor environments: predicting risk reductions and operational costs, *Build. Environ.* 70 (2013) 150–160.
- [104] E. Riley, G. Murphy, R. Riley, Airborne spread of measles in a suburban elementary school, *Am. J. Epidemiol.* 107 (5) (1978) 421–432.
- [105] H. Dai, B. Zhao, Association of Infected Probability of COVID-19 with Ventilation Rates in Confined Spaces: a Wells-Riley Equation Based Investigation, medRxiv, 2020.
- [106] S. Zhang, Z. Lin, Dilution-based evaluation of airborne infection risk-Thorough expansion of Wells-Riley model, *Build. Environ.* 194 (2021), 107674.
- [107] G.N. Sze To, C.Y.H. Chao, Review and comparison between the Wells-Riley and dose-response approaches to risk assessment of infectious respiratory diseases, *Indoor Air* 20 (1) (2010) 2–16.
- [108] P. Shrestha, J.W. DeGraw, M. Zhang, X. Liu, Multizonal modeling of SARS-CoV-2 aerosol dispersion in a virtual office building, *Build. Environ.* 206 (2021), 108347.
- [109] Victorian Health Building Authority, HVAC SYSTEM STRATEGIES TO AIRBORNE INFECTIOUS OUTBREAKS, Victorian Health and Human Services Building Authority, Victorian Health Building Authority, 2020.
- [110] W.B. Faulkner, F. Memarzadeh, G. Riskowski, A. Kalbasi, A. Ching-Zu Chang, Effects of air exchange rate, particle size and injection place on particle concentrations within a reduced-scale room, *Build. Environ.* 92 (2015) 246–255.
- [111] A. Aganovic, Y. Bi, G. Cao, F. Drangsholt, J. Kurnitski, P. Wargocki, Estimating the impact of indoor relative humidity on SARS-CoV-2 airborne transmission risk using a new modification of the Wells-Riley model, *Build. Environ.* 205 (2021), 108278.
- [112] X. Shao, S. Liang, J. Zhao, H. Wang, H. Fan, H. Zhang, G. Cao, X. Li, Experimental investigation of particle dispersion in cleanrooms of electronic industry under different area ratios and speeds of fan filter units, *J. Build. Eng.* 43 (2021), 102590.
- [113] J. Cho, Investigation on the contaminant distribution with improved ventilation system in hospital isolation rooms: effect of supply and exhaust air diffuser configurations, *Appl. Therm. Eng.* 148 (2019) 208–218.
- [114] W. Zoon, M. Loomans, J. Hensen, Testing the effectiveness of operating room ventilation with regard to removal of airborne bacteria, *Build. Environ.* 46 (12) (2011) 2570–2577.
- [115] A. Aganovic, G. Cao, Evaluation of airborne contaminant exposure in a single-bed isolation ward equipped with a protected occupied zone ventilation system, *Indoor Built Environ.* 28 (8) (2019) 1092–1103.
- [116] H. Qian, Y. Li, P.V. Nielsen, C.-E. Hyldgaard, T.W. Wong, A. Chwang, Dispersion of exhaled droplet nuclei in a two-bed hospital ward with three different ventilation systems, *Indoor Air* 16 (2) (2006) 111–128.
- [117] S. Zhu, J. Srebric, J.D. Spengler, P. Demokritou, An advanced numerical model for the assessment of airborne transmission of influenza in bus microenvironments, *Build. Environ.* 47 (2012) 67–75.
- [118] D. Kopec, *Health and Well-Being for Interior Architecture*, Taylor & Francis, 2017.
- [119] T.S. Larsen, *Natural Ventilation Driven by Wind and Temperature Difference*, 2006.
- [120] T.S. Larsen, P. Heiselberg, Single-sided natural ventilation driven by wind pressure and temperature difference, *Energy Build.* 40 (6) (2008) 1031–1040.

- [121] N. Izadyar, W. Miller, B. Rismanchi, V. Garcia-Hansen, Impacts of façade openings' geometry on natural ventilation and occupants' perception: a review, *Build. Environ.* 170 (2020), 106613.
- [122] B.R. Hughes, H.N. Chaudhry, S.A. Ghani, A review of sustainable cooling technologies in buildings, *Renew. Sustain. Energy Rev.* 15 (6) (2011) 3112–3120.
- [123] C.A. Short, S. Al-Maiyah, Design strategy for low-energy ventilation and cooling of hospitals, *Build. Res. Inf.* 37 (3) (2009) 264–292.
- [124] A.R. Escombe, C.C. Oeser, R.H. Gilman, M. Navincopa, E. Ticona, W. Pan, C. Martínez, J. Chacaltana, R. Rodríguez, D.A. Moore, Natural ventilation for the prevention of airborne contagion, *PLoS Med.* 4 (2) (2007) e68.
- [125] A. Pacitto, F. Amato, T. Moreno, M. Pandolfi, A. Fonseca, M. Mazaheri, L. Stabile, G. Buonanno, X. Querol, Effect of ventilation strategies and air purifiers on the children's exposure to airborne particles and gaseous pollutants in school gyms, *Sci. Total Environ.* 712 (2020), 135673.
- [126] E.S. Wijaya, Natural ventilation optimization study in mechanically ventilated studio apartment room in Surabaya, *J. Appl. Sci. Eng.* 25 (1) (2021) 141–149.
- [127] M. Sarmadi, K. Yaghmaeian, R. Nabizadeh, K. Naddafi, R. Saedi, S. Yousefzadeh, Investigation of natural ventilation potential in different hospital wards affiliated to Tehran university of medical sciences in 2014, *Iran. Occup. Health* 14 (4) (2017) 150–158.
- [128] R.G. Passos, M.B. Silveira, J.S. Abrahão, Exploratory assessment of the occurrence of SARS-CoV-2 in aerosols in hospital facilities and public spaces of a metropolitan center in Brazil, *Environ. Res.* 195 (2021), 110808.
- [129] A. Alaidroos, A. Almaimani, A. Baik, M. Al-Amadi, K.R. Rahaman, Are historical buildings more adaptive to minimize the risks of airborne transmission of viruses and public health? A study of the Hazzazi House in Jeddah (Saudi Arabia), *Int. J. Environ. Res. Public Health* 18 (7) (2021) 3601.
- [130] D.G. Markov, A.K. Melikov, Novel approach for evaluation of air change rate in naturally ventilated occupied spaces based on metabolic CO₂ time variation, *Proc. Indoor Air* (2014) 7–12.
- [131] H.R. Ghaffari, H. Farshidi, V. Alipour, K. Dindarloo, M.H. Azad, M. Jamalidoust, A. Madani, T. Aghamolaei, Y. Hashemi, M. Fazlzadeh, Detection of SARS-CoV-2 in the indoor air of intensive care unit (ICU) for severe COVID-19 patients and its surroundings: considering the role of environmental conditions, *Environ. Sci. Pollut. Control Ser.* (2021) 1–7.
- [132] T. Ahmed, P. Kumar, L. Mottet, Natural ventilation in warm climates: the challenges of thermal comfort, heatwave resilience and indoor air quality, *Renew. Sustain. Energy Rev.* 138 (2021), 110669.
- [133] A.K. Yadav, C. Maurya, An Environmental Quality Assessment: Study on Natural Ventilation in Buildings, 2019.
- [134] R.E. Stockwell, E.L. Ballard, P. O'Rourke, L.D. Knibbs, L. Morawska, S.C. Bell, Indoor hospital air and the impact of ventilation on bioaerosols: a systematic review, *J. Hosp. Infect.* 103 (2) (2019) 175–184.
- [135] G.-q. Cao, Y.-z. Zhang, The impact of ventilation and air filtration in controlling indoor airborne microbes [J], *J. Civ. Arch. Environ. Eng.* 1 (2009).
- [136] K. Huang, J. Song, G. Feng, Q. Chang, B. Jiang, J. Wang, W. Sun, H. Li, J. Wang, X. Fang, Indoor air quality analysis of residential buildings in northeast China based on field measurements and longtime monitoring, *Build. Environ.* 144 (2018) 171–183.
- [137] A. Fonseca, I. Abreu, M.J. Guerreiro, C. Abreu, R. Silva, N. Barros, Indoor air quality and sustainability management—case study in three Portuguese healthcare units, *Sustainability* 11 (1) (2019) 101.
- [138] B. Belmans, D. Aerts, S. Verbeke, A. Audenaert, F. Descamps, Set-up and evaluation of a virtual test bed for simulating and comparing single-and mixed-mode ventilation strategies, *Build. Environ.* 151 (2019) 97–111.
- [139] J. Daaboul, K. Ghali, N. Ghaddar, Mixed-mode ventilation and air conditioning as alternative for energy savings: a case study in Beirut current and future climate, *Energy Eff.* 11 (1) (2018) 13–30.
- [140] H. Zia, R. Singh, M. Seth, A. Ahmed, A. Azim, Engineering solutions for preventing airborne transmission in hospitals with resource limitation and demand surge, *Indian J. Crit. Care Med.: Peer-Rev. Off. Publ. Indian Soc. Crit. Care Med.* 25 (4) (2021) 453.
- [141] E. Nardell, Indoor environmental control of tuberculosis and other airborne infections, *Indoor Air* 26 (1) (2016) 79–87.
- [142] I. Rexhepi, R. Mangifesta, M. Santilli, S. Guri, P. Di Carlo, G. D'Addazio, S. Caputi, B. Sinjari, Effects of natural ventilation and saliva standard ejectors during the COVID-19 pandemic: a quantitative analysis of aerosol produced during dental procedures, *Int. J. Environ. Res. Public Health* 18 (14) (2021) 7472.
- [143] L. Wang, X. Dai, J. Wei, Z. Ai, Y. Fan, L. Tang, T. Jin, J. Ge, Numerical comparison of the efficiency of mixing ventilation and impinging jet ventilation for exhaled particle removal in a model intensive care unit, *Build. Environ.* 200 (2021), 107955.
- [144] A.M. Anderson, Design for Infectious Disease Control in the Developing World: the Power of Natural Ventilation, Massachusetts Institute of Technology, 2018.
- [145] A.R. Escombe, E. Ticona, V. Chávez-Pérez, M. Espinoza, D.A. Moore, Improving natural ventilation in hospital waiting and consulting rooms to reduce nosocomial tuberculosis transmission risk in a low resource setting, *BMC Infect. Dis.* 19 (1) (2019) 1–7.
- [146] C. Li, H. Tang, Study on ventilation rates and assessment of infection risks of COVID-19 in an outpatient building, *J. Build. Eng.* 42 (2021), 103090.
- [147] Y. Li, J. Tang, C. Noakes, M.J. Hodgson, Engineering control of respiratory infection and low-energy design of healthcare facilities, *Sci. Technol. Built Environ.* 21 (1) (2015) 25–34.
- [148] Z.A. Adamu, M.J. Cook, A.D. Price, Natural personalised ventilation-A novel approach, *Int. J. Vent.* 10 (3) (2011) 263–275.
- [149] Z.A. Adamu, A. Price, The design and simulation of natural personalised ventilation (NPV) system for multi-bed hospital wards, *Buildings* 5 (2) (2015) 381–404.
- [150] S. Irving, D. Clements-Croome, Natural Ventilation in Non-domestic Buildings, Chartered Institution of Building Services Engineers, 2005.
- [151] F. Memarzadeh, A. Manning, Thermal comfort, uniformity, and ventilation effectiveness in patient rooms: performance assessment using ventilation indices, *Transact. Am. Soc. Heat. Refrigerat. Air Condit. Eng.* 106 (2) (2000) 748–761.
- [152] Q. Zhou, H. Qian, L. Liu, Numerical investigation of airborne infection in naturally ventilated hospital wards with central-corridor type, *Indoor Built Environ.* 27 (1) (2018) 59–69.
- [153] R. Hobday, S. Dancer, Roles of sunlight and natural ventilation for controlling infection: historical and current perspectives, *J. Hosp. Infect.* 84 (4) (2013) 271–282.
- [154] Y. Jiang, B. Zhao, X. Li, X. Yang, Z. Zhang, Y. Zhang, Investigating a Safe Ventilation Rate for the Prevention of Indoor SARS Transmission: an Attempt Based on a Simulation Approach, *Building Simulation*, Springer, 2009, pp. 281–289.
- [155] S. Jiang, L. Huang, X. Chen, J. Wang, W. Wu, S. Yin, W. Chen, J. Zhan, L. Yan, L. Ma, Ventilation of wards and nosocomial outbreak of severe acute respiratory syndrome among healthcare workers, *Chinese Med J* 116 (9) (2003) 1293–1297.
- [156] I.T. Yu, Y. Li, T.W. Wong, W. Tam, A.T. Chan, J.H. Lee, D.Y. Leung, T. Ho, Evidence of airborne transmission of the severe acute respiratory syndrome virus, *N. Engl. J. Med.* 350 (17) (2004) 1731–1739.
- [157] H. Qian, Y. Li, W. Seto, P. Ching, W. Ching, H. Sun, Natural ventilation for reducing airborne infection in hospitals, *Build. Environ.* 45 (3) (2010) 559–565.
- [158] L. Morawska, D.K. Milton, It is time to address airborne transmission of coronavirus disease 2019 (COVID-19), *Clin. Infect. Dis.* 71 (9) (2020) 2311–2313.
- [159] L. Morawska, J. Cao, Airborne transmission of SARS-CoV-2: the world should face the reality, *Environ. Int.* 139 (2020), 105730.
- [160] L. Morawska, G. Johnson, Z. Ristovski, M. Hargreaves, K. Mengersen, S. Corbett, C.Y.H. Chao, Y. Li, D. Katoshevski, Size distribution and sites of origin of droplets expelled from the human respiratory tract during expiratory activities, *J. Aerosol Sci.* 40 (3) (2009) 256–269.
- [161] C. Sun, Z. Zhai, The efficacy of social distance and ventilation effectiveness in preventing COVID-19 transmission, *Sustain. Cities Soc.* 62 (2020), 102390.
- [162] V. Vuorinen, M. Aarnio, M. Alava, V. Alopaeus, N. Atanasova, M. Auvinen, N. Balasubramanian, H. Bordbar, P. Eröstö, R. Grande, Modelling aerosol transport and virus exposure with numerical simulations in relation to SARS-CoV-2 transmission by inhalation indoors, *Saf. Sci.* 130 (2020), 104866.
- [163] Y. Li, H. Qian, J. Hang, X. Chen, L. Hong, P. Liang, J. Li, S. Xiao, J. Wei, L. Liu, Evidence for Probable Aerosol Transmission of SARS-CoV-2 in a Poorly Ventilated Restaurant, *MedRxiv*, 2020.
- [164] G.K. Rencken, E.K. Rutherford, N. Ghanta, J. Kongoletos, L. Glicksman, Patterns of SARS-CoV-2 Aerosol Spread in Typical Classrooms, *medRxiv*, 2021.
- [165] G. Pei, M. Taylor, D. Rim, Human Exposure to Respiratory Aerosols in a Ventilated Room: Effects of Ventilation Condition, Emission Mode, and Social Distancing, *Sustainable Cities and Society*, 2021, 103090.
- [166] X. Xie, Y. Li, A. Chwang, P. Ho, W. Seto, How far droplets can move in indoor environments—revisiting the Wells evaporation-falling curve, *Indoor Air* 17 (3) (2007) 211–225.
- [167] Y. Liu, Z. Ning, Y. Chen, M. Guo, Y. Liu, N.K. Gali, L. Sun, Y. Duan, J. Cai, D. Westerdaal, Aerodynamic analysis of SARS-CoV-2 in two Wuhan hospitals, *Nature* 582 (7813) (2020) 557–560.
- [168] G. Buonanno, L. Morawska, L. Stabile, Quantitative assessment of the risk of airborne transmission of SARS-CoV-2 infection: prospective and retrospective applications, *Environ. Int.* 145 (2020) 106112.
- [169] P. Irga, F. Torpy, Indoor air pollutants in occupational buildings in a sub-tropical climate: comparison among ventilation types, *Build. Environ.* 98 (2016) 190–199.
- [170] D. Mu, N. Gao, T. Zhu, Wind tunnel tests of inter-flat pollutant transmission characteristics in a rectangular multi-storey residential building, part A: effect of wind direction, *Build. Environ.* 108 (2016) 159–170.
- [171] D. Mu, C. Shu, N. Gao, T. Zhu, Wind tunnel tests of inter-flat pollutant transmission characteristics in a rectangular multi-storey residential building, part B: effect of source location, *Build. Environ.* 114 (2017) 281–292.
- [172] Z. Li, Z. Ai, W. Wang, Z. Xu, X. Gao, H. Wang, Evaluation of airflow pattern in wind-driven naturally ventilated atrium buildings: measurement and simulation, *Build. Serv. Eng. Technol.* 35 (2) (2014) 139–154.
- [173] S. Park, Y. Choi, D. Song, E.K. Kim, Natural ventilation strategy and related issues to prevent coronavirus disease 2019 (COVID-19) airborne transmission in a school building, *Sci. Total Environ.* 789 (2021), 147764.
- [174] J. Kindangen, O. Rogi, Airflow Patterns and Droplet Spread in Natural Ventilated Classrooms, *Civil Engineering and Architecture*, 2021, pp. 2303–2316.
- [175] Y. Li, S. Duan, I. Yu, T. Wong, Multi-zone modeling of probable SARS virus transmission by airflow between flats in Block E, Amoy Gardens, *Indoor Air* 15 (2) (2005) 96–111.
- [176] N. Gao, J. Niu, M. Perino, P. Heiselberg, The airborne transmission of infection between flats in high-rise residential buildings: particle simulation, *Build. Environ.* 44 (2) (2009) 402–410.
- [177] Y. Zhou, Q. Deng, Numerical simulation of inter-floor airflow and impact on pollutant transport in high-rise buildings due to buoyancy-driven natural ventilation, *Indoor Built Environ.* 23 (2) (2014) 246–258.
- [178] X. Liu, J. Niu, K.C. Kwok, J. Wang, B. Li, Investigation of indoor air pollutant dispersion and cross-contamination around a typical high-rise residential building: wind tunnel tests, *Build. Environ.* 45 (8) (2010) 1769–1778.

- [179] J. Niu, T. Tung, On-site quantification of re-entry ratio of ventilation exhausts in multi-family residential buildings and implications, *Indoor Air* 18 (1) (2007) 12–26.
- [180] X. Liu, J. Niu, M. Perino, P. Heiselberg, Numerical simulation of inter-flat air cross-contamination under the condition of single-sided natural ventilation, *J. Build. Perform. Simulat.* 1 (2) (2008) 133–147.
- [181] Y. Wu, J. Niu, Assessment of mechanical exhaust in preventing vertical cross-household infections associated with single-sided ventilation, *Build. Environ.* 105 (2016) 307–316.
- [182] N. Izadyar, W. Miller, B. Rismanchi, V. Garcia-Hansen, A numerical investigation of balcony geometry impact on single-sided natural ventilation and thermal comfort, *Build. Environ.* 177 (2020), 106847.
- [183] N. Shinohara, J. Sakaguchi, H. Kim, N. Kagi, K. Tatsu, H. Mano, Y. Iwasaki, W. Naito, Survey of air exchange rates and evaluation of airborne infection risk of COVID-19 on commuter trains, *Environ. Int.* (2021), 106774.
- [184] G.M. Abbas, I.G. Dino, The Impact of Natural Ventilation on Airborne Biocontaminants: a Study on COVID-19 Dispersion in an Open Office, *Construction and Architectural Management, Engineering*, 2021.
- [185] L. Stabile, A. Pacitto, A. Mikszewski, L. Morawska, G. Buonanno, Ventilation procedures to minimize the airborne transmission of viruses in classrooms, *Build. Environ.* (2021), 108042.
- [186] P. Tupper, H. Boury, M. Yerlanov, C. Colijn, Event-specific interventions to minimize COVID-19 transmission, *Proc. Natl. Acad. Sci. Unit. States Am.* 117 (50) (2020) 32038–32045.
- [187] R. Onchang, M. Panyakapo, The physical environments and microbiological contamination in three different fitness centres and the participants' expectations: measurement and analysis, *Indoor Built Environ.* 25 (1) (2016) 213–228.
- [188] M.A. Billah, M.M. Miah, M.N. Khan, Reproductive number of coronavirus: a systematic review and meta-analysis based on global level evidence, *PLoS One* 15 (11) (2020), e0242128.
- [189] Z.J. Zhai, I.D. Metzger, Insights on critical parameters and conditions for personalized ventilation, *Sustain. Cities Soc.* 48 (2019), 101584.
- [190] C. Xu, P.V. Nielsen, L. Liu, R.L. Jensen, G. Gong, Impacts of airflow interactions with thermal boundary layer on performance of personalized ventilation, *Build. Environ.* 135 (2018) 31–41.
- [191] C. Xu, X. Wei, L. Liu, L. Su, W. Liu, Y. Wang, P.V. Nielsen, Effects of personalized ventilation interventions on airborne infection risk and transmission between occupants, *Build. Environ.* 180 (2020), 107008.
- [192] Q. Chen, Can we migrate COVID-19 spreading risk? *Front. Environ. Sci. Eng.* 15 (3) (2021) 1–4.
- [193] Z.D. Bolashikov, A.K. Melikov, Methods for air cleaning and protection of building occupants from airborne pathogens, *Build. Environ.* 44 (7) (2009) 1378–1385.
- [194] K. Tham, J. Pantelic, Cough Released Airborne Infection Disease Transmission Control with Ventilation at Various Infection-Susceptible Distances, 2011.
- [195] S. Schiavon, A.K. Melikov, C. Sekhar, Energy analysis of the personalized ventilation system in hot and humid climates, *Energy Build.* 42 (5) (2010) 699–707.
- [196] S. Schiavon, A.K. Melikov, Energy-saving strategies with personalized ventilation in cold climates, *Energy Build.* 41 (5) (2009) 543–550.
- [197] J. Niu, N. Gao, M. Phoebe, Z. Huiang, Experimental study on a chair-based personalized ventilation system, *Build. Environ.* 42 (2) (2007) 913–925.
- [198] K. Jeong, Z. Zhai, M. Krarti, Experimental and numerical investigation on cooling characteristics of partition air supply system, *Build. Eng.* 112 (2) (2006).
- [199] J. Pantelic, G.N. Sze-To, K.W. Tham, C.Y. Chao, Y.C.M. Khoo, Personalized ventilation as a control measure for airborne transmissible disease spread, *J. R. Soc. Interface* 6 (suppl 6) (2009) S747–S756.
- [200] J. Kaczmarczyk, A. Melikov, Z. Bolashikov, L. Nikolaev, P.O. Fanger, Human response to five designs of personalized ventilation, *HVAC R Res.* 12 (2) (2006) 367–384.
- [201] X. Li, J. Niu, N. Gao, Co-occupant's exposure to exhaled pollutants with two types of personalized ventilation strategies under mixing and displacement ventilation systems, *Indoor Air* 23 (2) (2013) 162–171.
- [202] J. Pantelic, K. Tham, Assessment of the Ability of Different Ventilation Systems to Serve as a Control Measure against Airborne Infectious Disease Transmission Using Wells-Riley Approach, 2011.
- [203] P.V. Nielsen, Control of airborne infectious diseases in ventilated spaces, *J. R. Soc. Interface* 6 (suppl 6) (2009) S747–S755.
- [204] A.K. Melikov, Advanced air distribution: improving health and comfort while reducing energy use, *Indoor Air* 26 (1) (2016) 112–124.
- [205] P.V. Nielsen, H. Jiang, M. Polak, Bed with integrated personalized ventilation for minimizing cross infection, in: *Proceedings of Roomvent 2007: Helsinki*, 13–15 June 2007. FINVAC ry2007.
- [206] C. Habchi, K. Ghali, N. Ghaddar, W. Chakroun, S. Alotaibi, Ceiling personalized ventilation combined with desk fans for reduced direct and indirect cross-contamination and efficient use of office space, *Energy Convers. Manag.* 111 (2016) 158–173.
- [207] J. Wei, Y. Li, Airborne spread of infectious agents in the indoor environment, *Am. J. Infect. Contr.* 44 (9) (2016) S102–S108.
- [208] A.K. Melikov, Z.D. Bolashikov, E. Georgiev, Novel ventilation strategy for reducing the risk of airborne cross infection in hospital rooms, in: *12th International Conference on Indoor Air Quality and Climate*, 2011, p. 1037.
- [209] J. Yang, S. Sekhar, K. Cheong, B. Raphael, Performance evaluation of a novel personalized ventilation–personalized exhaust system for airborne infection control, *Indoor Air* 25 (2) (2015) 176–187.
- [210] W.W. Nazaroff, Inhalation intake fraction of pollutants from episodic indoor emissions, *Build. Environ.* 43 (3) (2008) 269–277.
- [211] R. Cermak, A.K. Melikov, L. Forejt, O. Kovar, Performance of personalized ventilation in conjunction with mixing and displacement ventilation, *HVAC R Res.* 12 (2) (2006) 295–311.
- [212] A. Makhoul, K. Ghali, N. Ghaddar, Desk fans for the control of the convection flow around occupants using ceiling mounted personalized ventilation, *Build. Environ.* 59 (2013) 336–348.
- [213] D. Al Assaad, C. Habchi, K. Ghali, N. Ghaddar, Effectiveness of intermittent personalized ventilation in protecting occupant from indoor particles, *Build. Environ.* 128 (2018) 22–32.
- [214] M. Mazej, V. Butala, Investigation in the characteristics of the personal ventilation using computational fluid dynamics, *Indoor Built Environ.* 21 (6) (2012) 749–771.
- [215] A.K. Melikov, R. Cermak, M. Majer, Personalized ventilation: evaluation of different air terminal devices, *Energy Build.* 34 (8) (2002) 829–836.
- [216] X. Wei, D. Yi, W. Xie, J. Gao, L. Lv, Protection against inhalation of gaseous contaminants in industrial environments by a personalized air curtain, *Build. Environ.* (2021), 108343.
- [217] E. Katramiz, N. Ghaddar, K. Ghali, D. Al-Assaad, S. Ghani, Effect of individually controlled personalized ventilation on cross-contamination due to respiratory activities, *Build. Environ.* 194 (2021), 107719.
- [218] C. Xu, W. Liu, L. Liu, S. Cao, Y. Ren, Non-uniform risk assessment methods for personalized ventilation on prevention and control of COVID-19, *Kexue Tongbao/Chin. Sci. Bull.* 66 (4–5) (2021).
- [219] J. Xu, S. Fu, C.Y. Chao, Performance of airflow distance from personalized ventilation on personal exposure to airborne droplets from different orientations, *Indoor Built Environ.* 30 (2020) 1643–1653.
- [220] S.T. Gn, M. Wan, C. Chao, F. Wei, S. Yu, J. Kwan, A methodology for estimating airborne virus exposures in indoor environments using the spatial distribution of expiratory aerosols and virus viability characteristics, *Indoor Air* 18 (5) (2008) 425–438.
- [221] A. Makhoul, K. Ghali, N. Ghaddar, W. Chakroun, Investigation of particle transport in offices equipped with ceiling-mounted personalized ventilators, *Build. Environ.* 63 (2013) 97–107.
- [222] A.K. Melikov, V. Dzhartov, Advanced air distribution for minimizing airborne cross-infection in aircraft cabins, *HVAC R Res.* 19 (8) (2013) 926–933.
- [223] F. Liu, H. Qian, Z. Luo, S. Wang, X. Zheng, A laboratory study of the expiratory airflow and particle dispersion in the stratified indoor environment, *Build. Environ.* 180 (2020), 106988.
- [224] M. Guo, P. Xu, T. Xiao, R. He, M. Dai, Y. Zhang, Review and comparison of HVAC operation guidelines in different countries during the COVID-19 pandemic, *Build. Environ.* (2020), 107368.
- [225] A. Harrichandra, A.M. Ierardi, B. Pavilonis, An estimation of airborne SARS-CoV-2 infection transmission risk in New York City nail salons, *Toxicol. Ind. Health* 36 (9) (2020) 634–643.
- [226] M.D. Nembhard, D.J. Burton, J.M. Cohen, Ventilation use in nonmedical settings during COVID-19: cleaning protocol, maintenance, and recommendations, *Toxicol. Ind. Health* 36 (9) (2020) 644–653.
- [227] P. Kumar, L. Morawska, Could fighting airborne transmission be the next line of defence against COVID-19 spread? *City Environ. Interact.* 4 (2019), 100033.
- [228] C.H. Cheong, B. Park, S. Lee, Design method to prevent airborne infection in an emergency department, *J. Asian Architect. Build Eng.* 17 (3) (2018) 581–588.
- [229] C.J. Noakes, M.A.I. Khan, C.A. Gilkeson, Modeling infection risk and energy use of upper-room ultraviolet germicidal irradiation systems in multi-room environments, *Sci. Technol. Built Environ.* 21 (1) (2015) 99–111.
- [230] T. Lim, J. Cho, B.S. Kim, Predictions and measurements of the stack effect on indoor airborne virus transmission in a high-rise hospital building, *Build. Environ.* 46 (12) (2011) 2413–2424.
- [231] J. Wan, J. Wei, Y. Lin, T.T. Zhang, Numerical investigation of bioaerosol transport in a compact lavatory, *Buildings* 11 (11) (2021) 526.
- [232] J. Kurnitski, M. Kiil, P. Wargocki, A. Boerstra, O. Seppänen, B. Olesen, L. Morawska, Respiratory infection risk-based ventilation design method, *Build. Environ.* 206 (2021), 108387.
- [233] H. Dai, B. Zhao, Association of the Infection Probability of COVID-19 with Ventilation Rates in Confined Spaces, *Building Simulation*, Springer, 2020, pp. 1321–1327.
- [234] Z. Wang, E.R. Galea, A. Grandison, J. Ewer, F. Jia, A coupled Computational Fluid Dynamics and Wells-Riley model to predict COVID-19 infection probability for passengers on long-distance trains, *Saf. Sci.* 147 (2022), 105572.
- [235] B. Shen, Y. Liu, V. Quan, X. Wen, Supplying masks to combat respiratory diseases: safety index, welfare and government involvement, *Int. J. Prod. Res.* (2021) 1–17.
- [236] J.K. Gupta, C.H. Lin, Q. Chen, Risk assessment of airborne infectious diseases in aircraft cabins, *Indoor Air* 22 (5) (2012) 388–395.
- [237] X. Gao, J. Wei, B.J. Cowling, Y. Li, Potential impact of a ventilation intervention for influenza in the context of a dense indoor contact network in Hong Kong, *Sci. Total Environ.* 569 (2016) 373–381.
- [238] X. Gao, Relative Effectiveness of Ventilation in Community Indoor Environments for Controlling Infection, Department of Mechanical Engineering, The University of Hong Kong, 2011.
- [239] S. Scott, Experts Say 'clearly Aerosol Transmission' of COVID-19 Is the Gap in Australia's Hotel Quarantine System, ABCNEWS, Australian Broadcasting Corporation (ABC) NEWS, 2021.
- [240] Z. Ai, K. Hashimoto, A.K. Melikov, Influence of pulmonary ventilation rate and breathing cycle period on the risk of cross-infection, *Indoor Air* 29 (6) (2019) 993–1004.

- [241] Y. Feng, T. Marchal, T. Sperry, H. Yi, Influence of wind and relative humidity on the social distancing effectiveness to prevent COVID-19 airborne transmission: a numerical study, *J. Aerosol Sci.* 147 (2020) 105585.
- [242] C.S. Hayden, G.S. Earnest, P.A. Jensen, Development of an empirical model to aid in designing airborne infection isolation rooms, *J. Occup. Environ. Hyg.* 4 (3) (2007) 198–207.
- [243] C. Beggs, C. Noakes, P. Sleight, L. Fletcher, K. Siddiqi, The transmission of tuberculosis in confined spaces: an analytical review of alternative epidemiological models, *Int. J. Tubercul. Lung Dis.* 7 (11) (2003) 1015–1026.
- [244] W.F. Wells, Airborne Contagion and Air Hygiene. An Ecological Study of Droplet Infections, Airborne Contagion and Air Hygiene, An Ecological Study of Droplet Infections, 1955.
- [245] C.J. Noakes, P.A. Sleight, Mathematical models for assessing the role of airflow on the risk of airborne infection in hospital wards, *J. R. Soc. Interface* 6 (suppl_6) (2009) S791–S800.
- [246] M. Dalewski, H.E. Khalifa, A.K. Melikov, Performance of ductless personalized ventilation in open-plan office-field survey, in: 11th REHVA World Congress and 8th International Conference on Indoor Air Quality, Ventilation and Energy Conservation in Buildings, 2013.
- [247] E.R. Jones, J.G.C. Laurent, A.S. Young, P. MacNaughton, B.A. Coull, J. D. Spengler, J.G. Allen, The effects of ventilation and filtration on indoor PM_{2.5} in office buildings in four countries, *Build. Environ.* 200 (2021), 107975.