

Cite this: *RSC Adv.*, 2018, 8, 17477

# An efficient access to $\beta$ -ketosulfones via $\beta$ -sulfonylvinyamines: metal–organic framework catalysis for the direct C–S coupling of sodium sulfinates with oxime acetates†

Tuong A. To, Chau B. Tran, Ngoc T. H. Nguyen, Hai H. T. Nguyen, Anh T. Nguyen, Anh N. Q. Phan and Nam T. S. Phan \*

A copper-based framework  $\text{Cu}_2(\text{OBA})_2(\text{BPY})$  was synthesized and used as a recyclable heterogeneous catalyst for the synthesis of  $\beta$ -sulfonylvinyamines from sodium sulfinates and oxime acetates via direct C–S coupling reaction. The transformation was remarkably affected by the solvent, and chlorobenzene emerged as the best option. This Cu-MOF displayed higher activity than numerous conventional homogeneous and MOF-based catalysts. The catalyst was reutilized many times in the synthesis of  $\beta$ -sulfonylvinyamines without considerably deteriorating in catalytic efficiency. These  $\beta$ -sulfonylvinyamines were readily converted to the corresponding  $\beta$ -ketosulfones via a hydrolysis step with aqueous HCl solution. To the best of our knowledge, this direct C–S coupling reaction to achieve  $\beta$ -sulfonylvinyamines was not previously conducted with a heterogeneous catalyst.

Received 19th March 2018

Accepted 26th April 2018

DOI: 10.1039/c8ra02389a

rsc.li/rsc-advances

## 1. Introduction

Sulfone derivatives have emerged as essential intermediates for the synthesis of numerous compounds with potentially valuable biological activities.<sup>1–4</sup> Diverse synthetic protocols have been developed for the construction of these skeletons owing to their significance. Tang *et al.* previously reported the synthesis of  $\beta$ -ketosulfones via a tetrabutylammonium iodide-mediated oxidative coupling reaction of sulfonylhydrazides with enamides.<sup>5</sup> Kumar and Muthyala employed 1-butyl-3-methylimidazolium *p*-toluenesulfinate as a reagent to afford the corresponding  $\beta$ -ketosulfones.<sup>6</sup> Loghmani-Khouzani and Hajiheidari prepared  $\beta$ -ketosulfones by the reaction of thiols with  $\alpha$ -bromoacetophenones, subsequently followed by an oxidation step.<sup>7</sup> Yang *et al.* demonstrated an efficient protocol to achieve  $\beta$ -ketosulfones via a visible-light initiated direct oxy-sulfonylation between alkenes and sulfinic acids under transition-metal-free conditions.<sup>8</sup> Xie *et al.* synthesized  $\beta$ -ketosulfones based on a photoinduced radical fragmentation and rearrangement of vinyl tosylates.<sup>9</sup> Recently, Tang *et al.* reported for the first time the  $\text{Cu}(\text{OAc})_2$ -catalyzed synthesis of  $\beta$ -sulfonylvinyamines from oxime acetates and sodium sulfinates, and upon hydrolysis, corresponding  $\beta$ -ketosulfones were readily achieved in high yields.<sup>10</sup> To establish greener pathways to  $\beta$ -

ketosulfones, heterogeneous catalysts should be utilized for the formation of  $\beta$ -sulfonylvinyamines to achieve easy catalyst recovery and recycling, as well as facile product isolation and purification.

Metal–organic frameworks (MOFs) are crystalline and self-organizing reticular materials, consisting of metal cations sharing polytopic organic linkers.<sup>11–15</sup> Applications of MOFs in the field of catalysis are somewhat delaying behind other domains.<sup>16,17</sup> With remarkably high porosity and almost infinite synthetic tunability, MOFs have exhibited several advantages in catalysis over non-porous and zeolitic materials.<sup>18,19</sup> Generally, catalytically active sites on MOFs could originate from the metal-based building units or from functional groups on the organic linkers.<sup>20–22</sup> The isolation of metal points in the networks would provide a greater number of active sites for the reactants.<sup>23,24</sup> Many organic reactions conducted with MOF-based catalysts have been declared in the literature.<sup>20,25–28</sup> Nevertheless,  $\beta$ -sulfonylvinyamines and  $\beta$ -ketosulfones were not previously synthesized utilizing heterogeneous catalysts, and the exploration of recyclable catalysts should be necessary for the construction of these skeletons. In this manuscript, we would like to illustrate an efficient access to  $\beta$ -sulfonylvinyamines from sodium sulfinates and oxime acetates via direct C–S coupling reaction utilizing  $\text{Cu}_2(\text{OBA})_2(\text{BPY})$  metal–organic framework catalysis. The Cu-MOF catalyst was reutilized many times without a noticeably deterioration in catalytic efficiency. These  $\beta$ -sulfonylvinyamines were readily converted to  $\beta$ -ketosulfones with a hydrolysis step with aqueous HCl solution.

Faculty of Chemical Engineering, HCMC University of Technology, VNU-HCM, 268 Ly Thuong Kiet, District 10, Ho Chi Minh City, Viet Nam. E-mail: ptsnam@hcmut.edu.vn; Fax: (+84 8) 38637504; Tel: (+84 8) 38647256 ext. 5681

† Electronic supplementary information (ESI) available. See DOI: 10.1039/c8ra02389a



## 2. Experimental

### 2.1. Synthesis of metal-organic framework $\text{Cu}_2(\text{OBA})_2(\text{BPY})$

In a typical procedure, 4,4'-oxybis(benzoic) acid ( $\text{H}_2\text{OBA}$ ) (0.258 g, 1 mmol), copper(II) nitrate trihydrate ( $\text{Cu}(\text{NO}_3)_2 \cdot 3\text{H}_2\text{O}$ ) (0.242 g, 1 mmol), and 4,4'-bipyridine (BPY) (0.078 g, 0.5 mmol) were dissolved in the mixture of DMF and distilled water (14 mL, 11 : 3 v/v). The mixture was magnetically stirred for 30 min to obtain a clear solution. The solution was subsequently distributed to three 10 mL vials. The vials were carefully capped and heated at 85 °C in an isothermal oven for 48 h. Green crystals were formed during the experiment. After the vials were cooled to ambient temperature, the solid product in each vial was collected by decantation, and washed in DMF ( $3 \times 10$  mL). Solvent exchange was consequently performed with methanol ( $3 \times 10$  mL) at room temperature. The framework was then dried at 150 °C for 6 h under vacuum on a Shlenkline to have 0.29 g of  $\text{Cu}_2(\text{OBA})_2(\text{BPY})$  in the form of green crystals (75% yield regarding  $\text{H}_2\text{OBA}$ ).

### 2.2. Catalytic studies

In a typical catalytic experiment, a mixture of 1-(thiophen-2-yl)ethanone *O*-acetyl oxime (0.25 mmol, 45.8 mg), sodium benzenesulfinate (0.3 mmol, 49.2 mg),  $\text{Cu}_2(\text{OBA})_2(\text{BPY})$  (10 mol%) in chlorobenzene (1 mL) was added to a 10 mL screw-cap vial with magnetic stirrer bar. The catalyst amount was calculated regarding the copper/1-(thiophen-2-yl)ethanone *O*-acetyl oxime molar ratio. The mixture was stirred at 100 °C for 3 h under an argon atmosphere. After the reaction was complete, aliquots were withdrawn from the reaction mixture, quenched with brine (1 mL), extracted with ethyl acetate ( $3 \times 1$  mL), and dried over anhydrous  $\text{Na}_2\text{SO}_4$ . Samples were then analyzed by GC concerning *n*-dodecane internal standard, giving GC yield of (*Z*)-2-(phenylsulfonyl)-1-(thiophen-2-yl)ethenamine. Ethyl acetate was removed under vacuum, and the crude product was purified by recrystallization in chlorobenzene and hexane.

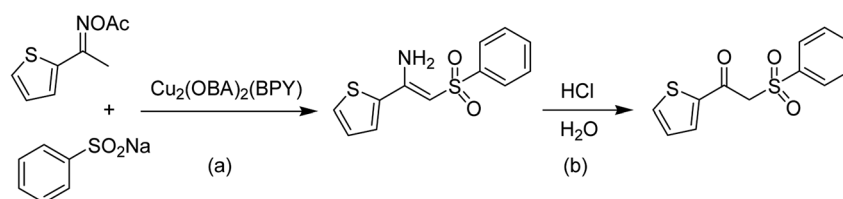
In order to achieve 2-(phenylsulfonyl)-1-(thiophen-2-yl)ethanone, after the first step, the reaction mixture was cooled to room temperature and filtered to remove the  $\text{Cu}_2(\text{OBA})_2(\text{BPY})$  catalyst. The filtrate was then magnetically stirred with aqueous HCl solution (1 M, 1 mL) at 80 °C for 3 h. The resulting mixture was quenched with brine (5 mL), and the organic ingredients were extracted into ethyl acetate ( $3 \times 5$  mL). The combined ethyl acetate solution was dried over anhydrous  $\text{Na}_2\text{SO}_4$ . The solvent was subsequently removed under vacuum, and the crude product was purified by silica gel column chromatography utilizing hexane and ethyl acetate (3 : 1, v/v) as eluent to obtain

the expected  $\beta$ -ketosulfone. Product structure was subsequently confirmed by GC-MS,  $^1\text{H}$  NMR, and  $^{13}\text{C}$  NMR.

## 3. Results and discussion

The  $\text{Cu}_2(\text{OBA})_2(\text{BPY})$  was synthesized in 75% yield from 4,4'-oxybis(benzoic) acid, copper(II) nitrate trihydrate, and 4,4'-bipyridine following a literature approach.<sup>29,30</sup> The copper-organic framework was consequently characterized by utilizing conventional analysis methods (Fig. S1–S7†). The Cu-MOF was initially used as a heterogeneous catalyst for the direct C–S coupling reaction between 1-(thiophen-2-yl)ethanone *O*-acetyl oxime and sodium benzenesulfinate to produce (*Z*)-2-(phenylsulfonyl)-1-(thiophen-2-yl)ethenamine (Scheme 1a). First, the influence of temperature on the reaction yield was explored. The reaction was performed in toluene under argon for 3 h, at 10 mol% catalyst, with reactant molar ratio of 1 : 1 and reactant concentration of 0.25 M, at room temperature, 60 °C, 80 °C, 100 °C, and 120 °C, respectively. The reaction did not proceed at room temperature and 60 °C with no trace quantity of product being noted. Increasing the temperature to 80 °C resulted in only 10% yield. The reaction yield was remarkably improved to 60% for the reaction conducted at 100 °C. Boosting the temperature to 120 °C did not lead to higher yield of the desired product (Fig. 1). It was noted that the yield of the expected product was improved by changing the reactant molar ratio, having investigated the reaction with 1-(thiophen-2-yl)ethanone *O*-acetyl oxime : sodium benzenesulfinate molar ratio of 2 : 1, 1 : 1, 1 : 1.2, and 1 : 1.5, respectively. The reaction utilizing two equivalents of 1-(thiophen-2-yl)ethanone *O*-acetyl oxime afforded 69% yield. Similar yield was achieved by employing 1.2 equivalents of sodium benzenesulfinate. Increasing the amount of sodium benzenesulfinate to 1.5 equivalents was not necessary as the yield of (*Z*)-2-(phenylsulfonyl)-1-(thiophen-2-yl)ethenamine was not enhanced noticeably (Fig. 2).

As the direct C–S coupling reaction using the copper-based framework catalyst proceeded in solution, changing the solvent could lead to higher yield. Tang *et al.* previously reported for the first time the  $\text{Cu}(\text{OAc})_2$ -catalyzed synthesis of  $\beta$ -sulfonylvinylamines from oxime acetates and sodium sulfonates, and pointed out that toluene was the best solvent for this transformation.<sup>10</sup> We consequently studied the impact of different solvents on the yield of (*Z*)-2-(phenylsulfonyl)-1-(thiophen-2-yl)ethenamine. The reaction was conducted at 100 °C in each solvent under argon for 3 h, in the presence of 10 mol% catalyst, with 1.2 equivalents of sodium benzenesulfinate and at reactant



Scheme 1 The direct C–S coupling reaction utilizing  $\text{Cu}_2(\text{OBA})_2(\text{BPY})$  catalyst (a), and the hydrolysis step to form  $\beta$ -ketosulfone (b).

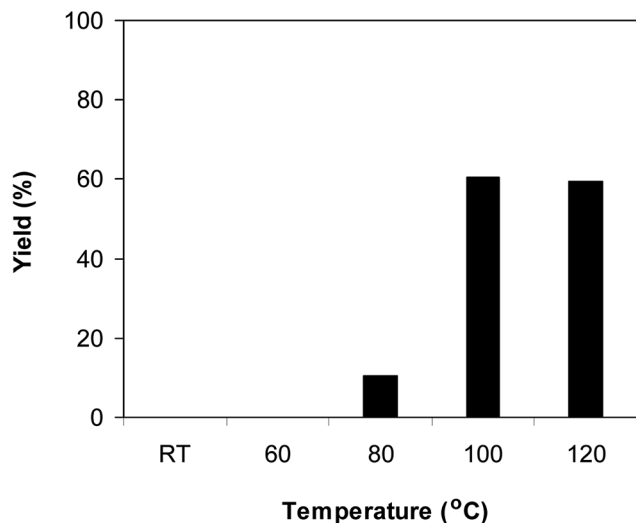


Fig. 1 Yield of (Z)-2-(phenylsulfonyl)-1-(thiophen-2-yl)ethenamine vs. temperature.

concentration of 0.25 M. DMSO and DMF were not appropriate for the reaction, producing the  $\beta$ -sulfonylvinylamine product in 18% and 36% yields, respectively. Changing the solvent to mesitylen, 64% yield was observed, while 68% and 66% yields were detected to the case of toluene and cumene, respectively. The yield was upgraded to 86% for the reaction carried out in *o*-xylene. Similarly, 85% and 84% yields were obtained for the reaction in *p*-xylene and *m*-xylene, respectively. Moving to 1,4-dioxane, the yield was decreased to 65% yield. *n*-Butanol and ethyl acetate should not be used for this reaction. Compared to these solvents, chlorobenzene emerged as the solvent of choice, affording 87% yield of (Z)-2-(phenylsulfonyl)-1-(thiophen-2-yl)ethenamine (Fig. 3).

One more factor that should be explored is the reactant concentration. We consequently conducted the reaction with various concentrations of 1-(thiophen-2-yl)ethanone *O*-acetyl

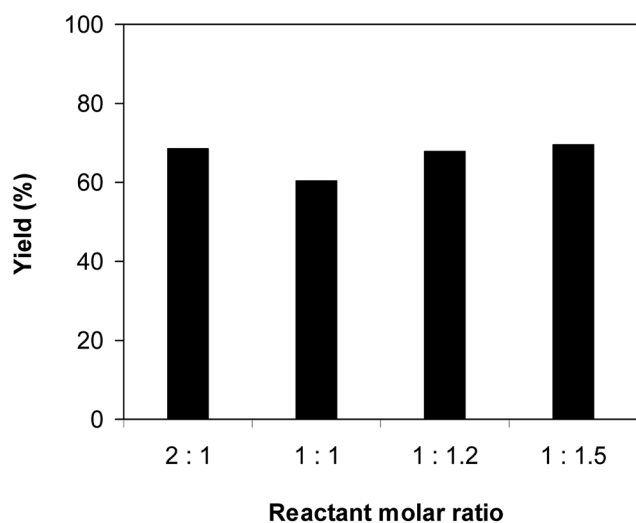


Fig. 2 Yield of (Z)-2-(phenylsulfonyl)-1-(thiophen-2-yl)ethenamine vs. reactant molar ratio.

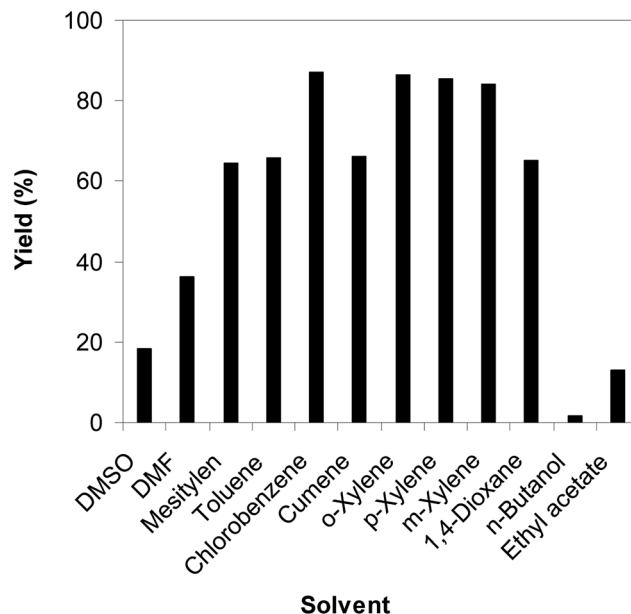


Fig. 3 Yield of (Z)-2-(phenylsulfonyl)-1-(thiophen-2-yl)ethenamine vs. solvent.

oxime, ranging from 0.05 M to 0.50 M. Very low yield of the  $\beta$ -sulfonylvinylamine product was detected with reactant concentration of 0.05 M. Extending the concentration to 0.17 M afforded 39% yield. Interestingly, increasing the reactant concentration to 0.25 M significantly accelerated the transformation, affording 87% yield of (Z)-2-(phenylsulfonyl)-1-(thiophen-2-yl)ethenamine. However, lower yield of the desired product was observed for the reaction with higher reactant concentration (Fig. 4). This could be explained due to the mass transfer of the reactants when a solid catalyst was employed. Having these results, the impact of catalyst quantity on the reaction was consequently explored. The reaction was performed at 100 °C in chlorobenzene under argon for 3 h, with 1.2 equivalents of sodium benzenesulfinate and reactant

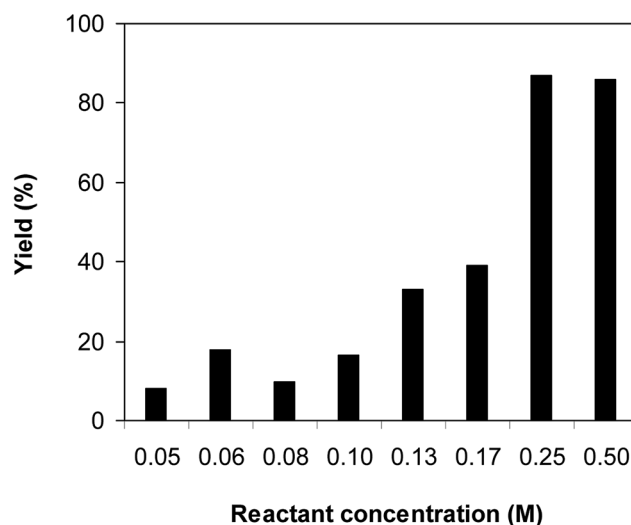


Fig. 4 Yield of (Z)-2-(phenylsulfonyl)-1-(thiophen-2-yl)ethenamine vs. reactant concentration.

concentration of 0.25 M, in the presence of 5 mol%, 7.5 mol%, 10 mol%, 12.5 mol%, and 15 mol% catalyst, respectively. It was noted that no trace evidence of the  $\beta$ -sulfonylvinylamine product was detected in the absence of the catalyst. Utilizing 5 mol% catalyst resulted in 67% yield, while 73% yield was obtained for the case of 7.5 mol% catalyst. The yield of (*Z*)-2-(phenylsulfonyl)-1-(thiophen-2-yl)ethenamine was improved to 87% for the reaction utilizing 10 mol% catalyst. Extending the catalyst amount to 15 mol% did not lead to higher yield of the desired product (Fig. 5). Noted that benzenesulfinic acid was inactive in this reaction, with the desired product being detected in trace amount. Additionally, potassium benzenesulfinate was significantly less reactive than the sodium salt, affording only 16% yield.

To highlight the benefit of the  $\text{Cu}_2(\text{OBA})_2(\text{BPY})$  in the direct C–S coupling reaction, its catalytic efficiency was compared to other homogeneous and heterogeneous catalysts. The reaction was conducted at 100 °C in chlorobenzene under argon for 3 h, with 1.2 equivalents of sodium benzenesulfinate and reactant concentration of 0.25 M, in the presence of 10 mol% catalyst. Several homogeneous copper catalysts displayed reasonable activity for the reaction. The CuCl-catalyzed transformation progressed to 63% yield, while 65% yield was detected for the case of CuBr. Utilizing  $\text{Cu}(\text{OAc})_2$  as catalyst, the yield was improved to 72% (Fig. 6). Noted that in the first  $\text{Cu}(\text{OAc})_2$ -catalyzed synthesis of  $\beta$ -sulfonylvinylamines from oxime acetates and sodium sulfonates, Tang *et al.* pointed out that thiophene oxime acetate was less reactive than benzene oxime acetate.<sup>10</sup> Moving to copper-based MOFs as catalysts, it was noted that MOF-199 and VNU-18 exhibited very low activity towards the direct C–S coupling reaction, with less than 10% yield being recorded. Cu(OBA) was more active, affording the  $\beta$ -sulfonylvinylamine product in 55% yield. This value was improved to 71% for the reaction utilizing  $\text{Cu}_2(\text{BPDC})_2(\text{DABCO})$  catalyst, while 74% yield was observed for that employing  $\text{Cu}_2(\text{BPDC})_2(\text{BPY})$  catalyst. Compared to these homogeneous

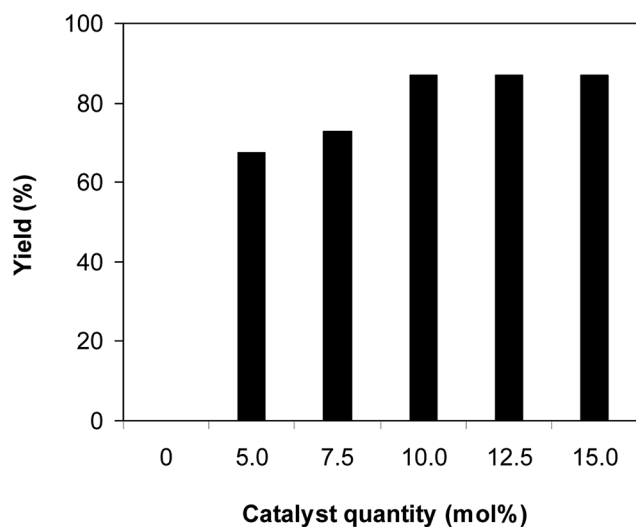


Fig. 5 Yield of (*Z*)-2-(phenylsulfonyl)-1-(thiophen-2-yl)ethenamine vs. catalyst quantity.

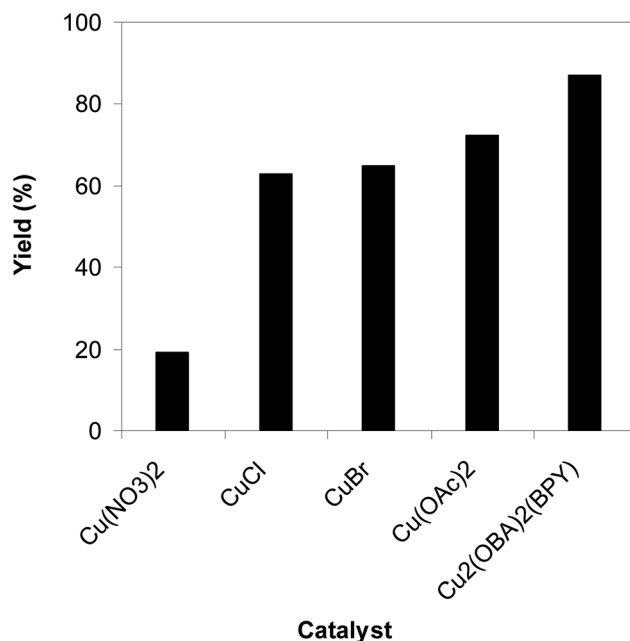


Fig. 6 Yield of (*Z*)-2-(phenylsulfonyl)-1-(thiophen-2-yl)ethenamine vs. homogeneous catalyst.

and heterogeneous catalysts,  $\text{Cu}_2(\text{OBA})_2(\text{BPY})$  displayed higher performance, generating the expected product in 87% yield (Fig. 7).

Since the direct C–S coupling reaction between 1-(thiophen-2-yl)ethanone *O*-acetyl oxime and sodium benzenesulfinate proceeded in chlorobenzene, the leaching experiment was then carried out to confirm that if any copper species in the liquid phase contributed to the yield of (*Z*)-2-(phenylsulfonyl)-1-

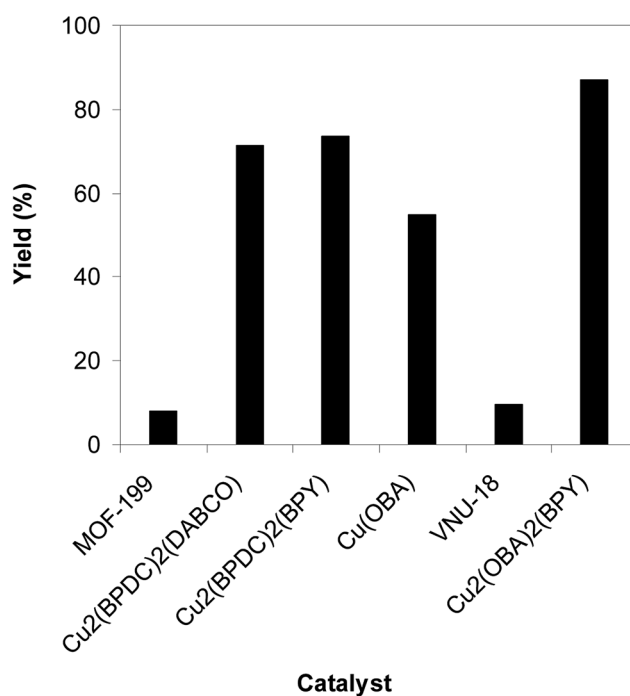


Fig. 7 Yield of (*Z*)-2-(phenylsulfonyl)-1-(thiophen-2-yl)ethenamine vs. heterogeneous catalyst.

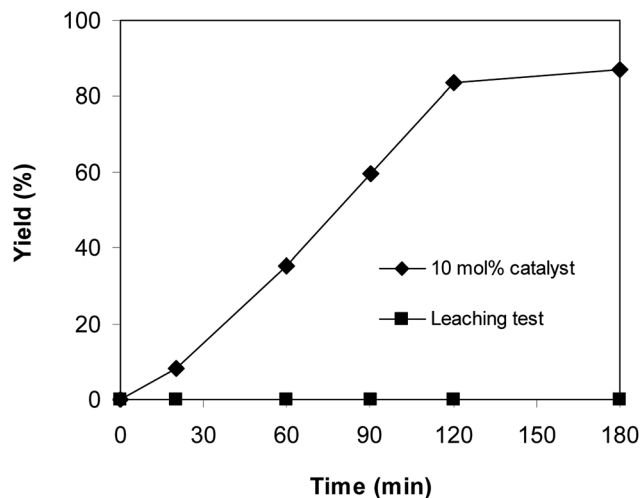
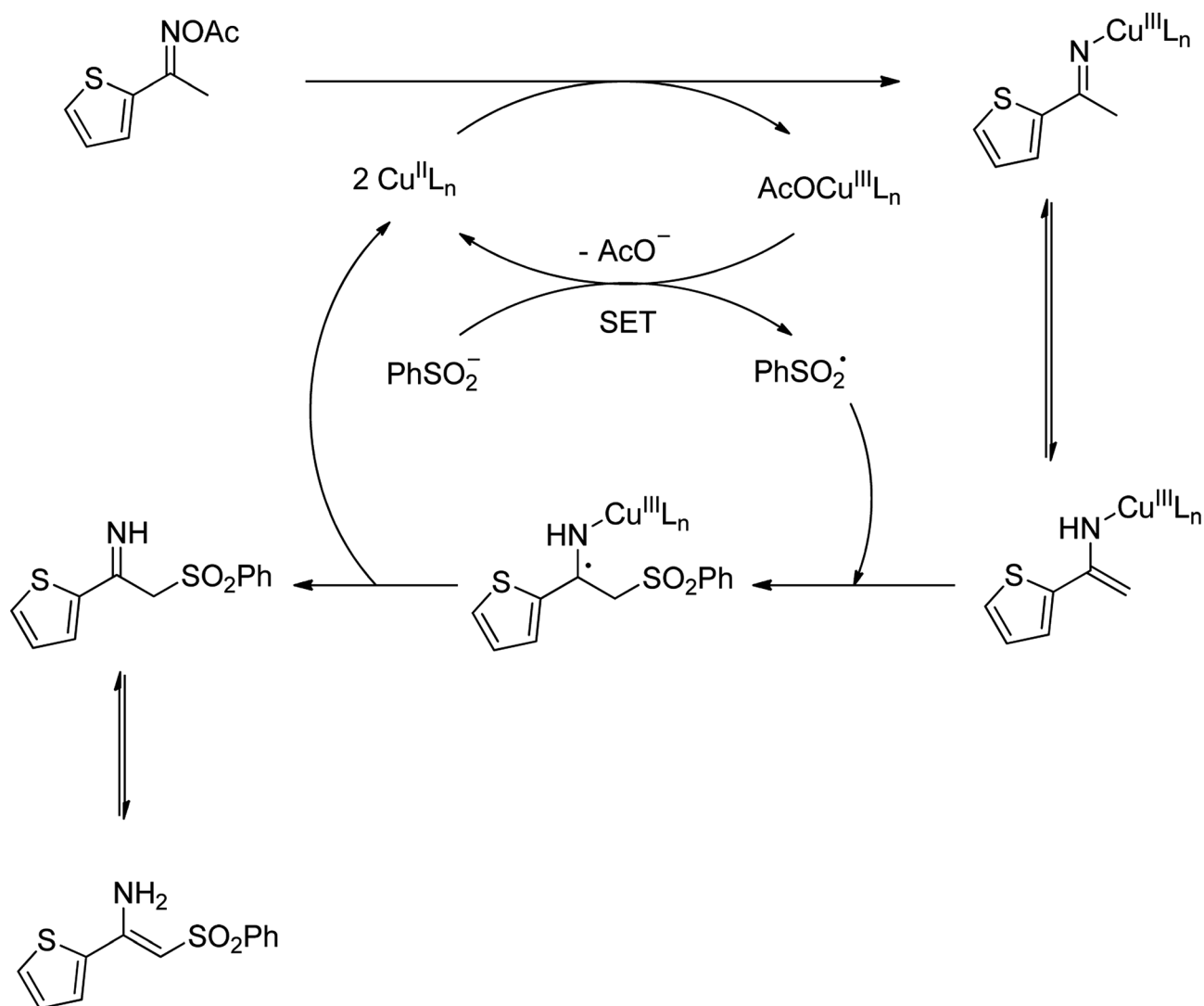


Fig. 8 Leaching test verified that the reaction proceeded under truly heterogeneous catalysis.

(thiophen-2-yl)ethenamine. The reaction was performed at 100 °C in chlorobenzene under argon for 3 h, with 1.2 equivalents of sodium benzenesulfinate and reactant concentration of 0.25 M, in the presence of 10 mol% catalyst. Upon the completion of the reaction, the copper-based framework catalyst was removed from the reactor by centrifugation. The liquid phase was subsequently transferred to a new and clean screw-cap vial. Fresh reagents were consequently added to this vial. The resulting mixture was magnetically stirred at 100 °C under argon for 3 h. Under these conditions, no additional (*Z*)-2-(phenylsulfonyl)-1-(thiophen-2-yl)ethenamine was detected. This result verified that the direct C–S coupling reaction utilizing  $\text{Cu}_2(\text{OBA})_2(\text{BPY})$  catalyst progressed under truly heterogeneous catalysis (Fig. 8).

To gain more information about the pathway of the reaction, (2,2,6,6-tetramethylpiperidin-1-yl)oxy (TEMPO) was utilized as a radical scavenger. In the first experiment, TEMPO was added at the beginning of the reaction, and no trace amount of product was detected. In the second experiment, after the first 1 h reaction time, TEMPO was introduced to the reactor, and the



Scheme 2 Plausible mechanism for the formation of (*Z*)-2-(phenylsulfonyl)-1-(thiophen-2-yl)ethenamine.

reaction mixture was magnetically stirred under argon at 100 °C for further 2 h. Under these conditions, no additional  $\beta$ -sulfonylvinylamine product was observed. Furthermore, the direct C–S coupling reaction was also allowed to proceed in the presence of 1,1-diphenylethylene. It was noted that the transformation was considerably affected by this radical scavenger. These observations verified that radical species should be involved in the catalytic cycle. With these data, and based on previous report,<sup>10</sup> a plausible pathway was proposed (Scheme 2). Initially, a copper enamide intermediate was produced from the oxime acetate, while copper(II) were converted to copper(III) species. A sulfonyl free radical was then formed *via* a single-electron-transfer (SET) process, releasing the copper(II) species. Next, the sulfonyl free radical attacked to the enamide intermediate, followed by the regeneration of the copper(II) species. Finally, tautomerization of the imine intermediate afforded the corresponding  $\beta$ -sulfonylvinylamine.

As mentioned previously, the  $\text{Cu}_2(\text{OBA})_2(\text{BPY})$  displayed higher catalytic performance than numerous homogeneous and MOF-based catalysts. To emphasize the significance of this catalyst, one important issue would be its reusability. The copper-based framework was accordingly explored for reusability in 10 sequential catalytic runs. The reaction was carried out at 100 °C in chlorobenzene under argon for 3 h, with 1.2 equivalents of sodium benzenesulfinate and reactant concentration of 0.25 M, in the presence of 10 mol% catalyst. After each catalytic cycle, the copper-based catalyst was collected by centrifugation, washed extensively with DMF and methanol, dried at 150 °C under vacuum on a Shlenkline for 6 h. This catalyst sample was subsequently utilized for next catalytic run with the same reaction conditions. It was noted that the  $\text{Cu}_2(\text{OBA})_2(\text{BPY})$  was reusable many times without a substantial deterioration in catalytic efficiency. Certainly, 86% yield of the desired product was still obtained for the 10<sup>th</sup> catalytic run (Fig. 9). Additionally, the reutilized catalyst was characterized by

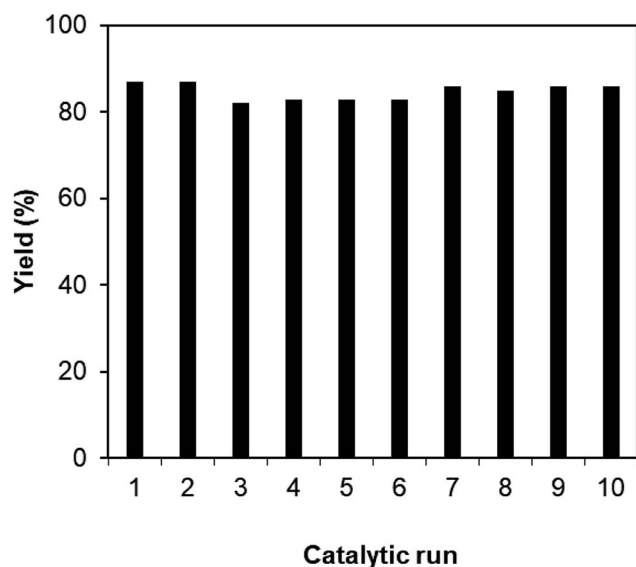


Fig. 9 Catalyst reutilizing studies.

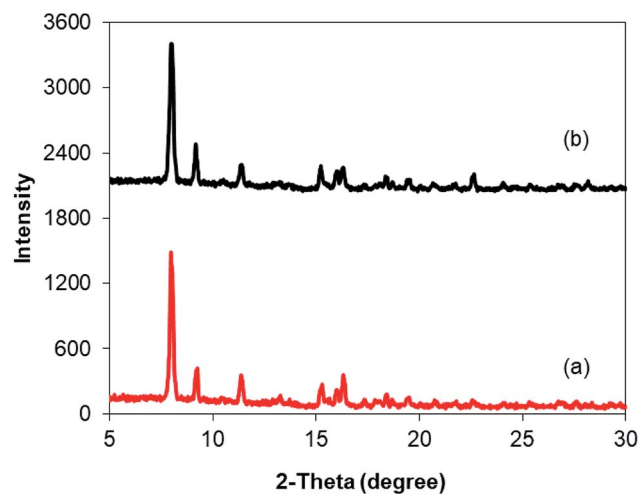


Fig. 10 XRD observations of the new (a) and reused (b)  $\text{Cu}_2(\text{OBA})_2(\text{BPY})$ .

XRD (Fig. 10) and FT-IR (Fig. 11). Analysis results verified that the catalyst structure was preserved during the experiments.

With the significance of  $\beta$ -ketosulfones in pharmaceutical and agrochemical industries, we expanded the work to achieve these valuable structures *via* a hydrolysis step (Scheme 1b and Table 1). The reaction was performed at 100 °C in chlorobenzene under argon for 3 h, with 1.2 equivalents of sodium benzenesulfinate and reactant concentration of 0.25 M, in the presence of 10 mol% catalyst. After that, the catalyst was recovered, the reaction mixture was treated with aqueous HCl solution, and the expected  $\beta$ -ketosulfone was purified by silica gel column chromatography. Following this procedure, 2-(phenylsulfonyl)-1-(thiophen-2-yl)ethanone was obtained in 76% yield (entry 1). Tang *et al.* previously demonstrated the  $\text{Cu}(\text{OAc})_2$ -catalyzed synthesis of  $\beta$ -sulfonylvinylamines from oxime acetates and sodium sulfinates, and upon hydrolysis, corresponding  $\beta$ -ketosulfones were produced in high yields.<sup>10</sup> It was reported that thiophene-based ketoximes were less reactive than benzene-based ketoximes. In this work, we also found that

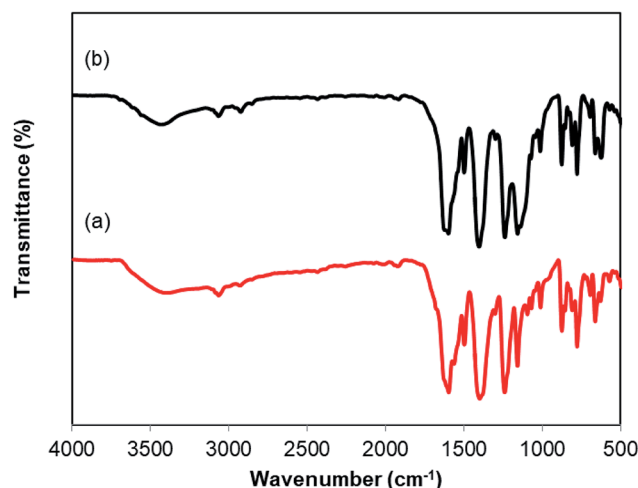


Fig. 11 FT-IR spectra of new (a) and reused (b)  $\text{Cu}_2(\text{OBA})_2(\text{BPY})$ .

Table 1 Synthesis of  $\beta$ -ketosulfones via  $\text{Cu}_2(\text{OBA})_2(\text{BPY})$ -catalyzed direct C–S coupling reaction, followed by hydrolysis step

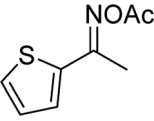
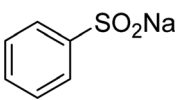
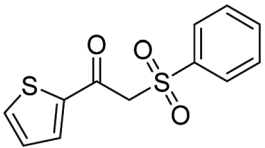
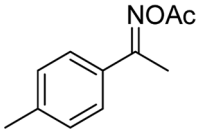
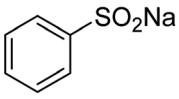
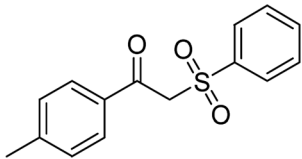
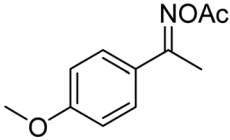
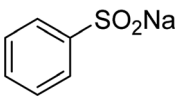
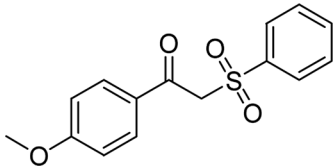
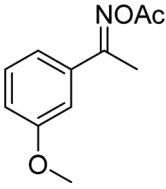
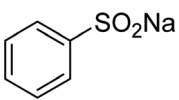
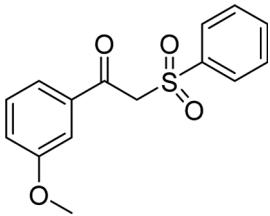
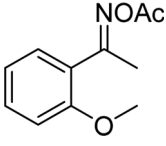
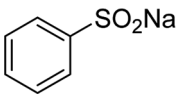
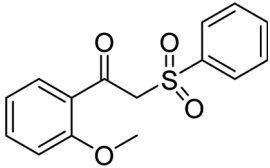
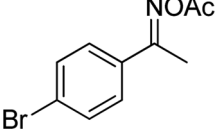
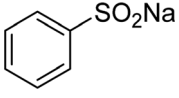
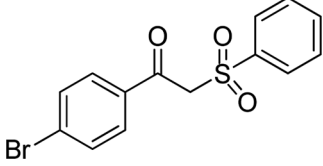
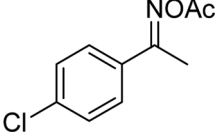
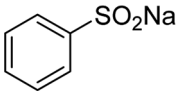
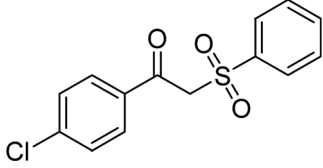
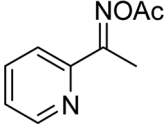
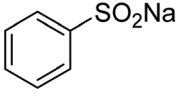
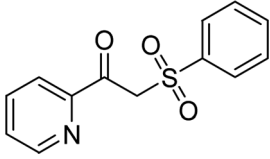
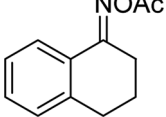
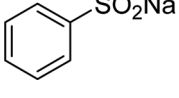
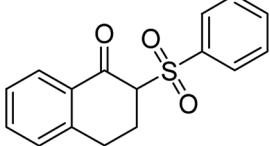
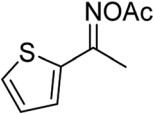
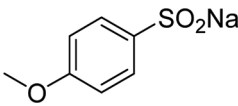
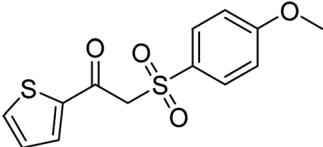
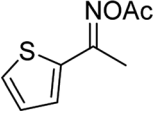
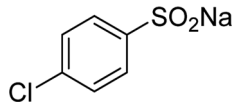
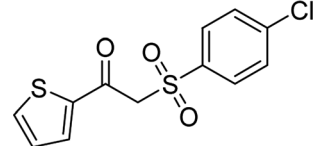
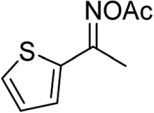
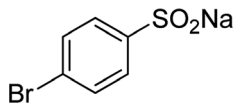
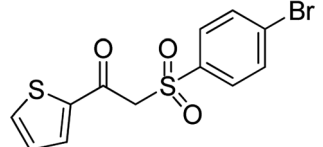
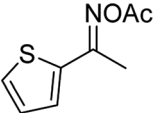
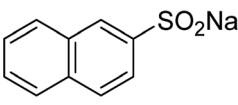
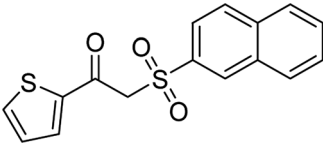
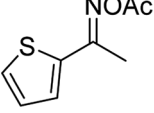
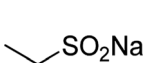
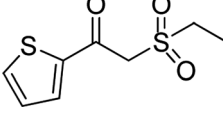
Entry	Reactant 1	Reactant 2	Product	Isolated yield
1				76%
2				88%
3				91%
4				89%
5				83%
6				76%
7				80%
8				80%
9				82%

Table 1 (Contd.)

Entry	Reactant 1	Reactant 2	Product	Isolated yield
10				90%
11				78%
12				65%
13				74%
14				79%

1-*p*-tolylethanone *O*-acetyl oxime was more reactive than 1-(thiophen-2-yl)ethanone *O*-acetyl oxime, and 2-(phenylsulfonyl)-1-*p*-tolylethanone was generated in 88% yield (entry 2).

Several benzene-based ketoximes were utilized in the synthesis of  $\beta$ -ketosulfones *via*  $\text{Cu}_2(\text{OBA})_2(\text{BPY})$ -catalyzed direct C–S coupling reaction, followed by hydrolysis step. 1-(4-Methoxyphenyl)-2-(phenylsulfonyl)ethanone was achieved in 91% (entry 3). Similarly, the reactions of meta- and ortho-substituted ketoximes afforded the corresponding products in high yields (entries 4 and 5). Ketoximes possessing a halogen substituent were slightly less reactive, forming 1-(4-bromophenyl)-2-(phenylsulfonyl)ethanone, and 1-(4-chlorophenyl)-2-(phenylsulfonyl)ethanone in 76%, and 80% yields, respectively (entries 6 and 7). 2-(Phenylsulfonyl)-1-(pyridin-2-yl)ethanone was also obtained in 80% yield (entry 8). 3,4-Dihydronaphthalen-1(2*H*)-one *O*-acetyl oxime was also reactive, and 82% yield of 2-(phenylsulfonyl)-3,4-dihydronaphthalen-1(2*H*)-one was recorded (entry 9). Different sodium benzenesulfonates were also used, and 2-(4-methoxyphenylsulfonyl)-1-(thiophen-2-yl)ethanone (entry 10), 2-(4-chlorophenylsulfonyl)-1-(thiophen-2-yl)ethanone (entry 11), 2-(4-bromophenylsulfonyl)-1-(thiophen-2-yl)ethanone (entry 12), and 2-(naphthalen-2-ylsulfonyl)-1-(thiophen-2-yl)ethanone (entry 13) were generated in 90%, 78%, 65%, and 74% yields, respectively. Additionally, the transformation of sodium ethanesulfinate afforded 2-(ethylsulfonyl)-1-(thiophen-2-yl)ethanone in 79% yield (entry 14).

## 4. Conclusions

The copper–organic framework  $\text{Cu}_2(\text{OBA})_2(\text{BPY})$  was utilized as a recyclable heterogeneous catalyst for the direct C–S coupling reaction between sodium sulfonates and oxime acetates to produce  $\beta$ -sulfonylvinylamines. The solvent expressed a remarkable impact on the transformation, and chlorobenzene emerged as the best option. This Cu-MOF was more active towards the coupling reaction than a series of copper-based homogeneous and MOF-based catalysts. The coupling reaction utilizing  $\text{Cu}_2(\text{OBA})_2(\text{BPY})$  catalyst progressed under truly heterogeneous catalysis. The catalyst was reutilized many times in the synthesis of  $\beta$ -sulfonylvinylamines without a considerably deterioration in catalytic efficiency. These  $\beta$ -sulfonylvinylamines were promptly converted to corresponding  $\beta$ -ketosulfones *via* a hydrolysis step with aqueous HCl solution. The fact that  $\beta$ -sulfonylvinylamines were generated under a heterogeneous catalysis approach, and readily converted to  $\beta$ -ketosulfones upon hydrolysis, was consequently profitable to pharmaceutical and agrochemical industries.

## Conflicts of interest

There are no conflicts to declare.



## Acknowledgements

The Vietnam National University – Ho Chi Minh City (VNU-HCM) is acknowledged for financial support *via* project No. NV2018-20-02.

## References

- 1 N.-C. Hsueh, H.-Y. Chen and M.-Y. Chang, *J. Org. Chem.*, 2017, **82**, 13324–13332.
- 2 M.-Y. Chang and Y.-C. Cheng, *Org. Lett.*, 2016, **18**, 1682–1685.
- 3 M.-Y. Chang, H.-Y. Chen and Y.-H. Chen, *J. Org. Chem.*, 2017, **82**, 12631–12639.
- 4 Z.-Z. Chen, S. Liu, W.-J. Hao, G. Xu, S. Wu, J.-N. Miao, B. Jiang, S.-L. Wang, S.-J. Tu and G. Li, *Chem. Sci.*, 2015, **6**, 6654–6658.
- 5 Y. Tang, Y. Zhang, K. Wang, X. Li, X. Xu and X. Du, *Org. Biomol. Chem.*, 2015, **13**, 7084–7090.
- 6 A. Kumar and M. K. Muthyala, *Tetrahedron Lett.*, 2011, **52**, 5368–5370.
- 7 H. Loghmani-Khouzani and D. Hajiheidari, *J. Fluorine Chem.*, 2010, **131**, 561–569.
- 8 D. Yang, B. Huang, W. Wei, J. Li, G. Lin, Y. Liu, J. Ding, P. Sun and H. Wang, *Green Chem.*, 2016, **18**, 5630–5634.
- 9 L. Xie, X. Zhen, S. Huang, X. Su, M. Lin and Y. Li, *Green Chem.*, 2017, **19**, 3530–3534.
- 10 X. Tang, L. Huang, Y. Xu, J. Yang, W. Wu and H. Jiang, *Angew. Chem., Int. Ed.*, 2014, **53**, 4205–4208.
- 11 M. Rimoldi, A. J. Howarth, M. R. DeStefano, L. Lin, S. Goswami, P. Li, J. T. Hupp and O. K. Farha, *ACS Catal.*, 2017, **7**, 997–1014.
- 12 M. I. Gonzalez, J. A. Mason, E. D. Bloch, S. J. Teat, K. J. Gagnon, G. Y. Morrison, W. L. Queen and J. R. Long, *Chem. Sci.*, 2017, 4387–4398.
- 13 P. Rani and R. Srivastava, *New J. Chem.*, 2017, **41**, 8166–8177.
- 14 P. D. C. Dietzel, P. A. Georgiev, J. Eckert, R. Blom, T. Strässled and T. Unruh, *Chem. Commun.*, 2010, **46**, 4962–4964.
- 15 M. J. Katz, A. J. Howarth, P. Z. Moghadam, J. B. DeCoste, R. Q. Snurr, J. T. Hupp and O. K. Farha, *Dalton Trans.*, 2016, **45**, 4150–4153.
- 16 B. N. Bhadra, J. Y. Song, N. A. Khan and S. H. Jhung, *ACS Appl. Mater. Interfaces*, 2017, **9**, 31192–31202.
- 17 Z. Xue, J. Jiang, M.-G. Ma, M.-F. Li and T. Mu, *ACS Sustainable Chem. Eng.*, 2017, **5**, 2623–2631.
- 18 N. E. Thornburg, Y. Liu, P. Li, J. T. Hupp, O. K. Farha and J. M. Notestein, *Catal. Sci. Technol.*, 2016, **6**, 6480–6484.
- 19 Y. Noori and K. Akhbari, *RSC Adv.*, 2017, **7**, 1782–1808.
- 20 J. W. Maina, C. Pozo-Gonzalo, L. Kong, J. Schütz, M. Hill and L. F. Dumée, *Mater. Horiz.*, 2017, **4**, 345–361.
- 21 Z. Hu and D. Zhao, *CrystEngComm*, 2017, **19**, 4066–4081.
- 22 A. V. Kubarev and M. B. J. Roeffaers, *CrystEngComm*, 2017, **19**, 4162–4165.
- 23 S. M. J. Rogge, A. Bavykina, J. Hajek, H. Garcia, A. I. Olivos-Suarez, A. Sepúlveda-Escribano, A. Vimont, G. Clet, P. Bazin, F. Kapteijn, M. Daturi, E. V. Ramos-Fernandez, F. X. L. i. Xamena, V. V. Speybroeck and J. Gascon, *Chem. Soc. Rev.*, 2017, **46**, 3134–3184.
- 24 M. Pu, Y. Ma, J. Wan, Y. Wang, J. Wang and M. L. Brusseau, *Catal. Sci. Technol.*, 2017, **7**, 1129–1140.
- 25 Q. Yang, Q. Xu and H.-L. Jiang, *Chem. Soc. Rev.*, 2017, **46**, 4774–4808.
- 26 N. Elgrishi, M. B. Chambers, X. Wang and M. Fontecave, *Chem. Soc. Rev.*, 2017, **46**, 761–769.
- 27 L. Oar-Arteta, T. Wezendonk, X. Sun, F. Kapteijn and J. Gascon, *Mater. Chem. Front.*, 2017, **1**, 1709–1745.
- 28 A. Herbst and C. Janiak, *CrystEngComm*, 2017, **19**, 4092–4117.
- 29 L. Tang, D. Li, F. Fu, Y. Wu, Y. Wang, H. Hu and E. Wang, *J. Mol. Struct.*, 2008, **888**, 344–353.
- 30 T. Truong, V. T. Nguyen, H. T. X. Le and N. T. S. Phan, *RSC Adv.*, 2014, **4**, 52307–52315.