



Article

# Recreational Nitrous Oxide Use and Associated Factors among Health Profession Students in France

Camille Inquimbert <sup>1,2,\*</sup> , Yoann Maitre <sup>3</sup>, Estelle Moulis <sup>4</sup>, Vincent Gremillet <sup>4</sup>, Paul Tramini <sup>1</sup>, Jean Valcarcel <sup>1</sup> and Delphine Carayon <sup>5</sup>

- <sup>1</sup> Department of Public Health, Faculty of Dental Medicine, University of Montpellier, 34000 Montpellier, France; paul.tramini@umontpellier.fr (P.T.); jean.valcarcel@umontpellier.fr (J.V.)  
<sup>2</sup> Institut Desbrest d'Epidémiologie et de Santé Publique, IDESP UMR UA11 INSERM, Université de Montpellier, 34093 Montpellier, France  
<sup>3</sup> EA 2415, Aide à la Décision pour une Médecine Personnalisée, Université de Montpellier, 34093 Montpellier, France; maitreyoann@yahoo.fr  
<sup>4</sup> Department of Pediatric Dentistry, Faculty of Dental Medicine, University of Montpellier, 34000 Montpellier, France; estelle.moulis@umontpellier.fr (E.M.); vincent.gremillet@outlook.fr (V.G.)  
<sup>5</sup> Department of Prosthodontics, Faculty of Dental Medicine, University of Montpellier, 34000 Montpellier, France; delphine.carayon@umontpellier.fr  
\* Correspondence: camille.inquimbert@umontpellier.fr; Tel.: +33-666957674

**Abstract:** The first aim of this study was to investigate the recreational use of nitrous oxide (N<sub>2</sub>O) among health profession students at Montpellier University (France). The second aim was to identify the factors associated with N<sub>2</sub>O use. All students in medicine, dentistry, pharmacy and midwifery of the Montpellier University were contacted by email to participate in the survey. The students answered directly online by filling out anonymously a questionnaire including demographic information and questions about N<sub>2</sub>O, illicit drugs and alcohol use. Ethical approval was granted by the ethics committee of the Montpellier University. The sample comprised 593 students (mean age = 22.3 ± 2.6 yr), with 68.6% of females. Lifetime N<sub>2</sub>O use was reported by 76.6% and frequent alcohol use by 30.5% of the respondents. The lifetime use of cannabis, 'poppers', cocaine, ecstasy and LSD was 26.8%, 54.6%, 9.6%, 10.1% and 2.0% respectively. In multivariate analysis, the substances significantly associated with lifetime N<sub>2</sub>O were alcohol drinking and 'poppers' use. With respect to this self-nominated sample, our results indicate that respondents who were alcohol drinkers, were poppers users, follow longer studies, divert medical products for recreational use or were members of a students' corporation had higher odds of lifetime N<sub>2</sub>O use.

**Keywords:** nitrous oxide; students; health profession; public health



**Citation:** Inquimbert, C.; Maitre, Y.; Moulis, E.; Gremillet, V.; Tramini, P.; Valcarcel, J.; Carayon, D. Recreational Nitrous Oxide Use and Associated Factors among Health Profession Students in France. *Int. J. Environ. Res. Public Health* **2022**, *19*, 5237. <https://doi.org/10.3390/ijerph19095237>

Academic Editors: José María Augusto-Landa, Inmaculada García-Martínez, Samuel P. León and Paul B. Tchounwou

Received: 24 March 2022

Accepted: 22 April 2022

Published: 26 April 2022

**Publisher's Note:** MDPI stays neutral with regard to jurisdictional claims in published maps and institutional affiliations.



**Copyright:** © 2022 by the authors. Licensee MDPI, Basel, Switzerland. This article is an open access article distributed under the terms and conditions of the Creative Commons Attribution (CC BY) license (<https://creativecommons.org/licenses/by/4.0/>).

## 1. Introduction

Nitrous oxide (N<sub>2</sub>O) is used as an aesthetic in different medical domains. Since it was first synthesized in 1772 by Joseph Priestley, it has been subject to hedonistic consumption. It is also known as laughing gas, and it is well known by health students and practitioners; mixed with 50% oxygen in an equimolar mixture of oxygen and nitrous oxide (EMONO), it is used as an anesthetic in French hospitals, particularly in dental surgery. It has been shown to be efficient in reducing or alleviating patient anxiety during dental treatments [1].

The recreational use of N<sub>2</sub>O is now very popular, particularly among adolescents and the student community, and it has been associated with multiple toxic effects after inhalation [2–4]. As a psychoactive drug, some cases of N<sub>2</sub>O abuse have been reported, which were associated with sensorimotor peripheral neuropathy or hematological disorders, with different manifestations, such as loss of sensory perception, mostly in the hands and the feet of the abuser [5–7]. Other cases of destructive properties and associated symptoms have been described, the most frequent being paresthesia, unsteady gait, weakness, feelings of dissociation, delusions and emphysema, and vitamin B12 deficiency [8]. Accidental deaths

associated with recreational use have been seldom reported in UK [9]. This substance is easily available, namely in whipped cream charging bottles (known as whippits), and its consumption has increased substantially in different countries [3,8]. For recreational use, the bulbs are mostly released into a balloon containing 4 L of gas under normobaric conditions [10]. At the same time, a global increase of other recreational drugs consumption has been observed, including alcohol, cannabis, ketamine, alkyl nitrites ('poppers'), Methylenedioxymethamphetamine (MDMA: ecstasy), hallucinogenic mushroom, cocaine or lysergic acid diethylamide (LSD), sometimes associated with N<sub>2</sub>O [11–16].

In France, it seems that the health students also frequently use N<sub>2</sub>O [1], but no study has ever been conducted about its recreational use, and little is known about either these students' characteristics or their behavioral profiles. On a public health approach, it seemed relevant to study patterns of drugs consumption: alcohol, cannabis, ketamine, poppers, ecstasy, hallucinogenic mushroom, cocaine or LSD, which are the most commonly described among students, and to better understand their relation with N<sub>2</sub>O recreational use. The first aim of this study was to investigate the recreational use of N<sub>2</sub>O among the students of the medicine, dentistry, pharmacy and midwifery universities in the town of Montpellier (France). The second aim was to identify the factors associated with the N<sub>2</sub>O consumption.

## 2. Materials and Methods

### 2.1. Study Site and Population

In 2021, the survey investigated undergraduate students registered at the Montpellier University, until the sixth year in the medicine, dentistry, pharmacy universities and before the end of the third year of midwifery school. The Montpellier University welcomes all health students from the center-south region of France. All students were contacted by email to participate to the survey: 653, 348, 551 and 240 students from medicine, dentistry, pharmacy and midwifery participated, respectively. Participant' recruitment was performed using the internet, leading to a self-nominated sample. Participants were informed about the purpose and procedure of the survey. The e-mail addresses database was provided by the administrator of each university (medicine, dentistry, pharmacy and midwifery) who was officially informed of the survey.

### 2.2. Ethics

The protocol and study design were approved by ethics and regulatory agencies and were implemented in accordance with provisions of the Declaration of Helsinki. The appropriate Committee (Local Research Ethics Committee, Montpellier, France) approved the protocol (ID 2020-009-12). Students who agree to participate to the study had to sign the informed consent.

The informed consent form contained the name and affiliation of the investigator, a plain language description of the study, the approximate duration of the interview and the ethics committee approval.

### 2.3. Measurement Tool

The students answered directly online by filling out an anonymous questionnaire in a spreadsheet format via Google Forms. It comprised three pages of A4 format with a total of 35 items (single-item question), including demographic information and questions about N<sub>2</sub>O, illicit drugs (poppers, ecstasy, cocaine, ketamine, LSD) and alcohol use. Students who declared to be N<sub>2</sub>O users were asked subsequent questions about behavioural characteristics, such as dose and frequency of consumption, place of purchase, the use of other substances, and the sensations caused by N<sub>2</sub>O. Cigarette and/or cannabis smoking, coffee and alcohol drinking were assessed by four levels: 'never', 'sometimes', 'frequently' and 'daily'. It took approximately 10 min to complete the questionnaire.

Information was collected from all respondents to the survey, via fill-in forms that were completed anonymously in the database. The respondents were informed online that the process was completely anonymous. A password enabled the clinician (VG) in charge

of the data treatment to access the database. A pilot study was initially implemented on a group of 15 dental students in order to test the feasibility and the good understanding of the questionnaire. The final questionnaire was available online for a two-month period.

#### 2.4. Statistical Method

Descriptive statistics were expressed via means and standard deviations for quantitative variables. Categorical variables were summarized as frequency counts and percentages with a 95% confidence interval. The primary outcome was the proportion of students who declared use of N<sub>2</sub>O. Bivariate analyses allowed a test of the relationship between the use of N<sub>2</sub>O and other variables such as demographic or behavioral variables (Pearson chi-square or Fisher test for categorical variables). Variables with a *p*-value of less than 0.20 were then proposed for multivariate analysis, through a multivariate logistic regression model using an automatic stepwise selection. The fit of the model was determined using an ROC curve and the area under the curve (AUROC) statistic as well as the Hosmer-Lemeshow chi-square.

The power calculation was derived from the logistic regression model which tested the effects of different covariables with the consumption of N<sub>2</sub>O (yes/no). Based on the work of Peduzzi [17], the minimum number of subjects to include was calculated by:  $N = 10 k/p$ , with 'k' being the number of covariates in the model ( $k = 20$ ) and 'p' being the estimated proportion of N<sub>2</sub>O users ( $p = 0.40$ ). It was found that the sample size would be at least 500 subjects.

All analyses were performed with the statistical software Stata 16.1 (StataCorp, College Station, TX, USA) based on a two-sided type I error with an *alpha* level of 0.05.

### 3. Results

#### 3.1. Student Characteristics

With 593 completed questionnaires, the global response rate was 33.1%. It was 27.4%, 51.7%, 30.3% and 27.9% of the medicine, dentistry, pharmacy and midwifery students, respectively. The mean age of the sample was 22.3 years ( $\pm 2.6$  yr), with almost 20% of the students being older than 25 years. The majority of respondents were female (68.6%): the proportion was 56.1%, 69.8%, 70.1% and 95.5% of the medicine, dentistry, pharmacy and midwifery students, respectively.

The proportion of N<sub>2</sub>O users among the respondents was 76.6% ( $n = 454$ , 95% CI: 72.9–79.9%), a proportion of 80.0%, 78.3%, 66.5% and 71.6% of the medicine, dentistry, pharmacy and midwifery students, respectively. A small proportion (2.6%) admitted to have given up. The specific proportions, according to sociodemographic variables are displayed in Table 1.

**Table 1.** Sociodemographic characteristics of the students according to N<sub>2</sub>O use; comparisons between N<sub>2</sub>O users and non-users were made by bivariate test (chi-square) and multivariate test (multivariate logistic regression). (§) not in the final model after stepwise multiple logistic regression.

Variable	Never Used N <sub>2</sub> O		N <sub>2</sub> O Users		Bivariate Test	Multivariate Test
	n	%	n	%	<i>p</i> -Value	<i>p</i> -Value (OR)
Gender					0.04	0.89 (§)
Males	34	24.5	152	33.5		
Females	105	75.5	302	66.5		
Type of studies					0.0001	0.31 (§)
Midwifery	19	13.7	48	10.6		
Medicine	25	18.0	154	33.9		
Odontology	39	28.1	141	31.1		
Pharmacy	56	40.3	111	24.4		

Table 1. Cont.

Variable	Never Used N <sub>2</sub> O		N <sub>2</sub> O Users		Bivariate Test	Multivariate Test
	n	%	n	%	p-Value	p-Value (OR)
Age					0.0001	0.64 (§)
<21 yr	79	56.8	95	20.9		
21–22 yr	34	24.5	124	27.3		
23–24 yr	19	13.7	135	29.8		
>24 yr	7	5.0	100	22.0		
Years of study					0.0001	0.0001 (3.46)
1–2 yr	65	46.8	54	11.9		
3–4 yr	51	36.7	155	34.1		
3–4 yr	23	16.6	245	53.9		
Ever repeated year					0.16	0.07 (0.61)
No	46	33.1	180	39.7		
Yes	93	66.9	274	60.3		
Member of a students' corporation					0.0001	0.002 (10.43)
No	137	98.6	345	76.0		
Yes	2	1.4	109	24.0		

### 3.2. Harmful Habits According to N<sub>2</sub>O Use

In the bivariate analysis, different characteristics were significantly associated with N<sub>2</sub>O use, including males, older students, those following medical or dental studies, or being a member of a students' corporation. Sixty-five percent of the respondents declared that they have never smoked, while 14.0% admitted smoking more than 5 cigarettes a day and 28.2% never drank coffee. Frequent alcohol use was reported by 30.5% (n = 181, 95% CI: 26.8–34.4%) of the respondents, a proportion of 28.7%, 36.5%, 28.7% and 6.1% of the medicine, dentistry, pharmacy and midwifery students, respectively. The proportion of respondents who never/rarely drank alcohol versus frequently/very frequently was not significantly different according to gender ( $p = 0.23$ ). Cannabis use was reported by 26.8% of the students, with 3.2% using it frequently or very frequently. About half of the respondents (54.6%) declared using poppers, while 9.6% declared being lifetime user of cocaine, 10.1% of ecstasy, 12.8% of MDMA and 7.1% of mushrooms. Two percent declared being lifetime LSD users, a proportion of 2%, 4%, 0% and 0% of the medicine, dentistry, pharmacy and midwifery students, respectively.

Among the N<sub>2</sub>O users, 96.9% reported drinking alcohol, while the same was reported by only 76.3% of N<sub>2</sub>O nonusers. The proportion of tobacco users was 40.1% and 15.1% in the N<sub>2</sub>O users and nonusers, respectively. Cannabis consumption was reported by 31.5% and 11.5% of the N<sub>2</sub>O users and nonusers, respectively. In the bivariate analysis, different harmful habits, such as tobacco, alcohol, or cannabis consumptions were significantly associated with N<sub>2</sub>O use (Table 2).

**Table 2.** Distribution of harmful habits according to N<sub>2</sub>O use; comparisons between N<sub>2</sub>O users and non-users were made by bivariate test (chi-square) and multivariate test (multivariate logistic regression). (\*) not retained for the multiple logistic regression ( $p > 0.20$ ). (§) not in the final model after stepwise multiple logistic regression.

Variable	Never Used N <sub>2</sub> O		N <sub>2</sub> O Users		Bivariate Test	Multivariate Test
	n	%	n	%	p-Value	p-Value (OR)
Divert medicinal products for recreational use					0.0001	0.002 (5.19)
No	134	96.4	338	74.4		
Yes	5	3.6	116	25.6		

Table 2. Cont.

Variable	Never Used N <sub>2</sub> O		N <sub>2</sub> O Users		Bivariate Test	Multivariate Test
	n	%	n	%	p-Value	p-Value (OR)
Ever use antidepressants					0.26	(*)
No	128	92.1	403	88.8		
Yes	11	7.9	51	11.2		
Tobacco consumption					0.0001	0.88 (\$)
Never	118	84.9	272	59.9		
Sometimes	11	7.9	109	24.0		
Frequently	4	2.9	24	5.3		
Daily	6	4.3	49	10.8		
Alcohol consumption					0.0001	0.0001 (2.48)
Never	33	23.7	14	3.1		
Sometimes	93	66.9	272	59.9		
Frequently	13	9.4	162	35.7		
Daily	0	0	6	1.3		
Coffee consumption					0.001	0.54(\$)
Never	49	35.3	118	26.0		
Sometimes	38	27.3	85	18.7		
Frequently	21	15.1	65	14.3		
Daily	31	22.3	186	41.0		
Cannabis consumption					0.0001	0.88 (\$)
Never	123	88.5	311	68.5		
Sometimes	16	11.5	124	27.3		
Frequently	0	0	11	2.4		
Daily	0	0	8	1.8		

In the multivariate analysis, N<sub>2</sub>O users were more likely to be alcohol consumers ( $p = 0.0001$ , OR = 2.48 [1.51;4.09]). The proportion of N<sub>2</sub>O users was significantly higher among those who had ever diverted medicinal products for recreational use ( $p = 0.0001$ , OR = 5.19 [1.84;14.62]). Although coffee, tobacco and cannabis consumption were higher among the N<sub>2</sub>O users in the bivariate analysis, these associations were no longer significant in the multivariate analysis.

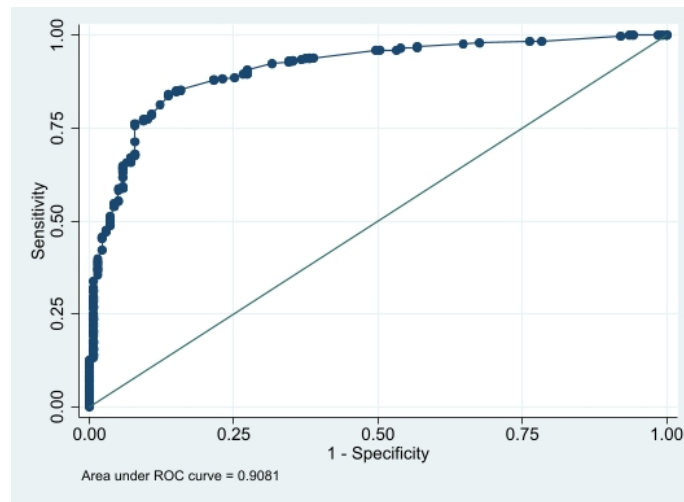
### 3.3. Drug Use According to N<sub>2</sub>O Use

When investigating at the consumption of other substances, it appeared that ‘poppers’ were the most consumed drug, 67.8% and 11.5% among N<sub>2</sub>O users and nonusers, respectively, reporting use (Table 3). This was also the only substance to be significantly associated with N<sub>2</sub>O lifetime use in the multivariate analysis ( $p = 0.0001$ , OR = 8.98 [4.74;17.02]). Ketamine and LSD were never consumed by N<sub>2</sub>O nonusers, while they were consumed by 4.2% and 2.6% of the N<sub>2</sub>O users, respectively. The last-month users (even occasionally) showed similar proportions to lifetime users. We observed that the N<sub>2</sub>O nonusers never consumed ketamine, LSD or cocaine in the last month, while these proportions were 1.5%, 0.7% and 4.2%, respectively, among N<sub>2</sub>O users.

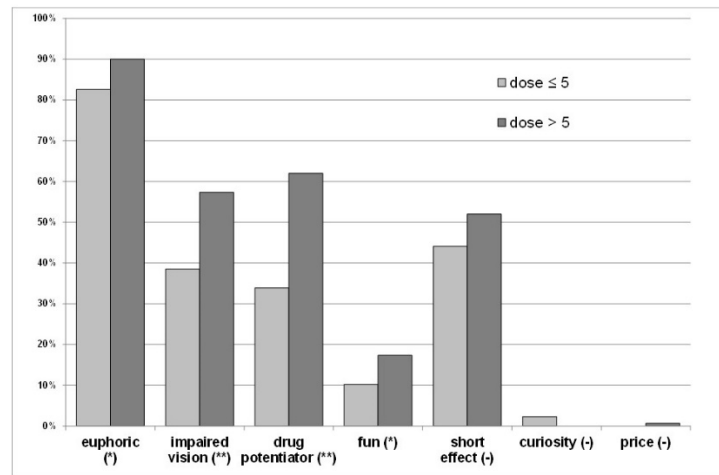
The multivariate regression model exhibited good discrimination (AUROC = 0.908 [0.880;0.936]) (Figure 1) and model fit (Hosmer-Lemeshow  $\chi^2 = 5.80$ ,  $p = 0.67$ ; Akaike’s information criterion = 383 and Bayesian information criterion = 422).

More than half of the respondents (58.2%) were using from 3 to 10 ‘whippits’ during one party. Most of them purchased it from the internet or from the students’ corporation. Only 1% obtained it from dealers.

Nearly one quarter of N<sub>2</sub>O users were not aware of their abuse, and a small proportion declared having increased their inhaling dose during the first lockdown. Desired effects, such as euphoria, impaired vision, potentiator effect, or fun were significantly associated with the inhaled dose (Figure 2).

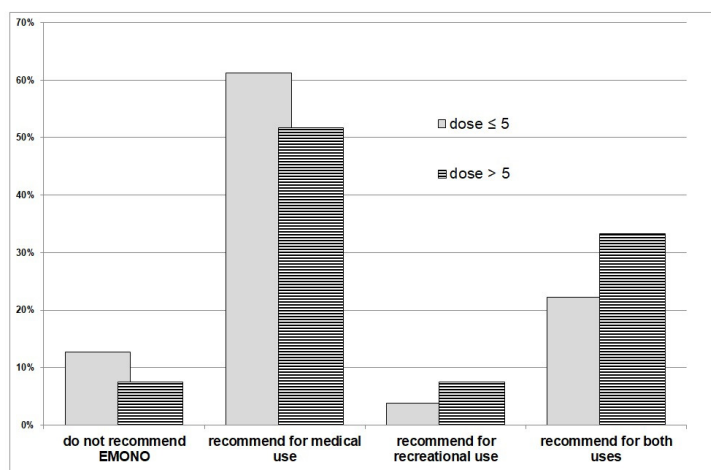


**Figure 1.** ROC curve after multiple logistic regression with a set of dependent variables including demographic variables (Table 1), harmful habits (Table 2) and other drugs (Table 3).



**Figure 2.** Prevalence of each needed effect in relation to the N<sub>2</sub>O dose. (\*)  $p < 0.05$  (\*\*)  $p < 0.0001$  (-)  $p \geq 0.05$ .

The majority of respondents (88.8%) would recommend N<sub>2</sub>O use. Figure 3 shows the relationship between the students' recommendations and the N<sub>2</sub>O dose usually inhaled.



**Figure 3.** Student recommendations of EMONO according to N<sub>2</sub>O dose usually inhaled.

**Table 3.** Distribution of other drugs use according to N<sub>2</sub>O use; comparisons between N<sub>2</sub>O users and non-users were made by bivariate test (chi-square) and multivariate test (multivariate logistic regression). (\*) not retained for the multiple logistic regression ( $p > 0.20$ ). (\$) not in the final model after stepwise multiple logistic regression.

Variable	Never Used N <sub>2</sub> O		N <sub>2</sub> O Users		Bivariate Test	Multivariate Test
	n	%	n	%	p-Value	p-Value (OR)
Lifetime users:						
MDMA	3	2.2	73	16.1	0.0001	0.66
Ketamine	0	0	19	4.2	0.006	(\$)
Mushrooms	5	3.6	37	8.2	0.07	0.09 (0.28)
LSD	0	0	12	2.6	0.04	(\$)
Poppers	16	11.5	308	67.8	0.0001	0.0001 (8.98)
Cocaine	3	2.2	54	11.9	0.001	0.80
Last-month users (even occasionally):						
MDMA	1	0.7	29	6.4	0.001	(\$)
Ketamine	0	0	7	1.5	0.14	(\$)
Mushrooms	2	1.4	8	1.8	0.57	(*)
LSD	0	0	3	0.7	0.45	(*)
Poppers	4	2.9	132	29.1	0.0001	(\$)
Cocaine	0	0	19	4.2	0.006	(\$)

#### 4. Discussion

This was the first study about N<sub>2</sub>O recreational use ever conducted in France. It highlights the high proportion of health students with N<sub>2</sub>O use experience. Among the respondents: 76.6% (95% CI: 72.9–79.9%) reported a history including N<sub>2</sub>O use. The highest proportion was found in medicine students (80.0%) and the lowest in pharmacy students (66.5%). We can reasonably assume that the proportion of students, and of young adults in general, using recreational N<sub>2</sub>O has increased in the last five years. Another study found a high frequency of recreational N<sub>2</sub>O use in first-year students [2]. One study of adolescents (age 14–18 years) reported a proportion of 15.6% respondents who declared having used N<sub>2</sub>O at least once in their life [4]. But when considering those who would definitely or maybe use N<sub>2</sub>O in the future, the estimated percentage increases to 35–40%. These authors found that recreational N<sub>2</sub>O use was associated with binge drinking (OR = 2.49) and cannabis use (OR = 1.98).

The global response rate was 33.1%. The majority of respondents were females, which is frequent when self-selected individuals participate in surveys [18]. Evidence suggests women are generally more interested in health topics and are more compliant with prevention or follow-up visits.

Our findings also suggest a significant association with alcohol abuse (OR = 2.48) but not with cannabis use ( $p = 0.88$ ). Furthermore, the association with poppers use was highly significant (OR = 9). This may indicate a typical trend in students' behavior and harmful habits. This is another reason for intervention to target risk behaviors in adolescents and young adults. Moreover, this survey targeted individuals who are future health professionals, so the educational factor should have positively influenced their awareness of addictive behaviors.

The profile of students using N<sub>2</sub>O corresponded to those who declared diverting medicinal products for recreational use (multiple logistic regression: OR = 5.19), those who were in higher years of study (OR = 3.46), or those who were member of a students' corporation (OR = 10.43), and those who were users of alcohol (OR = 2.48) or poppers (OR = 8.98). No association was found between N<sub>2</sub>O use and gender. This result was also found in other studies [4,10]. Although N<sub>2</sub>O use was significantly associated with the type of studies in the bivariate analysis, it was no longer significant in the multivariate model. It

seems that the students from different academic backgrounds could often meet together at students' parties regardless of their medical specialty.

Another finding was that the image that the respondents have of N<sub>2</sub>O is relatively positive, since 88.8% recommended its use to others. This could be explained by an easy availability of N<sub>2</sub>O, from supermarkets or even hospitals (EMONO). There was an obvious lack of concern with side effects, and some authors recommend that the prevention of N<sub>2</sub>O should start in early adolescence [4]. These authors reported that adolescents who once had used N<sub>2</sub>O inhalants also tended to use or continue to use other substances, which could ultimately lead to drug abuse.

The respondents declared that students' parties or private house parties were their highly preferred choice for inhaling N<sub>2</sub>O, with 86% consuming between 1 and 10 'whippits' at a single event. Considering the adverse effects, 6.4% declared ever collapsed after inhaling N<sub>2</sub>O and 23.6% were witnesses of somebody collapsing after inhaling N<sub>2</sub>O. Only 12.5% reported no effect after inhaling N<sub>2</sub>O, and 5.4% were consuming N<sub>2</sub>O during the first lockdown. There was a significant association between the dose inhaled and the presence of adverse effects. Previous studies did find such an association [3].

The preferred N<sub>2</sub>O providers were the internet, the students' corporation and friends, while 4% admitted it was fraudulently taken at the hospital. This finding agrees with those of other studies [3,19] which reported that this substance is easily available to everyone. The euphoric effect was the favorite effect desired by the respondents. Almost half of the students appreciated its short and relatively harmless effect. This is reliable with its use at students' parties or festivals.

It is well documented that health profession students are concerned by the current general trend of alcohol drinking and other illicit drug use [13,15,20–22]. In the present study, the proportion of students consuming alcohol (frequently or daily) was 30.5%, which is comparable with other studies that found the use rate to be 27% [23] and 30% [13] among dental students in the UK.

The proportion of respondents using lifetime cannabis was 26.8%, which is in accordance with other studies of students finding rates 37.2% in the USA [22], 33% among vocational dental practitioners from the UK [24], and 35% among dental students in the UK [15]. The proportion of students using lifetime cocaine was 9.6%, which is close to the proportion found in other studies: 8.5% among vocational dental practitioners from the UK [24], 14.1% from the USA [22], 4.5% among dental undergraduates in the UK [25], and 6.4% among medical students in the UK [20]. LSD was consumed by 2% of the respondents, ecstasy by 10.1%, amphetamines by 12.8%, and magic mushrooms by 7.1%; these proportions are similar to those reported by other studies [13,20,25].

Considering the sensitive topic of this study, it was essential that anonymity could be respected throughout the process. Indeed, anonymity encourages the participants to respond, because personal information or even intimacy is preserved, and it increases the honesty of responses.

#### *Limitations of This Study*

Firstly, this study was limited to a single university, and although this university is one of the largest in the Southern France, the external generalizability of the results is not ensured. Moreover, giving that the sample was self-nominating, this could lead to a volunteer effect, affecting the representability of N<sub>2</sub>O users in the whole population of medical students. It seems that individuals are more likely to participate in a survey if it concerns a subject of interest to them [18]. Therefore, the prevalence of recreational N<sub>2</sub>O use may be overestimated in the present study and is probably overestimated in the majority of reported studies based on a voluntary approach. However, reasonable general population inferences can be drawn from surveys of drug users employing purposive sampling that seek to include a large number of participants. It has been previously demonstrated that self-report studies are a valid and effective method for describing drug user profiles [12]. Since this study was originally initiated by the dental faculty, the highest response rate



was found among dental students (51.7%). As another consequence of the volunteer effect, dental students seemed to be more concerned than the other health students.

Another constraint was the cross-sectional design of this study, which could not detect certain trends over time. However, longitudinal studies are difficult to implement among students, so repeated cross-sectional surveys would be useful to analyse N<sub>2</sub>O use over time.

We also found many associations between illegal substances among this sample of students and high levels of poly-drug use. Therefore, recall bias and confounding factors can be considered as significant issues.

## 5. Conclusions

In conclusion, with respect to this self-nominated sample, our results indicate that respondents who were alcohol drinkers, were poppers users, follow longer studies, divert medical products for recreational use or were members of a students' corporation had higher odds of lifetime N<sub>2</sub>O use. This substance was generally used at students' parties or at private house parties, with other illicit substances used at the same occasion. Euphoria was the main desired effect after using N<sub>2</sub>O, and the almost-constant perceived side effect was tingling or numbness. Nitrous oxide, particularly with its EMONO mixing, is still widely used in medical care centers. As N<sub>2</sub>O is a psychotropic substance, it may lead to some dependency and side effects among individuals who ask for more at each visit to medical/dental care facility. Its misuse nowadays concerns different socioeconomic levels, including health profession students and adolescents from all backgrounds. We also found that with the internet, this substance could widely and easily be obtained, and that among N<sub>2</sub>O users, one third would recommend it for recreational use. It would be useful to develop future research on the adverse effects of nitrous oxide, to highlight the potential harms of its recreational use. Further investigation will be necessary to uncover whether N<sub>2</sub>O use could be the first step to other drug use among health students. School-based interventions could be appropriate to promote healthy lifestyle, including information about the risk of N<sub>2</sub>O use. Preventive recommendations would also be addressed to early students, in which it becomes an increasingly popular drug. This could become a public health concern in the near future.

**Author Contributions:** C.I., Y.M., E.M. and V.G. participated in the study design conceptualization, supervision, J.V., P.T. and E.M. involved in the methodology, D.C. validation, C.I., P.T. and Y.M. contributed the figures drawing, and C.I. analysis, editing, and proofreading. All authors have read and agreed to the published version of the manuscript.

**Funding:** This research received no external funding.

**Institutional Review Board Statement:** The study was conducted in accordance with the Declaration of Helsinki, and approved by the Institutional Review Board of Local Research Ethics Committee, Montpellier, France: 2020-009-12.

**Informed Consent Statement:** Informed consent was obtained from all subjects involved in the study.

**Data Availability Statement:** The data presented in this study are available on request from the corresponding author.

**Conflicts of Interest:** The authors declare no conflict of interest.

## References

1. Allio, A.; Bulteau, S.; Rousselet, M.; Lopez-Cazaux, S.; Grall-Bronnec, M.; Victorri-Vigneau, C. Assessment of an Equimolar Mixture of Oxygen and Nitrous Oxide: Effects in Pediatric Dentistry. *Int. J. Clin. Pediatr. Dent.* **2019**, *12*, 429–436. [[CrossRef](#)] [[PubMed](#)]
2. Ng, J.; O'Grady, G.; Pettit, T.; Frith, R. Nitrous oxide use in first-year students at Auckland University. *Lancet* **2003**, *361*, 1349–1350. [[CrossRef](#)]
3. Kaar, S.J.; Ferris, J.; Waldron, J.; Devaney, M.; Ramsey, J.; Winstock, A.R. Up: The rise of nitrous oxide abuse. An international survey of contemporary nitrous oxide use. *J. Psychopharmacol.* **2016**, *30*, 395–401. [[CrossRef](#)] [[PubMed](#)]

4. Van den Toren, S.J.; Van Grieken, A.; Raat, H. Associations of socio-demographic characteristics, well-being, school absenteeism, and substance use with recreational nitrous oxide use among adolescents: A cross-sectional study. *PLoS ONE* **2021**, *16*, e0247230. [[CrossRef](#)]
5. Thompson, A.G.; Leite, M.I.; Lunn, M.P.; Bennett, D.L. Whippits, nitrous oxide and the dangers of legal highs. *Pract. Neurol.* **2015**, *15*, 207–209. [[CrossRef](#)]
6. Fidalgo, M.; Prud'Homme, T.; Allio, A.; Bronnec, M.; Bulteau, S.; Jolliet, P.; Victorri-Vigneau, C. Nitrous oxide: What do we know about its use disorder potential? Results of the French Monitoring Centre for Addiction network survey and literature review. *Subst. Abus.* **2019**, *40*, 33–42. [[CrossRef](#)]
7. Winstock, A.R.; Ferris, J.A. Nitrous oxide causes peripheral neuropathy in a dose dependent manner among recreational users. *J. Psychopharmacol.* **2020**, *34*, 229–236. [[CrossRef](#)]
8. Oussalah, A.; Julien, M.; Levy, J.; Hajjar, O.; Franczak, C.; Stephan, C.; Laugel, E.; Wandzel, M.; Filhine-Tresarrieu, P.; Green, R.; et al. Global Burden Related to Nitrous Oxide Exposure in Medical and Recreational Settings: A Systematic Review and Individual Patient Data Meta-Analysis. *J. Clin. Med.* **2019**, *8*, 551. [[CrossRef](#)]
9. Butland, B.K.; Field-Smith, M.E.; Ramsey, J.D.; Anderson, H.R. Twenty-five years of volatile substance abuse mortality: A national mortality surveillance programme. *Addiction* **2013**, *108*, 385–393. [[CrossRef](#)]
10. Van Amsterdam, J.; Nabben, T.; Van den Brink, W. Recreational nitrous oxide use: Prevalence and risks. *Regul. Toxicol. Pharm.* **2015**, *73*, 790–796. [[CrossRef](#)]
11. Rochester, J.A.; Kirchner, J.T. Ecstasy (3,4-methylenedioxymethamphetamine): History, neurochemistry, and toxicology. *J. Am. Board Fam. Pract.* **1999**, *12*, 137–142. [[CrossRef](#)] [[PubMed](#)]
12. Winstock, A.R.; Wolff, K.; Ramsey, J. 4-MTA: A new synthetic drug on the dance scene. *Drug Alcohol Depend.* **2002**, *67*, 111–115. [[CrossRef](#)]
13. Barber, M.W.; Fairclough, A. A comparison of alcohol and drug use among dental undergraduates and a group of non-medical, professional undergraduates. *Br. Dent. J.* **2006**, *201*, 581–584. [[CrossRef](#)] [[PubMed](#)]
14. Brands, B.; Paglia-Boak, A.; Sproule, B.A.; Leslie, K.; Adlaf, E.M. Nonmedical use of opioid analgesics among Ontario students. *Can. Fam. Physician* **2010**, *56*, 256–262.
15. Underwood, B.; Fox, K.; Manogue, M. Tobacco, alcohol and drug use among dental undergraduates at one English university in 1998 and 2008. *Br. Dent. J.* **2010**, *208*, E8. [[CrossRef](#)]
16. Hallock, R.M.; Dean, A.; Knecht, Z.A.; Spencer, J.; Taverna, E.C. A survey of hallucinogenic mushroom use, factors related to usage, and perceptions of use among college students. *Drug Alcohol Depend.* **2013**, *130*, 245–248. [[CrossRef](#)]
17. Peduzzi, P.; Concato, J.; Kemper, E.; Holford, T.R.; Feinstein, A.R. A simulation study of the number of events per variable in logistic regression analysis. *J. Clin. Epidemiol.* **1996**, *49*, 1373–1379. [[CrossRef](#)]
18. Eysenbach, G.; Wyatt, J. Using the Internet for surveys and health research. *J. Med. Internet Res.* **2002**, *4*, E13. [[CrossRef](#)]
19. Mesic, S.; Ramadani, S.; Zunic, L.; Skopljak, A.; Pasagic, A.; Masic, I. Frequency of substance abuse among adolescents. *Mater. Sociomed.* **2013**, *25*, 265–269. [[CrossRef](#)]
20. Newbury-Birch, D.; Walshaw, D.; Kamali, F. Drink and drugs: From medical students to doctors. *Drug Alcohol Depend.* **2001**, *64*, 265–270. [[CrossRef](#)]
21. Voigt, K.; Twork, S.; Mittag, D.; Göbel, A.; Voigt, R.; Klewer, J.; Kugler, J.; Bornstein, S.R.; Bergmann, A. Consumption of alcohol, cigarettes and illegal substances among physicians and medical students in Brandenburg and Saxony (Germany). *BMC Health Serv. Res.* **2009**, *9*, 219. [[CrossRef](#)]
22. Arria, A.M.; Caldeira, K.M.; Allen, H.K.; Bugbee, B.A.; Vincent, K.B.; O'Grady, K.E. Prevalence and incidence of drug use among college students: An 8-year longitudinal analysis. *Am. J. Drug Alcohol Abus.* **2017**, *43*, 711–718. [[CrossRef](#)]
23. Newbury-Birch, D.; Lowry, R.J.; Kamali, F. The changing patterns of drinking, illicit drug use, stress, anxiety and depression in dental students in a UK dental school: A longitudinal study. *Br. Dent. J.* **2002**, *192*, 646–649. [[CrossRef](#)]
24. Underwood, B.; Fox, K.; Nixon, P.J. Alcohol and drug use among vocational dental practitioners. *Br. Dent. J.* **2003**, *195*, 265–268. [[CrossRef](#)]
25. Underwood, B.; Fox, K. A survey of alcohol and drug use among UK based dental undergraduates. *Br. Dent. J.* **2000**, *189*, 314–317. [[CrossRef](#)]