








RESEARCH

Open Access



Accuracy and influencing factors of the Field Triage Decision Scheme for adult trauma patients at a level-1 trauma center in Korea

Byung Hee Kang^{1,2} , Kyoungwon Jung^{1,2} , Sora Kim² , So Hyun Youn² , Seo Young Song² ,
Yo Huh^{1,2*}  and Hyuk-Jae Chang³ 

Abstract

Background: We evaluated the accuracy of the prehospital Field Triage Decision Scheme, which has recently been applied in the Korean trauma system, and the factors associated with severe injury and prognosis at a regional trauma center in Korea.

Methods: From 2016 to 2018, prehospital data of injured patients were obtained from the emergency medical services of the national fire agency and matched with trauma outcomes at our institution. Severe injury (Injury Severity Score > 15), overtriage/undertriage rate, positive predictive value, negative predictive value, and accuracy were reviewed according to the triage protocol steps. A multivariate logistic regression analysis was performed to identify influencing factors in the field triage.

Results: Of the 2438 patients reviewed, 853 (35.0%) were severely injured. The protocol accuracy was as follows: step 1, 72.3%; step 2, 65.0%; step 3, 66.2%; step 1 or 2, 70.2%; and step 1, 2, or 3, 66.4%. Odds ratios (OR) (95% confidence interval [CI] for systolic blood pressure < 90 mmHg (3.535 [1.920–6.509]; $p < 0.001$), altered mental status (17.924 [8.980–35.777]; $p < 0.001$), and pedestrian injuries (2.473 [1.339–4.570], $p = 0.04$) were significantly associated with 24-h mortality. Penetrating torso injuries (7.108 [4.108–12.300]; $p < 0.001$); two or more proximal long bone fractures (4.134 [2.316–7.377]; $p < 0.001$); crushed, degloved, and mangled extremities (8.477 [4.068–17.663]; $p < 0.001$); amputation proximal to the wrist or ankle (42.964 [5.764–320.278]; $p < 0.001$); and fall from height (2.141 [1.497–3.062]; $p < 0.001$) were associated with 24-h surgical intervention.

Conclusion: The Korean field triage protocol is not yet accurate, with only some factors reflecting injury severity, making reevaluation necessary.

Keywords: Triage, Emergency medical services, Injury Severity Score, Trauma center

Background

Prehospital triage is one of the most important components of trauma systems [1, 2]. Along with the establishment of a trauma system, 119 emergency medical

services (EMS) of the national fire agency in Korea have adopted the Field Triage Decision Scheme proposed by the Centers for Disease Control and Prevention (CDC), United States. The Field Triage Decision Scheme consists of four steps with varying criteria: physiological criteria (step 1), anatomical factors (step 2), mechanism of injury (step 3), and factors specific to certain groups (step 4) [3]. According to the CDC guidelines, injured patients who meet the physiological and anatomical criteria should

*Correspondence: ermdhuhyo@gmail.com

¹ Division of Trauma Surgery, Department of Surgery, Ajou University School of Medicine, 164 Worldcup-ro, Yeongtong-gu, Suwon 16499, Korea
Full list of author information is available at the end of the article



be transported preferentially to a facility “with the highest level of care within a defined trauma system.” However, according to step 3, patients need not be transferred to the highest-level trauma center, depending on the trauma system. Patients who meet the step 4 criteria may be transported to a facility capable of timely, thorough evaluation and initial management of potentially serious injuries [3]. The difference between the CDC guidelines and the Korean guidelines is that patients in steps 1 and 2 are to be transferred to the highest-level trauma center in the CDC guidelines, while the Korean guidelines defined even steps 3 and 4 as severe trauma with the same principle applied.

In 1997, Kim et al. reported that the rate of preventable trauma death in Korea was approximately 50% [4]. This rate has slightly declined but remained at over 30% in 2010. To decrease the rate of preventable trauma death, the government initiated a new Korean trauma system by establishing 17 regional trauma centers, each equivalent to a level-1 trauma center in the US [5]. However, despite the growing number of trauma centers, these efforts by the government have not reached the prehospital system. Unfortunately, the government plan has neither guidelines nor specified designations for sub-level trauma centers. Therefore, patients meeting step 3 criteria are transferred to a regional trauma center.

Recently, some regional trauma centers showed better outcomes among severely injured patients than non-trauma centers [5–7]. Furthermore, patients transported directly to regional trauma centers had better outcomes than those transferred to other facilities [8]. The saying, “the right person, the right place, the right time,” is very important in the triage of trauma patients.

The accuracy of the field triage, especially mechanism of injury (step 3), is controversial. In addition, accuracy may vary according to national and/or regional characteristics; hence, many countries/regions have their own field triage guidelines. Although the accuracy of CDC field triage protocols in selecting severely injured patients has been studied in the US [9], the accuracy of the adopted CDC field triage could be different in Korea. Hence, we investigated the accuracy of the current Field Triage Decision Scheme, as well as the influencing factors, at a single institution with a regional trauma center in Korea. The primary outcome was the accuracy of the adopted CDC Field Triage Decision Scheme at our institution, and the secondary outcome was the identification of factors influencing severe injury and 24-h mortality.

Methods

Our institution is a tertiary hospital operating a level-1 trauma center and a regional emergency medical center with 100,000 annual patient visits. It is located in the city

of Suwon, a metropolitan area, which is approximately 30 km from Seoul and serves a population of 1.3 million. Our trauma center also covers the Southern Gyeonggi Province that has a population of 9 million and registers approximately 2,700 trauma patients per year. We retrospectively reviewed prehospital information and trauma outcomes of patients directly transported by the EMS to our hospital during the period from 2016 to 2018.

Of the total 3150 patients, 712 patients aged < 18 years who were dead on arrival or had missing data (such as air transport or reduplication) were excluded, and the data of the remaining 2438 patients were reviewed.

In accordance with the guidelines, upon encountering patients with various mechanisms of injury, EMS providers at the scene were required to complete “the detailed prehospital trauma sheets for severe injury,” including traffic accidents, falls, penetrating injuries, farm machinery injuries, and other blunt traumas, regardless of injury severity. EMS providers were able to predict and fill this information. Based on the information from the EMS sheet, we matched prehospital information with hospital outcomes. Using these matched data, we evaluated the predictability of severity and early death and identified the influencing factors.

Severe injury was defined as an Injury Severity Score (ISS) of > 15. The accuracy of the field triage scheme was calculated based on its ability to discriminate severe injury as determined by physiological criteria (step 1), anatomical criteria (step 2), and injury mechanisms (step 3). Overtriage rates and undertriage rates were reviewed. Overtriage was defined as satisfying the field triage criteria but with the absence of severe injury. Undertriage was defined as not satisfying the field triage criteria but having severe injury. Out of the 16 subitems of the Field Triage Decision Scheme, 14 subitems, except EMS judgment (of step 4) and respiratory rate (of step 1), which may provide unreliable information, were set up for prehospital information. The primary and secondary outcomes were determined by construction of a fourfold table to calculate accuracy, sensitivity, specificity, negative predictive value (NPV), and positive predictive value (PPV).

Multivariate logistic regression was performed to identify factors associated with prehospital information, injury severity, 24-h mortality, and 24-h surgical intervention. All statistical analyses were performed using IBM SPSS (version 25; IBM Corp., Armonk, NY, USA).

Ethics statement

This study was approved by the Institutional Review Board (IRB) of Ajou University Hospital (IRB No. AJIRB-MED-MDB-19–374). The need for obtaining informed consent was waived by the board because of the observational nature of the study.

Results

General characteristics

In total, 853 (35.0%) patients were considered to have severe injury. Most patients were male (71.9%), and their mean (\pm standard deviation) age was 50.9 (\pm 18.0) years. The most common injury mechanism was traffic accidents (53.9%). A total of 1161 patients (47.6%) satisfied the field triage decision criteria (Table 1).

Accuracy of the Field Triage Decision Scheme

Patients who only satisfied the physiological criteria were accurately triaged 72.3% of the time, while 31.2% and 26.9% were over- and undertriaged, respectively. Sensitivity and specificity were 38.0% and 90.7%, respectively; PPV was 68.9% and NPV was 73.1%.

Table 1 General characteristics of trauma patients transported by the EMS of the firefighting agency to Ajou Trauma Center from 2016 to 2018

Variable	Value
Sex	
Male, n (%)	1752 (71.9%)
Age, y (mean \pm standard deviation)	50.9 \pm 18.0
Injury mechanism	
Traffic accident, n (%)	1313 (53.9%)
Fall, n (%)	505 (20.7%)
Slip down, n (%)	271 (11.1%)
Struck, n (%)	99 (4.1%)
Machine, n (%)	73 (3.0%)
Penetrating, n (%)	146 (6.0%)
Other/Unknown, n (%)	31 (1.3%)
Injury Severity Score (mean \pm standard deviation)	13.3 \pm 11.3
24-h mortality, n	63 (2.6%)
Final mortality, n	167 (6.8%)
Triage	
Step 1, n (%)	471 (19.3%)
Step 2, n (%)	296 (10.5%)
Step 3, n (%)	910 (32.3%)
Step 1 or step 2, n (%)	664 (27.2%)
Step 1 or step 2 or step 3, n (%)	1161 (47.6%)

Table 2 Overtriage and undertriage rates, sensitivity, specificity, PPV, NPV, and accuracy of field triage decision factors for each step of the CDC criteria

%	Overtriage	Undertriage	Sensitivity	Specificity	PPV	NPV	Accuracy
STEP 1	31.2	26.9	38.0	90.7	68.8	73.1	72.3
STEP 2	50.2	33.0	16.6	91.0	49.8	67.0	65.0
STEP 3	48.2	26.6	49.5	75.2	51.8	73.4	66.2
STEPS 1 + 2	40.5	25.8	46.3	83.0	59.5	74.2	70.2
STEPS 1 + 2 + 3	48.6	20.0	70.0	64.4	51.4	80.0	66.4

CDC Centers for Disease Control and Prevention, PPV positive predictive value, NPV negative predictive value

The accuracy of the group who met the physiologic criteria and/or anatomical criteria was 70.3%, while 40.5% and 25.8% were over- and undertriaged, respectively. Additionally, sensitivity and specificity were 46.3% and 83.0%, respectively; PPV and NPV were 59.5% and 74.2%, respectively.

The accuracy for patients who satisfied any of the physiological criteria and anatomical criteria and dangerous injury mechanism was 66.4%. The overtriage rate, undertriage rate, sensitivity, specificity, PPV, and NPV were 48.6%, 20.0%, 70.0%, 64.4%, 51.4%, and 80.0%, respectively. Interestingly, patients who satisfied the physiological criteria had the highest PPV and accuracy (Table 2).

Factors associated with severe injury, 24-h mortality, and 24-h emergency surgical intervention for field triage decision

Of the 14 subitems, multivariate analysis revealed that penetrating injuries (odds ratio (OR) 95% confidence interval [CI], 0.791 [0.451–1.390]; $p=0.416$), mangled extremities (OR [95% CI], 0.560 [0.276–1.138]; $p=0.109$), and open skull fractures (OR [95% CI], 1.450 [0.540–3.897]; $p=0.461$) were not associated with severe injury (Table 3).

Systolic blood pressure of <90 mmHg (OR [95% CI], 3.535 [1.920–6.509]; $p<0.001$), altered mental status (OR [95% CI], 17.924 [8.980–35.777]; $p<0.001$), and pedestrian accidents (OR [95% CI], 2.473 [1.339–4.570]; $p=0.04$) were found to be significantly associated with 24-h mortality (Table 4). Penetrating torso injuries (OR [95% CI], 7.108 [4.108–12.300]; $p<0.001$); two or more proximal long bone fractures (OR [95% CI], 4.134 [2.316–7.377]; $p<0.001$); crushed, degloved, and mangled extremities (OR [95% CI], 8.477 [4.068–17.663]; $p<0.001$); amputations proximal to the wrist or ankle (OR [95% CI], 42.964 [5.764–320.278]; $p<0.001$); and falls from height (OR [95% CI], 2.141 [1.497–3.062]; $p<0.001$) were associated with 24-h surgical interventions (Table 5).

Table 3 Factors associated with severe injury (ISS > 15) for field triage decision

	ISS > 15		
	OR	95% CI	p
Altered mental status	5.135	3.974–6.635	< 0.001
SBP < 90 mmHg	2.107	1.380–3.218	0.001
Penetrating torso injuries	0.791	0.451–1.390	0.416
Chest wall deformity	20.116	2.464–164.208	0.005
Two or more proximal long bone fractures	2.419	1.277–4.582	0.007
Crushed, degloved, mangled extremities	0.560	0.276–1.138	0.109
Amputation of proximal to wrist or ankle	3.823	1.544–9.466	0.004
Pelvic bone fracture	2.780	1.208–5.943	0.015
Open, depressed skull fractures	1.450	0.540–3.897	0.461
Paralysis	5.463	2.372–12.584	< 0.001
Fall from height	5.280	3.493–7.981	< 0.001
High-risk auto crush	2.009	1.526–2.644	< 0.001
Auto vs. bicycle/pedestrian crush	1.689	1.246–2.289	0.001
High-speed auto bicycle crush	2.002	1.390–2.884	< 0.001

OR odds ratio, CI confidence interval, ISS Injury Severity Score, SBP systolic blood pressure

Table 4 Factors associated with 24-h mortality in field triage decision

Field Triage Decision factors	OR	95% CI	p
Altered mental status	15.919	7.857–32.253	< 0.001
SBP < 90 mmHg	3.614	1.928–6.777	< 0.001
Auto vs. bicycle/pedestrian crush	3.327	1.667–6.641	0.001

95% CI, 95% confidence interval; OR odds ratio, SBP systolic blood pressure

Discussion

In this study, we found that the accuracy of the adopted CDC field triage protocol had a high undertriage rate at our institution and that some subitems were not associated with severe injury. Care at trauma centers can increase the survival rate of trauma patients. However, because resources at trauma centers are limited, admission of patients to such centers should be decided carefully. To achieve efficiency, it is necessary to manage the number of overtriaged and undertriaged patients. The American College of Surgeon-Committee of Trauma

(ACS-COT) recommends an undertriage rate below 5% and overtriage rate of 25–30% [10].

Unfortunately, similar to the situation at our institution, other institutions also face difficulties in following the ACS-COT overtriage/undertriage recommendation. In the Netherlands, Laarhoven et al. reported overtriage and undertriage rates of 39.5% (95% CI, 36.9–42.1) and 10.9% (95% CI, 7.4–15.7), respectively [11]. In a systematic review of 21 studies, the undertriage rates ranged from 1% to 71.9% and overtriage rates ranged from 19 to 79% [12]. Nevertheless, efforts to reduce the undertriage/overtriage rate by adjusting the field triage variables are important. Newgard et al. reported that the overall sensitivity and specificity of the CDC field triage, including in children with an ISS of ≥ 16 , were 85.8% (95% CI, 85.0–86.6) and 68.7% (95% CI, 68.4–68.9), respectively [13]. Another study by Newgard et al. revealed that the sensitivity and specificity of the CDC field triage protocol were 66.2% (95% CI, 60.2–71.7) and 87.8% (95% CI, 87.7–88.0), respectively [14]. This prospective, multicenter study argues that the CDC field triage guideline is relatively

Table 5 Factors associated with 24-h surgical interventions in field triage decision

Field Triage Decision factors	OR	95% CI	p
Penetrating torso injuries	7.108	4.108–12.300	< 0.001
Two or more proximal long bone fractures	4.134	2.316–7.377	< 0.001
Crushed, degloved, mangled extremities	8.477	4.068–17.663	< 0.001
Amputation of proximal to the wrist or ankle	42.964	5.764–320.278	< 0.001
Fall from height	2.141	1.497–3.062	< 0.001

95% CI, 95% confidence interval; OR odds ratio

insensitive in identifying severely injured patients and the elderly, thereby warranting improvement.

Nevertheless, not all countries and regions follow these guidelines. Each region and environment have different guidelines and have undergone evaluation of their effectiveness. Cassagnol et al. evaluated a correlation between the French field triage criteria and the ISS at a trauma center in France [15]. Nowakowski et al. compared the Polish qualification criteria for trauma centers to the CDC guidelines and argued that there was no difficulty in predicting outcomes in patients with an ISS of ≥ 15 despite the mechanism of injury not being considered in the Polish criteria [16]. Stephen et al. introduced the Circulation, Respiration, Abdomen, Motor, Speech (CRAMS) scale and emphasized the need for a simpler scale with easier application at the scene [17]. Moreover, Clemmer et al. reported the CRAMS scale as an easy scoring system for physiological criteria and torso injury, showing the usefulness of this tool in deciding whether to transport a patient to a level-1 trauma center or not [18].

Numerous studies on prehospital triage criteria have been conducted abroad, but only a few such studies have been conducted in Korea. In the present study, we studied the accuracy of the adopted CDC Field Triage Decision Scheme by matching prehospital information with hospital outcomes of patients who visited our institution. Most of the items, including physiological criteria, anatomical findings, and mechanisms of injury, were related to ISS of ≥ 15 , but some items were not. In particular, the accuracy and PPV of step 3 were only 66.2% and 51.8%, respectively; therefore, some danger mechanisms need to be considered in the field triage guidelines when transferring patients to the highest-level trauma center. Points related to this issue require detailed discussion and consultation, and may have to change depending on different criteria and cases.

Another important issue is that it is difficult to base the definition of severe trauma on an ISS of > 15 , and it is not easy to identify injury severity at the scene. There is a clear difference in assessing the severity between prehospital information and ISS because ISS score is determined based on anatomical, surgical, and autopsy findings after treatment at hospitals [19–22]. Because severe trauma was defined as an ISS of > 15 in this study, it was thought that this score did not reflect all situations in the field. To compensate for this, Champion et al. devised the Trauma Score using physiological data in 1981 and then revised it to create the Revised Trauma Score in 1989 [23, 24]. However, the direct application of this scoring system in the field is complicated [21]. Therefore, what factors to consider when judging the injury severity of trauma patients in the field are of inevitable concern for the emergency department and EMS providers.

This study has several limitations. First, triaging is a regional problem and not restricted to a single hospital. In fact, every year, more than 100,000 “detailed prehospital trauma sheets for severe injury” were documented in the Gyeonggi Province, but only a few were included in this study. Second, our institution has a level-1 trauma center; therefore, it has a higher proportion of severe trauma patients than that seen in other hospitals, which might have resulted in selection bias. Third, we defined severe injury as an ISS of > 15 , thereby excluding patients with an ISS of < 15 who needed acute care. Many studies defined severe trauma as an ISS of > 15 [25–27], but even if the ISS is not high, serious trauma requiring emergency surgery or intervention cannot be completely excluded. Jacob et al. reported that the need for trauma intervention was a better definition for major trauma than ISS [28]. Therefore, it is necessary to adjust the future protocols accordingly. Although more than half of the included patients did not satisfy the field triage decision criteria, they were admitted to a level-1 trauma center for inpatient treatment. This implies possible omissions from the records of the EMS provider, which may indicate that the triage protocol itself does not fully reflect the severity of patient injuries. Education and quality control for the provided checkbox are required, and further prospective studies may be necessary. As previously mentioned, in an effort to reduce preventable trauma deaths, the Korean government has established 17 regional trauma centers. However, field triage and prehospital care have remained inadequate and were, therefore, identified as problems in the Korean trauma system. The Korean trauma system needs a triage tool suitable for the current situation in the country, and low-level trauma centers need to improve the overtriage/undertriage ratio and reduce the rate of preventable trauma deaths.

Nevertheless, this study is the first to investigate the accuracy and problems of prehospital field triage in Korea by matching prehospital and hospital information. Our findings suggest that initial consciousness and vital signs are highly correlated with early death. Several anatomical factors were helpful in predicting the need for surgery within 24 h. However, determining which injury mechanisms are negligible is difficult, leading to confusion. Based on these findings, the field triage protocol should be updated regularly and evaluated for regional characteristics. For this, it is essential to establish a trauma outcome database (such as the Korean Trauma Data Bank) that includes data from more facilities, such as non-trauma centers. Multiple tasks ranging from field triage to surgical treatment, intensive care, geriatric trauma, rehabilitation, and return to society need to be focused on by trauma centers to promote the regional trauma system. Among them, field triage and appropriate

transport can make substantial contributions in reducing preventable trauma deaths.

Conclusion

Prehospital information and outcomes from various facilities should be analyzed to ensure the application of an appropriate Field Triage Decision Scheme for each regional trauma system.

Abbreviations

EMS: Emergency medical services; CDC: Centers for Disease Control and Prevention; ISS: Injury Severity Scale; CRAMS: Circulation, respiration, abdomen, motor, speech; PPV: Positive predictive value; NPV: Negative predictive value; OR: Odds ratio; CI: Confidence interval; ACS-COT: American College of Surgeon-Committee of Trauma.

Acknowledgements

This work was supported by a grant, funded by the 2019 IT Promotion fund (Development of AI-based Precision Medicine Emergency System) of the Korean government (Ministry of Science and ICT). English language editing was done by Editage (www.editage.co.kr).

Authors' contributions

Conceptualization: all authors. Data curation: Sora Kim, So Hyun Youn, Formal analysis: all authors. Investigation: all authors. Methodology: Byung Hee Kang, Yo Huh, and Kyoungwon Jung. Project administration: Kyoungwon Jung, Hyuk-Jae Chang and Yo Huh. Resources: Sora Kim, So Hyun Youn, and Seo Young Song. Software: Byung Hee Kang, Yo Huh. Supervision: Kyoungwon Jung, Hyuk-Jae Chang and Yo Huh. Validation: So Hyun Youn, Sora Kim, Seo Young Song. Writing—original draft: Byung Hee Kang, and Yo Huh. Writing—review & editing: all authors. Approval of final manuscript: all authors. All authors read and approved the final manuscript.

Funding

The authors received no financial support for the research, authorship, and/or publication of this article.

Availability of data and materials

Among the data sets analyzed during the current study, prehospital data were provided by the Korean Fire agency. Data used and/or analysed during the current study available from the corresponding author on reasonable request.

Declarations

Ethics approval and consent to participate

This study was approved by the Institutional Review Board (IRB) of Ajou University Hospital (IRB No. AJIRB-MED-MDB-19-374). The need for obtaining informed consent was waived by the Board because of the observational nature of the study. All methods were carried out in accordance with relevant guidelines and regulations.

Consent for publication

Not Applicable.

Competing interests

All authors have no potential conflicts of interest to disclose.

Author details

¹Division of Trauma Surgery, Department of Surgery, Ajou University School of Medicine, 164 Worldcup-ro, Yeongtong-gu, Suwon 16499, Korea. ²Gyeonggi South Regional Trauma Center, Ajou University Hospital, Suwon, Korea.

³Division of Cardiology, Severance Cardiovascular Hospital, Yonsei University College of Medicine, Yonsei University Health System, Seoul, Korea.

Received: 1 December 2021 Accepted: 26 April 2022

Published online: 07 June 2022

References

- Hospital and prehospital resources for optimal care of the injured patient. Committee on Trauma of the American College of Surgeons. *Bull Am Coll Surg.* 1986;71:4–23.
- Yoder A, Bradburn EH, Morgan ME, Vernon TM, Bresz KE, Gross BW, et al. An analysis of overtriage and undertriage by advanced life support transport in a mature trauma system. *J Trauma Acute Care Surg.* 2020;88:704–9.
- Sasser SM, Hunt RC, Faul M, Sugerman D, Pearson WS, Dulski T, et al. Guidelines for field triage of injured patients: recommendations of the National Expert Panel on Field Triage, 2011. *MMWR Recomm Rep.* 2012;61:1–20.
- Kim H, Jung KY, Kim SP, Kim SH, Noh H, Jang HY, et al. Changes in preventable death rates and traumatic care systems in Korea. *J Korean Soc Emerg Med.* 2012;23:189–97.
- Jung K, Kim I, Park SK, Cho H, Park CY, Yun JH, et al. Preventable trauma death rate after establishing a national trauma system in Korea. *J Korean Med Sci.* 2019;34:e65.
- MacKenzie EJ, Rivara FP, Jurkovich GJ, Nathens AB, Frey KP, Egleston BL, et al. A national evaluation of the effect of trauma-center care on mortality. *N Engl J Med.* 2006;354:366–78.
- Twijnstra MJ, Moons KG, Simmermacher RK, Leenen LP. Regional trauma system reduces mortality and changes admission rates: a before and after study. *Ann Surg.* 2010;251:339–43.
- Sampalis JS, Denis R, Fréchette P, Brown R, Fleiszer D, Mulder D. Direct transport to tertiary trauma centers versus transfer from lower level facilities: impact on mortality and morbidity among patients with major trauma. *J Trauma.* 1997;43:288–95 discussion 295–6.
- van Rein EAJ, Houwert RM, Gunning AC, Lichtveld RA, Leenen LPH, van Heijl M. Accuracy of prehospital triage protocols in selecting severely injured patients: A systematic review. *J Trauma Acute Care Surg.* 2017;83:328–39.
- Committee on Trauma, American College of Surgeons. Resource for optimal care of the injured patient; 2014. p. 28.
- van Laarhoven JJ, Lansink KW, van Heijl M, Lichtveld RA, Leenen LP. Accuracy of the field triage protocol in selecting severely injured patients after high energy trauma. *Injury.* 2014;45:869–73.
- Najafi Z, Abbaszadeh A, Zakeri H, Mirhaghi A. Determination of mis-triage in trauma patients: a systematic review. *Eur J Trauma Emerg Surg.* 2019;45:821–39.
- Newgard CD, Zive D, Holmes JF, Bulger EM, Staudenmayer K, Liao M, et al. A multisite assessment of the American College of Surgeons Committee on Trauma field triage decision scheme for identifying seriously injured children and adults. *J Am Coll Surg.* 2011;213:709–21.
- Newgard CD, Fu R, Zive D, Rea T, Malveau S, Daya M, et al. Prospective validation of the National Field Triage Guidelines for Identifying Seriously Injured Persons. *J Am Coll Surg.* 2016;222:146–58.e2.
- Cassignol A, Marmin J, Cotte J, Cardinale M, Bordes J, Pauly V, et al. Correlation between field triage criteria and the injury severity score of trauma patients in a French inclusive regional trauma system. *Scand J Trauma Resusc Emerg Med.* 2019;27:71.
- Nowakowski NJ, Nowakowski R, Biliński P, Nowak B, Wojciechowski P, Dworzyński M, et al. Comparison of American guidelines for field triage and Polish criteria as qualification to a trauma center. *Ann Agric Environ Med.* 2019;26:479–82.
- Gormican SP. CRAMS scale: field triage of trauma victims. *Ann Emerg Med.* 1982;11:132–5.
- Clemmer TP, Orme JF Jr, Thomas F, Brooks KA. Prospective evaluation of the CRAMS scale for triaging major trauma. *J Trauma.* 1985;25:188–91.
- Baker SP, O'Neill B, Haddon W Jr, Long WB. The injury severity score: a method for describing patients with multiple injuries and evaluating emergency care. *J Trauma.* 1974;14:187–96.
- Linn S. The injury severity score—importance and uses. *Ann Epidemiol.* 1995;5:440–6.

21. Copes WS, Champion HR, Sacco WJ, Lawnick MM, Gann DS, Gennarelli T, et al. Progress in characterizing anatomic injury. *J Trauma*. 1990;30:1200–7.
22. Kilgo PD, Meredith JW, Hensberry R, Osler TM. A note on the disjointed nature of the injury severity score. *J Trauma*. 2004;57:479–85 discussion 486.
23. Champion HR, Sacco WJ, Carnazzo AJ, Copes W, Fouty WJ. Trauma score. *Crit Care Med*. 1981;9:672–6.
24. Champion HR, Sacco WJ, Copes WS, Gann DS, Gennarelli TA, Flanagan ME. A revision of the Trauma Score. *J Trauma*. 1989;29:623–9.
25. Demetriades D, Martin M, Salim A, Rhee P, Brown C, Doucet J, et al. Relationship between American College of Surgeons trauma center designation and mortality in patients with severe trauma (injury severity score > 15). *J Am Coll Surg*. 2006;202:212–5.
26. Kehoe A, Smith J, Edwards A, Yates D, Lecky F. The changing face of major trauma in the UK. *Emerg Med J*. 2015;32:911–5.
27. Palmer C. Major trauma and the injury severity score—where should we set the bar? *Annu Proc Assoc Adv Automot Med*. 2007;51:13–29.
28. Roden-Foreman JW, Rapier NR, Foreman ML, Zagel AL, Sexton KW, Beck WC, et al. Rethinking the definition of major trauma: the need for trauma intervention outperforms Injury Severity Score and Revised Trauma Score in 38 adult and pediatric trauma centers. *J Trauma*. 2019;87:658–65.

Publisher's Note

Springer Nature remains neutral with regard to jurisdictional claims in published maps and institutional affiliations.

Ready to submit your research? Choose BMC and benefit from:

- fast, convenient online submission
- thorough peer review by experienced researchers in your field
- rapid publication on acceptance
- support for research data, including large and complex data types
- gold Open Access which fosters wider collaboration and increased citations
- maximum visibility for your research: over 100M website views per year

At BMC, research is always in progress.

Learn more biomedcentral.com/submissions

