

Correction

# Correction: Bulsink et al. Oxygen Saturation Imaging Using LED-Based Photoacoustic System. *Sensors* 2021, 21, 283

Rianne Bulsink <sup>1</sup>, Mithun Kuniyil Ajith Singh <sup>2</sup>, Marvin Xavierselvan <sup>3</sup>, Srivalleesha Mallidi <sup>3,4</sup>, Wiendelt Steenbergen <sup>1</sup> and Kalloor Joseph Francis <sup>1,\*</sup>

- <sup>1</sup> Biomedical Photonic Imaging (BMPI), Technical Medical Center, University of Twente, 7500 AE Enschede, The Netherlands; r.e.bulsink@student.utwente.nl (R.B.); w.steenbergen@utwente.nl (W.S.)
- <sup>2</sup> Research & Business Development Division, CYBERDYNE Inc., Cambridge Innovation Center, 3013 AK Rotterdam, The Netherlands; mithun\_ajith@cyberdyne.jp
- <sup>3</sup> Department of Biomedical Engineering, Science and Technology Center, Tufts University, Medford, MA 02155, USA; marvin.xavierselvan@tufts.edu (M.X.); srivalleesha.mallidi@tufts.edu (S.M.)
- <sup>4</sup> Wellman Center for Photomedicine, Massachusetts General Hospital, Harvard Medical School, Boston, MA 02114, USA
- \* Correspondence: f.kalloorjoseph@utwente.nl

The authors wish to make the following corrections to this paper [1]:

## 1. Change in Figure 1

The authors wish to correct the text in Figure 1. In the published article, there was a mistake in the text of Figure 1f. The text “60%(Air)” in the published article is replaced by “Air”. The corrected figure appears below.



**Citation:** Bulsink, R.; Kuniyil Ajith Singh, M.; Xavierselvan, M.; Mallidi, S.; Steenbergen, W.; Francis, K.J. Correction: Bulsink et al. Oxygen Saturation Imaging Using LED-Based Photoacoustic System. *Sensors* 2021, 21, 283. *Sensors* 2022, 22, 4839. <https://doi.org/10.3390/s22134839>

Received: 26 November 2021

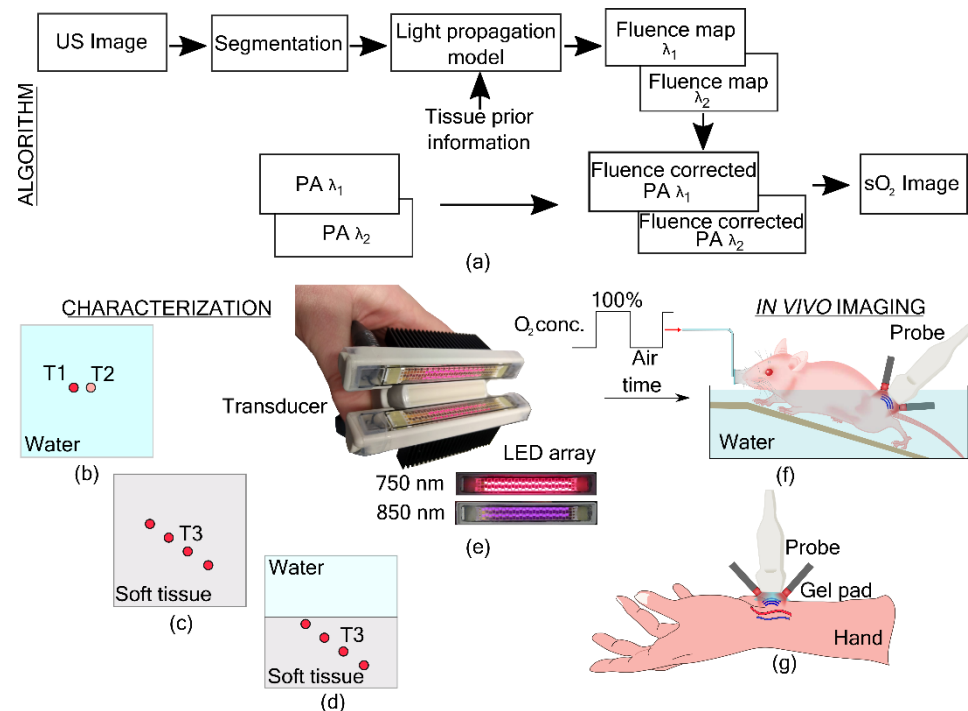
Accepted: 8 December 2021

Published: 27 June 2022

**Publisher’s Note:** MDPI stays neutral with regard to jurisdictional claims in published maps and institutional affiliations.

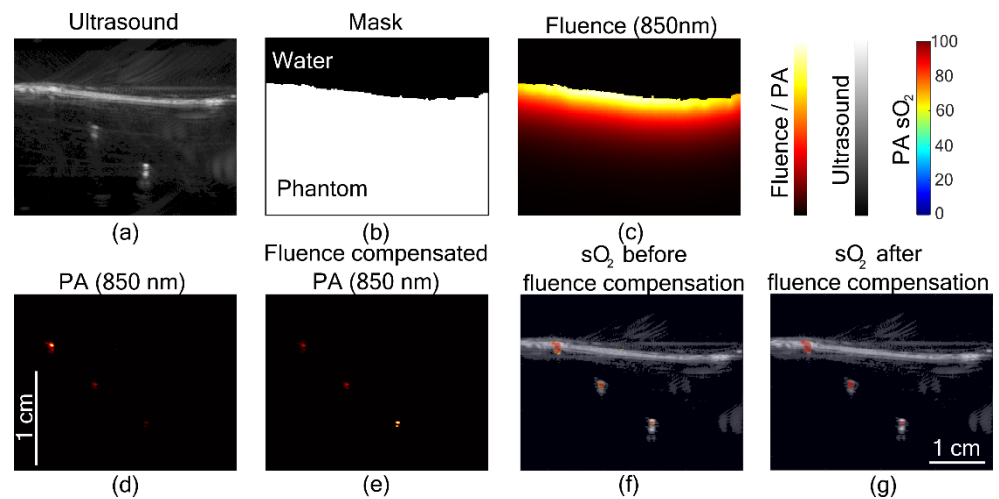


**Copyright:** © 2022 by the authors. Licensee MDPI, Basel, Switzerland. This article is an open access article distributed under the terms and conditions of the Creative Commons Attribution (CC BY) license (<https://creativecommons.org/licenses/by/4.0/>).



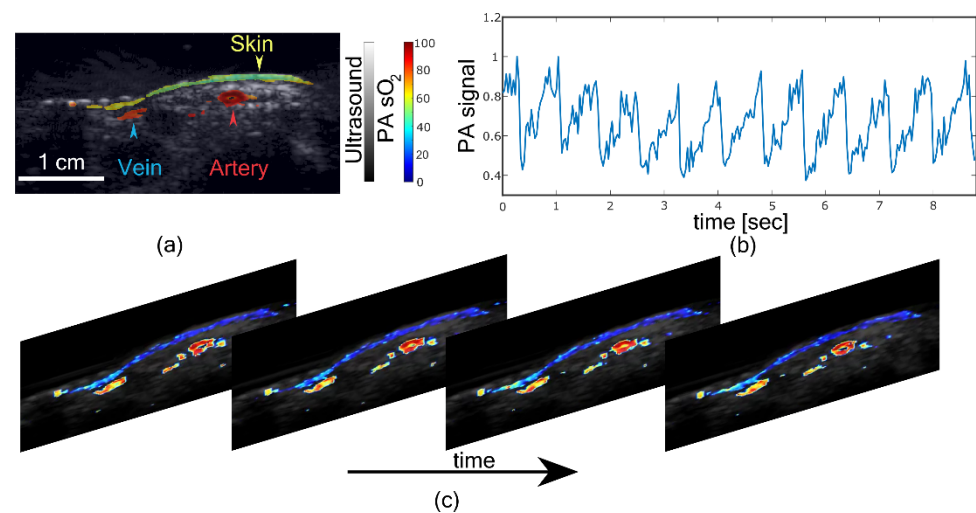
## 2. Change in Figure 4

The authors wish to make a correction to the text in Figure 4. The title of Figure 4g, “sO<sub>2</sub> before fluence compensation” in the published article is replaced by “sO<sub>2</sub> after fluence compensation”. The corrected figure appears below.



### 3. Change in Figure 6

The authors wish to correct the x-axis of Figure 6b. With dual-wavelength imaging, the frame rate becomes half, which was not considered in the original article by mistake. The corrected figure appears below.



The authors apologize for any inconvenience caused and state that the scientific conclusions are unaffected. The original article has been updated.

### Reference

1. Bulsink, R.; Kuniyil Ajith Singh, M.; Xavierselvan, M.; Mallidi, S.; Steenbergen, W.; Francis, K.J. Oxygen Saturation Imaging Using LED-Based Photoacoustic System. *Sensors* **2021**, *21*, 283. [[CrossRef](#)] [[PubMed](#)]