














Gender equity in academic rheumatology, current status and potential for improvement: a cross-sectional study to inform an EULAR task force

Pavel V Ovseiko ^{1,2} Laure Gossec ^{3,4} Laura Andreoli ^{5,6} Uta Kiltz ⁷
Leonieke van Mens,⁸ Neelam Hassan,^{9,10} Marike van der Leeden,¹¹
Heidi J Siddle,^{12,13} Alessia Alunno ¹⁴ Iain B McInnes ¹⁵
Nemanja S Damjanov,¹⁶ Florence Apparailly ¹⁷ Caroline Ospelt ^{18,19}
Irene E van der Horst-Bruinsma,²⁰ Elena Nikiphorou ^{21,22} Katie L Druce ²³
Zoltán Szekanecz ²⁴ Alexandre Sepriano ^{25,26} Tadej Avcin,²⁷
George Bertias,²⁸ Georg Schett,^{29,30} Anne-Maree Keenan,^{12,31,32} Linda H Pololi,³³
Laura C Coates ^{2,34}

To cite: Ovseiko PV, Gossec L, Andreoli L, *et al*. Gender equity in academic rheumatology, current status and potential for improvement: a cross-sectional study to inform an EULAR task force. *RMD Open* 2022;**8**:e002518. doi:10.1136/rmdopen-2022-002518

► Additional supplemental material is published online only. To view, please visit the journal online (<http://dx.doi.org/10.1136/rmdopen-2022-002518>).

Received 17 June 2022
Accepted 13 July 2022



© Author(s) (or their employer(s)) 2022. Re-use permitted under CC BY-NC. No commercial re-use. See rights and permissions. Published by BMJ.

For numbered affiliations see end of article.

Correspondence to

Dr Laura C Coates;
laura.coates@ndorms.ox.ac.uk

ABSTRACT

Objectives Evidence on the current status of gender equity in academic rheumatology in Europe and potential for its improvement is limited. The EULAR convened a task force to obtain empirical evidence on the potential unmet need for support of female rheumatologists, health professionals and non-clinical scientists in academic rheumatology.

Methods This cross-sectional study comprised three web-based surveys conducted in 2020 among: (1) EULAR scientific member society leaders, (2) EULAR and Emerging EULAR Network (EMEUNET) members and (3) EULAR Council members. Statistics were descriptive with significance testing for male/female responses assessed by χ^2 test and t-test.

Results Data from EULAR scientific member societies in 13 countries indicated that there were disproportionately fewer women in academic rheumatology than in clinical rheumatology, and they tended to be under-represented in senior academic roles. From 324 responses of EULAR and EMEUNET members (24 countries), we detected no gender differences in leadership aspirations, self-efficacy in career advancement and work–life integration as well as the share of time spent on research, but there were gender differences in working hours and the levels of perceived gender discrimination and sexual harassment. There were gender differences in the ranking of 7 of 26 factors impacting career advancement and of 8 of 24 potential interventions to aid career advancement.

Conclusions There are gender differences in career advancement in academic rheumatology. The study informs a EULAR task force developing a framework of potential interventions to accelerate gender-equitable career advancement in academic rheumatology.

WHAT IS ALREADY KNOWN ABOUT THIS SUBJECT?

- ⇒ Gender equity can contribute to social progress, quality of science and academic workforce sustainability.
- ⇒ Yet, in many fields of academic medicine, including rheumatology, women remain under-represented, especially in leadership roles.

WHAT DOES THIS STUDY ADD?

- ⇒ The study provides empirical evidence on gender equity in academic rheumatology based on the surveys of EULAR national societies, EULAR and Emerging EULAR Network members and EULAR Council members.
- ⇒ The study proposes and ranks the perceived utility of 24 potential interventions for career advancement in academic rheumatology by gender.

HOW MIGHT THIS IMPACT ON CLINICAL PRACTICE?

- ⇒ The study informs an EULAR task force developing a framework of potential interventions to accelerate gender equitable career advancement of rheumatologists, health professionals and non-clinical scientists in academic rheumatology.

INTRODUCTION

‘If the fields of science, medicine and global health are to hope to work toward improving human lives, they must be representative of the societies they serve’—*The Lancet* poignantly argued in its special issue on advancing women in science, medicine and global health.¹ Besides this strong social progress

imperative, greater gender equity, that is, the societal and institutional process of being fair to women and men,² can improve quality of science.^{3,4} The published literature suggests that female research leaders investigate sex-related and gender-related variables more frequently than male research leaders.^{5,6} Advancing gender equity in clinical practice, research and training is also necessary for the sustainability of the academic workforce. This requires not only recruiting the new generation into the academic workforce but also advancing and promoting the current generation, who may otherwise leave.

This holds particularly true for many fields of academic medicine, including rheumatology, where women remain under-represented, especially in leadership roles.^{7–20} In many countries, women enter medical school in similar numbers,¹⁰ develop a similar interest in research²¹ and have similar leadership aspirations as men.²² Yet, women may experience the constraints of traditional gender roles,²³ gender bias in academic career structures, tenure and promotion criteria, and research funding,²⁴ as well as sexual harassment.^{25,26} There are further reports of negative aspects of culture in academic medicine,²⁷ a lack of mentors and role models²⁸ and limited advancement opportunities²⁹ that affect all genders, but more so women.³⁰ ‘Unequal pay for equal work’ disadvantaging women in academic medicine is also reported.^{31,32}

The EULAR is ‘the organisation which represents the people with arthritis/rheumatism, health professionals in rheumatology (HPR) and scientific societies of rheumatology of all the European nations’.³³ In 2019, EULAR set up a task force to advance the field of gender equity. As part of that task force, a cross-sectional study was conducted to obtain empirical evidence on the extent of the unmet need for support of female rheumatologists, health professionals and non-clinical scientists in academic rheumatology.

METHODS

To formulate a data collection strategy, the task force convenor and steering group prepared a narrative literature review on gender equity in clinical practice, research and training^{10,11} and conducted a web-based survey of task force members to identify potential factors and interventions affecting gender equity in academic rheumatology. These were discussed at the first face-to-face task force meeting in October 2019, and a data collection strategy was agreed by consensus. The data collection strategy included three web-based surveys administered via SurveyMonkey: (1) a survey of EULAR scientific member society leaders to determine the extent of gender equity in the academic rheumatology workforce by country, (2) a survey of EULAR and Emerging EULAR Network (EMEUNET) members to measure individual perceptions of gender equity and career advancement needs and (3) a survey of EULAR Council (formerly Executive Committee) members to assess the perceived utility of potential interventions to aid career advancement. A

further description of the survey populations, questions and procedures is given in online supplemental table S1. The exact wording of the questionnaires is given in online supplementary questionnaires 1–3.

For quantitative analysis, complete survey responses were aggregated and incomplete responses excluded. Do not know/not applicable responses were further excluded from the analysis of individual questions. Analysis included descriptive statistics with comparisons for male/female responses assessed by χ^2 test and t-test. The level of statistical significance was set at $p < 0.001$ for data from 5-point scales and at $p < 0.05$ for all other data. Cronbach’s α reliability coefficients were estimated to assess the reliability of scales representing C-Change dimensions of the culture.^{27,34} Data manipulations and statistical analyses were conducted in Excel and R. Qualitative responses to open-ended questions were coded and analysed thematically using the process of constant comparison. Themes, subthemes and illustrative quotations along with a description of qualitative methods and procedures are given in online supplemental table S2.

RESULTS

Women in academic rheumatology

Table 1 summarises responses from the survey of EULAR scientific member society leaders on the representation of women in academic rheumatology. In total, 12 of 45 EULAR scientific member society leaders completed the survey (response rate=27%) and we received two additional responses from the Group of Women in Rheumatology, Spain, and Female Advancement In Rheumatology (FAIR) Task Force, Austria.

Survey responses highlight a lack of gender-disaggregated national statistics on the academic rheumatology workforce in many countries. Much of the reported data is based on the national society membership data and personal estimates by national society leaders, the reliability of which may be limited. Direct comparison of the academic rheumatology workforce by country is also problematic because definitions of medical specialties, academic practices and the status of rheumatology among other medical specialties vary across countries.

Notwithstanding these limitations, it appears that in many countries women represent 50% or more of all qualified rheumatologists, but there are disproportionately fewer women in academic rheumatology than in clinical rheumatology. While the majority of early career academic rheumatologists are female, women remain significantly under-represented in senior academic roles.

Respondent profile of the EULAR and EMEUNET membership sample

In total, 649 potential participants accessed the survey of EULAR and EMEUNET members, 324 (completion rate=50%) provided complete responses. Based on the EMEUNET membership, which is open to rheumatologists and researchers who are less than 40 years old

Table 1 Estimated percentage of women in academic rheumatology by country, data from national society leaders based on various sources, 2020 or the latest available year

Country	All qualified rheumatologists	All academic rheumatologists	Early career academic rheumatologists (postdocs)	Mid-career academic rheumatologists (assistant/associate professors)	Senior academic rheumatologists (full professors)
Albania	n/a	n/a	n/a	n/a	0%*
Austria†	29%‡	31%*	48%*	13%*	20%*
Belgium (Flanders)	65%*	n/a	75%*	50%*	10%*
Germany	43%‡	35%*	65%*	25%*	10%*
Greece	44%‡	29%‡	72%‡	50%‡	11%‡
Hungary	60%*	10%*	40%*	30%*	10%*
Italy	52%‡	43%§	n/a	53%§	8%§
Lithuania	91%‡	85%*	99%*	90%*	80%*
Netherlands	61%‡	59%‡	n/a	n/a	33%‡
Spain¶	48%‡	40%*	75%*	41%§	5%§
Switzerland	28%‡	35%*	n/a	25%*	0%*
Turkey	50%*	30%*	50%*	50%*	10%*
UK	60%*	30%*	n/a	n/a	n/a

*Personal estimates by national society leaders.

†Data corroborated by the FAIR Task Force, Austria.

‡National society membership data.

§National statistics.

¶Data from the Group of Women in Rheumatology, Spain.

FAIR, Female Advancement In Rheumatology; n/a, not available.

(n=2404 at the time of the survey completion) and the number of responses in this age category (210), the estimated survey response rate among EMEUNET members was 9%. The respondents represented 23 of 45 EULAR scientific member society countries (51%), as well as Mexico and the USA (online supplemental figure S1). Given that the EMEUNET membership overlaps with the membership of EULAR scientific member societies and the total membership of EULAR scientific member societies was unknown, we were unable to estimate a survey response rate among the total membership of EULAR scientific member societies.

The majority of the respondents were women (71%) and aged 40 years or below (65%) (online supplemental table S3). The socio-demographic profile of the respondents also highlights substantial proportions of the respondents who identified themselves as an ethnic minority (10%) and as lesbian/gay/bisexual/transgender/queer (7%); one respondent identified themselves as third gender (online supplemental table S3).

The respondents represented varied career paths (online supplemental table S4). By profession, the respondents were predominantly rheumatologists (87%) with a representation of health professionals (6%) and non-clinical scientists (7%). The majority of the respondents regardless of gender had a permanent contract of employment. A slightly higher proportion of male respondents than female respondents (37% vs 31%) reported

a leadership role, but this difference was not significant ($p=0.20$). Female respondents reported working less than full time significantly more frequently than male respondents (21% vs 10%, $p=0.02$). In total, 46% of the respondents reported having an academic role and a further 29% of the respondents were considering pursuing an academic career. However, 33% of the respondents were considering minimising or leaving their academic role (online supplemental table S4).

Academic workload

There were no significant gender differences in the share of time spent by academic rheumatologists on clinical care, research, teaching, administration and other activities in a typical week (figure 1).

A comparison of typical self-reported working hours in a week by role shows that respondents in academic roles (women and men combined) work longer hours than respondents in non-academic roles ($p=0.02$) (figure 2). A cross-country comparison of France, Italy and UK, which had the largest number of respondents in both academic and non-academic roles, showed that in each of these countries respondents in academic roles worked longer hours and that cross-country differences were not statistically significant ($p=0.95$). While there were no statistically significant gender differences in typical working hours in non-academic rheumatology ($p=0.65$), male respondents

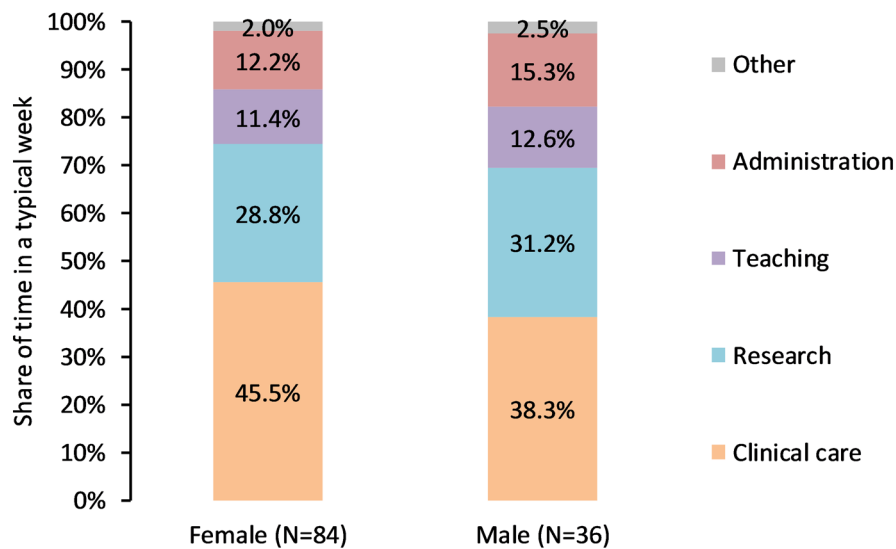


Figure 1 Share of time spent by academic rheumatologists on different activities in a typical week by gender, EULAR and EMEUNET members, 120 responses. The respondents were asked to distribute 100 points representing their working hours during a typical week across different activities. EMEUNET, Emerging EULAR Network.

in academic roles appear to work on average 4.5 hours/week longer than their female counterparts ($p=0.03$).

Gender discrimination and sexual harassment

Women significantly more frequently than men reported having experienced gender discrimination, that is, unequal or disadvantageous treatment, in their professional careers both in the last 5 years (38% vs 13%, $p<0.05$) and over 5 years ago (19% vs 4%, $p<0.05$)

(figure 3). While women significantly more frequently than men reported having experienced sexual harassment, that is, unwanted behaviour of a sexual nature, in their professional careers over 5 years ago (14% vs 2%, $p<0.05$), there was no gender difference in the last 5 years (17% vs 10%, $p=0.3$). One respondent, who identified themselves as third gender, reported experiences of both gender discrimination and sexual harassment.

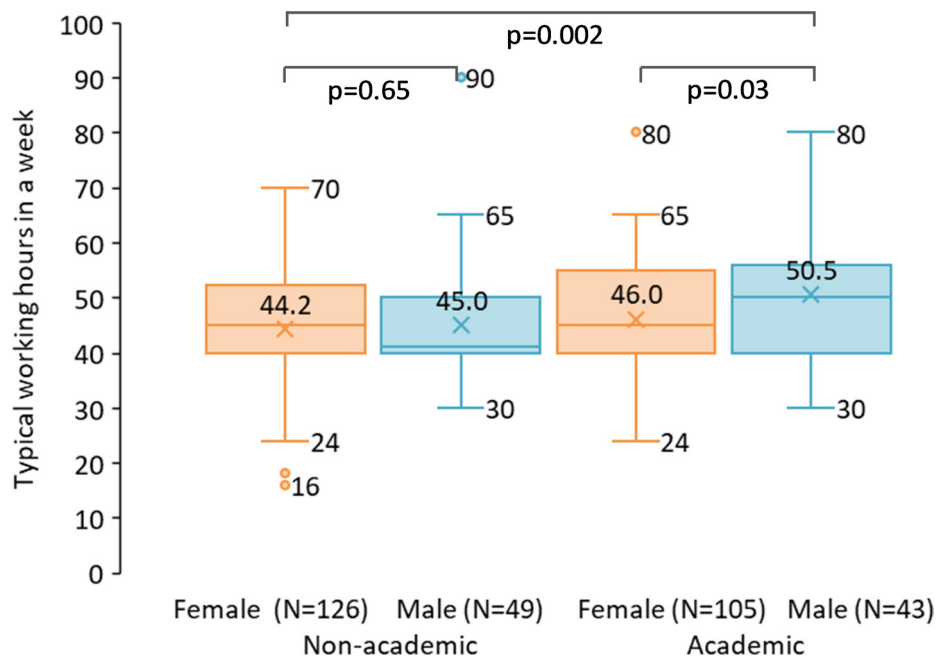


Figure 2 Typical self-reported working hours in a week by role and gender, EULAR and EMEUNET members, 323 responses. The box and whisker chart shows distribution of data into quartiles: the top of the boxes indicates the upper quartile, the bottom of the boxes indicates the lower quartile, the lines extending vertically indicate variability outside the upper and lower quartiles, the dots outside those lines indicate outliers, the Xs inside the boxes indicate the mean values and the horizontal lines inside the boxes indicate the median values. EMEUNET, Emerging EULAR Network.

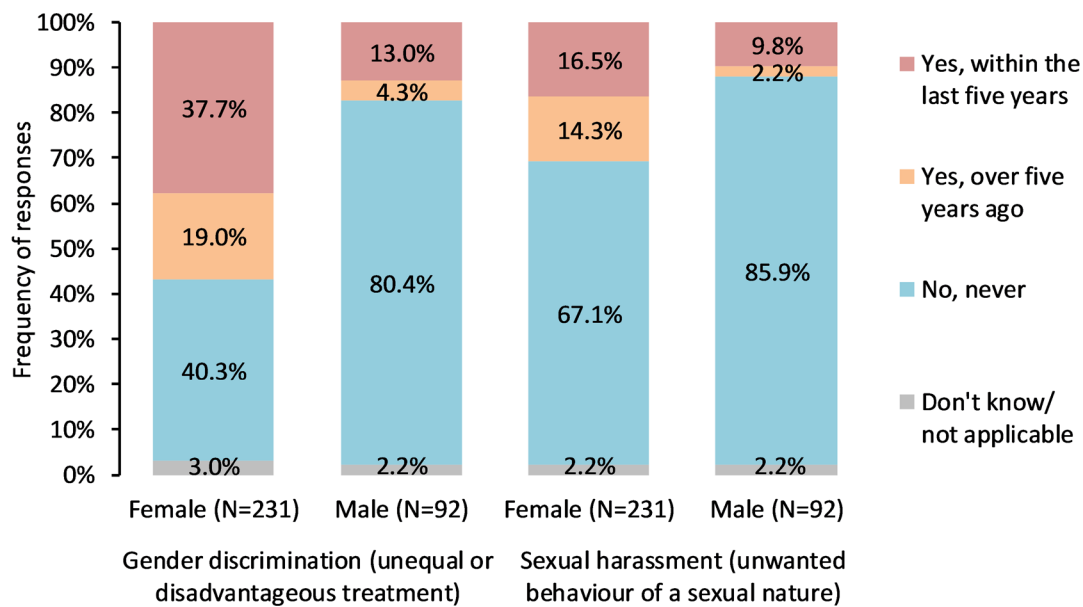


Figure 3 Frequencies of responses to the question ‘Please tell us if you have personally experienced in your professional career any gender discrimination or sexual harassment’ by gender, EULAR and EMEUNET members, 323 responses. EMEUNET, Emerging EULAR Network.

Institutional culture

Table 2 summarises estimated characteristics of dimensions of the institutional culture in rheumatology, measured using validated psychometric scales from the C-Change Faculty Survey.²⁷ A higher mean score reflects perceptions of a more positive culture. Importantly, the survey results indicate no statistically significant gender differences in leadership aspirations, self-efficacy in career advancement and work–life integration. Yet, female respondents perceived significantly lower levels of gender equity in their institutions than male respondents. In the context of this exploratory survey,

Cronbach’s α reliability coefficients indicate sufficient levels of reliability for all dimensions of the institutional culture, with higher reliability for gender equity and self-efficacy in career advancement, and lower reliability for leadership aspirations.

Factors impacting career advancement

Figure 4 summarises means and gender differences for factors impacting career advancement. The responses indicate that 7 of 26 societal, professional, institutional

Table 2 Definitions and estimated statistical characteristics of C-Change scales representing dimensions of the culture, EULAR and EMEUNET members, 324 responses*

Scale and item descriptions	Number of items	Cronbach’s α †	Mean female‡ (N=231)	Mean male‡ (N=92)	P value
Leadership aspirations: aspiring to be a leader in rheumatology. Want to make positive change; aspire to be a leader in rheumatology	2	0.60	4.33	4.41	0.352
Self-efficacy: confidence in ability to advance in career. Confident in ability to progress in career and overcome barriers to advancement	4	0.82	3.44	3.79	0.003
Work–life integration: institutional support for managing work–life and personal responsibilities. Institutional support for managing work–life integration, able to take time for personal/family issues and maintain a reasonable balance	3	0.72	2.75	3.05	0.011
Gender equity: perceptions of equity for women. Perceive that their institution treats female faculty members equitably and supports advancement of women	4	0.82	2.94	3.81	<0.001

*Including one respondent who identified themselves as third gender.

†The closer Cronbach’s α reliability coefficients is to 1.0, the higher the consistency of responses and the less variance in responses is accounted for by measurement error.

‡Means of responses scored on a 5-point scale from strongly disagree (=1) to strongly agree (=5). EMEUNET, Emerging EULAR Network.

Factors	Mean female (N=231)	Mean male (N=92)	p-value
<i>Societal</i>			
Maternity/paternity leave in my country	-0.7	0.0	<0.001
Societal gender norms and expectations	-0.6	0.4	<0.001
Affordable childcare facilities near my place of work	-0.4	0.3	0.006
<i>Professional</i>			
Gendered norms and behaviours in rheumatology	-0.3	0.7	<0.001
Gender balance in professional associations	-0.1	0.8	<0.001
Work-life balance in rheumatology	0.0	0.5	0.003
Visibility of suitable role models in rheumatology	0.5	1.0	<0.001
<i>Institutional</i>			
Expectations of long hours at my institution	-0.7	-0.5	0.358
Transparency of appointments, promotion, and pay at my institution	-0.1	0.5	0.001
Institutional support in career around maternity/paternity leave	0.0	0.5	0.017
Flexible or part-time working opportunities at my institution	0.0	0.3	0.227
Suitable career advancement and leadership opportunities at my institution	0.1	0.6	0.015
Gender climate at my institution	0.2	0.8	0.005
Support from my superiors and colleagues	0.9	1.0	0.54
Support from my mentors and sponsors	0.9	1.2	0.09
<i>Personal</i>			
My caring responsibilities for children/relatives	-0.4	0.0	0.054
My family planning considerations	-0.1	0.6	0.001
My promotion and salary negotiation skills	-0.1	0.6	<0.001
My financial considerations	0.2	0.7	0.02
My travel/commuting	0.1	0.3	0.484
My ability to move to a different institution	0.2	0.7	0.026
My self-confidence	0.7	1.2	<0.001
My leadership skills	1.0	1.2	0.057
My partner's role	1.0	0.8	0.355
My career planning skills	0.9	1.1	0.213
Support from my family/friends	1.5	1.4	0.477

Figure 4 Means and statistically significant gender differences ($p < 0.001$) for responses to the question 'Please indicate what impact, if any, the following factors have on your career advancement' on a 5-point scale from 'strongly negative' (-2) to 'strongly positive' (2), EULAR and EMEUNET members, 323 responses. The colour gradient represents the range of values: red marks the minimum, yellow the middle and green the maximum values. EMEUNET, Emerging EULAR Network.

and personal factors have a disproportionate impact on women's and men's career advancement.

In stark contrast with male respondents, female respondents perceived a negative impact of societal factors on their career advancement. There were significant gender differences in the perception of the impact of societal gender norms and expectations as well as maternity/paternity leave. While female respondents perceived a negative impact of gendered norms and behaviours in rheumatology as well as gender balance in professional associations, male respondents perceived a positive impact. Both female and male respondents perceived a positive impact of the visibility of suitable

role models in rheumatology. However, a significant gender difference in the magnitude of perceptions implies a lower visibility of suitable role models for female respondents.

The most salient institutional factors regardless of gender concerned the positive impact of support from supervisors/colleagues and mentors/sponsors as well as the negative impact of long working hours. Of note, women reported a neutral and men a small positive impact of part-time working opportunities on their career advancement. The most salient personal factors concerned the negative impact of caring responsibilities and the positive impact of support from family/friends,

partner's role, as well as career planning and leadership skills.

Interventions to aid career advancement

Figure 5 summarises means and gender differences ($p < 0.001$) for the perceived utility of potential interventions to aid career advancement. While 8 of 24 potential interventions showed a significantly higher ranking by female respondents, the majority of these potential interventions did not differ in their perceived utility by gender. The highest-ranked interventions for career advancement regardless of gender included: leadership skills training, support on grant writing applications, effective career planning training, information on training/career pathways, speaking/presentation/communication skills training, senior sponsorship programmes and high-impact scientific writing master classes.

Figure 5 also provides means for the perceived utility of potential interventions for career advancement from the survey of EULAR Council members. In total, 7 of 30 EULAR Council members completed the survey (response rate=23%). The majority of the respondents were male (71%) and over 55 years of age (71%). Compared with the responses from EULAR and EMEUNET members, responses from EULAR Council members indicate a higher perceived utility for the majority of the proposed interventions. The highest-ranked interventions concerned increasing the visibility of female role models, leadership skills training, effective career planning training, family-friendly and child-friendly EULAR Congress and other events, policies on gender-balanced EULAR funding and gender-balanced editorial boards and peer-review in rheumatology journals.

DISCUSSION

Despite evidence that gender equity can contribute to social progress, quality of science and academic workforce sustainability, women remain under-represented in academic medicine: this is particularly so in leadership roles. This cross-sectional study has gathered and analysed empirical evidence on the extent of the unmet need for support of female rheumatologists, health professionals and non-clinical scientists in academic rheumatology with a view to informing a framework to address this through EULAR. The study included three web-based surveys of (1) EULAR scientific member society leaders, (2) EULAR and EMEUNET members and (3) EULAR Council members. Although we could not determine to what extent the survey results are representative of the study populations, the survey results provide several important findings for discussion.

First, in many countries, there are disproportionately fewer women in academic rheumatology than in clinical rheumatology, and women in academic rheumatology tend to be under-represented in senior academic roles. However, similar to the previous reports by the European Musculoskeletal Conditions Surveillance and

Information Network³⁵ and by the EULAR task force on the conduction of workforce requirement studies in rheumatology,³⁶ our study highlights challenges in obtaining and monitoring standardised workforce data in Europe. Specifically, much of our data is based on the national society membership and personal estimates by national society leaders as currently there is a lack of gender-disaggregated national statistics on the academic rheumatology workforce in many countries.

Second, we found that in a typical week both women and men in academic roles work longer hours than respondents in non-academic roles, but there are no significant gender differences in the share of time spent on clinical care, research, teaching, administration and other activities. While there are no statistically significant gender differences in typical self-reported working hours in non-academic rheumatology, male respondents in academic roles appear to work on average 4.5 hours/week longer than their female counterparts. These findings have important implications for the sustainability of the academic rheumatology workforce as previous research showed that role strain is positively associated with intent to leave academic medicine for both genders and perceived work–family conflict is negatively associated with leadership-seeking for women.^{21 37 38}

Third, respondents of all genders reported having experienced instances of perceived gender discrimination and sexual harassment in their professional careers, but women did so more frequently than men. A survey conducted in early 2021 with support from the German Society of Rheumatology reported similar findings among German rheumatology physicians and residents.³⁹ These findings are consistent with previous research from other fields of academic medicine demonstrating that women had more difficulties in being taken seriously than men,⁴⁰ women were more likely to be excluded from the dominant institutional culture,⁴¹ and that sexism was one of the most common disadvantages to an academic career.⁴² Previous research also demonstrated that gender equity interventions could cause resentment among men about perceived positive discrimination of women.⁴³ Previous research also linked gender discrimination and sexual harassment.^{25 26} A recent multi-institutional longitudinal study in US medical schools argued that women seeking career advancement were more vulnerable to sexual harassment due to greater exposure to potential abuses of authority, but showed resilience and succeeded nonetheless.⁴⁴ Monitoring and addressing sexual harassment is required to ensure that those who seek career advancement do not risk exposure to sexual harassment rather than become expect to develop resilience to it.

Fourth, using previously validated psychometric scales, we obtained valid and reliable measures of institutional culture in rheumatology. While female respondents reported lower levels of gender equity in their institutions than male respondents, we found no gender differences in the respondents' perceptions of their leadership aspirations, self-efficacy in career advancement and work–life

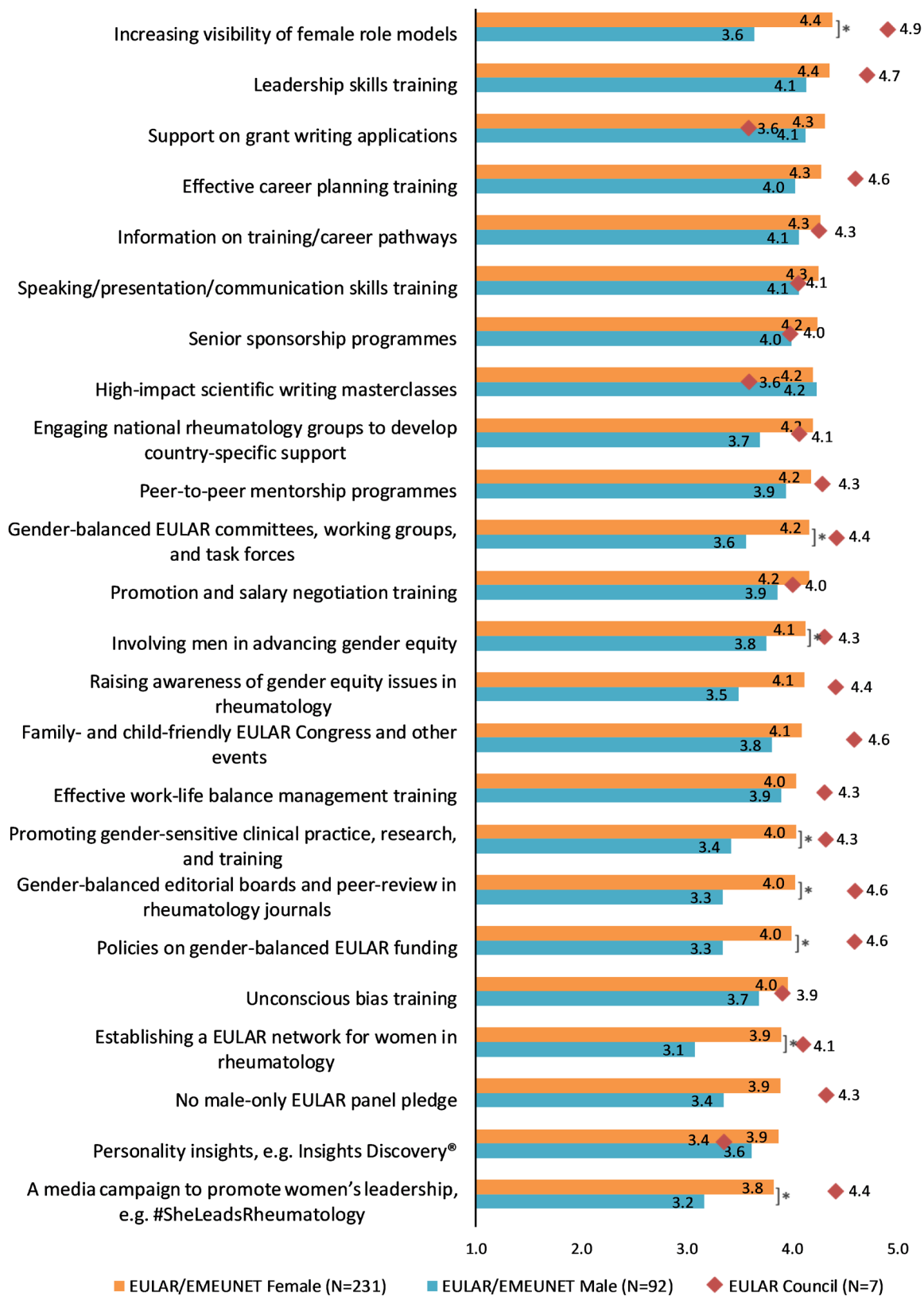


Figure 5 Means and statistically significant gender differences ($p < 0.001$) for responses to the question ‘Please indicate how strongly you agree or disagree that the following interventions would be helpful for your career advancement’ on a 5-point scale from ‘strongly disagree’ (=1) to ‘strongly agree’ (=5) by EULAR and EMEUNET members, 323 responses. *Statistically significant gender differences ($p < 0.001$). ♦ Means for responses to the question: ‘Please indicate how strongly you agree or disagree that the following interventions would be helpful for EULAR members’ by EULAR Council members, 7 responses. EMEUNET, Emerging EULAR Network.

integration. They are novel in the context of rheumatology but similar to the previous research into institutional culture in US medical schools.²² These findings suggest that women and men equally aspire to become leaders in rheumatology, but institutional culture makes it harder for women than men to realise their leadership aspirations. There is a greater need to improve institutional culture with regard to gender equity for women, but women and men are likely to benefit equally from interventions aimed at supporting leadership aspirations, career advancement skills and work–life integration.

Fifth, we found that 7 of 26 societal, professional, institutional and personal factors have disproportionate impact on women's and men's career advancement, but professional associations have a limited potential for intervention to address some of the most salient factors. Yet, there might be a potential for EULAR to raise awareness about the negative impact of societal factors on women's career advancement. In contrast, there is a clear potential for EULAR to influence many of the salient professional factors, such as gendered norms and behaviours in rheumatology, gender balance in professional associations and the visibility of suitable role models in rheumatology, both on their own and with support from national professional societies and associations. Similar to the EMEUNET postdoctoral mentoring programme,⁴⁵ EULAR could potentially offer mentoring and sponsorship programmes to complement institutional ones. There is a clear potential to influence some of the factors related to personal skills and capabilities by offering training on promotion and salary negotiation skills, career planning skills, self-confidence and leadership skills.

Finally, we found gender differences in the perceived utility of interventions focusing on women as expected beneficiaries and no statistically significant gender differences in the perceived utility of interventions with both women and men as expected beneficiaries. Skills-based training interventions were ranked highly by both men and women, whereas increasing the visibility of female role models was the highest-ranked intervention by female respondents and by EULAR Council members.

Our study has several noteworthy limitations. One, we could not determine whether the survey results are statistically representative of the study populations. We obtained data on the academic rheumatology workforce from 13 EULAR member countries, which may not be representative of all 45 EULAR member countries. Reliability of personal estimates by national society leaders and national society membership data may be limited. Due to variations in national practices, direct comparison of the academic rheumatology workforce by country and career stage is problematic. Future research is likely to yield more comprehensive and reliable results when gender-disaggregated national statistics and national society data on the academic rheumatology workforce across all EULAR countries becomes available. Another, we could not control for selection bias in the EULAR

and EMEUNET members sample because we could not obtain data on the membership of EULAR national societies and EMEUNET disaggregated by gender and key socio-demographic and career characteristics. An estimated 9% response rate among EMEUNET members suggests potential for significant non-response bias due to the survey procedures and topic. Namely, the survey was distributed by the EULAR Office and EMEUNET as part of their multiple communications and news updates via email, websites and social media for 10 weeks. Using other procedures, such as personalised mailouts and reminders, financial incentives, postal and telephone strategies and a shorter questionnaire could have increased the response rate.⁴⁶ Due to the lack of data on non-respondents, we cannot ascertain whether selection bias is a concern for the sample. We do not rule out that those who had higher aspirations for an academic career or those who experienced gender inequalities were more likely to reply. An estimated 9% response rate may also indicate that the majority of potential respondents did not perceive gender equity as a problem for their career advancement. Generalisability of the results to specific national contexts may be further limited due to variation in national practices. Future research is likely to yield more statistically representative results by sampling survey participants based on national society membership and taking into account specific national contexts. Yet another, a 23% response rate for the EULAR Council members survey does not rule out a possibility of non-response bias. A higher response rate in future research is likely to yield more statistically representative results. Overall, future research could usefully test our findings in representative samples taking into account specific national contexts.

In conclusion, this study provides important empirical evidence on gender differences in career advancement in academic rheumatology and explores potential interventions to aid gender-equitable career advancement in academic rheumatology across Europe. However, the findings may not be fully generalisable to the entire study populations and specific national contexts. This study has informed an EULAR task force developing a framework to accelerate gender-equitable career advancement of rheumatologists, health professionals and non-clinical scientists in academic rheumatology through EULAR.

Author affiliations

¹Radcliffe Department of Medicine, University of Oxford, Oxford, UK

²NIHR Oxford Biomedical Research Centre, Oxford University Hospitals NHS Foundation Trust, Oxford, UK

³Institut Pierre Louis d'Epidémiologie et de Santé Publique, INSERM, Sorbonne Université, Paris, France

⁴Rheumatology Department, APHP.Sorbonne Université, Hôpital Universitaire Pitie Salpêtrière, Paris, France

⁵Department of Clinical and Experimental Sciences, University of Brescia, Brescia, Italy

⁶Unit of Rheumatology and Clinical Immunology, ASST Spedali Civili di Brescia, Brescia, Italy

⁷Department of Rheumatology, Rheumazentrum Ruhrgebiet, Ruhr-University Bochum, Herne, Germany

⁸Department of Clinical Immunology and Rheumatology, Amsterdam Rheumatology and Immunology Center, Amsterdam, The Netherlands

⁹Department of Rheumatology, Southmead Hospital, North Bristol NHS Trust, Bristol, UK

¹⁰Musculoskeletal Research Unit, University of Bristol, Bristol, UK

¹¹Department of Rehabilitation Medicine, Amsterdam Movement Sciences, Reade Centre for Rehabilitation and Rheumatology, Amsterdam UMC, Vrije Universiteit Amsterdam, Amsterdam, the Netherlands

¹²Leeds Institute of Rheumatic and Musculoskeletal Medicine, University of Leeds, Leeds, UK

¹³NIHR Leeds Musculoskeletal Biomedical Research Centre, Leeds, UK

¹⁴Internal Medicine and Nephrology Unit, Department of Life, Health and Environmental Sciences, University of L'Aquila, L'Aquila, Italy

¹⁵Institute of Infection, Immunity and Inflammation, University of Glasgow, Glasgow, UK

¹⁶University of Belgrade School of Medicine, Medigroup Hospital, Rheumatology, Belgrade, Serbia

¹⁷IRMB, University of Montpellier, INSERM, Montpellier, France

¹⁸Center of Experimental Rheumatology, Department of Rheumatology, University Hospital Zurich, Zurich, Switzerland

¹⁹University of Zurich, Zurich, Switzerland

²⁰Department of Rheumatology, Amsterdam University Medical Center, Location VU Medical Center, Amsterdam, The Netherlands

²¹Rheumatology Department, King's College Hospital, London, UK

²²Centre for Rheumatic Diseases, School of Immunology and Microbial Sciences, King's College London, London, UK

²³Centre for Epidemiology Versus Arthritis, Division of Musculoskeletal and Dermatological Sciences, The University of Manchester, Manchester, UK

²⁴Department of Rheumatology, Faculty of Medicine, University of Debrecen, Debrecen, Hungary

²⁵Department of Rheumatology, Leiden University Medical Center, Leiden, The Netherlands

²⁶NOVA Medical School, Universidade Nova de Lisboa, Lisbon, Portugal

²⁷Department of Allergology, Rheumatology and Clinical Immunology, University Children's Hospital, University Medical Center Ljubljana, Ljubljana, Slovenia

²⁸Department of Rheumatology, Clinical Immunology and Allergy, University of Crete Medical School, Heraklion, Greece

²⁹Deutsches Zentrum für Immuntherapie, Friedrich-Alexander-University Erlangen-Nuremberg and Universitätsklinikum Erlangen, Erlangen, Germany

³⁰Department of Internal Medicine 3, Friedrich-Alexander-University Erlangen-Nuremberg and Universitätsklinikum Erlangen, Erlangen, Germany

³¹School of Healthcare, University of Leeds, Leeds, UK

³²NIHR Leeds Musculoskeletal Biomedical Research Unit, Leeds, UK

³³National Initiative on Gender, Culture and Leadership in Medicine: C-Change, Women's Studies Research Center, Brandeis University, Waltham, Massachusetts, USA

³⁴Nuffield Department of Orthopaedics, Rheumatology and Musculoskeletal Sciences, University of Oxford, Oxford, UK

Twitter Laura Andreoli @lauraandreoli80, Caroline Ospelt @CarolineOspelt, Elena Nikiphorou @ElenaNikiUK and Laura C Coates @drlauracoates

Acknowledgements We thank Patrizia Jud from the EULAR Office and the EMEUNET, Concha Delgado Beltrán from the Group of Women in Rheumatology, Spain, and Christina Duftner from the Female Advancement In Rheumatology Task Force, Austria, for their help with data collection. Preliminary results from this study were presented at the 2020 EULAR Congress.

Contributors All authors have contributed to this work and approved the final version. LCC acts as guarantor.

Funding This study was funded by the EULAR (project number: EPI 024). LCC is supported by the National Institute for Health Research (NIHR) Oxford Biomedical Research Centre. PVO is supported by the NIHR Oxford Biomedical Research Centre and the European Union's Horizon 2020 research and innovation programme (grant agreement number: 872396). HS and A-MK are supported by the NIHR Leeds Biomedical Research Centre. The views expressed are those of the authors and not necessarily those of the UK National Health Service, the NIHR or the UK Department of Health and Social Care.

Competing interests None declared.

Patient consent for publication Not applicable.

Ethics approval This study was considered by the University of Oxford's Clinical Trials and Research Governance team and exempted from full ethics review. The outcome was communicated via email without a reference number or ID. Participants gave informed consent to participate in the study before taking part.

Provenance and peer review Not commissioned; externally peer reviewed.

All data relevant to the study are included in the article or uploaded as supplementary information

Supplemental material This content has been supplied by the author(s). It has not been vetted by BMJ Publishing Group Limited (BMJ) and may not have been peer-reviewed. Any opinions or recommendations discussed are solely those of the author(s) and are not endorsed by BMJ. BMJ disclaims all liability and responsibility arising from any reliance placed on the content. Where the content includes any translated material, BMJ does not warrant the accuracy and reliability of the translations (including but not limited to local regulations, clinical guidelines, terminology, drug names and drug dosages), and is not responsible for any error and/or omissions arising from translation and adaptation or otherwise.

Open access This is an open access article distributed in accordance with the Creative Commons Attribution Non Commercial (CC BY-NC 4.0) license, which permits others to distribute, remix, adapt, build upon this work non-commercially, and license their derivative works on different terms, provided the original work is properly cited, appropriate credit is given, any changes made indicated, and the use is non-commercial. See: <http://creativecommons.org/licenses/by-nc/4.0/>.

ORCID iDs

Pavel V Ovseiko <http://orcid.org/0000-0002-3504-2177>

Laure Gossec <http://orcid.org/0000-0002-4528-310X>

Laura Andreoli <http://orcid.org/0000-0002-9107-3218>

Uta Kiltz <http://orcid.org/0000-0001-5668-4497>

Alessia Alunno <http://orcid.org/0000-0003-1105-5640>

Iain B McInnes <http://orcid.org/0000-0002-6462-4280>

Florence Apparailly <http://orcid.org/0000-0003-1762-084X>

Caroline Ospelt <http://orcid.org/0000-0002-9151-4650>

Elena Nikiphorou <http://orcid.org/0000-0001-6847-3726>

Katie L Druce <http://orcid.org/0000-0002-7696-2308>

Zoltán Szekanecz <http://orcid.org/0000-0002-7794-6844>

Alexandre Sepriano <http://orcid.org/0000-0003-1954-0229>

Laura C Coates <http://orcid.org/0000-0002-4756-663X>

REFERENCES

- 1 The Lancet. Feminism is for everybody. *Lancet* 2019;393:493.
- 2 World Health Organization. Gender, equity and human rights. Available: <https://www.who.int/gender-equity-rights/knowledge/glossary/en/>
- 3 Ovseiko PV, Taylor M, Gilligan RE, *et al*. Effect of Athena SWAN funding incentives on women's research leadership. *BMJ* 2020;371:m3975.
- 4 Nielsen MW, Bloch CW, Schiebinger L. Making gender diversity work for scientific discovery and innovation. *Nat Hum Behav* 2018;2:726–34.
- 5 Nielsen MW, Andersen JP, Schiebinger L, *et al*. One and a half million medical papers reveal a link between author gender and attention to gender and sex analysis. *Nat Hum Behav* 2017;1:791–6.
- 6 Sugimoto CR, Ahn Y-Y, Smith E, *et al*. Factors affecting sex-related reporting in medical research: a cross-disciplinary bibliometric analysis. *Lancet* 2019;393:550–9.
- 7 Lundberg IE, Ozen S, Gunes-Ayata A, *et al*. Women in academic rheumatology. *Arthritis Rheum* 2005;52:697–706.
- 8 Wehner MR, Nead KT, Linos K, *et al*. Plenty of moustaches but not enough women: cross sectional study of medical leaders. *BMJ* 2015;351:h6311.
- 9 Kuhlmann E, Ovseiko PV, Kurmeyer C, *et al*. Closing the gender leadership gap: a multi-centre cross-country comparison of women in management and leadership in academic health centres in the European Union. *Hum Resour Health* 2017;15:2.
- 10 Andreoli L, Ovseiko PV, Hassan N, *et al*. Gender equity in clinical practice, research and training: where do we stand in rheumatology? *Joint Bone Spine* 2019;86:669–72.
- 11 Andreoli L, Ovseiko PV, Hassan N, *et al*. Égalité femmes-hommes dans la pratique clinique, la recherche et la formation : où en est la rhumatologie ? *Rev Rhum* 2020;87:242–6.
- 12 Adami G, Benini C, Vantaggiato E. Gender disparity in authorship of guidelines and recommendations in rheumatology. *Ann Rheum Dis* 2020;annrheumdis-2020-217119.
- 13 Mahmood SN, Blanco I. The road to equity for women in academic rheumatology. *Nat Rev Rheumatol* 2020;16:669–70.

- 14 Conigliaro P, Bosello SL, Iannuccelli C, *et al.* Correspondence to 'Gender gap in rheumatology: speaker representation at annual conferences' by Monga and Liew-gender discrepancies at annual EULAR congresses: towards the gap narrowing. *Ann Rheum Dis* 2020;annrheumdis-2020-218516.
- 15 Bosello SL, Chimenti MS, Conigliaro P, *et al.* Gender equality in rheumatology. *Reumatismo* 2020;71:173-6.
- 16 Monga K, Liew J. Gender gap in rheumatology: speaker representation at annual conferences. *Ann Rheum Dis* 2020;annrheumdis-2020-217673.
- 17 Hassan N, van Mens L, Kiltz U. 1703: gender equity in academic rheumatology – is there a gender gap at European rheumatology congresses? *Arthritis Rheumatol* 2020;72:3435-6.
- 18 Bagga E, Stewart S, Gamble GD, *et al.* Representation of women as authors of rheumatology research articles. *Arthritis Rheumatol* 2021;73:162-7.
- 19 Jorge A, Bolster M, Fu X, *et al.* The association between physician gender and career advancement among academic rheumatologists in the United States. *Arthritis Rheumatol* 2021;73:168-72.
- 20 Hassan N, van Mens LJ, Kiltz U, *et al.* Gender equity in academic rheumatology: is there a gender gap at European rheumatology conferences? *RMD Open* 2022;8:e002131.
- 21 Edmunds LD, Ovseiko PV, Shepperd S, *et al.* Why do women choose or reject careers in academic medicine? A narrative review of empirical evidence. *Lancet* 2016;388:2948-58.
- 22 Pololi LH, Civian JT, Brennan RT, *et al.* Experiencing the culture of academic medicine: gender matters, a national study. *J Gen Intern Med* 2013;28:201-7.
- 23 Yedidia MJ, Bickel J. Why aren't there more women leaders in academic medicine? the views of clinical department chairs. *Acad Med* 2001;76:453-65.
- 24 Ovseiko PV, Greenhalgh T, Adam P, *et al.* A global call for action to include gender in research impact assessment. *Health Res Policy Syst* 2016;14:50.
- 25 Jagsi R, Griffith KA, Jones R, *et al.* Sexual harassment and discrimination experiences of academic medical faculty. *JAMA* 2016;315:2120-1.
- 26 Carr PL, Ash AS, Friedman RH, *et al.* Faculty perceptions of gender discrimination and sexual harassment in academic medicine. *Ann Intern Med* 2000;132:889-96.
- 27 Pololi LH, Krupat E, Civian JT, *et al.* Why are a quarter of faculty considering leaving academic medicine? A study of their perceptions of institutional culture and intentions to leave at 26 representative U.S. medical schools. *Acad Med* 2012;87:859-69.
- 28 Levinson W, Kaufman K, Clark B, *et al.* Mentors and role models for women in academic medicine. *West J Med* 1991;154:423-6.
- 29 Cropsey KL, Masho SW, Shiang R, *et al.* Why do faculty leave? Reasons for attrition of women and minority faculty from a medical school: four-year results. *J Womens Health* 2008;17:1111-8.
- 30 Dutch Network of Women Professors. Women professors monitor 2019. Available: https://www.lnvh.nl/monitor2019/downloads/LNVH_monitor2019_EN.pdf
- 31 Jena AB, Olenski AR, Blumenthal DM. Sex differences in physician salary in US public medical schools. *JAMA Intern Med* 2016;176:1294-304.
- 32 Saunders MR, Turner BJ. Unequal pay for equal work: where are we now? *Ann Intern Med* 2018;169:654-5.
- 33 EULAR. About EULAR. Available: https://www.eular.org/eular_about.cfm
- 34 Ovseiko PV, Pololi LH, Edmunds LD. Creating a more supportive and inclusive university culture: a mixed-methods interdisciplinary comparative analysis of medical and social sciences at the University of Oxford. *Interdisciplinary Science Reviews* 2019;44:166-91.
- 35 European musculoskeletal conditions surveillance and information network (eumusc.net). Musculoskeletal health in Europe report v5.0, 2011. Available: <http://www.eumusc.net/myUploadData/files/Musculoskeletal%20Health%20in%20Europe%20Report%20v5.pdf>
- 36 DeJaco C, Putrik P, Unger J, *et al.* EULAR 'points to consider' for the conduction of workforce requirement studies in rheumatology. *RMD Open* 2018;4:e000780.
- 37 Ellinas EH, Fouad N, Byars-Winston A. Women and the decision to leave, linger, or lean in: predictors of intent to leave and aspirations to leadership and advancement in academic medicine. *J Womens Health* 2018;27:324-32.
- 38 Vassie C, Smith S, Leedham-Green K. Factors impacting on retention, success and equitable participation in clinical academic careers: a scoping review and meta-thematic synthesis. *BMJ Open* 2020;10:e033480.
- 39 Kuhlmann E, Bruns L, Hoepfer K. Work situation of rheumatologists and residents in times of COVID-19. *Z Rheumatol* 2021.
- 40 Heathcote J, Cauch-Dudek K, Rhyne D. The professional lives of women in gastroenterology: a Canadian comparison study with men. *Gastroenterology* 1997;113:669-74.
- 41 Cochran A, Hauschild T, Elder WB, *et al.* Perceived gender-based barriers to careers in academic surgery. *Am J Surg* 2013;206:263-8.
- 42 Osborn EH, Ernster VL, Martin JB. Women's attitudes toward careers in academic medicine at the University of California, San Francisco. *Acad Med* 1992;67:59-62.
- 43 Ovseiko PV, Chapple A, Edmunds LD, *et al.* Advancing gender equality through the Athena SWAN charter for women in science: an exploratory study of women's and men's perceptions. *Health Res Policy Syst* 2017;15:12.
- 44 Raj A, Freund KM, McDonald JM, *et al.* Effects of sexual harassment on advancement of women in academic medicine: a multi-institutional longitudinal study. *EClinicalMedicine* 2020;20:100298.
- 45 Rodríguez-Carrio J, Putrik P, Gwinnutt J, *et al.* Mentoring for postdoctoral researchers in rheumatology: the emerging EULAR network (EMEUNET) post-doc mentoring programme. *RMD Open* 2020;6:e001139.
- 46 VanGeest JB, Johnson TP, Welch VL. Methodologies for improving response rates in surveys of physicians: a systematic review. *Eval Health Prof* 2007;30:303-21.