



OPEN ACCESS

EDITED AND REVIEWED BY
Claudio Ferrante,
University of Studies G. d'Annunzio
Chieti and Pescara, Italy

*CORRESPONDENCE

Guiyuan Lv,
zjtcmlgy@163.com
Suhong Chen,
chensuhong@zjut.edu.cn

[†]These authors have contributed equally
to this work and share first authorship

SPECIALTY SECTION

This article was submitted to
Ethnopharmacology,
a section of the journal
Frontiers in Pharmacology

RECEIVED 20 May 2022

ACCEPTED 18 July 2022

PUBLISHED 15 August 2022

CITATION

Ke Y, Zhan L, Lu T, Zhou C, Chen X,
Dong Y, Lv G and Chen S (2022),
Corrigendum: Polysaccharides of
Dendrobium officinale Kimura & Migo
leaves protect against ethanol-induced
gastric mucosal injury via the AMPK/
mTOR signaling pathway *in vitro*
and *vivo*.

Front. Pharmacol. 13:948569.
doi: 10.3389/fphar.2022.948569

COPYRIGHT

© 2022 Ke, Zhan, Lu, Zhou, Chen, Dong,
Lv and Chen. This is an open-access
article distributed under the terms of the
Creative Commons Attribution License
(CC BY). The use, distribution or
reproduction in other forums is
permitted, provided the original
author(s) and the copyright owner(s) are
credited and that the original
publication in this journal is cited, in
accordance with accepted academic
practice. No use, distribution or
reproduction is permitted which does
not comply with these terms.

Corrigendum: Polysaccharides of *Dendrobium officinale* Kimura & Migo leaves protect against ethanol-induced gastric mucosal injury *via* the AMPK/mTOR signaling pathway *in vitro* and *vivo*

Yang Ke^{1†}, Lianghai Zhan^{1†}, Tingting Lu¹, Cong Zhou¹,
Xue Chen¹, Yingjie Dong¹, Guiyuan Lv^{2*} and Suhong Chen^{1*}

¹Collaborative Innovation Center of Yangtze River Delta Region Green Pharmaceuticals, Zhejiang University of Technology, Hangzhou, Zhejiang, China, ²College of Pharmaceutical Science, Zhejiang Chinese Medical University, Hangzhou, Zhejiang, China

KEYWORDS

Dendrobium officinale Kimura & Migo leaves (LDOP), polysaccharides, alcohol, gastric injury, autophagy

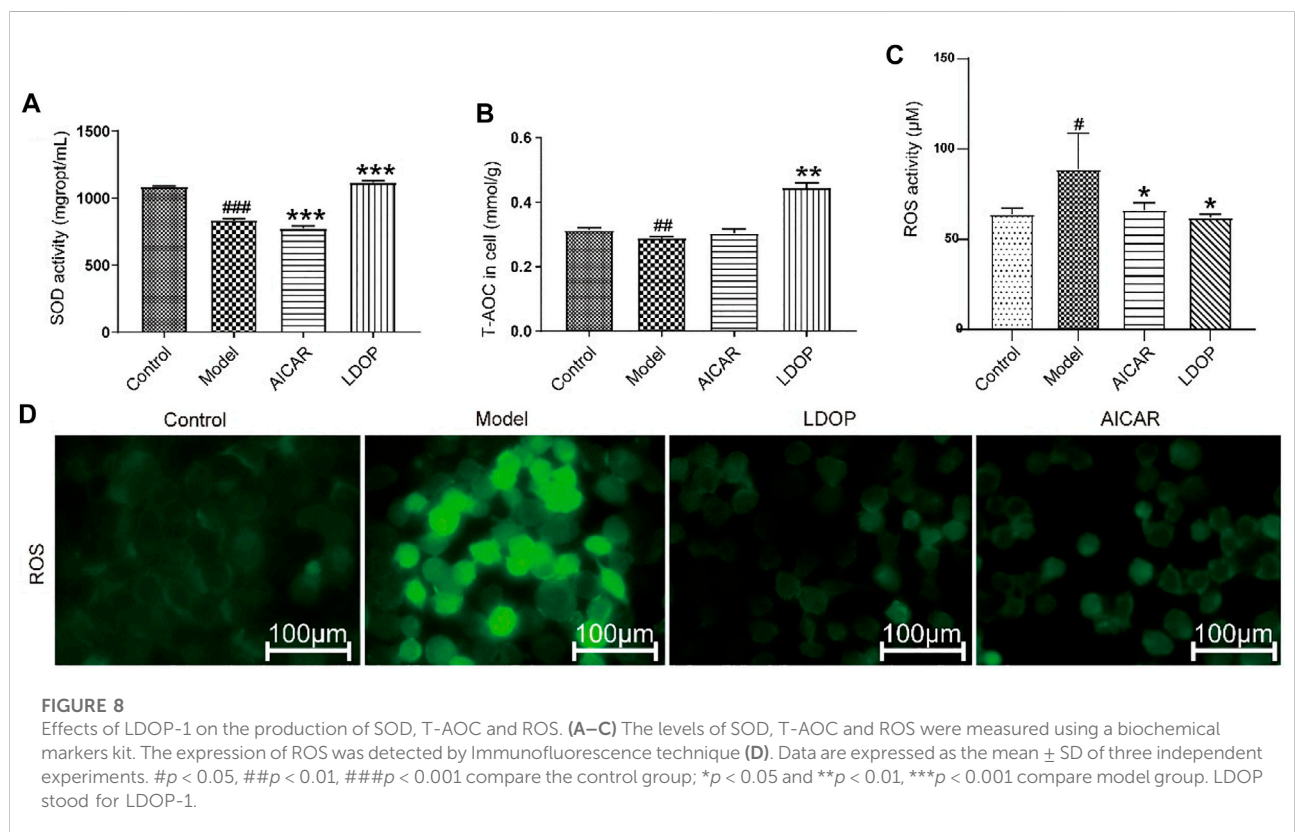
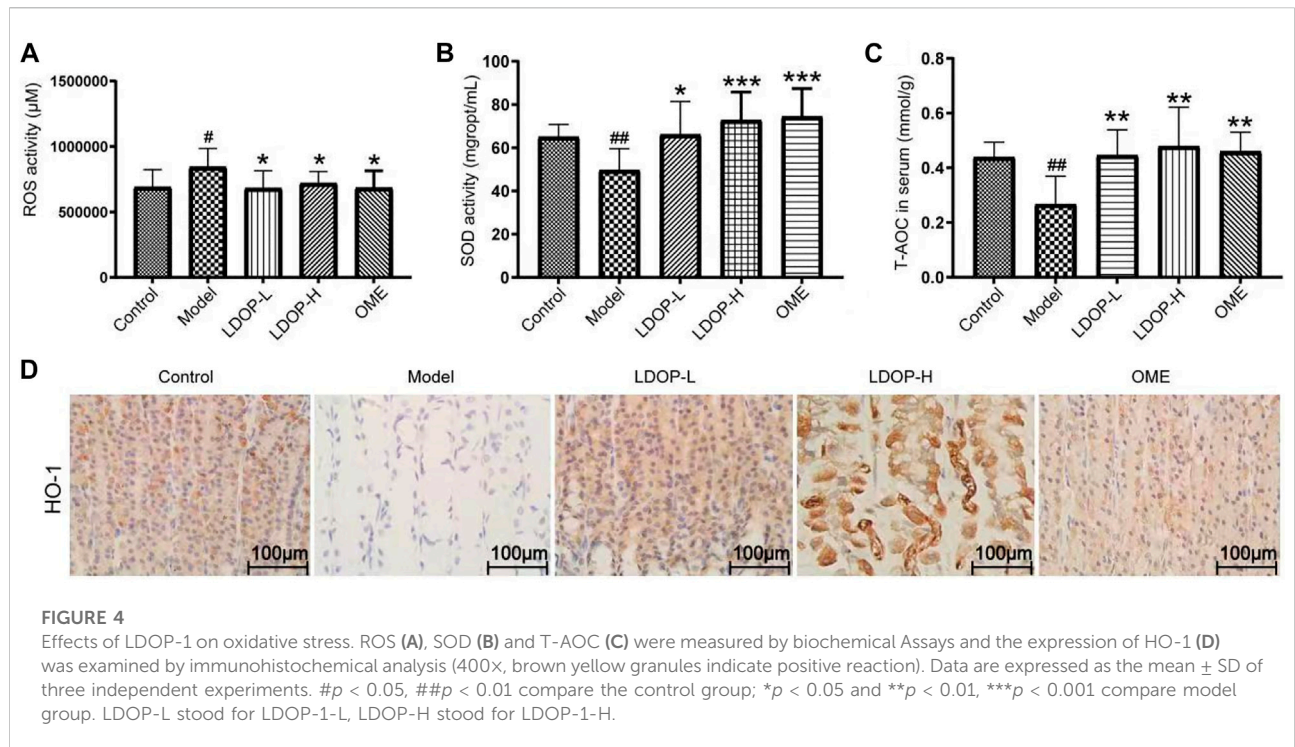
A Corrigendum on

Polysaccharides of *Dendrobium officinale* Kimura & Migo leaves protect against ethanol-induced gastric mucosal injury *via* the AMPK/mTOR signaling pathway *in vitro* and *vivo*

by Ke Y, Zhan L, Lu T, Zhou C, Chen X, Dong Y, Lv G and Chen S (2020). *Front. Pharmacol.* 11: 526349. doi: 10.3389/fphar.2020.526349

In the original article, there was a mistake in Figures 4D, 8D, 10H, 11D as published. Due to the negligence of the author in the drawing process, the pictures are placed repeatedly. The corrected Figures 4, 8, 10, 11 appears below.

The authors apologize for this error and state that this does not change the scientific conclusions of the article in any way. The original article has been updated.



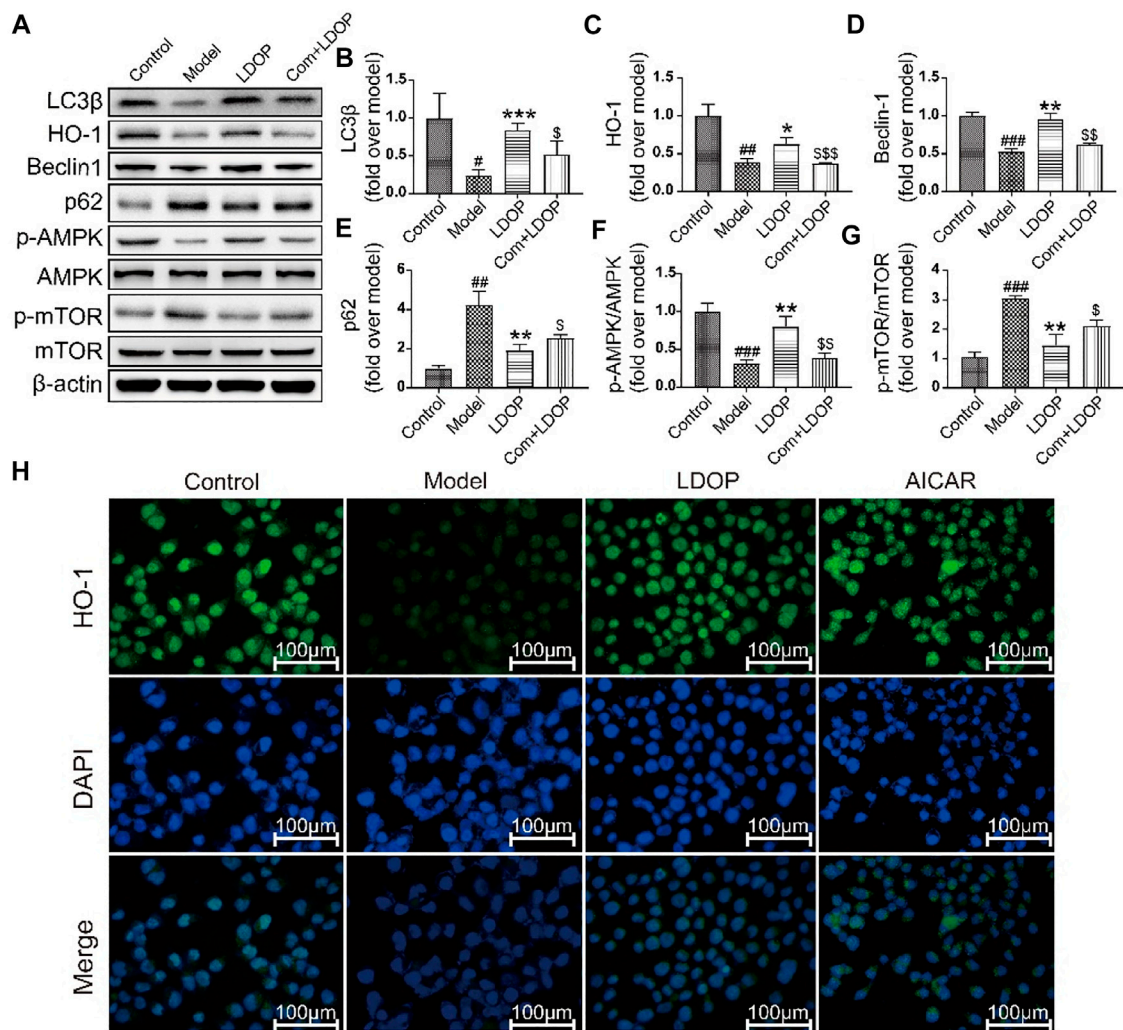


FIGURE 10 LDOP could activate the autophagy by mTOR/AMPK signaling way *in vitro*. (A) The expression of LC3β, HO-1, Beclin-1, p-AMPK, p62, p-mTOR detected by Western blot. (B–G) Statistical analysis on LC3β, HO-1, Beclin-1, p-AMPK, p62, p-mTOR. Immunohistochemical image of HO-1 (H) measured by immunofluorescence technique. Data are expressed as the mean ± SD of three independent experiments. #*p* < 0.05, ##*p* < 0.01, ###*p* < 0.001 compare the control group; **p* < 0.05 and ***p* < 0.01, ****p* < 0.001 compare model group, \$*p* < 0.05, \$\$*p* < 0.01, \$\$\$*p* < 0.001 compared with LDOP group.

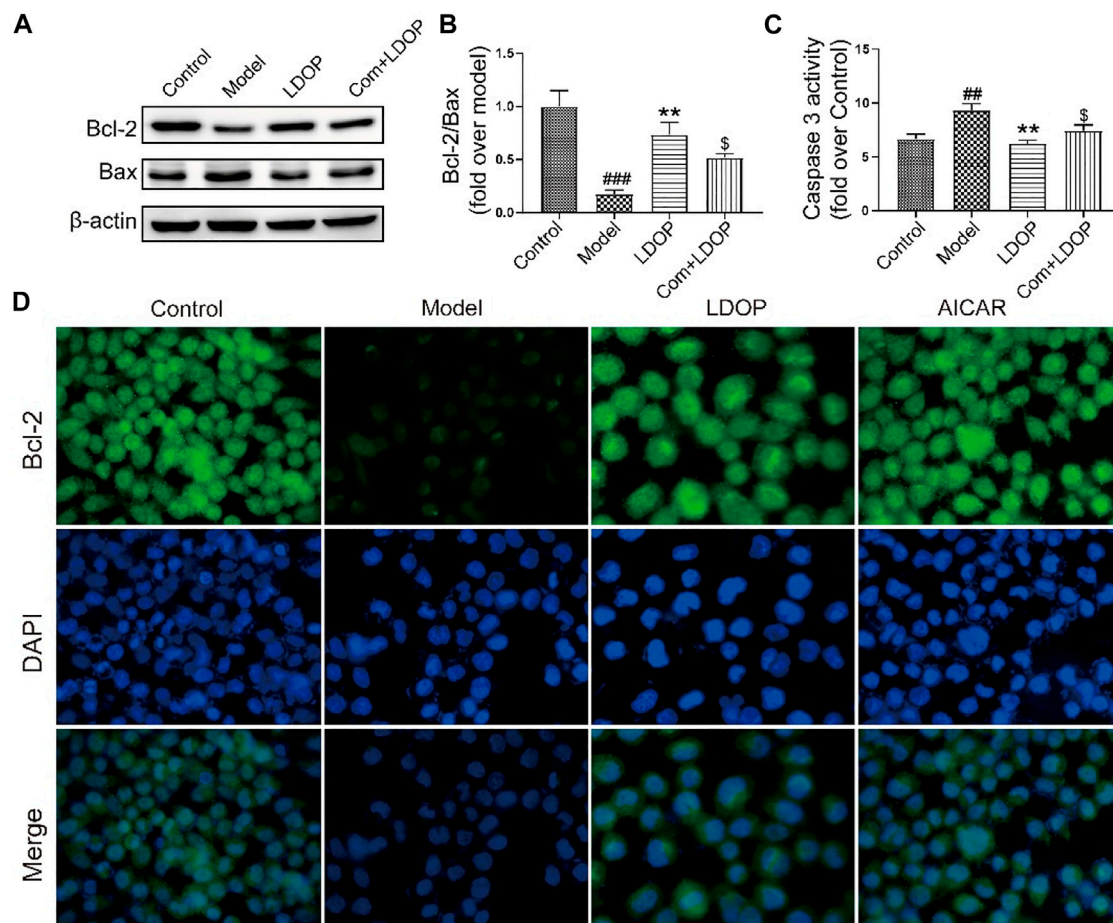


FIGURE 11

LDOP inhibited the expression of Bax, caspase 3 and boost of Bcl-2. **(A)** The expression of Bax and Bcl₂ detected by Western blot. **(B)** Statistical analysis on ratio of Bax to Bcl-2. **(C)** The production of caspase 3 detected by biochemical markers kit. **(D)** Immunohistochemical image of Bcl₂ measured by immunofluorescence technique. Data are expressed as the mean ± SD of three independent experiments. #*p* < 0.05, ##*p* < 0.01, ###*p* < 0.001 compare the control group; **p* < 0.05 and ***p* < 0.01, ****p* < 0.001 compare model group.

Publisher's note

All claims expressed in this article are solely those of the authors and do not necessarily represent those of their affiliated

organizations, or those of the publisher, the editors and the reviewers. Any product that may be evaluated in this article, or claim that may be made by its manufacturer, is not guaranteed or endorsed by the publisher.