






## RESEARCH LETTER

# Cholecystectomy is associated with dysglycaemia: Cross-sectional and prospective analyses

Miaomiao Sang MD<sup>1</sup> | Cong Xie PhD<sup>2</sup> | Shanhu Qiu MD<sup>3</sup>  | Xuyi Wang PhD<sup>4</sup> | Michael Horowitz PhD<sup>2,5</sup> | Karen L. Jones PhD<sup>2,5</sup>  | Christopher K. Rayner PhD<sup>2,6</sup>  | Zilin Sun PhD<sup>1</sup>  | Tongzhi Wu PhD<sup>2,5</sup> 

<sup>1</sup>Department of Endocrinology, Zhongda Hospital, Institute of Diabetes, School of Medicine, Southeast University, Nanjing, China

<sup>2</sup>Centre of Research Excellence in Translating Nutritional Science to Good Health, Adelaide Medical School, The University of Adelaide, Adelaide, South Australia, Australia

<sup>3</sup>Department of General Practice, Zhongda Hospital, Institute of Diabetes, School of Medicine, Southeast University, Nanjing, China

<sup>4</sup>Department of Clinical Nutrition, Zhongda Hospital, School of Medicine, Southeast University, Nanjing, China

<sup>5</sup>Endocrine and Metabolic Unit, Royal Adelaide Hospital, Adelaide, South Australia, Australia

<sup>6</sup>Department of Gastroenterology and Hepatology, Royal Adelaide Hospital, Adelaide, South Australia, Australia

## Correspondence

Zilin Sun, Department of Endocrinology, Zhongda Hospital, Institute of Diabetes, School of Medicine, Southeast University, No 87, Dingjiaqiao, Nanjing 210009, China.  
Email: [sunzilin1963@126.com](mailto:sunzilin1963@126.com)

Tongzhi Wu, Level 6, Adelaide Health and Medical Sciences (AHMS) Building, The University of Adelaide, North Terrace, Adelaide, SA 5000, Australia.  
Email: [tongzhi.wu@adelaide.edu.au](mailto:tongzhi.wu@adelaide.edu.au)

## Funding information

National Key R&D Program of China, Grant/Award Number: 2016YFC1305700; Postgraduate Research Practice Innovation Program of Jiangsu Province, Grant/Award Number: SJCX21\_0083; the Hospital Research Foundation

## Abstract

Cholecystectomy has been reported to be associated with increased risk of diabetes in cross-sectional studies. In the current study, we performed both cross-sectional and prospective analyses to examine the association between cholecystectomy and dysglycaemia in Chinese community-dwelling adults. A total of 1612 participants (n = 1564 without cholecystectomy and n = 48 with cholecystectomy) were evaluated for glycaemic status (according to the World Health Organization (WHO) 1999 criteria) and then followed up over ~3.2 years. Percent changes ( $\Delta$ ) in fasting blood glucose and HbA1c from baseline at the follow-up visit were calculated to define glycaemic control as stable ( $-10\% \leq \Delta < 10\%$ ), improved ( $\Delta < -10\%$ ), or worsened ( $\Delta \geq 10\%$ ). The baseline cross-sectional analyses indicated that cholecystectomy was associated with an increased risk of both prediabetes and diabetes, while the prospective analysis indicated that cholecystectomy was also associated with a greater risk of deterioration in glycaemic control ( $\Delta\text{FPG} \geq 10\%$  and  $\Delta\text{HbA1c} \geq 10\%$ ) ( $P < 0.05$  for each, both before and after adjusting for potential confounding covariates). These observations suggest that individuals in the Chinese community-dwelling population who have undergone cholecystectomy are at increased risk of dysglycaemia. Further studies are warranted to both delineate the underlying mechanisms and to clarify whether more intense surveillance for future development of diabetes is needed in this group.

## KEYWORDS

cohort study, glycaemic control, observational study

This is an open access article under the terms of the [Creative Commons Attribution-NonCommercial](https://creativecommons.org/licenses/by-nc/4.0/) License, which permits use, distribution and reproduction in any medium, provided the original work is properly cited and is not used for commercial purposes.

© 2022 The Authors. *Diabetes, Obesity and Metabolism* published by John Wiley & Sons Ltd.

## 1 | INTRODUCTION

There is increasing recognition that bile, rather than simply assisting fat digestion in the small intestine, plays a pivotal role in the regulation of glucose metabolism.<sup>1-3</sup> In healthy individuals, intrajejunal administration of the physiological bile acid (BA) taurocholic acid markedly reduces the glycaemic response to small intestinal glucose infusion.<sup>2</sup> In rodent models of type 2 diabetes (T2D), diversion of bile from the proximal to the distal region of the gut recapitulates the metabolic benefits of bariatric surgery.<sup>4,5</sup> By contrast, non-diabetic individuals who have undergone cholecystectomy exhibit prolonged elevation in postprandial glycaemia.<sup>6</sup> While it is clear that T2D is associated with an increased risk of gallbladder diseases, the outcomes of several

cross-sectional studies suggest that cholecystectomy is associated with an increased risk of T2D.<sup>7-9</sup> We have performed both cross-sectional and prospective analyses to examine the association between cholecystectomy and dysglycaemia in Chinese community-dwelling adults.

## 2 | MATERIALS AND METHODS

### 2.1 | Participants

A total of 1707 Chinese community-dwelling adults from the Study on Evaluation of iNnovative Screening tools and determination of

**TABLE 1** Characteristics of study participants with and without cholecystectomy

	Total (n = 1612)	Without cholecystectomy (n = 1564)	With cholecystectomy (n = 48)	P
Years since cholecystectomy		NA	11.2 ± 7.1	
Female, n (%)	1031 (64.0)	995 (63.6)	36 (75.0)	0.11
Age, years	52.3 ± 9.1	52.1 ± 9.2	56.1 ± 6.3	<0.001
Current smoking, n (%)	264 (16.4)	260 (16.6)	4 (8.3)	0.13
Current drinking, n (%)	397 (24.6)	386 (24.7)	11 (22.9)	0.78
BMI, kg/m <sup>2</sup>	25.3 ± 3.5	25.3 ± 3.5	25.7 ± 3.2	0.47
Waist circumference, cm	85.3 ± 9.4	85.2 ± 9.4	86.2 ± 8.9	0.49
SBP, mmHg	132.9 ± 18.9	132.8 ± 18.9	137.2 ± 18.5	0.12
DBP, mmHg	81.2 ± 11.4	81.2 ± 11.4	81.2 ± 12.0	0.97
FPG, mmol/L	5.9 ± 1.1	5.9 ± 1.1	6.2 ± 1.1	0.06
2hPG, mmol/L <sup>a</sup>	7.4 ± 2.5	7.4 ± 2.4	8.2 ± 2.7	0.03
HbA1c, % (mmol/mol)	5.5 ± 0.8 (36.6 ± 8.4)	5.5 ± 0.8 (36.6 ± 8.4)	5.6 ± 0.8 (37.3 ± 8.9)	0.5
TyG	8.8 ± 0.7	8.8 ± 0.7	8.7 ± 0.7	0.74
SPISE	6.7 ± 1.8	6.7 ± 1.8	6.5 ± 1.9	0.39
TC, mmol/L	4.9 ± 0.9	4.9 ± 0.9	4.9 ± 0.9	0.68
TG, mmol/L	1.3 (0.9, 1.9)	1.3 (0.9, 1.9)	1.4 (0.9, 2.1)	0.67
HDL, mmol/L	1.5 ± 0.4	1.5 ± 0.4	1.5 ± 0.4	0.93
LDL, mmol/L	2.7 ± 0.7	2.7 ± 0.7	2.7 ± 0.6	0.67
BUN, mmol/L	5.3 ± 1.4	5.3 ± 1.4	5.5 ± 1.5	0.28
Cr, umol/L	64.7 ± 15.7	64.7 ± 15.7	65.6 ± 15.3	0.69
Glycaemic status, n (%)				<0.001
Normoglycaemia	899 (55.8)	887 (56.7)	12 (25.0)	<0.001
Prediabetes	544 (33.7)	520 (33.2)	24 (50.0)	0.02
Diabetes	169 (10.5)	157 (10.0)	12 (25.0)	0.001
Glucose-lowering therapies				
Baseline, n (%)	52 (3.2)	49 (3.1)	3 (6.3)	0.20
Follow-up, n (%)	54 (3.3)	52 (3.3)	2 (4.2)	0.67

Data are presented as means ± SD or median (25th percentile, 75th percentile) or number (%).

Unpaired Student's *t*-test or Mann-Whitney *U*-test for continuous data and chi-squared test or Fisher's exact test for categorical data were used to compare parameters between two groups.

Abbreviations: BMI, body mass index; BUN, blood urea nitrogen; Cr, creatinine; DBP, diastolic blood pressure; FPG, fasting plasma glucose; HbA1c, glycated haemoglobin; HDL, high-density lipoprotein; LDL, low-density lipoprotein; SBP, systolic blood pressure; SPISE, single-point insulin sensitivity estimator; TC, total cholesterol; TG, triglycerides; TyG, triglyceride-glucose index; 2hPG, 2-hour plasma glucose.

<sup>a</sup>2hPG was not measured in 54 participants at baseline due to previously confirmed diagnosis of diabetes (n = 49 in the subgroup without cholecystectomy, and n = 5 in the subgroup with cholecystectomy).

optimal diagnostic cut-off points for type 2 diabetes in Chinese multi-Ethnic (SENSIBLE) and SENSIBLE-Addition cohorts were surveyed to assess history of cholecystectomy, and followed up approximately 3.2 years later.<sup>10,11</sup> Participants were excluded if they had previous gastrointestinal surgery (except for appendectomy) other than cholecystectomy ( $n = 73$ ), cholecystectomy during the follow-up period ( $n = 20$ ), or onset of diabetes prior to cholecystectomy ( $n = 2$ ). Accordingly, 1612 participants were included in the final analysis. The study protocol was approved by the Human Research Ethics Committee of Zhongda Hospital, Southeast University, Nanjing, China. All participants provided written informed consent prior to their enrolment in the study.

## 2.2 | Measurements

At both baseline and follow-up visits, demographic data, medical history, and smoking and alcohol consumption were recorded. Waist circumference, body mass index (BMI), systolic blood pressure and diastolic blood pressure were measured. Fasting venous blood was collected for measurements of fasting plasma glucose (FPG), glycated haemoglobin (HbA1c), total cholesterol, triglycerides (TG), high-density lipoprotein (HDL), low-density lipoprotein (LDL), blood urea nitrogen and serum creatinine. Plasma glucose at 2 hours after a 75-g oral glucose drink (2hPG) was also measured in participants without known diabetes.

Glycaemic status was defined according to the World Health Organization 1999 criteria, consistent with the Chinese Diabetes

Society guidelines. Insulin resistance and sensitivity were assessed by the TG-glucose index (TyG) and single-point insulin sensitivity estimator (SPISE), as previously.<sup>3</sup> The percent changes ( $\Delta$ ) in FPG, HbA1c, TyG and SPISE from baseline to follow-up were calculated, to define glycaemic control as stable ( $-10\% \leq \Delta < 10\%$ ), improved ( $\Delta < -10\%$ ), or worsened ( $\Delta \geq 10\%$ ); the magnitude of  $\Delta \geq 10\%$  in HbA1c is predictive of an increased risk of cardiovascular events in T2D.<sup>12</sup> Because 2hPG was not measured in participants with confirmed diagnosis of diabetes at baseline and follow-up visits, which led to disproportional missing data between participants with and without cholecystectomy,  $\Delta$  2hPG could not be evaluated.

## 2.3 | Statistical analysis

Continuous data were presented as means  $\pm$  SD or median (25th–75th percentile), and categorical data as numbers (percentages). Differences between participants with and without cholecystectomy were tested by unpaired Student's *t*-test or Mann–Whitney *U*-test for continuous data, and the chi-squared test or Fisher's exact test for categorical data, where appropriate. Multinomial logistic regression analyses were used to explore the association of cholecystectomy with presence of prediabetes and diabetes at baseline, with and without adjustment for covariates (including age, gender, BMI, current smoking status [yes or no], current alcohol consumption status [yes or no], hypertension [yes or no], TG, HDL and LDL levels), and to compare the percent changes in glycaemic indices ( $\Delta$ FPG,  $\Delta$ HbA1c,  $\Delta$ TyG and  $\Delta$ SPISE) between participants with and without cholecystectomy

**TABLE 2** Changes in glycaemic indices from baseline to follow-up visit

	Without cholecystectomy ( $n = 1564$ )	With cholecystectomy ( $n = 48$ )	P1	P2
$\Delta$ FPG subgroup			0.001	
$\Delta < -10\%$ , $n$ (%)	436 (27.9)	11 (22.9)	0.45	0.65
$-10\% \leq \Delta < 10\%$ , $n$ (%)	990 (63.3)	25 (52.1)	0.11	Reference
$\Delta \geq 10\%$ , $n$ (%)	138 (8.8)	12 (25.0)	<0.001	0.02
$\Delta$ HbA1c subgroup			0.002	
$\Delta < -10\%$ , $n$ (%)	63 (4.0)	1 (2.1)	0.76	0.49
$-10\% \leq \Delta < 10\%$ , $n$ (%)	1133 (72.4)	25 (52.1)	0.002	Reference
$\Delta \geq 10\%$ , $n$ (%)	368 (23.5)	22 (45.8)	<0.001	0.002
$\Delta$ TyG subgroup			0.22	
$\Delta < -10\%$ , $n$ (%)	63 (4.0)	4 (8.3)	0.27	0.39
$-10\% \leq \Delta < 10\%$ , $n$ (%)	1433 (91.6)	43 (89.6)	0.81	Reference
$\Delta \geq 10\%$ , $n$ (%)	68 (4.3)	1 (2.1)	0.72	0.49
$\Delta$ SPISE subgroup			0.02	
$\Delta < -10\%$ , $n$ (%)	368 (23.5)	7 (14.6)	0.15	0.58
$-10\% \leq \Delta < 10\%$ , $n$ (%)	809 (51.7)	21 (43.8)	0.28	Reference
$\Delta \geq 10\%$ , $n$ (%)	387 (24.7)	20 (41.7)	0.01	0.06

P1: Chi-squared test or Fisher's exact test was used to compare the changes in glycaemic indices between the two groups.

P2: Multinomial logistic regression analyses were used to compare the changes in glycaemic indices between the two groups after adjusting for age, gender, change in body weight over the follow-up, and baseline body mass index and glycaemic status.

Abbreviations: FPG, fasting plasma glucose; HbA1c, glycated haemoglobin; SPISE, single-point insulin sensitivity estimator; TyG, triglyceride-glucose index.

during the follow-up period, after adjusting for covariates (including age, gender, change in body weight over follow-up, and baseline BMI and glycaemic status). A sensitivity analysis was performed by excluding participants receiving glucose-lowering agents. Statistical analysis was performed using SPSS software (version 25.0, IBM). *P* values < 0.05 were taken to indicate statistical significance.

### 3 | RESULTS

The characteristics of participants with (*n* = 48) and without (*n* = 1564) prior cholecystectomy at baseline are summarized in Table 1. Those with cholecystectomy were slightly older and had a higher prevalence of prediabetes (50.0% vs. 33.2%) and diabetes (25.0% vs. 10.0%) compared to those without cholecystectomy (*P* < 0.05 each). Accordingly, cholecystectomy was associated with an increased risk of both prediabetes (odds ratio [OR] 3.4, 95% confidence interval [CI] 1.7-6.9; *P* = 0.001) and diabetes (OR 5.7, 95% CI 2.5-12.8; *P* < 0.001), which remained evident after adjusting for covariates (OR 2.9, 95% CI 1.4-6.2, *P* = 0.003 for prediabetes; OR 5.0, 95% CI 2.1-11.9, *P* < 0.001 for diabetes).

At approximately 3.2-year follow-up (range: 3.1-3.6 years), a further seven participants (19.4%) in the cholecystectomy group and 239 participants (17.0%) in the non-cholecystectomy group developed diabetes. The proportions with  $\Delta$ FPG  $\geq$ 10% (25.0% vs. 8.8%; *P* < 0.001),  $\Delta$ HbA1c  $\geq$ 10% (45.8% vs. 23.5%; *P* < 0.001) and  $\Delta$ SPISE  $\geq$ 10% (41.7% vs. 24.7%; *P* = 0.01) were higher in participants with previous cholecystectomy. After adjusting for age, sex, change in body weight over the follow-up, and baseline BMI and glycaemic status, cholecystectomy was associated with an increased risk of  $\Delta$ FPG  $\geq$ 10% (OR 2.5, 95% CI 1.2-5.4; *P* = 0.02) and  $\Delta$ HbA1c  $\geq$ 10% (OR 2.6, 95% CI 1.4-4.8; *P* = 0.002 [Table 2]). The sensitivity analysis showed that the association between cholecystectomy and  $\Delta$ HbA1c  $\geq$  10% remained significant after excluding individuals taking glucose-lowering medication(s) (data not shown).

### 4 | DISCUSSION

Our study examined the association of cholecystectomy with dysglycaemia in Chinese community-dwelling adults at both baseline and over approximately 3.2 years of follow-up. The baseline cross-sectional analyses indicated that history of cholecystectomy was associated with an increased risk of both prediabetes and diabetes, while the prospective analysis indicated that cholecystectomy was also associated with a greater risk of deterioration in glycaemic control. These observations provide strong support for the concept that BA signalling is important in glucose metabolism.

The strong link between cholecystectomy and dysglycaemia dictates the need for further studies to explore potential underlying mechanisms. BAs are natural ligands of the nuclear farnesoid X receptor and the membrane Takeda G protein receptor 5, activation of which is known to influence glucose metabolism.<sup>1</sup> There is recent

evidence that the serum BA response to an oral glucose load is predictive of glucose tolerance in non-diabetic individuals, and is markedly impaired in Han Chinese adults with T2D,<sup>3</sup> suggesting that after cholecystectomy the lack of physiological pulses of postprandial BA release may be important.

We recognize that the number of participants with cholecystectomy in our study was relatively small, since participants were sampled from a community-dwelling population, in which participants tended to be more “healthy” than hospital-based cohorts. Future studies of larger sample size are indicated to validate our observations. In addition, information on dietary habits was not collected in our study; it would not be surprising that the cholecystectomized participants had reduced dietary fat intake due to fat intolerance, although this would be expected to favour a reduced risk of dysglycaemia.

In conclusion, individuals in the Chinese community-dwelling population who have undergone cholecystectomy are at increased risk of dysglycaemia. Further studies are warranted to both delineate the underlying mechanisms and clarify whether more intense surveillance for future development of diabetes is needed in this group.

#### AUTHOR CONTRIBUTIONS

Conception and design of the study: Miaomiao Sang, Shanhu Qiu, Karen L. Jones, Michael Horowitz, Christopher K. Rayner, Zilin Sun and Tongzhi Wu. Acquisition, analysis, or interpretation of data: Miaomiao Sang, Cong Xie, Xuyi Wang, Shanhu Qiu, Christopher K. Rayner, Karen L. Jones, Zilin Sun and Tongzhi Wu. Writing and revising of the manuscript: Miaomiao Sang, Cong Xie, Michael Horowitz, Karen L. Jones, Christopher K. Rayner, Zilin Sun and Tongzhi Wu. Study supervision: Tongzhi Wu and Zilin Sun. All authors reviewed and approved the final version of the article submitted for publication.

#### ACKNOWLEDGMENTS

This study was supported by the National Key R&D Program of China (grant number 2016YFC1305700) and the Postgraduate Research & Practice Innovation Program of Government of Jiangsu Province (grant number SJCX21\_0083). T.W. is supported by a Mid-Career Fellowship from the Hospital Research Foundation. Open access publishing facilitated by The University of Adelaide, as part of the Wiley - The University of Adelaide agreement via the Council of Australian University Librarians.

#### CONFLICT OF INTEREST

No potential conflict of interest relevant to this article was reported.

#### PEER REVIEW

The peer review history for this article is available at <https://publons.com/publon/10.1111/dom.14730>.

#### DATA AVAILABILITY STATEMENT

The datasets generated and/or analyzed during the current study are not publicly available, but are available from the corresponding author on reasonable request.

## ORCID

Shanhu Qiu  <https://orcid.org/0000-0003-2597-3856>

Karen L. Jones  <https://orcid.org/0000-0002-1155-5816>

Christopher K. Rayner  <https://orcid.org/0000-0002-5527-256X>

Zilin Sun  <https://orcid.org/0000-0001-7936-0196>

Tongzhi Wu  <https://orcid.org/0000-0003-1656-9210>

## REFERENCES

1. Xie C, Huang W, Young RL, et al. Role of bile acids in the regulation of food intake, and their dysregulation in metabolic disease. *Nutrients*. 2021;13(4):1104.
2. Wu T, Bound MJ, Standfield SD, Jones KL, Horowitz M, Rayner CK. Effects of taurocholic acid on glycemic, glucagon-like peptide-1, and insulin responses to small intestinal glucose infusion in healthy humans. *J Clin Endocrinol Metab*. 2013;98(4):E718-E722.
3. Wang X, Chen C, Xie C, et al. Serum bile acid response to oral glucose is attenuated in patients with early type 2 diabetes and correlates with 2-hour plasma glucose in individuals without diabetes. *Diabetes Obes Metab*. 2022;24(6):1132-1142.
4. Zhang X, Liu T, Wang Y, et al. Comparative effects of bile diversion and duodenal-jejunal bypass on glucose and lipid metabolism in male diabetic rats. *Obes Surg*. 2016;26(7):1565-1575.
5. Flynn CR, Albaugh VL, Cai S, et al. Bile diversion to the distal small intestine has comparable metabolic benefits to bariatric surgery. *Nat Commun*. 2015;6:7715.
6. Sonne DP, Hare KJ, Martens P, et al. Postprandial gut hormone responses and glucose metabolism in cholecystectomized patients. *Am J Physiol Gastrointest Liver Physiol*. 2013;304(4):G413-G419.
7. Shen C, Wu X, Xu C, Yu C, Chen P, Li Y. Association of cholecystectomy with metabolic syndrome in a Chinese population. *PLoS One*. 2014;9(2):e88189.
8. Shi Y, Sun M, Wang Z, et al. Cholecystectomy is an independent factor of enhanced insulin release and impaired insulin sensitivity. *Diabetes Res Clin Pract*. 2020;162:108080.
9. Chavez-Tapia NC, Kinney-Novelo IM, Sifuentes-Renteria SE, et al. Association between cholecystectomy for gallstone disease and risk factors for cardiovascular disease. *Ann Hepatol*. 2012;11(1):85-89.
10. Li W, Xie B, Qiu S, et al. Non-lab and semi-lab algorithms for screening undiagnosed diabetes: a cross-sectional study. *eBioMedicine*. 2018;35:307-316.
11. Qiu S, Du Z, Li W, et al. Exploration and validation of the performance of hemoglobin A1c in detecting diabetes in community-dwellers with hypertension. *Ann Lab Med*. 2020;40(6):457-465.
12. Segar MW, Patel KV, Vaduganathan M, et al. Association of long-term change and variability in glycemia with risk of incident heart failure among patients with type 2 diabetes: a secondary analysis of the ACCORD trial. *Diabetes Care*. 2020;43(8):1920-1928.

**How to cite this article:** Sang M, Xie C, Qiu S, et al. Cholecystectomy is associated with dysglycaemia: Cross-sectional and prospective analyses. *Diabetes Obes Metab*. 2022;24(8):1656-1660. doi:[10.1111/dom.14730](https://doi.org/10.1111/dom.14730)