

RESEARCH ARTICLE

Inequalities in maternal healthcare use in Sierra Leone: Evidence from the 2008–2019 Demographic and Health Surveys

Mluleki Tsawe^{1,2*}, A Sathiya Susuman³

1 Department of Population Studies and Demography, North-West University, Mahikeng, South Africa, **2** Faculty of Humanities, Population and Health Research Focus Area, North-West University, Mahikeng, South Africa, **3** Department of Statistics & Population Studies, University of the Western Cape, Cape Town, South Africa

* Mluleki.Tsawe@nwu.ac.za

Abstract

Background

Sierra Leone is one of the countries with poor health outcomes. The country has made some progress in the uptake of maternal health services. Despite improvements in the national coverage rates, there is no evidence of how equal these improvements have been.

Objective

To estimate inequalities in maternal healthcare use in Sierra Leone.

Methods

Using cross-sectional study data from 2008, 2013, and 2019 Demographic and Health Surveys (DHS), we study inequalities in maternal health services by computing rate ratios, and concentration indices (as well as concentration curves) using selected inequality stratifiers such as household wealth index, maternal education, and rural/urban place of residence.

Results

We found that considerable progress has been made in increasing the uptake of maternal health services as well as reducing inequalities over time. We also found that inequalities in the selected health indicators favoured women from wealthy households, educated women, as well as women from urban areas. Although inequalities declined over time, the use of delivery services was highly unequal. However, of the selected health interventions, the use of four or more antenatal visits was almost at perfect equality in 2013 and 2019.

Conclusion

Although efforts have been made to increase the use of maternal healthcare services among women with a lower socioeconomic status, the use of maternal health services remains favourable to women with a higher socioeconomic standing. Therefore, policy

OPEN ACCESS

Citation: Tsawe M, Susuman AS (2022) Inequalities in maternal healthcare use in Sierra Leone: Evidence from the 2008–2019 Demographic and Health Surveys. PLoS ONE 17(10): e0276102. <https://doi.org/10.1371/journal.pone.0276102>

Editor: Wenhui Mao, Duke University, UNITED STATES

Received: April 6, 2022

Accepted: September 28, 2022

Published: October 13, 2022

Copyright: © 2022 Tsawe, Susuman. This is an open access article distributed under the terms of the [Creative Commons Attribution License](https://creativecommons.org/licenses/by/4.0/), which permits unrestricted use, distribution, and reproduction in any medium, provided the original author and source are credited.

Data Availability Statement: The dataset is freely available for download and use upon registration on the Demographic and Health Survey Program website (<https://dhsprogram.com/data/new-user-registration.cfm>).

Funding: This study forms part of MT's PhD research, which was funded by the National Research Foundation (<http://www.nrf.ac.za>), under the scarce skills doctoral scholarship. The grant reference number is SFH14061268912. The funders played no role in study design, data

collation and analysis, the decision to publish, or the preparation of the manuscript.

Competing interests: The authors have declared that no competing interests exist.

Abbreviations: DHS, Demographic and Health Survey; FHCI, Free Health Care Initiative; MMR, Maternal Mortality Ratios; MDGs, Millennium Development Goals; PCA, Principal Components Analysis; SBA, Skilled Birth Attendant; SDGs, Sustainable Development Goals.

initiatives need to prioritise women of lower socioeconomic status through projects aimed at increasing women's educational levels as well as focusing on poverty reduction.

Introduction

The improvement of women's sexual and reproductive health and rights remains important in the fight to reduce child and maternal mortality. Low- and middle-income countries (LMIC), often have maternal mortality ratios (MMR) due to childbirth-related complications. Estimates show that the Sub-Saharan Africa region has a soaring MMR of 542 per 100000 live births [1]. Three countries made the largest contribution to the MMR in the region; these include South Sudan (1150 maternal deaths per 100000 live births), Chad (1140 maternal deaths per 100000 live births) and Sierra Leone (1120 maternal deaths per 100000 live births) [1]. These high rates are partially due to various challenges which tend to intensify them such as lack of access to and provision of healthcare services, lack of or inadequate use of family planning services, malnutrition, and other issues [2–5]. Many countries have made significant strides toward meeting their Millennium Development Goals (MDG) targets, especially when it comes to the use of maternal health services [6]. However, the progress made at the national level tends to hide the inequalities that still exist at lower levels of geography (i.e., districts and chiefdoms). The level of maternal health service use differs between different socioeconomic groups within a country. It remains to be seen if the Sustainable Development Goals (SDGs) will build on the MDGs in increasing the use of maternal health services while reducing inequalities between socioeconomic groups.

Sierra Leone has had challenges trying to reduce the MMR and improve maternal health service provision. After years of struggles in dealing with high maternal mortality levels and poor uptake and provision of maternal health services (i.e., home birth deliveries) due to unaffordability, the government introduced the Free Health Care Initiative (FHCI) around 2010 as a way of improving the use of maternal and child healthcare [7,8]. In poor communities, out-of-pocket (OOP) expenditure on health becomes unrealistic. The FHCI removed user fees for women and young children needing to use healthcare services [9]. This led to some improvements in the uptake of life-saving maternal health services. The percentage of births that were delivered at home decreased over time in the country from 71.8% in 2008, 24.4% in 2013, and 16.4% in 2019 [10–12]. High financial costs often become a barrier to healthcare use, especially in rural areas where women are expected to travel long distance and pay more for transport to reach health services, especially in rural areas [13–15]. However, there is evidence of the existence of health inequalities in the country despite many improvements in maternal healthcare use. Studies show the existence of wealth-based health inequalities in some parts of the country [16,17].

To analyse inequalities in maternal healthcare, we adopted the framework developed by the Commission on Social Determinants of Health (CSDH). The CSDH framework argues that social position is an important determinant of health inequities [18]. The framework considers different elements of inequality such as socioeconomic status, education, race and geographic location as well as other elements [18–20]. In this study, we included maternal education, and household wealth index as the structural determinants of health; we also include the place of residence in the analysis. The structural determinants are part of the social and economic context of individuals and these are often regarded as the actual social determinants of health [18]. Inequalities in healthcare, especially in LMIC have drawn a lot of attention in recent times

[21]. Addressing the health needs of the populations in lower socioeconomic positions is crucial in improving the overall health of the entire population. Although a few studies on healthcare inequalities have been conducted in Sierra Leone, many have focused on different aspects of healthcare inequality, and have used other measures and datasets, than those considered in this study [16,17,22,23]. This study aims to explore the extent of health inequalities in maternal healthcare as well as possible changes in these inequalities in Sierra Leone.

Methods

Data sources

We used cross-sectional data from the 2008, 2013, and 2019 Demographic and Health Surveys (SLDHS). The DHS collects nationally representative data on various health-related interventions. This data is publicly available for download upon request. The DHS data are among the widely used sources of data for analysis of health-related inequalities. The DHS conducted in Sierra Leone sampled 7 758 households in 2008, 13 006 households in 2013, and 13 793 households in 2019, with a response rate of 97.6%, 99.3%, and 99.5% respectively [10–12]. For all data collection points, women of reproductive age (WRA) who were either usual household members or women present in the household on the night before the survey were eligible for interviews. We indicate the study sample in [Table 1](#).

Maternal health indicators

This section presents the maternal health indicators used in the study. We selected the following indicators: (i) four or more antenatal visits, (ii) skilled antenatal care providers, (iii) births assisted by a skilled birth attendant (SBA), and (iv) births delivered in a facility. We defined four or more antenatal care visits as women who had at least four or more antenatal care visits for their most recent pregnancy; this definition has been used elsewhere [24,25]. We defined skilled antenatal care providers as women whose antenatal visits (for the most recent birth) were attended by a skilled provider. We defined births delivered in a facility as births that were delivered in a health facility; the health facilities included a government hospital, government health centre, government health post, other public sector, private hospital/clinic, and other private sector. We also defined births assisted by a skilled birth attendant (SBA) as births that were assisted by a skilled birth attendant (i.e. skilled provider). A skilled provider included a doctor, nurse/midwife, or auxiliary midwife. We dichotomised the selected indicator variables and we coded them as 0 = no and 1 = yes. **Inequality stratifiers and measures**

This study used three stratifiers to measure health-related inequality (maternal education, household wealth index, and place of residence). The household wealth index was computed for each household [using the Principal Components Analysis (PCA) method] to disaggregate the sample into equal-sized quintiles (i.e. poorest to richest) [26]. We measured the prevalence of four maternal health indicators for each of the data points considered in this study. We used

Table 1. Sample used in the study.

Survey year	4+ ANC visits	Skilled ANC	Facility births	SBA
2008 SLDHS	3 380	4 103	5 651	5 811
2013 SLDHS	7 532	8 647	12 079	12 198
2019 SLDHS	6 448	7 326	9 771	9 771
Total	17 361	20 076	27 501	27 781

Note: The samples excluded “missing” and/or “do not know” cases.

<https://doi.org/10.1371/journal.pone.0276102.t001>

rate ratios to measure absolute differences in inequalities using the selected inequality stratifiers. The rate ratios provide a general description of the extent of inequalities. The rate ratios for the wealth index were measured in terms of highest versus lowest household wealth quintile ($RR_{hwi} = R_{\text{highest quintile}} \div R_{\text{lowest quintile}}$). The rate ratios for maternal education were measured in terms of highest versus none ($R_{\text{educ}} = R_{\text{higher}} \div R_{\text{none}}$). The rate ratios for residence were measured in terms of urban vs rural ($RR_{\text{ur}} = R_{\text{urban}} \div R_{\text{rural}}$). The main limitation of the measures above is that they provide a basic picture of inequalities and ignore the differentials that often exist between all the categories of the inequality stratifier. For instance, in computing the rate ratios for the household wealth index, only two extremes are considered (richest quintile to poorest quintile) and not the rest of the quintiles.

To remedy this, we used the concentration index. The concentration index is the most used measure of health inequalities in public health studies. It shows the magnitude of health-related inequalities and whether these inequalities are concentrated among those with low socioeconomic status or those with high socioeconomic status. The index value becomes negative when the health intervention is concentrated among the poor and positive when it is concentrated among the rich [27]. If the concentration index is negative, then the health indicator is said to be concentrated among individuals with low socioeconomic status, while a positive concentration index shows that the health indicator is concentrated among individuals with a high socioeconomic status [28]. Therefore, to further quantify inequalities in the selected indicators, we employed the concentration index. Specifically, we employed the Erreygers corrected concentration index.

$$E(h) = 4 \frac{\mu}{(b_h - a_h)} * C(h)$$

where b_h and a_h refer to the maximum and minimum bounds of the binary health indicator, μ refers to the mean of the health indicator, and $C(h)$ refers to the concentration index [29]. The Erreygers corrected concentration index is recommended for use when the variable is binary [30]. The concentration curve is used to visualise the extent of inequalities in terms of the concentration index and the inequality stratifier is ranked across the x-axis and the cumulated fraction of the health intervention is plotted on the y-axis, and a diagonal line represents the line of equality [27]. Where the health intervention lies below the equity line, then it is said that there are pro-rich inequalities in that society, and when it lies above the equity line, then it is said there are pro-poor inequalities. We used the *conindex* command in Stata to estimate the corrected concentration index [31]. Various studies have used DHS data and applied similar methods to analyse the trends, determinants, and inequalities in maternal, child, and reproductive health interventions as well as service coverage [4,28,32–34].

Complex samples

For all the data points, the SLDHS used a two-stage cluster sampling approach to select respondents for the surveys [10–12]. As such, we needed to adjust for data representation in our analysis; therefore, we used the Stata *svyset* command to account for the under- and over-sampling of certain enumeration areas. An alpha (α) level of 0.05 was considered statistically significant. We used Stata version 14.2 [35] and Microsoft Excel for all analyses of this study.

Ethical considerations

We conducted all analyses using publicly available data from the SLDHS. The Institutional Review Board of Macro International, Inc. reviewed and approved the collection of data for all periods of the SLDHS data used in this study. Permission was granted to the authors by the

Table 2. Maternal health indicators by maternal education in 2008, 2013 and 2019.

Health indicator	Survey year	Maternal education				Total	Ratio
		None	Primary	Secondary	Higher		
4+ ANC visits	2008	64.2	75.2	83.2	97.2	68.1	1.51
	2013	85.9	86.8	91.6	97.2	87.3	1.13
	2019	88.7	89.1	90.6	93.8	89.5	1.06
Skilled ANC	2008	84.5	92.7	94.6	98.5	86.9	1.17
	2013	96.3	98.0	99.3	98.7	97.1	1.02
	2019	97.6	98.3	98.4	97.6	97.9	1.00
Facility births	2008	20.5	34.5	44.9	70.7	25.3	3.45
	2013	49.9	58.2	71.1	87.6	54.9	1.76
	2019	79.6	84.3	89.1	95.3	83.4	1.20
SBA	2008	35.7	55.9	70.9	94.4	42.4	2.64
	2013	54.2	63.0	78.4	90.8	59.7	1.68
	2019	83.3	86.7	93.2	97.3	86.9	1.17

Note: 4+ ANC visits = four or more antenatal care visits; skilled ANC = skilled antenatal care provider; facility births = births delivered in a facility; SBA = births assisted by a skilled birth attendant.

<https://doi.org/10.1371/journal.pone.0276102.t002>

DHS program to use this data for this study. For more information on the ethical review processes used by the DHS program. See more details on the ethical considerations in DHS data here: <http://goo.gl/ny8T6X>.

Results

Prevalence and rate ratios

Table 2 shows the ratios of education-related inequalities among WRA between those with no education and those with higher levels of education. There was an increase in the use of maternal health services over the three periods. The use of delivery care services (facility-based delivery and skilled birth attendance) doubled between 2008 and 2019. The ratios for the selected maternal health indicators indicate the existence of inequalities that favour women with higher levels of education. Moreover, there was a decrease in inequalities between women with no education and those with higher levels of education from 2008 to 2019 as shown by the decrease in ratios.

Table 3 examines the prevalence of maternal healthcare use as well as the wealth-based inequality ratios for the selected maternal health indicators. The use of maternal health services increased with socioeconomic status, where there was a higher use of these services among women from the richest households. In terms of the ratios, the findings showed that inequalities favoured women from the richest households. The ratios showed a decline between 2008 and 2019, indicating a decrease in pro-rich maternal health inequalities.

Table 4 shows the prevalence of maternal healthcare use by urban-rural residence and ratios of urban to rural inequalities. The use of maternal health services was higher among women from urban areas than those from rural areas, except for the use of antenatal services in 2019. The ratios for antenatal services in 2019 indicated that inequalities slightly favoured women from rural areas. In general, the ratios in 2008 and 2013 showed that inequalities favoured women from urban areas for all indicators.

Concentration curves

The concentration curves show that there are inequalities in the use of maternal health services favouring those with a higher socioeconomic position (women with higher levels of education

Table 3. Maternal health indicators by household wealth quintile in 2008, 2013 and 2019.

Health indicator	Survey year	Household wealth					Total	Ratio
		Poorest	Poorer	Middle	Rich	Richest		
4+ ANC visits	2008	59.1	62.5	66.1	70.8	87.2	68.1	1.48
	2013	83.9	86.3	87.2	87.8	92.5	87.3	1.10
	2019	88.1	90.9	90.8	92.0	84.6	89.5	0.96
Skilled ANC	2008	82.1	83.2	85.9	89.4	96.1	86.9	1.17
	2013	96.0	96.7	96.7	98.1	98.3	97.1	1.02
	2019	98.3	98.5	99.0	98.5	94.9	97.9	0.97
Facility births	2008	17.4	21.8	23.9	28.4	40.5	25.3	2.33
	2013	48.9	50.3	49.7	60.6	71.0	54.9	1.45
	2019	78.6	80.5	83.6	86.1	91.5	83.4	1.16
SBA	2008	28.1	35.4	38.6	49.0	71.4	42.4	2.54
	2013	50.9	52.0	53.2	67.4	83.7	59.7	1.64
	2019	82.3	82.4	86.1	91.8	95.9	86.9	1.17

Note: 4+ ANC visits = four or more antenatal care visits; skilled ANC = skilled antenatal care provider; facility births = births delivered in a facility; SBA = births assisted by a skilled birth attendant.

<https://doi.org/10.1371/journal.pone.0276102.t003>

and women from the richest households). There is a higher use of maternal health interventions by wealthier women than by poorer women (Figs 1–4). The inequalities decreased over time, as portrayed by the narrowing of the curves, particularly in the use of antenatal services. Figs 1 and 2 shows that the inequality gap has decreased over time. Moreover, by 2013 and 2019, the inequality gap had almost closed in terms of the use of antenatal services. Furthermore, the findings show that there is high inequality in the use of health facilities for delivery, and skilled birth attendants, as shown by the wide curves.

Concentration indices

The wealth-based and maternal-education-based concentration indices show that there have been improvements (as shown by the decreasing levels over time) in inequality in the use of

Table 4. Maternal health indicators by place of residence in 2008, 2013 and 2019.

Health indicator	Survey year	Place of residence		Total	Ratio
		Urban	Rural		
4+ ANC visits	2008	81.6	62.8	68.1	1.30
	2013	91.0	85.8	87.3	1.06
	2019	89.0	89.7	89.5	0.99
Skilled ANC	2008	93.9	84.1	86.9	1.12
	2013	98.2	96.7	97.1	1.02
	2019	97.0	98.5	97.9	0.98
Facility births	2008	40.6	19.6	25.3	2.07
	2013	69.0	50.1	54.9	1.38
	2019	88.9	80.5	83.4	1.10
SBA	2008	66.9	33.2	42.4	2.02
	2013	78.9	53.2	59.7	1.48
	2019	94.1	83.1	86.9	1.13

Note: 4+ ANC visits = four or more antenatal care visits; skilled ANC = skilled antenatal care provider; facility births = births delivered in a facility; SBA = births assisted by a skilled birth attendant.

<https://doi.org/10.1371/journal.pone.0276102.t004>

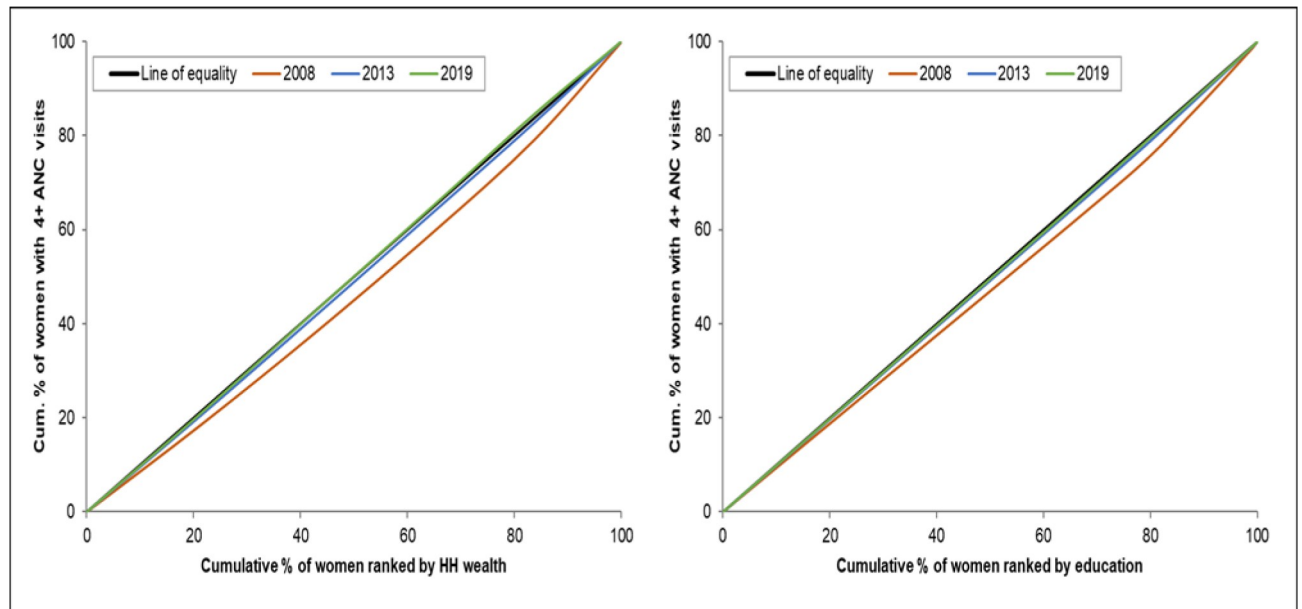


Fig 1. Concentration curves showing wealth- and education-based inequality in the use of four or more antenatal visits in Sierra Leone, 2008, 2013 and 2019.

<https://doi.org/10.1371/journal.pone.0276102.g001>

maternal healthcare use for about eleven years, from 2008–2019 (Tables 5 and 6). The biggest decrease in the concentration index was for the use of births assisted by a skilled birth attendant, which decreased from 0.330 to 0.113 for wealth-based inequalities and 0.230 to 0.095 for education-based inequalities (Tables 5 and 6). Conversely, there was high inequality in the use of delivery care services (births delivered in a facility and births assisted by a skilled birth attendant), in both 2008 and 2013.

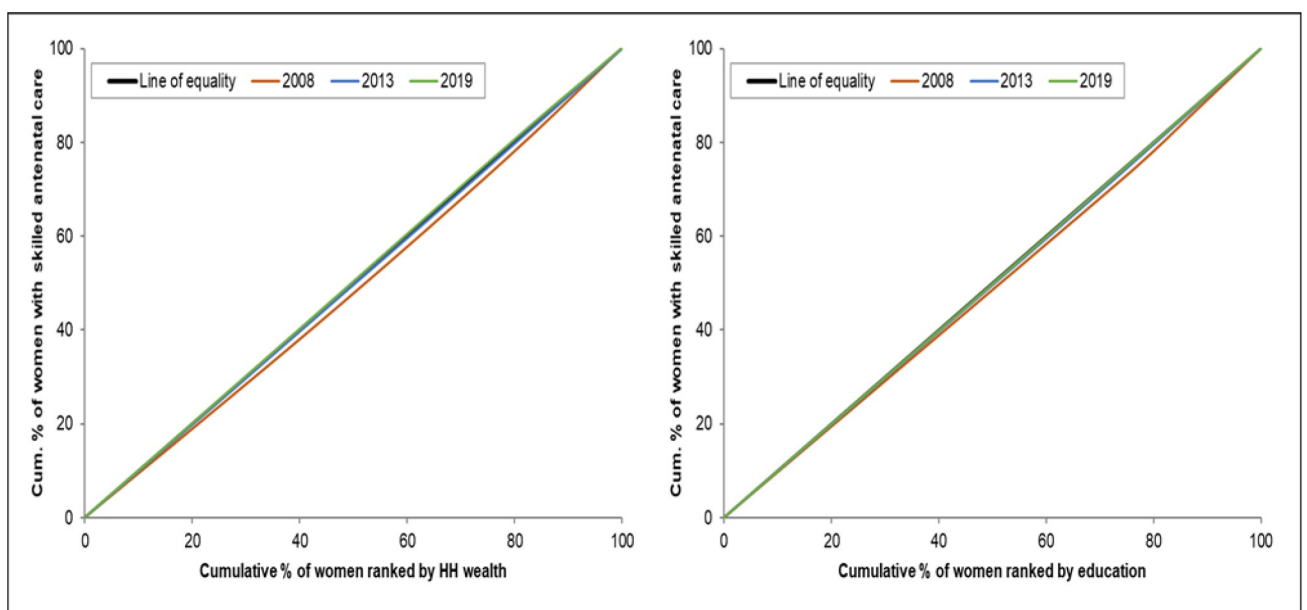


Fig 2. Concentration curves showing wealth- and education-based inequality in the use of skilled antenatal services in Sierra Leone, 2008, 2013 and 2019.

<https://doi.org/10.1371/journal.pone.0276102.g002>

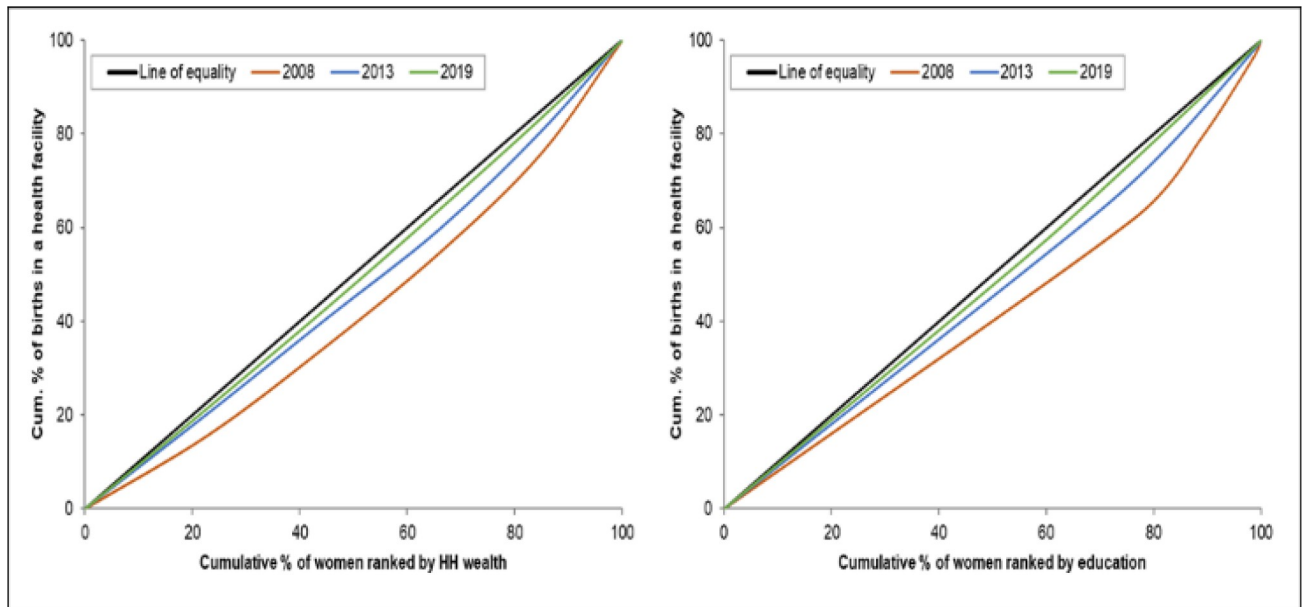


Fig 3. Concentration curves showing wealth- and education-based inequality in the use of health facilities for delivery in Sierra Leone, 2008, 2013 and 2019.

<https://doi.org/10.1371/journal.pone.0276102.g003>

Discussion

This study aimed to explore health inequalities in maternal healthcare in Sierra Leone. The findings show that considerable progress has been made in the use of maternal health services; the measures employed in the study show that inequalities in maternal healthcare use have declined since 2008. Our findings suggest that maternal health inequalities favour women

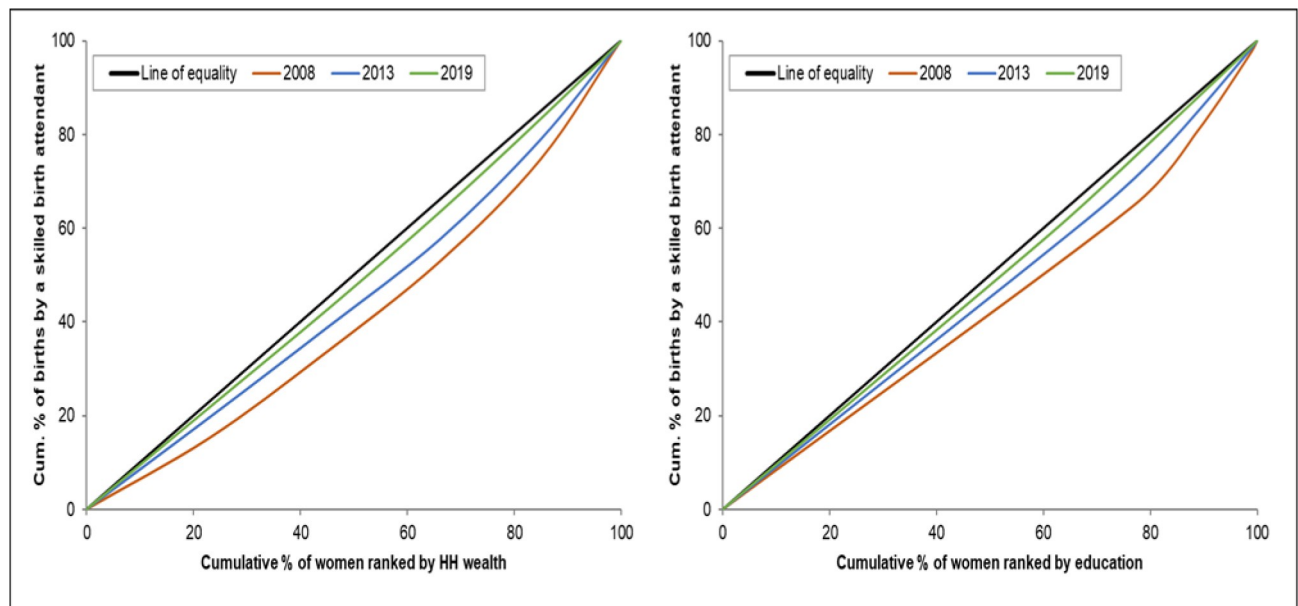


Fig 4. Concentration curves showing wealth- and education-based inequality in the use of skilled birth attendants in Sierra Leone, 2008, 2013 and 2019.

<https://doi.org/10.1371/journal.pone.0276102.g004>

Table 5. Concentration indices showing wealth-based inequality in the use of maternal health services in Sierra Leone, 2008, 2013 and 2019.

Health indicator	Survey year	Conc. Index (CI)	SE (CI)	95% CI	
				Low	High
4+ ANC visits	2008	0.197*	0.023	0.152	0.243
	2013	0.052*	0.013	0.026	0.077
	2019	0.016	0.013	-0.010	0.042
Skilled ANC	2008	0.104*	0.017	0.070	0.138
	2013	0.022*	0.005	0.012	0.032
	2019	-0.007	0.007	-0.021	0.008
Facility births	2008	0.202*	0.024	0.155	0.249
	2013	0.196*	0.024	0.148	0.244
	2019	0.109*	0.019	0.072	0.147
SBA	2008	0.330*	0.026	0.279	0.382
	2013	0.250*	0.023	0.206	0.295
	2019	0.113*	0.016	0.081	0.145

Note: * = $p < 0.001$

** = $p < 0.01$; 4+ ANC visits = four or more antenatal care visits; skilled ANC = skilled antenatal care provider; facility births = births delivered in a facility; SBA = births assisted by a skilled birth attendant.

<https://doi.org/10.1371/journal.pone.0276102.t005>

from wealthy households, educated women, as well as women from urban areas. This could be because women with better socioeconomic status (wealthy households and higher education) tend to live in urban areas and can better pay for use and the available health services compared to their counterparts [36,37]. Moreover, improvements in wealth and education-based inequality were evident in 2013 and 2019 for the use of antenatal services. Although inequality declined over time, the use of delivery care services remained highly unequal. Our findings are similar to other studies which found substantial inequalities in the use of delivery services; similar studies show that inequalities in delivery care services tend to favour wealthier and more

Table 6. Concentration indices showing education-based inequality in the use of maternal health services in Sierra Leone, 2008, 2013 and 2019.

Health indicator	Survey year	Conc. Index (CI)	SE (CI)	95% CI	
				Low	High
4+ ANC visits	2008	0.128*	0.015	0.099	0.157
	2013	0.038*	0.009	0.021	0.056
	2019	0.021**	0.008	0.005	0.038
Skilled ANC	2008	0.070*	0.010	0.050	0.090
	2013	0.026*	0.004	0.018	0.034
	2019	0.010**	0.004	0.003	0.017
Facility births	2008	0.170*	0.015	0.141	0.200
	2013	0.160*	0.013	0.135	0.185
	2019	0.097*	0.012	0.072	0.121
SBA	2008	0.230*	0.016	0.199	0.261
	2013	0.179*	0.013	0.155	0.204
	2019	0.095*	0.012	0.071	0.118

Note: * = $p < 0.001$

** = $p < 0.01$; 4+ ANC visits = four or more antenatal care visits; skilled ANC = skilled antenatal care provider; facility births = births delivered in a facility; SBA = births assisted by a skilled birth attendant.

<https://doi.org/10.1371/journal.pone.0276102.t006>

educated women [3,34,37,38]. A study in Sierra Leone also found that maternal education made a considerable contribution to inequalities in institutional delivery [16]. The cultural aspects of the population as well as their perceptions of modern medicine and related health provision are critical in understanding the use of maternal healthcare services [16,39].

Additionally, the findings show that there is some degree of inequality favouring populations in urban areas; this supports the literature which argues women in urban areas tend to have greater access to maternal health services compared to women in rural areas [40,41]. These findings speak to the rural-urban gap in the provision of healthcare services between rural and urban areas as well as the related barriers, such as costs and distance, disproportionately faced by women in rural areas [13–15,42]. The introduction of the FHCI and the removal of user fees might have contributed to the increase in the use of maternal health services as well as the reduction of inequality in the use of these services. Witter and colleagues have conducted numerous studies, which monitored and evaluated the main pillars of the FHCI concerning how these pillars have been implemented on the ground [43,44]. The authors argue that the use of maternal health services in the country has increased, and this increase could be attributed to the implementation of the FHCI [43,45,46]. It is difficult to pinpoint the exact contribution of the FHCI to increasing the use of health services since some of these health services had high uptake rates before the implementation of the FHCI [46]. Although the FHCI may have contributed to an increase in the use of maternal healthcare services, there is still some level of inequality that exists in the use of maternal healthcare services in the period highlighted in this study. A comprehensive analysis of the impact of this initiative (and other related initiatives) on the use of maternal health services and related inequalities in the country will be important for future research.

Strengths and limitations

The main strength of this study is that we used nationally representative datasets from three collection periods to better estimate inequalities in maternal healthcare use. The study uses cross-sectional data, as such, the data cannot serve as the basis for establishing causality among variables. There may be recall bias because of the longer recall time, where respondents are required to report on past occurrences of the use of certain healthcare services.

Conclusion

Our findings show that despite efforts by the government to increase the use of maternal healthcare services among women with a lower socioeconomic status, the use of these services remains favourable to those with a higher socioeconomic status. To ensure balance among the different socioeconomic groups, policy initiatives need to prioritise women with lower socioeconomic status (those with the most unequal maternal health services) through projects aimed at reducing poverty and increasing their educational levels, especially among women from rural areas. Moreover, further studies are necessary to study the specific impact of the FHCI and similar initiatives on the use of maternal healthcare services in the country, and what impact these initiatives have had on the reduction of health inequalities.

Acknowledgments

The authors would like to thank Ms. Anisha Panchia (Statistics South Africa), Dr. Lutendo Malisha (Statistics South Africa), and Mr. Amos Moto (Statistics South Africa), for their valuable assistance during the draft and editing phases of this paper. We would also like to thank the DHS for making the data used in this study available.

Author Contributions

Conceptualization: Mluleki Tsawe, A Sathiya Susuman.

Data curation: Mluleki Tsawe.

Formal analysis: Mluleki Tsawe.

Investigation: A Sathiya Susuman.

Methodology: Mluleki Tsawe.

Software: Mluleki Tsawe.

Supervision: A Sathiya Susuman.

Writing – original draft: Mluleki Tsawe, A Sathiya Susuman.

Writing – review & editing: Mluleki Tsawe, A Sathiya Susuman.

References

1. World Health Organization. Trends in maternal mortality 2000 to 2017: estimates by WHO, UNICEF, UNFPA, World Bank Group and the United Nations Population Division: executive summary. Geneva: World Health Organization, 2019. Report No.: Contract No.: WHO/RHR/19.23.
2. Zere E, Kirigia JM, Duale S, Akazili J. Inequities in maternal and child health outcomes and interventions in Ghana. *BMC Public Health*. 2012; 12(1):252. <https://doi.org/10.1186/1471-2458-12-252> PMID: 22463465
3. Obiyan MO, Kumar A. Socioeconomic Inequalities in the Use of Maternal Health Care Services in Nigeria: Trends Between 1990 and 2008. *SAGE Open*. 2015; 5(4):2158244015614070. <https://doi.org/10.1177/2158244015614070>
4. Goli S, Nawal D, Rammohan A, Sekher TV, Singh D. Decomposing the socioeconomic inequality in utilization of maternal health care services in selected countries of south Asia and sub-Saharan Africa. *J Biosoc Sci*. 2018; 50(6):749–69. Epub 2017/10/31. <https://doi.org/10.1017/S0021932017000530> PMID: 29081310.
5. De La Torre A, Nikoloski Z, Mossialos E. Equity of access to maternal health interventions in Brazil and Colombia: a retrospective study. *Int J Equity Health*. 2018; 17(1):43. Epub 2018/04/13. <https://doi.org/10.1186/s12939-018-0752-x> PMID: 29642907; PubMed Central PMCID: PMC5896161.
6. United Nations Department of Economic and Social Affairs. The Millennium Development Goals Report. 2015.
7. Bertone MP, Samai M, Edem-Hotah J, Witter S. A window of opportunity for reform in post-conflict settings? The case of Human Resources for Health policies in Sierra Leone, 2002–2012. *Conflict and Health*. 2014; 8(1):11. <https://doi.org/10.1186/1752-1505-8-11> PMID: 25075212
8. Edoka I, McPake B, Ensor T, Amara R, Edem-Hotah J. Changes in catastrophic health expenditure in post-conflict Sierra Leone: an Oaxaca-blinder decomposition analysis. *International Journal for Equity in Health*. 2017; 16(1):166. <https://doi.org/10.1186/s12939-017-0661-4> PMID: 28870228
9. van Duinen AJ, Westendorp J, Ashley T, Hagander L, Holmer H, Koroma AP, et al. Catastrophic expenditure and impoverishment after caesarean section in Sierra Leone: An evaluation of the free health care initiative. *PLOS ONE*. 2021; 16(10):e0258532. <https://doi.org/10.1371/journal.pone.0258532> PMID: 34653191
10. Statistics Sierra Leone—SSL, ICF International. Sierra Leone Demographic and Health Survey 2013. SSL and ICF International: Freetown, Sierra Leone, 2014.
11. Statistics Sierra Leone—SSL ICF Macro. Sierra Leone Demographic and Health Survey 2008. Calverton, Maryland, USA: SSL and ICF Macro, 2009.
12. Statistics Sierra Leone—StatsSL, ICF. Sierra Leone Demographic and Health Survey 2019. Freetown/Sierra Leone: StatsSL/ICF, 2020.
13. Harris B, Goudge J, Ataguba JE, McIntyre D, Nxumalo N, Jikwana S, et al. Inequities in access to health care in South Africa. *Journal of Public Health Policy*. 2011; 32(1):S102–S23. <https://doi.org/10.1057/jphp.2011.35> PMID: 21730985
14. Silal SP, Penn-Kekana L, Harris B, Birch S, McIntyre D. Exploring inequalities in access to and use of maternal health services in South Africa. *BMC Health Services Research*. 2012; 12(1):120. <https://doi.org/10.1186/1472-6963-12-120> PMID: 22613037

15. Samuel O, Zewotir T, North D. Decomposing the urban–rural inequalities in the utilisation of maternal health care services: evidence from 27 selected countries in Sub-Saharan Africa. *Reproductive Health*. 2021; 18(1):216. <https://doi.org/10.1186/s12978-021-01268-8> PMID: 34717668
16. Jalloh MB, Bah AJ, James PB, Sevalie S, Hann K, Shmueli A. Impact of the free healthcare initiative on wealth-related inequity in the utilization of maternal & child health services in Sierra Leone. *BMC Health Services Research*. 2019; 19(1):352. <https://doi.org/10.1186/s12913-019-4181-3> PMID: 31159785
17. Bognini JD, Samadoulougou S, Ouedraogo M, Kangoye TD, Van Malderen C, Tinto H, et al. Socioeconomic inequalities in curative healthcare-seeking for children under five before and after the free healthcare initiative in Sierra Leone: analysis of population-based survey data. *International Journal for Equity in Health*. 2021; 20(1):124. <https://doi.org/10.1186/s12939-021-01474-7> PMID: 34020665
18. World Health Organization. *A conceptual framework for action on the social determinants of health*. Geneva: World Health Organization; 2010.
19. Zere E, Oluwole D, Kirigia JM, Mwikisa CN, Mbeeli T. Inequities in skilled attendance at birth in Namibia: A decomposition analysis. *BMC Pregnancy and Childbirth*. 2011; 11(1):34. <https://doi.org/10.1186/1471-2393-11-34> PMID: 21569585
20. Chapman AR. The social determinants of health, health equity, and human rights. *Health Hum Rights*. 2010; 12(2):17–30. Epub 20101215. PMID: 21178187.
21. Regidor E. Measures of health inequalities: part 1. *Journal of Epidemiology and Community Health*. 2004; 58(10):858. <https://doi.org/10.1136/jech.2003.015347> PMID: 15365113
22. Witter S, Zou G, Diaconu K, Senesi RGB, Idriss A, Walley J, et al. Opportunities and challenges for delivering non-communicable disease management and services in fragile and post-conflict settings: perceptions of policy-makers and health providers in Sierra Leone. *Conflict and Health*. 2020; 14(1):3. <https://doi.org/10.1186/s13031-019-0248-3> PMID: 31921333
23. Tsawe M, Susuman AS. Examining inequality of opportunity in the use of maternal and reproductive health interventions in Sierra Leone. *Journal of Public Health*. 2020; 42(2):254–61. <https://doi.org/10.1093/pubmed/fdz023> PMID: 30855685
24. Mallick L, Dahiru T, MacQuarrie KLD. *Trends in maternal health in Nigeria, 2003–2013*. Rockville, Maryland, USA: ICF International, 2016.
25. Mallick L, Allen C, Hong R. *Trends in maternal and child health in Cambodia, 2000–2014*. Rockville, Maryland, USA: ICF, 2018.
26. Rutstein SO, Johnson K. *The DHS wealth index*. Calverton, Maryland, USA: ORC Macro, 2004.
27. World Health O. *Handbook on health inequality monitoring with a special focus on low- and middle-income countries*. Geneva: World Health Organization; 2013 2013.
28. Makate M, Makate C. The evolution of socioeconomic status-related inequalities in maternal health care utilization: evidence from Zimbabwe, 1994–2011. *Global health research and policy*. 2017; 2:1–. <https://doi.org/10.1186/s41256-016-0021-8> PMID: 29202069.
29. Purohit BC. *Inequity in Indian Health Care*. Singapore: Springer; 2017.
30. Erreygers G. Correcting the Concentration Index. *Journal of Health Economics*. 2009; 28(2):504–15. <https://doi.org/10.1016/j.jhealeco.2008.02.003> PMID: 18367273
31. O'Donnell O O'Neill S, Van Ourti T, Walsh B. conindex: Estimation of concentration indices. *The Stata journal*. 2016; 16(1):112–38. PMID: 27053927.
32. Boutayeb A, Helmert U. Social inequalities, regional disparities and health inequity in North African countries. *International Journal for Equity in Health*. 2011; 10(1):23. <https://doi.org/10.1186/1475-9276-10-23> PMID: 21627818
33. Bintabara D, Basinda N. Twelve-year persistence of inequalities in antenatal care utilisation among women in Tanzania: a decomposition analysis of population-based cross-sectional surveys. *BMJ Open*. 2021; 11(4):e040450. <https://doi.org/10.1136/bmjopen-2020-040450> PMID: 33879479
34. Novignon J, Ofori B, Tabiri KG, Pulok MH. Socioeconomic inequalities in maternal health care utilization in Ghana. *International Journal for Equity in Health*. 2019; 18(1):141. <https://doi.org/10.1186/s12939-019-1043-x> PMID: 31488160
35. StataCorp. *Stata Statistical Software: Release 14*. College Station, TX: StataCorp LP; 2015.
36. Rashad AS, Sharaf MF. Who Benefits from Public Healthcare Subsidies in Egypt? *Social Sciences*. 2015; 4(4):1162–76. <https://doi.org/10.3390/socsci4041162>
37. Hajizadeh M, Alam N, Nandi A. Social inequalities in the utilization of maternal care in Bangladesh: Have they widened or narrowed in recent years? *International Journal for Equity in Health*. 2014; 13(1):120. <https://doi.org/10.1186/s12939-014-0120-4> PMID: 25492512

38. Axelson H, Gerdtham U-G, Ekman B, Hoa DTP, Alfvén T. Inequalities in reproductive, maternal, newborn and child health in Vietnam: a retrospective study of survey data for 1997–2006. *BMC Health Services Research*. 2012; 12(1):456. <https://doi.org/10.1186/1472-6963-12-456> PMID: 23237475
39. Higi AH, Debelew GT, Dadi LS. Perception and Experience of Health Extension Workers on Facilitators and Barriers to Maternal and Newborn Health Service Utilization in Ethiopia: A Qualitative Study. *International Journal of Environmental Research and Public Health*. 2021; 18(19):10467. <https://doi.org/10.3390/ijerph181910467> PMID: 34639767
40. Collin SM, Anwar I, Ronsmans C. A decade of inequality in maternity care: antenatal care, professional attendance at delivery, and caesarean section in Bangladesh (1991–2004). *International Journal for Equity in Health*. 2007; 6(1):9. <https://doi.org/10.1186/1475-9276-6-9> PMID: 17760962
41. Zere E, Tumusiime P, Walker O, Kirigia J, Mwikisa C, Mbeeli T. Inequities in utilization of maternal health interventions in Namibia: implications for progress towards MDG 5 targets. *International journal for equity in health*. 2010; 9:16-. <https://doi.org/10.1186/1475-9276-9-16> PMID: 20540793.
42. Habib SS, Jamal WZ, Zaidi SMA, Siddiqui J-U-R, Khan HM, Creswell J, et al. Barriers to Access of Healthcare Services for Rural Women—Applying Gender Lens on TB in a Rural District of Sindh, Pakistan. *International Journal of Environmental Research and Public Health*. 2021; 18(19):10102. <https://doi.org/10.3390/ijerph181910102> PMID: 34639403
43. Witter S, Brikci N, Harris T, Williams R, Keen S, Mujica A, et al. The free healthcare initiative in Sierra Leone: Evaluating a health system reform, 2010–2015. *The International Journal of Health Planning and Management*. 2018; 33(2):434–48. <https://doi.org/10.1002/hpm.2484> PMID: 29327367
44. Witter S, Wurie H, Bertone MP. The free health care initiative: how has it affected health workers in Sierra Leone? *Health Policy and Planning*. 2015; 31(1):1–9. <https://doi.org/10.1093/heapol/czv006> PMID: 25797469
45. Sharkey A, Yansaneh A, Bangura PS, Kabano A, Brady E, Yumkella F, et al. Maternal and newborn care practices in Sierra Leone: a mixed methods study of four underserved districts. *Health Policy and Planning*. 2016; 32(2):151–62. <https://doi.org/10.1093/heapol/czw104> PMID: 28207047
46. Koroma MM, Kamara SS, Bangura EA, Kamara MA, Lokossou V, Keita N. The quality of free antenatal and delivery services in Northern Sierra Leone. *Health research policy and systems*. 2017; 15(Suppl 1):49-. <https://doi.org/10.1186/s12961-017-0218-4> PMID: 28722561.