



Since January 2020 Elsevier has created a COVID-19 resource centre with free information in English and Mandarin on the novel coronavirus COVID-19. The COVID-19 resource centre is hosted on Elsevier Connect, the company's public news and information website.

Elsevier hereby grants permission to make all its COVID-19-related research that is available on the COVID-19 resource centre - including this research content - immediately available in PubMed Central and other publicly funded repositories, such as the WHO COVID database with rights for unrestricted research re-use and analyses in any form or by any means with acknowledgement of the original source. These permissions are granted for free by Elsevier for as long as the COVID-19 resource centre remains active.



Missed childhood immunizations during the COVID-19 pandemic in Brazil: Analyses of routine statistics and of a national household survey



Mariangela F. Silveira^{a,*}, Cristian T. Tonial^b, Ana Goretti K. Maranhão^c, Antonia M.S. Teixeira^d, Pedro C. Hallal^a, Ana Maria B. Menezes^a, Bernardo L. Horta^a, Fernando P. Hartwig^a, Aluisio J.D. Barros^a, Cesar G. Victora^a

^a Postgraduate Program in Epidemiology, Federal University of Pelotas, Pelotas, RS, Brazil

^b Hospital São Lucas, Pontifical Catholic University of Rio Grande do Sul, Porto Alegre, RS, Brazil

^c SHS QL 06 conjunto 08, casa 06, Lago Sul, Brasília, DF CEP 71620-085, Brazil

^d Avenida Abel Cabral, 577, Condomínio Residencial SunHappy 1404 D, Nova Paranamirim, Parnamirim/ RN CEP 59151-250, Brazil

ARTICLE INFO

Article history:

Received 27 November 2020

Received in revised form 7 April 2021

Accepted 23 April 2021

Available online 27 April 2021

Keywords:

Immunization coverage

Economic status

Public health

Covid - 19

ABSTRACT

Introduction: There is widespread concern that disruption to health services during the COVID-19 pandemic has led to declines in immunization coverage among young children, but there is limited information on the magnitude of such impact. High immunization coverage is essential for reducing the risk of vaccine preventable diseases.

Methods: We used data from two nationwide sources covering the whole of Brazil. Data from the Information System of the National Immunization Program (SIPNI) on the monthly number of vaccine doses administered to young children were analyzed. The second source was a survey in 133 large cities in the 27 states in the country, carried out from August 24–27. Respondents answered a question on whether children under the age of three years had missed any scheduled vaccinations during the pandemic, and available vaccination cards were photographed for later examination.

Results: SIPNI data showed that, relative to January and February 2020, there was a decline of about 20% in vaccines administered to children aged two months or older during March and April, when social distancing was at the highest level in the country. After May, vaccination levels returned to pre-pandemic values. Survey data, based on the interviews and on examination of the vaccine cards, showed that 19.0% (95% CI 17.0;21.1%) and 20.6% (95% CI 19.0;23.1%) of children, respectively, had missed immunizations. Missed doses were most common in the North (Amazon) region and least common in the South and Southeast, and also more common among children from poor than from wealthy families.

Interpretation: Our results show that the pandemic was associated with a reduction of about 20% in child vaccinations, but this was reverted in recent months. Children from poor families and from the least developed regions of the country were most affected. There is an urgent need to booster immunization activities in the country to compensate for missed doses, and to reduce geographic and socioeconomic inequalities.

© 2021 Elsevier Ltd. All rights reserved.

1. Introduction

The COVID-19 pandemic has disrupted routine health services throughout the world, due to the need for social distancing and with facilities being affected by staff shortages and overwhelmed with COVID-19 cases [1]. Specifically in the case of childhood immunizations, campaigns were interrupted and concerns about bringing children to health facilities have contributed to reducing

coverage [2,3]. Yet, a modeling exercise for Sub-Saharan Africa suggested that child deaths due to vaccine-preventable diseases would far exceed the number of childhood deaths due to COVID-19 illness acquired during visits to health facilities in order to receive vaccines [4].

Much of the literature on the impact of the pandemic on vaccination coverage consists of modeling exercises with hypothetical data, as few studies are available from low- and middle-income countries that included actual measurements of the shortfall [5]. A study in Afghanistan showed that due to Covid-19 spread, polio

* Corresponding author.

vaccine coverage was reduced and reported cases increased [6]. At the main university hospital in Saudi Arabia, a retrospective cohort from 2017 to 2020 found that coverage with all childhood immunizations, except for vaccines administered soon after birth were around 20% to 50% lower in 2020 compared with 2017 to 2019 [7]. A study in a province in Pakistan relied upon electronic records to compare immunizations during the lock down period with doses given in the six months preceding the pandemic, and found an average decline of 52.5% in daily doses [5]. A cross-sectional study performed at a health center in Sierra Leone, found that a lower number of children received vaccination in 2020 compared with 2019, the change ranging from 50 to 85% depending on the individual vaccine analyzed [8]. Our literature search failed to identify any studies from Latin America, which has been severely affected by the pandemic.

We analyzed two nationwide data sources to estimate how many children missed immunizations since February 2020, when the first COVID-19 case was reported in Brazil, including the information system for the national immunization system, and a probability survey carried out in August 2020 in 33,250 households from 133 of the largest cities in the country, which included a question on missed vaccinations by young children.

2. Methods

2.1. Routine vaccination data

The first data source were routine reports on the number of vaccine doses administered to young children in the country, based on the National Immunization Program Information System (PNI) of the Brazilian Ministry of Health. This open access database [9] includes data since 1994, being regularly updated by health facilities in the 5570 municipalities in the country [10]. Information on vaccine coverage is estimated by dividing reported doses by the number of children in the age range at which the vaccine should have been administered, divided by the numbers of children derived from the National Live Births System [11]. Information on the following vaccines, the ones that we have information from the PNI routine data for infants, was obtained:

- Single dose of Bacille Calmette-Guerin (BCG), which is usually administered soon after birth, most often in the maternity wards or during first postnatal visit of the child to a health facility;
- First dose of hepatitis B vaccine, administered within the first 30 days of life, also most often in the maternity hospital or during the first postnatal visit;
- Third dose of pentavalent vaccine (diphtheria, tetanus, pertussis, haemophilus influenza B and hepatitis B), scheduled for administration at the age of six months;
- Third dose of injectable polio vaccine, also scheduled for the age of six months;
- First dose of triple viral vaccine (measles, mumps and rubella) administered at the age of 12 months.

In order to assess the likely impact of the pandemic, we extracted data on the monthly coverage with the above vaccines from 2017 to the first six months of 2020. We then averaged coverage in 2017 to 2019, and compared with coverage for the same month in 2020 to account for seasonality [12].

2.2. Nationwide household survey

We used data from the fourth round of the nationwide EPICOV-19 (<http://www.epicovid19brasil.org/>) survey, con-

ducted between August 24–27. The primary purpose of the survey was to assess the presence of antibodies against SARS-CoV-2 using a rapid point-of-care test. The sample included 133 large cities in all of Brazil's 27 federation Units (26 states and the Brasilia Federal District). Within each city, 25 census tracts were chosen with probability proportionate to size, and 10 households were randomly selected per tract based on listings prepared by the Brazilian Institute of Geography and Statistics. One household member was randomly selected using the software Survey To Go, and for children under the age of three years the survey respondent was asked the following question: "Did the child miss any scheduled vaccinations since the pandemic started?" Regardless of the answer, interviewers asked whether the child had an immunization card, and if so, asked the respondent to allow the card to be photographed. The photographs were assessed by two reviewers (MFS and CTT) who classified children according to whether or not they had missed a vaccine dose that was scheduled from March to August 2020.

The questionnaire also provided information on the child's age and sex, and on the region of the country. Additional information on household assets and characteristics of the building was used in principal component analyses to create a household wealth score, which was later divided into quintiles [13,14].

Ethical approval was granted by Brazil's National Ethics Committee (process number CAAE 30721520.7.1001.5313), with written informed consent from all participants; for children and adolescents, consent was sought from parents or guardians.

Chi-squared tests were used to compare the proportions of children who missed vaccinations according to region of the country, sex, age and household wealth quintiles. For the latter, tests for linear trend in proportions were used. Data analyses took into account the complex nature of the cluster sampling. Additional information on the study is available in its website (www.epicovid19brasil.org) and in an earlier publication [15].

3. Results

3.1. Routine vaccination data

Fig. 1 shows the evolution of vaccine coverage by year from 2017 to the first six months of 2020. Coverage levels were similar in 2017 and 2018, but for all vaccines except MMR coverage was reduced in 2019. In 2020, coverage levels were substantially lower than in the previous years, although for pentavalent vaccine the reduction was of only 7.1 percent points. The drop in routine doses during early months of 2020 was not due to seasonal patterns of vaccine administration because time series analyses (data not shown) suggest that the only noticeable drops tend to occur in the last months of the year. The drop in coverage with pentavalent vaccine in 2019 was due to limited availability during the second half of the year due to issues regarding importation of the vaccine; this problem did not affect other vaccines.

In Fig. 2, coverage levels by month in 2020 are shown as ratios relative to average coverage in the corresponding month from 2017 to 2019. For BCG and hepatitis B vaccines, coverage ratios in 2020 were stable over the six months, at around 63% to 72% of the 2017–2019 values. For the other three vaccines, coverage ratios were considerably lower in March and April than in earlier or later months; in June, levels had returned to almost the same levels as in the previous years, particularly for pentavalent vaccine.

The average change in April and May, compared to the mean values for the other for months, were 0% for BCG, +1% for hepatitis B, –18% for pentavalent and polio, and –27% for MMR.

Fig. 3 shows that the implementation of social distancing was strongest in the months of March and April [16].

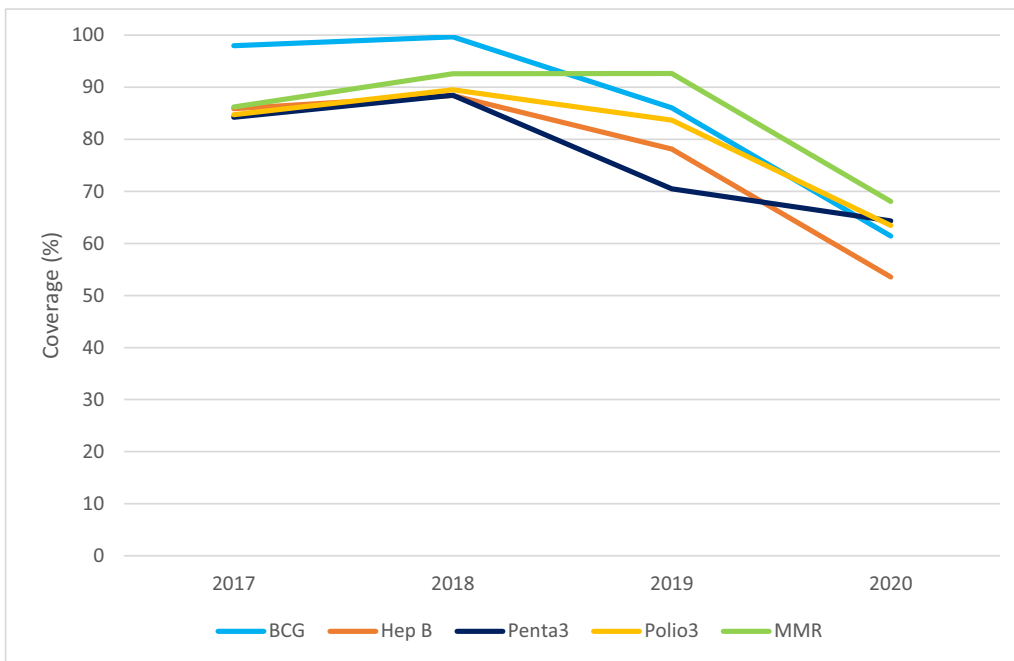


Fig. 1. Coverage levels with five vaccines by year, 2017–2020. Source: SI-PNI.

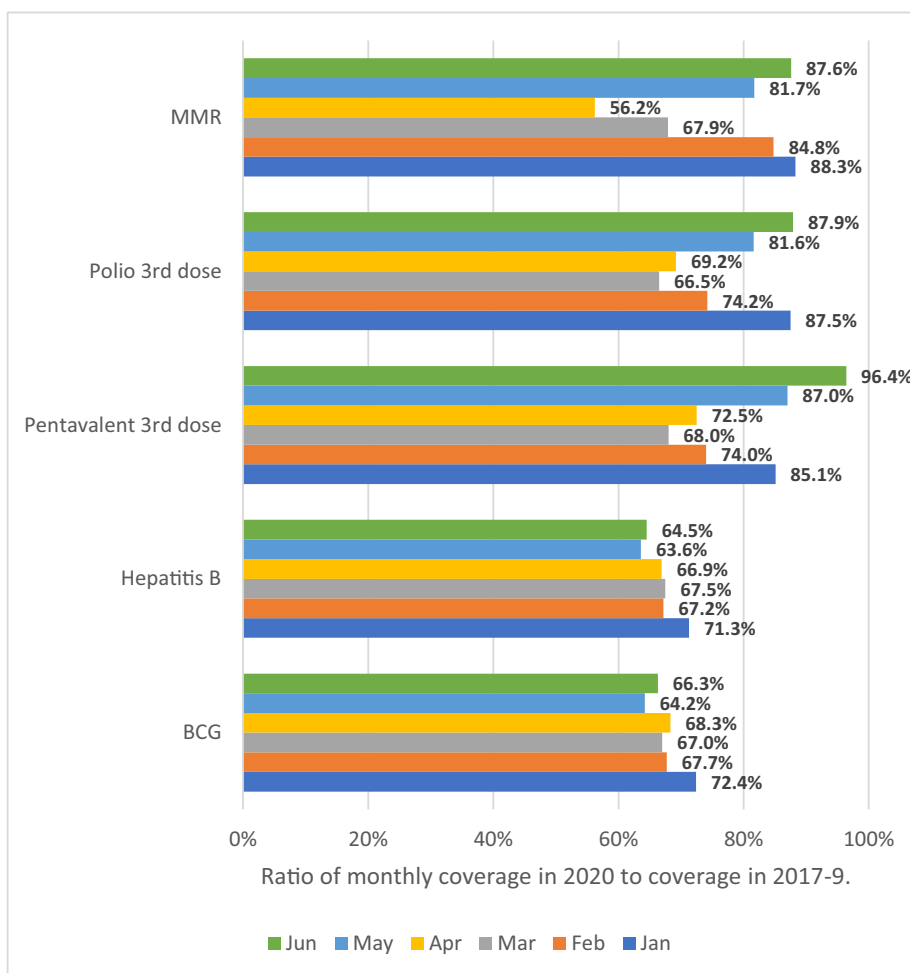


Fig. 2. Ratio of monthly coverage in 2020 compared to the same month in 2017–2019. Source: SI-PNI.

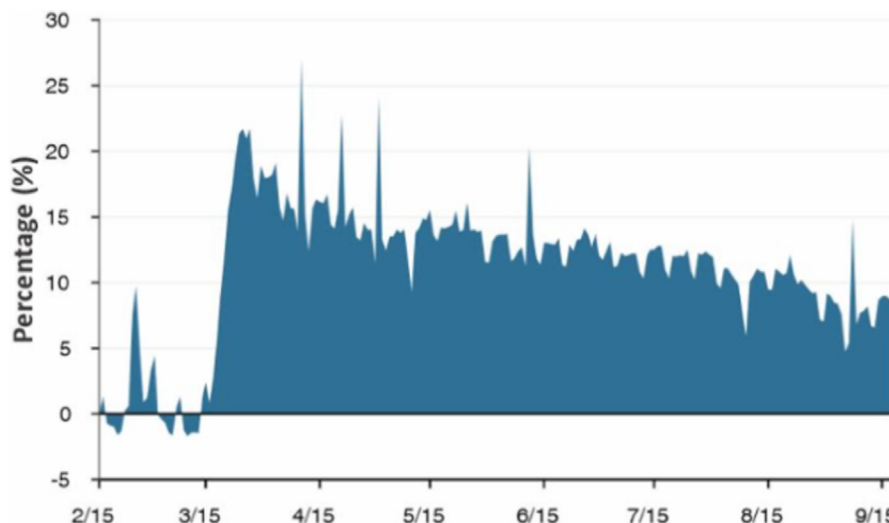


Fig. 3. Daily percent changes in residential mobility in Brazil during 2020, compared to the baseline period before the COVID-19 pandemic. Source: Google COVID-19 Community Mobility Reports(16).

3.2. Nationwide household survey

The overall response rate in the nationwide survey was 55%, due to logistic difficulties during lockdown period. No family members were at home in 22% of the households, and in another 23% the residents refused to undergo a test for COVID antibodies. Questionnaire information on missed vaccination was obtained for 2530 children under the age of three years. Of these, it was possible to photograph vaccination cards for 1785 (69.6%), 22.8% either did not have a card or could not find it, and 7.6% refused to allow the interviewers to photograph the card. Of the 1785 cards, 1547 (86.7%) yielded where vaccination dates were readable.

The proportions of children who missed scheduled vaccinations were 19.0% (95% CI 17.0;21.1%) and 20.6% (95% CI 19.0;23.1%), respectively. Agreement between the two indicators was equal to 72.3%. Table 1 shows the proportions of children who missed vaccinations by region, sex, age and household wealth. Results from both methods were quite similar. The highest proportions of default were in the North and Center-West regions, and the lowest in the South. There were no significant differences by sex. Infants were less likely to miss vaccinations than one-year-old children but results for two-year-old children were inconsistent, with extremely low frequency according to the vaccination card. Patterns according to household wealth were very consistent, showing that children from poor families were more likely to have missed vaccine doses.

4. Discussion

The Brazilian National Immunization Program (PNI) was created in 1973, and over time the country became one of the most successful programs in the world with coverage levels close to 100% for most vaccines by the beginning of the century [17]. The last polio case was documented in 1989 and the disease was officially recognized as eradicated in 1994, and in 2016 measles was also certified as eradicated in Latin America as a whole [18]. The immunization program incorporated new vaccines over time. At present, a child must be brought to a health facility on seven different occasions during the first year of life to receive 15 different doses of vaccines against 11 infectious diseases. The growing complexity of the vaccination schedule requiring multiple visits to health facilities, associated with a general perception that

vaccine-preventable diseases are no longer a risk for children [10], as well as the emergence of vaccine hesitancy [19] have contributed to substantial declines in vaccine coverage throughout the country in recent years [10,20]. Cesare at all, using routine data from the PNI, described a significant decline in overall vaccination coverage across all country regions between 2017 and 2019, especially for childhood immunizations [21]. Our own results on annual coverage confirm that a decline was already evident in 2019, before the pandemic (Fig. 1). Drops in coverage led to a reversal in the country's measles-free status. This disease was reintroduced from Venezuela in 2018 and as a consequence of declining coverage levels, most states in the country have reported measles cases since then [22]. It is against this background of declining coverage that the impact of the COVID-19 pandemic must be interpreted.

The present results, based upon two different data sources, confirm the negative impact of the pandemic on child vaccination coverage. The routine system showed a time-delimited drop during the months of March and April. Data from Google residential mobility (Fig. 3) confirm that these were the two months in 2020 where the population was most likely to remain isolated at their homes. Starting in May, isolation was gradually relaxed. An important finding is that BCG and the first dose for hepatitis B, which are often administered in the maternity hospital or in the first postnatal visit to a facility, were not affected by the pandemic, whereas vaccines that administered to older children showed a clear dip in March and April followed by a recovery from May onwards. The magnitude of the decline was of 18% for pentavalent and polio vaccines, and 27% for MMR vaccine. A possible explanation for this difference is virtually all children in the country are born in a hospital, and even if BCG or hepatitis B vaccines are not administered in the maternity ward, families are more motivated to attend the first postnatal check-up than to bring older children for immunization appointments, which may be perceived as less urgent.

Results from the national household survey, based both on questionnaire responses and inspection of vaccine cards, suggest that about 20% of children failed scheduled vaccination appointments since March. According to both methods, missed vaccinations were most common in the North region and among children from the poorest families. The main discrepancy was in missed appointments for two-year-old children, which were uncommon according to vaccination cards, but frequent according to the questionnaire. For children who are up to date with their

Table 1
Proportions of children who missed scheduled vaccinations according to the questionnaire and vaccine card, stratified by region, sex, age and wealth quintiles. P levels refer to differences in the outcomes according to these variables.

		Questionnaire		Vaccine card	
		Number	Missed vaccines (%)	Number	Missed vaccines (%)
Region	North	542	25.7 (22.0; 29.7)	359	28.4 (24.2; 33.1)
	Northeast	789	19.4 (16.8; 22.3)	506	18.4 (15.2; 22.1)
	Southeast	524	15.1 (12.1; 18.6)	320	16.6 (12.8; 21.2)
	South	332	12.7 (9.6; 16.5)	199	16.1 (11.7; 21.7)
	Center-west	252	20.6 (16.0; 26.1) <i>P</i> < 0.001	158	27.2 (21.0; 34.5) <i>P</i> < 0.001
Sex	Boys	1259	20.2 (18.0; 22.5)	810	21.0 (18.3; 24.0)
	Girls	1180	17.9 (15.8; 20.2) <i>P</i> = 0.14	732	20.9 (18.1; 24.0) <i>P</i> = 0.97
Age (years)	0	493	15.4 (12.5; 18.9)	363	25.6 (21.4; 30.4)
	1	939	20.1 (17.6; 22.9)	583	35.0 (31.2; 39.0)
	2	1007	19.9 (17.5; 22.4) <i>P</i> = 0.05	601	4.5 (3.1; 6.6) <i>p</i> < 0.001
Wealth quintile	Poorest	639	22.5 (19.3; 26.2)	421	24.5 (20.6; 28.8)
	2nd	514	21.0 (17.7; 24.7)	318	24.5 (20.2; 29.4)
	3rd	489	17.0 (13.9; 20.6)	316	19.0 (15.0; 23.7)
	4th	429	17.5 (14.0; 21.6)	269	17.8 (13.6; 23.0)
	Wealthiest	368	15.0 (11.6; 19.1) <i>P</i> = 0.03	218	15.6 (11.3; 21.1) <i>P</i> = 0.01
Total		2439	19.0 (17.0; 21.1)	1547	21.0 (19.0; 23.1)

vaccinations, no doses are scheduled for the third year of life, but for those who are not up to date, health workers will schedule visits during the year to deliver the vaccines that had been missed in previous years. It is possible that questionnaire respondents – usually the children’s parents – were confused about the need for immunizations in the third year. The social patterning of missed doses is not unexpected, as coverage typically increases with family wealth in most low- and middle-income countries [23,24]. Similar inequality patterns have been reported by Brazilian researchers [25,26], although vaccine hesitancy seems to be rising among better-off families in the wealthiest regions of the country [19]. Higher frequencies of missed doses among the poor may be perhaps be explained by characteristics of health facilities (geographic distribution, staffing, opening hours), to concerns about infection by bringing children to crowded services, and to the need to rely on public transportation with consequent exposure to the virus. In contrast, better off families are more likely to rely on private transportation and to also have access to private clinics.

Our analyses have limitations. The definitions of missed vaccinations based on the national information system and on the household survey are different, yet both sources suggest that about one in five children missed vaccinations. Coverage of the national information system is high, but there are delays in reporting from primary care facilities; nevertheless, it is unlikely that delays can explain the present findings of a clear dip during two calendar months and return to previous levels afterwards, as well as the

finding that vaccines delivered primarily in hospitals were not affected. The response rate in the national survey was low, at around 55%, which is explained by the fact that many homes were empty as families attempted to move away from large cities due to the pandemic, as well as by refusals to receive interviewers due to fear of infection. It is possible that children from families who could not be contacted would show lower immunization coverage than those who were interviewed; if this is true, vaccine coverage would be underestimated in our results.

Although the sample included all regional hub cities in the country, it may be not representative of smaller towns and rural areas, where vaccine coverage may be different.

On the other hand, the strengths of our analyses include the use of two different data sources that provided consistent results on levels and patterns of missed vaccinations. Due to the national scope of our study in a country with 220,000,000 inhabitants, it represents the largest assessment so far on how the COVID-19 pandemic has affected immunizations in a low- or middle-income country.

Although the national data suggest that vaccine administration has returned to pre-pandemic levels, the dip of about 20% observed during March and April has not yet been compensated by higher vaccination rates in recent year. Also of concern is that the impact of the pandemic has been larger among children from poor families in the poorest regions of the country – who are most likely to die from infectious diseases [27] - thus further accentuating social

inequalities in coverage that were already present in the recent past. There is a strong need to reinvigorate the national immunization program to tackle the impact of the pandemic.

Declaration of Competing Interest

The authors declare that they have no known competing financial interests or personal relationships that could have appeared to influence the work reported in this paper.

Acknowledgments

The study was funded by the Brazilian Ministry of Health, “Todos pela Saúde” Group, Instituto Serrapilheira, Brazilian Collective Health Association (ABRASCO) and the JBS S.A. initiative ‘Fazer o Bem Faz Bem’.

Author’s contributions

Mariângela F Silveira, Cristian T Tonial, Ana Goretti K Maranhão, Antonia MS Teixeira, Pedro C Hallal, Ana M B Menezes, Bernardo L Horta, Fernando P Hartwig, Aluísio J D Barros, and Cesar G Victora contributed to the conception and design of the work, to the acquisition, analysis, and interpretation of data and the draft of the manuscript.

References

- [1] Nelson R. COVID-19 disrupts vaccine delivery. *Lancet Infect Dis* 2020;20(5):546.
- [2] Saso A, Skirrow H, Kampmann B. Impact of COVID-19 on immunization services for maternal and infant vaccines: results of a survey conducted by imprint-the immunising pregnant women and infants network. *Vaccines (Basel)*. 2020;8(3):556.
- [3] Olorunsaiye CZ, Yusuf KK, Reinhart K, Salihu HM. COVID-19 and child vaccination: a systematic approach to closing the immunization gap. *Int J MCH AIDS*. 2020;9(3):381–5.
- [4] Abbas K, Procter SR, van Zandvoort K, Clark A, Funk S, Mengistu T, et al. Routine childhood immunisation during the COVID-19 pandemic in Africa: a benefit-risk analysis of health benefits versus excess risk of SARS-CoV-2 infection. *Lancet Glob Health* 2020;8(10):e1264–72.
- [5] Chandir S, Siddiqi DA, Mehmood M, Setayesh H, Siddique M, Mirza A, et al. Impact of COVID-19 pandemic response on uptake of routine immunizations in Sindh, Pakistan: an analysis of provincial electronic immunization registry data. *Vaccine* 2020;38(45):7146–55.
- [6] Ahmadi A, Essar MY, Lin X, Adebisi YA, Lucero-Priso DE. Polio in Afghanistan: the current situation amid COVID-19. *Am J Trop Med Hyg* 2020;103(4):1367–9.
- [7] Alrabiaah AA, Alshaer AH, Estrella SMC, Inclan KAS, Aljammaz HA, Almoosa KM, et al. Effects of the Coronavirus disease 2019 pandemic on routine pediatric immunization coverage rates at the main University Hospital in Saudi Arabia. *Saudi Med J* 2020;41(11):1197–203.
- [8] Buonsenso D, Cinicola B, Kallon MN, Iodice F. Child healthcare and immunizations in Sub-Saharan Africa during the COVID-19 pandemic. *Front Pediatr*. 2020;8:517.
- [9] Brasil. Ministério da Saúde. SIPNI - Sistema de Informações do Programa Nacional de Imunizações, Brasília2020 [Available from: <http://sipni.datasus.gov.br/si-pni-web/faces/inicio.jsf>].
- [10] Domingues C, Maranhão AGK, Teixeira AM, Fantinato FFS, Domingues RAS. The Brazilian National Immunization Program: 46 years of achievements and challenges. *Cadernos de saude publica*. 2020;36Suppl 2(Suppl 2):e00222919.
- [11] Brasil. Ministério da Saúde. SINASC - Sistema de Informações de Nascidos Vivos, 2020 [Available from: <http://www2.datasus.gov.br/DATASUS/index.php?area=060702>].
- [12] Instituto Brasileiro de Geografia e Estatística. Estimativas da População. 2020 [Available from: <https://www.ibge.gov.br/estatisticas/sociais/populacao/9103-estimativas-de-populacao.html?=&t=o-que-e>].
- [13] Rutstein SO. Steps to constructing the new DHS wealth index. Calverton, MD: ICF International; [date unknown].
- [14] Filmer D, Pritchett LH. Estimating wealth effects without expenditure data—or tears: an application to educational enrollments in states of India. *Demography* 2001;38(1):115–32.
- [15] Hallal PC, Hartwig FP, Horta BL, Silveira MF, Struchiner CJ, Vidaletti LP, et al. SARS-CoV-2 antibody prevalence in Brazil: results from two successive nationwide serological household surveys. *Lancet Glob Health* 2020.
- [16] LLC G. Google COVID-19 Community Mobility Reports [Available from: <https://www.google.com/covid19/mobility>].
- [17] Barreto ML, Teixeira MG, Bastos FI, Ximenes RA, Barata RB, Rodrigues LC. Successes and failures in the control of infectious diseases in Brazil: social and environmental context, policies, interventions, and research needs. *Lancet (London, England)*. 2011;377(9780):1877–89.
- [18] Pan American Health Organization. Region of the Americas is declared free of measles Washington, DC2016 [Available from: https://www.paho.org/hq/index.php?option=com_content&view=article&id=12528:region-americas-declared-free-measles&Itemid=1926&lang=en].
- [19] Silveira MF, Buffarini R, Bertoldi AD, Santos IS, Barros AJD, Matijasevich A, et al. The emergence of vaccine hesitancy among upper-class Brazilians: Results from four birth cohorts, 1982–2015. *Vaccine*. 2020;38(3):482–8.
- [20] Ministério da Saúde. Saúde Brasil 2019. Uma análise da situação de saúde com enfoque nas doenças imunopreveníveis e na imunização. In: Departamento de Análise em Saúde e Vigilância de Doenças não transmissíveis, editor. Brasília: Ministério da Saúde, Secretaria de Vigilância em Saúde, Departamento de Análise em Saúde e Vigilância de Doenças não transmissíveis. ; 2019.
- [21] Cesare N, Mota TF, Lopes FFL, Lima ACM, Luzardo R, Quintanilha LF, et al. Longitudinal profiling of the vaccination coverage in Brazil reveals a recent change in the patterns hallmarked by differential reduction across regions. *Int J Infect Dis*. 2020;98:275–80.
- [22] Pacheco FC, França GVA, Elidio GA, Domingues C, de Oliveira C, Guilhem DB. Trends and spatial distribution of MMR vaccine coverage in Brazil during 2007–2017. *Vaccine*. 2019;37(20):2651–5.
- [23] María Clara Restrepo-Méndez AJB, Wong Kerry LM, Johnson Hope L, George Pariyo, Giovanni VA França FCW, Cesar G Victora. Inequalities in full immunization coverage: trends in low- and middle-income countries. *Bull World Health Organ* 2016;94:794–8058A.
- [24] Ahmad Reza Hosseinpoor NB, Schlotzheuer Anne, Gacic-Dobo Marta, Hansen Peter M, Senouci Kamel, Boerma Ties, et al. State of inequality in diphtheria-tetanus-pertussis immunisation coverage in low-income and middle-income countries: a multicountry study of household health surveys. *Lancet Glob Health*. 2016;4:e617–26.
- [25] Barata RBPS. Desigualdades sociais e cobertura vacinal na cidade de Salvador. Bahia. *Rev Bras Epidemiol*. 2013;16(2):266–77.
- [26] Yokokura AVSA, Bernardes AC, Lamy Filho F, Alves MT, Cabra NA, Alves RF. Vaccination coverage and factors associated with incomplete basic vaccination schedule in 12-month-old children, São Luís, Maranhão State, Brazil, 2006. *Cadernos de saude publica*. 2006;29(3):522–34.
- [27] Victora CG, Aquino EM, Leal MC, Monteiro CA, Barros FC, Szwarcwald CL. Maternal and child health in Brazil: Progress and challenges. *Lancet (London, England)*. 2011;377(9780):1863–76.