



## ORIGINAL RESEARCH

# The effects of multisensory stimulation on the length of hospital stay and weight gain in hospitalized preterm infants: A systematic review with meta-analysis

Giovana Pascoali Rodovanski, Bruna Aparecida Bêz Réus, Adriana Neves dos Santos\*

Department of Health Science, Universidade Federal de Santa Catarina, Araranguá, Brazil

Received 1 February 2021; received in revised form 14 September 2022; accepted 7 December 2022  
Available online 20 December 2022

### KEYWORDS

Clinical trial;  
Early intervention;  
Premature infant

### Abstract

**Background:** Multisensory interventions, such as auditory-tactile-visual-vestibular intervention (ATVV), tactile-kinesthetic stimulation (TKS), and the kangaroo mother care (KMC), have been commonly applied in hospitalized preterm infants.

**Objective:** To investigate the effectiveness of the ATVV, the TKS, and the KMC combined to standard care compared to standard care in the length of hospital stay and weight gain of hospitalized preterm infants.

**Methods:** PubMed, Scopus, Web of Science, Embase, SciELO Citation Index, CINAHL, Cochrane, and LILACS databases were searched from the inception to May 06, 2022 without language restrictions. We included randomized controlled trials. Two independent reviewers selected studies and extracted information about participants, interventions, outcomes, and the risk of bias. The body of evidence was synthesized through GRADE. Data were pooled using a random-effects model.

**Results:** Sixty-three randomized clinical trials included a range of 20–488 preterm infants (gestational age=25 to <37 weeks). Evidence was low to very low due to risk of bias, inconsistency, and imprecision. Most studies presented some concerns about methodological quality. The ATVV and the KMC increased weight gain. The TKS reduced the number of days at the hospital and increased the daily weight gain and the total weight gain.

**Conclusions:** Adding ATVV, TKS, or KMC to standard care was more effective than standard care alone to improve weight gain. Only the TKS combined with standard care was more effective than standard care alone to reduce the length of hospital stay.

© 2022 Published by Elsevier España, S.L.U. on behalf of Associação Brasileira de Pesquisa e Pós-Graduação em Fisioterapia.

\* Corresponding author at: Department of Health Science, Federal University of de Santa Catarina. Rodovia Governador Jorge Lacerda, nº 3201 - Km 35.4. Araranguá, Santa Catarina 88905-355, Brazil.  
E-mail: [adrianaft04@gmail.com](mailto:adrianaft04@gmail.com) (A. Neves dos Santos).

## Introduction

Studies have shown that the neonatal intensive-care unit (NICU) environment might present abnormal sensory

stimulation.<sup>1</sup> Usually, visual and hearing systems are overstimulated, while tactile and vestibular systems are under stimulated. Preterm infants have immature sensory systems and present limited capacity to self-regulate. They are, therefore, influenced by the NICU environment.<sup>2</sup> The deprivation of normal, or the presence of abnormal, sensory stimulation might disrupt brain development, especially during the first year of life when critical periods for the maturation of sensory systems are active.<sup>2</sup>

Systematic reviews have recommended sensory stimulation for preterm infants.<sup>3-5</sup> This type of intervention has been applied in the NICU.<sup>3</sup> During the multisensory intervention, therapists stimulate two or more sensory systems. Studies have shown that the multisensory intervention improved the behavioral state organization, the feeding progression, and the general development of the infants. Also, this type of intervention reduced maternal stress.<sup>6-8</sup>

One of the primary aims of multisensory stimulation is to supply sensory enrichment for infants exposed to environments with a low level of sensory stimuli, such as the NICU. The aim is to improve brain connectivity and maturation.<sup>9,10</sup> Also, the multisensory intervention aims to reduce overload or inappropriate stimuli,<sup>11</sup> reducing stressors. One of the physiological mechanisms that supports the application of this type of intervention is the mechanism of stress reduction.<sup>12</sup> It has been shown that tactile stimulation and mother-infant interaction increase oxytocin levels in the brain, increasing well-being.<sup>12</sup>

The length of hospital stay and weight gain have been recognized as important variables for hospitalized preterm infants. Studies found that prolonged hospitalization has been associated with decreased mother-infant interaction, grieving parents, and failure to thrive.<sup>13,14</sup> Studies have also shown that weight gain is associated with reduced morbidity,<sup>15</sup> decreased hospital readmissions,<sup>16</sup> and decreased neurodevelopmental deficits.<sup>16</sup> The knowledge of the effects of the multisensory intervention on these variables is, therefore, relevant.

Three multisensory interventions have been commonly applied in clinical practice: auditory-tactile-visual-vestibular (ATVV) intervention,<sup>17</sup> tactile-kinesthetic stimulation (TKS),<sup>18</sup> and the kangaroo mother care (KMC)<sup>19</sup> or skin to skin contact.<sup>20</sup> This review investigated the effectiveness of ATVV, TKS, and KMC combined with standard care compared to standard care alone in the length of hospital stay and the weight gain of hospitalized preterm infants. This study will provide an update of the clinical evidence for the practice of health professionals working with early intervention and sensory stimulation of preterm infants.

## Methods

### Protocol and registration

This meta-analysis followed the recommendations proposed by Preferred Reporting Items for Systematic Reviews and Meta-Analyses (PRISMA).<sup>21</sup>

### Eligibility criteria

We did not restrict the search strategy to a specific language. To be included, a publication needed to be a

randomized and parallel controlled trial assessing the effects of multisensory stimulation combined to standard care compared to standard care alone on length of hospital stay or weight gain of healthy stable hospitalized infants born at less than 37 weeks of gestational age.

The multisensory interventions, which combined two or more sensory stimuli, considered in this review were the following: the ATVV, the TKS, and the KMC.

The length of hospital stay was defined as the number of days from the randomization to hospital discharge or the NICU discharge. The weight gain was divided into three measures: a) final weight, defined as the weight at discharge from hospital or at the end of the study (grams), b) daily weight gain from randomization until hospital discharge or the end of the study (days), c) total weight gain, defined as the difference between the start and final weight (grams).

Exclusion criteria were: a) quasi-experimental studies in an attempt to obtain more valid conclusion for this review, b) studies that did not report outcomes for preterm infants separately from those for full-term infants, c) studies that assessed preterm infants at risk for developmental delay, including neurological disorders or environmental exposure risks, d) studies that applied interventions that did not focus on sensory stimulation, e) studies that applied the sensory stimulation as a secondary treatment, f) studies that applied multisensory intervention only once, g) studies that applied the reduction of external stimuli, h) studies that applied breastfeeding interventions, oral-motor stimulations, and massage therapy using only tactile stimulation because these interventions are based on the stimulation of only one sensory system, and i) studies that applied therapeutic touch involving non-touch or energy-balancing techniques.

### Search methods

The following electronic databases were searched: PubMed, Scopus, Web of Science, Embase, SciELO Citation Index (Web of Science), CINAHL, Cochrane Library, and LILACS (BIREME). The search occurred from the inception date of each database until May 6, 2022. The search strategy used combined medical subject heading (MeSH) terms and text words related to population (preterm and infant), intervention (multisensory, multimodal, auditory-tactile-visual-vestibular (ATVV), massage, tactile-kinesthetic, kangaroo care, skin to skin contact), location of intervention (hospital, NICU), and type of study (clinical trial, randomized).

An example of the combination of terms used with PubMed is: ((((((Preterm\*) OR (Premature)) OR (Premature Birth[MeSH Terms])) AND (((Infant\*) OR (Infant[MeSH Terms])) OR (Newborn)) OR (Infant, Newborn[MeSH Terms]))) AND (((((((ATVV) OR (Tactile-kinesthetic)) OR ("tactile kinesthetic")) OR (massage)) OR (massage[MeSH Terms])) OR (kangaroo)) OR (Kangaroo-Mother Care method[MeSH Terms])) OR (skin-to-skin)) OR ("skin to skin")) AND (((((hospital) OR (hospitalized)) OR (hospitals[MeSH Terms])) OR ("Neonatal Intensive Care Units")) OR (Intensive Care Units, Neonatal[MeSH Terms])) AND (((Randomized) OR ("clinical trial")) OR (Randomized Controlled Trials as Topic[MeSH Terms])) OR (clinical trial[MeSH Terms]).

We also searched for additional articles in the list of the references from 15 review studies<sup>17,18,20,22-33</sup> found in the electronic search and the list of references from the included studies. All duplicated papers were removed, and then two reviewers (GPR, BABR) independently selected the studies according to inclusion criteria. In the case of any disagreement, a third reviewer (ANS) arbitrated. We used the State of the Art through Systematic Review (START) software<sup>34</sup> for study selection.

### Data extraction and quality assessment

Two review authors (GPR, BABR) independently extracted and compiled the study data using a spreadsheet from the Excel program. A third reviewer (ANS) resolved disagreements. We extracted the following information from the included studies: study country, the characteristics of the participants (number of subjects, age, and sex), the outcome studied, the characteristics of treatment (technique/approach, frequency and dosage, delivery method, and duration), and results. The mean and standard deviation of data of interest were extracted, when available. When data were not available, we contacted the corresponding author to request information by e-mail.

We evaluated the risk of bias of included studies using the Cochrane Handbook for Systematic Reviews of Interventions.<sup>35</sup> We verified the following features: randomization process, deviations from the intended interventions, missing outcome data, measurement of the outcome, and selection of the reported results. Each item and the overall bias were classified as low risk, high risk, or some concerns.<sup>7</sup> Two review authors (GPR, ANS) independently rated the risk of bias. In the case of any disagreement, the authors discussed and reached a consensus.

### Data synthesis and analysis

We used the Grading of Recommendations Assessment, Development and Evaluation (GRADE) method to verify evidence synthesis, assessing: risk of bias, inconsistency of results, indirectness, imprecision, and publication bias.<sup>36</sup> The level of evidence for risk of bias was downgraded by one level if 25% to 50% of the included studies were classified as high risk of bias or most studies were classified as some concerns, and downgraded by two levels if more than 50% of the included studies were classified as high risk of bias. The level of evidence for inconsistency was downgraded by one level if the  $I^2$  test was greater than 50%, or there was a high variation on the size of the effect between the included studies, or if there was high heterogeneity regarding the content of the intervention between the included studies; and downgraded by two levels if there was a combination of these factors. The level of evidence for indirectness was downgraded by one level if more than 50% of participants varied from the population of interest. The level of evidence for imprecision was downgraded by one level if the confidence intervals were too wide or the sample size was less than 400 participants.<sup>37</sup> The level of evidence for publication bias was downgraded by one level if publication bias was identified by visual inspection of funnel plots for outcomes that included more than 10 studies. The level of evidence was classified as: high (enough evidence in the estimate of the effect),

moderate (the true effect is close to the estimate of the effect), low (the confidence of the effect is limited), and very low evidence (little confidence of the effect estimate). A high or moderate level of evidence represented a strong recommendation for use of the intervention.<sup>38</sup> A summary of findings table was produced using GRADEpro software (McMaster University, Hamilton, Canada).

Meta-analysis was conducted using RevMan 5.1 (Cochrane Collaboration, Oxford, England). Effect sizes are reported as the mean difference (MD) with 95% confidence interval (CI) for each study and outcome. Pooled treatment effects were calculated across trials by using a random-effects model.<sup>39</sup> We verified heterogeneity among studies using the  $I^2$  statistic.<sup>39</sup>

### Role of the funding source

The funding sources played no role in the design, conduct, or reporting of this study.

## Results

### Search strategy

The search resulted in 63 randomized clinical trials that met the full inclusion criteria.<sup>8,40-101</sup> Fifty-four were included in the meta-analysis (Supplementary material Figure 1).

### Description of participants and outcomes

Studies included medically stable preterm infants. The sample size varied from 20 to 488. Most of the included studies evaluated preterm infants with gestational age between 28 and 35 weeks. Studies included hospitalized infants from birth to two months old (Table 1).

### Description of outcomes

Forty-three (68%) studies assessed length of hospital stay. Twenty-three (37%), 30 (48%), and 11 (17%) studies assessed, respectively, the final weight, the daily weight gain, and the total weight gain (Table 1).

### Description of interventions

Eleven (17%) studies applied multimodal stimulation.<sup>8,40-49</sup> Nine studies applied the ATVV, which included sensory stimuli such as female voice or soft lullaby song, light stroking all over the body, eye-to-eye contact or black and white cards, and rocking. One study applied the auditory-vestibular stimulation, using rocking waterbeds, taped simulated heartbeat, and a woman's voice. Two studies applied the STMT intervention that includes the use of a water mattress (vestibular), massage (tactile), active changes of position (kinesthetic), soft music and verbal contact (auditory), and eye-to-eye contact (visual). The control group received the standard care of each hospital. Three studies specified the application of kangaroo care as part of their standard care, and two studies the application of visual stimulation. All the infants in the multimodal stimulation group also received standard care (Table 1).

**Table 1** Description of each included study: participants, country, outcome, intervention.

Study	Participants GA: weeks Sex: boy/girl	Country	Outcome	Control		Intervention				
				Content	Frequency and Dosage	Delivery Method	Content	Frequency and Dosage	Delivery Method	Duration
	Frequency and Dosage	Delivery Method	Content	Frequency and Dosage	Delivery Method	Duration				
Auditory–Tactile–Visual–Vestibular Intervention										
Brown et al. <sup>40</sup> , 1980	GA: <37 Sex: 19/21	USA	hospital stay	SC	Daily	Professionals	ATVV	2X/day, 30 min, 5 days/week	Professionals	hospital discharge
Kanagasabai et al. <sup>41</sup> , 2013	GA: 28–36 Total: 50	India	hospital stay	SC: Kangaroo, breast feeding	Daily	Professionals	ATVV	1X/day, 12 min, 5 days/week	Professionals	hospital discharge
Nasimi et al. <sup>42</sup> , 2016	GA: 32–36 Total: 80	Iran	final weight, total weight gain	SC: eat and sleep	Daily	Professionals	STMT	1X/day, 12 min, 5 days/week	Mother	hospital discharge
Resnick et al. <sup>43</sup> , 1987	GA: mean = 31.5 Sex: 96/125	USA	hospital stay	SC	Daily	Professionals				ATVV + kinesthetic + oral
Daily	Mother	hospital discharge								
Standley <sup>44</sup> , 1998	GA: 27 - 34.5 Total: 40	USA	hospital stay, daily weight gain	SC: feeding, neurologic organization, kangaroo, reduce overstimulation	Daily	Professionals	ATVV + music	1–2X/day, 15–30 min		Professionals
	hospital discharge	Vaivre-Douret et al. 45, 2009	GA: 31–34 Sex: 24/25	France	hospital stay, total weight gain	SC	Daily	Healthy professionals	STMT + oils	2X/day, 15 min
Professionals	10 days									
Walworth et al. <sup>46</sup> , 2012	GA: 32–36 Sex: 108/92	USA	hospital stay, daily weight gain	SC	Daily	Professionals	ATVV + music	At least 1X/week, 20 min		Professionals
	hospital discharge	White-Traut et al. 47, 1986	GA: 29–35 Sex: 18/15	USA	hospital stay, daily weight gain	SC: Feedings, handling, nonnutritive sucking, visual stimulation	Daily	Professionals	ATVV	1X/day, 15 min
Professionals	hospital discharge or 10 days									
White-Traut et al. <sup>48</sup> , 2002	GA: 23–26 Sex: 18/19	USA	hospital stay	SC: Stress reduction	Daily	Professionals	ATVV	2X/day, 15 min, 5 days/week	Professionals	hospital discharge
White-Traut et al. <sup>48</sup> , 2015	GA: 29–34 Sex: 87/95	USA	hospital stay, total weight gain	SC: feedings, nursery care, education of parents	Daily	Professionals	ATVV	2X/day, 15 min	Mother or nurse	hospital discharge
Zeraati et al. <sup>49</sup> , 2018	GA: 32–36 Total: 80	Iran	hospital stay	SC	Daily	Professionals	ATVV	1X/day, 12 min, 5 days/week	Mother	hospital discharge
Tactile –Kinesthetic Syimulation (TKS)										
Ang et al. <sup>50</sup> , 2012	GA: 28–33 Sex: 48/72	USA	hospital stay, final weight, daily weight gain	SC	Daily	Professionals	TKS	3X/day, 15 min, 5X/week	Professionals	4 weeks or hospital discharge
Diego et al. <sup>51</sup> , 2005	GA: mean = 29 Sex: 14/20	USA	hospital stay, daily weight gain	SC	Daily	Professionals	TKS	3X/day, 15 min	Professionals	5 days
Diego et al. <sup>52</sup> , 2007	GA: mean = 29 Sex: 40/40	USA	hospital stay, daily weight gain	SC	Daily	Professionals	TKS	3X/day, 15 min	Professionals	5 days
Dieter et al. <sup>53</sup> , 2003	GA: 25–34 Total: 32	USA	hospital stay, total weight gain, daily weight gain	SC	Daily	Professionals	TKS	3X/day, 15 min	Professionals	5 days
Elmoneim et al. <sup>54</sup> , 2021	GA: <32 Sex:33/27	Egypt	total weight gain, daily weight gain	SC	Daily	Professionals	TKS	3X/day, 15 min	Professionals	5 days
Ferber et al. <sup>55</sup> , 2002	GA: 26–34 Total: 40	Israel	total weight gain	SC	Daily	Professionals	TKS	3X/day, 15 min	Mothers or Professionals	10 days
Field et al. <sup>56</sup> , 1986	GA: mean = 31 Total: 40	USA	hospital stay, final weight, total weight gain, daily weight gain	SC: feeding	Daily	Professionals	TKS	3X/day, 15 min	Professionals	10 days
Field et al. <sup>57</sup> , 2008	GA: mean = 34.6 Total: 42	USA	hospital stay, daily weight gain	SC	Daily	Professionals	TKS	3X/day, 15 min	Professionals	5 days
Freitas et al. <sup>58</sup> , 2010	GA: 26–36 Total: 32	Brazil	hospital stay	SC	Daily	Professionals	TKS	3X/day, 15 min	Professionals	5 days
Fucile et al. <sup>59</sup> , 2010	GA: 26–32 Sex: 27/11	USA	daily weight gain	SC	Daily	Professionals	TKS	2X/day, 15 min	Professionals	14 days

**Table 1** (Continued)

Study	Participants: GA: weeks Sex: boy/girl	Country	Outcome	Control		Intervention		Content	Frequency and Dosage	Delivery Method	Duration	Delivery Method	Duration
				Content	Frequency and Dosage	Content	Frequency and Dosage						
Guzzetta et al. <sup>60</sup> , 2009	GA: 30–33 Total: 20	Italy	total weight gain	SC: Minimization of stress, classical music all day	Daily	Daily	TKS + music	TKS + music	3X/day, 15 min, 5X/week	Professionals	Professionals	3X/day, 15 min, 5X/week	Professionals
Haley et al. <sup>61</sup> , 2012	4 weeks of age	USA	GA: average=31 Sex: 18/22	USA	daily weight gain	daily weight gain	TKS	TKS	TKS	TKS	TKS	TKS	2X/day, 20 min, 6X/week
Professionals Hernandez-Reif et al. <sup>101</sup> , 2007	2 weeks GA: 28–32 Sex: 9/23	USA	hospital stay	SC	Daily	Daily	TKS	TKS	Professionals	Professionals	Professionals	Professionals	5 days
Ho et al. <sup>62</sup> , 2010	GA: 25–34 Sex: 13/7	China	total weight gain, daily weight gain	SC and gentle touch	Daily	Daily	TKS	TKS	3X/day, 15 min	Professionals	Professionals	Professionals	38 weeks PCA
Karamiam et al. <sup>69</sup> , 2022	GA: < 37 Sex: 71/60	Iran	final weight	SC	Daily	Daily	TKS	TKS	3X/day, 15 min	Professionals	Professionals	Professionals	12 days
Lee63, 2005	GA: < 36 Sex: 10/16	South Korea	hospital stay, final weight	SC	Daily	Daily	TKS	TKS	2X/day, 15 min	Professionals	Professionals	Professionals	10 days
Liao et al. <sup>68</sup> , 2021	GA: 28–37 Sex: 17/16	Taiwan	final weight	SC	Daily	Daily	TKS	TKS	3X/day, 15 min	Professionals	Professionals	Professionals	7 days
Massaro et al. <sup>64</sup> , 2009	GA: = 32 Total: 175	USA	hospital stay, final weight, daily weight gain	SC	Daily	Daily	TKS	TKS	2X/day, 15 min	Professionals	Professionals	Professionals	hospital discharge
Mathai et al. <sup>65</sup> , 2001	GA: mean = 34 Total: 50	India	daily weight gain	SC	Daily	Daily	TKS	TKS	3X/day, 15 min	Professionals	Professionals	Professionals	5 days
Health professionals and mother Maricardi et al. <sup>66</sup> , 2013	GA: 25–31 Total: 42	Italy	hospital stay	SC: assist care, kangaroo-care, physical therapy	Daily	Daily	TKS + oil	TKS + oil	2X/day, 10 min	Professionals	Professionals	Health Professional or researchers	hospital discharge
Mendes et al. <sup>67</sup> , 2008	GA: mean = 29 Sex: 52/52	Brazil	hospital stay, final weight, daily weight gain	SC	Daily	Daily	TKS	TKS	4X/day, 15 min	Professionals	Professionals	Mother	hospital discharge
Montaseri et al. <sup>68</sup> , 2020	GA: 30–36 Total: 30	Iran	final weight, total weight gain	SC	Daily	Daily	TKS	TKS	2X/day, 10 min	Professionals	Professionals	Health Professional or researchers	5 days
Moyer-Mileur et al. <sup>69</sup> , 2013	GA: 28–33 Sex: 22/22	USA	final weight, daily weight gain	SC	Daily	Daily	TKS	TKS	2X/day, 20 min	Professionals	Professionals	Health Professional or researchers	4 weeks
Scaffidi et al. <sup>70</sup> , 1986	GA: mean = 31 Total: 40	USA	hospital stay, final weight, daily weight gain	SC: feeding, parent visit with touch	Daily	Daily	TKS	TKS	3X/day, 15 min	Professionals	Professionals	Health Professional or researchers	10 days
Scaffidi et al. <sup>71</sup> , 1990	GA: mean = 30 Total: 40	USA	hospital stay, final weight, daily weight gain	SC: feeding, weaning from the isolette	Daily	Daily	TKS	TKS	3X/day, 15 min	Professionals	Professionals	Health Professional or researchers	10 days
Smith et al. <sup>72</sup> , 2013	GA: 28–32 Sex: 18/19	USA	final weight	SC	Daily	Daily	TKS	TKS	2X/day, 20 min	Professionals	Professionals	Health Professional or researchers	29 days
White et al. <sup>73</sup> , 1976	GA: < 36 Total: 12	USA	hospital stay	SC	Daily	Daily	TKS	TKS	4X/day, 15 min	Professionals	Professionals	Health Professional or researchers	Day 2 to day 11
Zhang et al. <sup>74</sup> , 2018	GA: 30–34 Total: 112	China	final weight	SC	Daily	Daily	TKS	TKS	2X/day, 15 min	Professionals	Professionals	Health Professional or researchers Mother	2 weeks
Kangaroo or Skin-to-skin Contact Acharya et al. <sup>75</sup> , 2014	GA: mean = 32 Sex: 86/40	Nepal	hospital stay, daily weight gain	SC + holding	Daily	Daily	KMC	KMC	Daily, at least 6 h	Health Professional + mother	Health Professional	Mother	hospital discharge
Baton et al. <sup>100</sup> , 2021	GA: 28–36 Sex: 12/18	Philippines	hospital stay, final weight	SC + incubator	Daily	Daily	KMC	KMC	Daily, 2 to 4 h	Health Professional	Health Professional	Mother or father	until extubated
Bier et al. <sup>76</sup> , 1996	GA: 24–33 Total: 50	USA	hospital stay, daily weight gain	SC + holding	Daily	Daily	KMC	KMC	Daily	Health Professional + mother	Health Professional	Mother	10 days
Edraki et al. <sup>77</sup> , 2015	GA: 32–36 Total: 60	Iran	hospital stay	SC + conventional attachment	Daily	Daily	KMC	KMC	Daily	Health Professional + mother	Health Professional + mother	Mother	KMC + massage + touch
Daily, 35 min Gathwala et al. <sup>78</sup> , 2008	Mother GA: mean=35 Total: 100	4 days India	hospital stay	SC + warmer or incubator	Daily	Daily	KMC	KMC	Daily, 6 h	Professionals	Professionals	Mother	hospital discharge
Gathwala et al. <sup>79</sup> , 2010	GA: mean=35 Total: 100	India	daily weight gain	SC + warmer or incubator	Daily	Daily	KMC	KMC	Daily, 6 h at maximum	Professionals	Professionals	Mother	hospital discharge
Ghivane et al. <sup>80</sup> , 2012	GA: mean=31 Sex: 78/62	India	hospital stay, final weight, daily weight gain	SC + warmer or incubator	Daily	Daily	KMC	KMC	Daily, at least 8 h	Professionals	Professionals	Mother	hospital discharge

Table 1 (Continued)

Study	Participants GA: weeks Sex: boy/girl	Country	Outcome	Control		Intervention				
				Content	Frequency and Dosage	Delivery Method	Content	Frequency and Dosage	Delivery Method	Duration
	Frequency and Dosage	Delivery Method	Content	Frequency and Dosage	Delivery Method	Duration				
Kadam et al. <sup>81</sup> , 2005	GA: mean=33 Total: 89	India	hospital stay, final weight	SC + radiant warmer	Daily	Professionals	KMC	Daily, at least 1 h	Mother	hospital discharge
Milstersteiner et al. <sup>82</sup> , 2005	GA: mean=32 Total: 35	Brazil	hospital stay							SC + incubator + prone position
Daily Mörelus et al. <sup>83</sup> , 2015	Professionals GA: 32–35 Sex: 17/20	KMC Sweden	Daily, at least 1 h final weight	Mother SC + incubator	7 days Daily	Professionals	KMC	Daily	Mother	Hospital discharge
Mwendwa et al. <sup>84</sup> , 2012	GA: 26–36 Sex: 86/80	Kenya	final weight, daily weight gain	SC + warmer or incubator	Daily	Professionals	KMC	Daily, 8 h	Mother	hospital discharge
Neu et al. <sup>85</sup> , 2013	GA: 32–36 Sex: 39/48	USA	hospital stay	SC + holding	Daily	Health Professional + Mother	KMC	Daily	Mother	8 weeks
Ramanathan et al. <sup>86</sup> , 2001	GA: 28–34 Sex: 18/10	India	daily weight gain	SC + warmer or incubator	Daily	Professionals	KMC	4hours/day	Mother	hospital discharge
Roberts et al. <sup>87</sup> , 2000	GA: 30–36 Total: 30	Australia	hospital stay, daily weight gain	SC + holding	Daily					Professionals + Mother
KMC Rojas et al. <sup>88</sup> , 2003	Daily GA: mean = 27 Sex: 35/25	Mother USA	hospital discharge hospital stay, final weight, total weight gain, daily weight gain	SC + holding	Daily					Professionals + Mother
KMC Samra et al. <sup>89</sup> , 2015	Daily GA: 34–36 Sex: 22/8	Mother USA	hospital discharge hospital stay, final weight	SC + holding	50 min, 3X/week	Professional + Mother	KMC	50 min, 3X/week	Mother	hospital discharge
Sharma et al. <sup>90</sup> , 2016a	GA: mean=29.7 Sex: 74/67	Colombia	hospital stay, final weight, daily weight gain	SC + optional skin-to-skin holding	Daily	Professionals	KMC	Daily, at least 6 h	Mother	hospital discharge
Sharma et al. <sup>91</sup> , 2016b	GA: mean=29.7 Sex: 34/28	Colombia	hospital stay, final weight, daily weight gain	SC + warmer or incubator	Daily	Professionals	KMC	Daily, at least 6 h	Mother	hospital discharge
Sharma et al. <sup>92</sup> , 2017	GA: mean=29.7 Sex: 40/39	Colombia	hospital stay, final weight, daily weight gain	SC + warmer or incubator	Daily	Professionals	KMC	Daily, at least 6 h	Mother	hospital discharge
Tessier et al. <sup>93</sup> , 1998	GA: mean=36 Sex: 236/252	Colombia	hospital stay	SC + incubator	Daily	Professionals	KMC	Daily	Mother	hospital discharge
Wang et al. <sup>94</sup> , 2021	GA: 33–36 Sex: 47/32	China	final weight	SC	Daily	Professionals	KMC	Daily, 2.5 h	Mother	hospital discharge
Welch et al. <sup>95</sup> , 2013	GA: 26–35 Sex: 77/73	USA	hospital stay, final weight	SC + optional skin-to-skin holding	Daily	Professionals	KMC	Daily, 6 h	Parents	hospital discharge
Weller et al. <sup>96</sup> , 2002	GA: 26–36 Sex: 35/52	Colombia	hospital stay	SC + incubator	Daily	Professionals	KMC	Daily, 6 h	Parents	hospital discharge
Whitelaw et al. <sup>97</sup> , 1988	GA: 25–36 Sex: 35/36	England	hospital stay	SC + holding	Daily	Health Professional + Mother	KMC	Daily, as long as possible	Mother	hospital discharge

ATVV, Auditory–Tactile–Visual–Vestibular Intervention; GA, gestational age; KMC, kangaroo mother care; SC, standard care; TKS, tactile-kinesthetic stimulation.



Twenty-eight (44%) studies applied TKS<sup>50-74,98,99,101</sup> which is a form of infant massage that includes kinesthetic movement. The tactile portion consisted of the application of moderate strokes to the infant. The kinesthetic part consisted of extension and flexion movements of the upper and lower limbs. One study combined TKS with classical music, and one study applied oil during massage. The control group received the standard care of each hospital. Two studies specified the application of kangaroo care as part of their standard care, two studies the application of gentle touch, and one the application of classical music. All the infants in the TKS group also received standard care (Table 1).

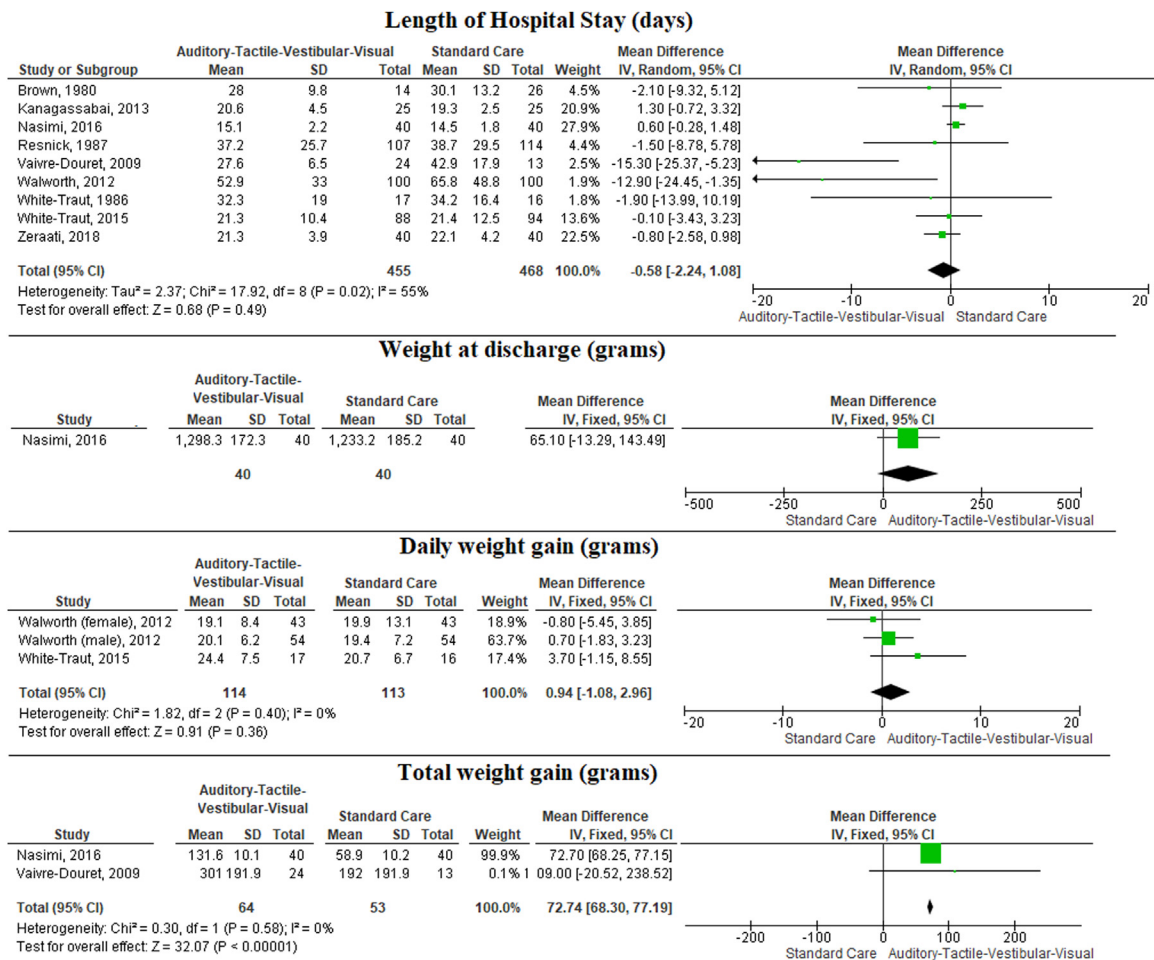
Twenty-four (38%) studies applied the KMC or skin-to-skin contact.<sup>77-97,100</sup> The main component of KMC is skin-to-skin contact. During the skin-to-skin contact, the parent holds the infant in an upright position, closer to their chest. The KMC also includes breastfeeding. One study associated KMC with massage and touch. One study combined KMC with music, and one study with a calming touch. Both kangaroo and control groups received the standard care of each hospital. The infants from the control groups were kept inside an incubator or a warmer room in 11 studies. The parents applied the traditional holding to the infants of the control

group in five studies. In two studies, the parents from the control group were educated about the kangaroo method and had the option to apply or not (Table 1). All the infants in both groups also received standard care.

**Risk of bias of individual studies**

The risk of bias of the 63 eligible trials are described in supplementary material Figure 2. We found that 12 studies (19%) were classified as low risk, 30 (48%) as some concerns, and 21 (33%) as high risk.

The main methods limitations across studies were that 45 studies (71%) did not report the randomization process or did not use or inform about concealed allocation, and 22 (35%) did not inform about missing outcome. Because of the type of interventions, it was not possible to blind therapists and participants. Most studies did not blind assessors or provide information about blinding. Because the outcome length of hospital stay reflects decisions made by the intervention provider, we classified the studies as presenting some concerns regarding the influence of the non-blinding of the assessor. Because weight gain is an observer-reported outcome not involving judgment, we classified the studies as



**Fig. 1** Forest plot for effect of the Auditory–Tactile–Visual–Vestibular Intervention (ATVV) combined with standard care compared with standard care alone on the length of hospital stay, the final weight, the daily weight gain, and the total weight gain.

**Table 2** Summary of the evidence: certainty assessment, summary of findings, and level of evidence for each outcome and intervention.

Outcome	Certainty assessment						Number of patients		Anticipated absolute effects		Level of evidence	
	Infants (studies)	Risk of bias	Inconsistency	Indirectness	Imprecision	Publication bias	Multisensory	Standard care	Risk with standard care	Risk difference with multisensory		
ATVV	Length of hospital stay (days)	923 (9 RCTs)	serious <sup>a</sup>	serious <sup>b</sup>	not serious	not serious	None	455	468	0	MD 0.6 lower (2.2 lower to 1.1 higher)	⊕⊕○○ LOW
	Daily weight gain (grams)	227 (2 RCTs)	very serious <sup>c</sup>	serious <sup>b</sup>	not serious	serious <sup>d</sup>	None	114	113	0	MD 0.9 higher (1.1 lower to 3.0 higher)	⊕○○○ VERY LOW
	Total weight gain (grams)	114 (2 RCTs)	serious <sup>a</sup>	not serious	not serious	Serious	None	64	53	0	MD 72.7 higher (68.3 higher to 77.2 higher)	⊕⊕○○ LOW
TKS	Length of hospital stay (days)	570 (13 RCTs)	very serious <sup>c</sup>	serious <sup>b</sup>	not serious	not serious	none	283	287	0	MD 1.7 lower (3.2 lower to 0.2 lower)	⊕○○○ VERY LOW
	Final weight (grams)	633 (11 RCTs)	serious <sup>a</sup>	not serious	not serious	serious <sup>d</sup>	none	390	393	0	MD 69.31 higher (4.65 lower to 143.28 higher)	⊕⊕○○ LOW
	Daily weight gain (grams)	682 (14 RCTs)	serious <sup>a</sup>	serious <sup>b</sup>	not serious	not serious	None	338	344	0	MD 3.3 higher (1.7 higher to 4.9 higher)	⊕⊕○○ LOW
	Total Weight gain (grams)	182 (5 RCTs)	very serious <sup>c</sup>	not serious	not serious	serious <sup>d</sup>	None	93	89	0	MD 85.6 higher (35.5 higher to 135.6 higher)	⊕○○○ VERY LOW
KMC	Length of hospital stay (days)	1830 (17 RCTs)	serious <sup>a</sup>	serious <sup>b</sup>	not serious	not serious	None	929	901	0	MD 0.6 lower (2.1 lower to 0.8 higher)	⊕⊕○○ LOW
	Final weight (grams)	798 (10 RCTs)	not serious	not serious	not serious	not serious	None	406	392	0	MD 8.5 lower (25.8 lower to 42.9 higher)	⊕⊕⊕⊕ HIGH
	Daily weight gain (grams)	841 (10 RCTs)	serious <sup>a</sup>	serious <sup>b</sup>	not serious	not serious	none	428	413	0	MD 3.2 higher (2.2 higher to 4.3 higher)	⊕⊕○○ LOW

ATVV, Auditory–Tactile–Visual–Vestibular Intervention; KMC, kangaroo mother care; MD, mean difference; RCTs, randomized controlled trials; TKS, tactile-kinesthetic stimulation.

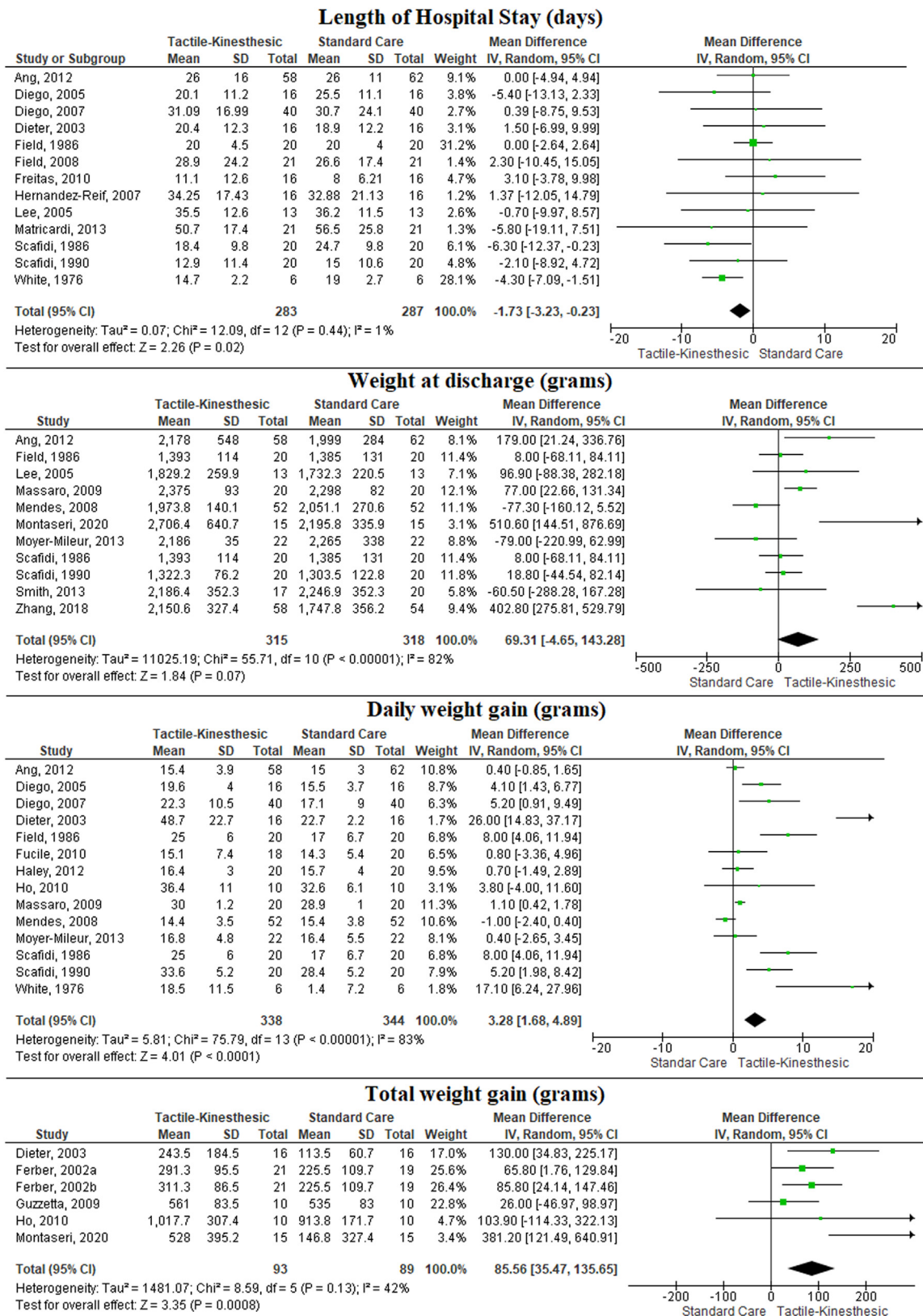
<sup>a</sup> 25% to 50% of the included studies were classified as high risk of bias or most studies were classified as some concerns.

<sup>b</sup>  $I^2$  result greater than 50% or high variation on the effects size or high heterogeneity regarding the content of the intervention.

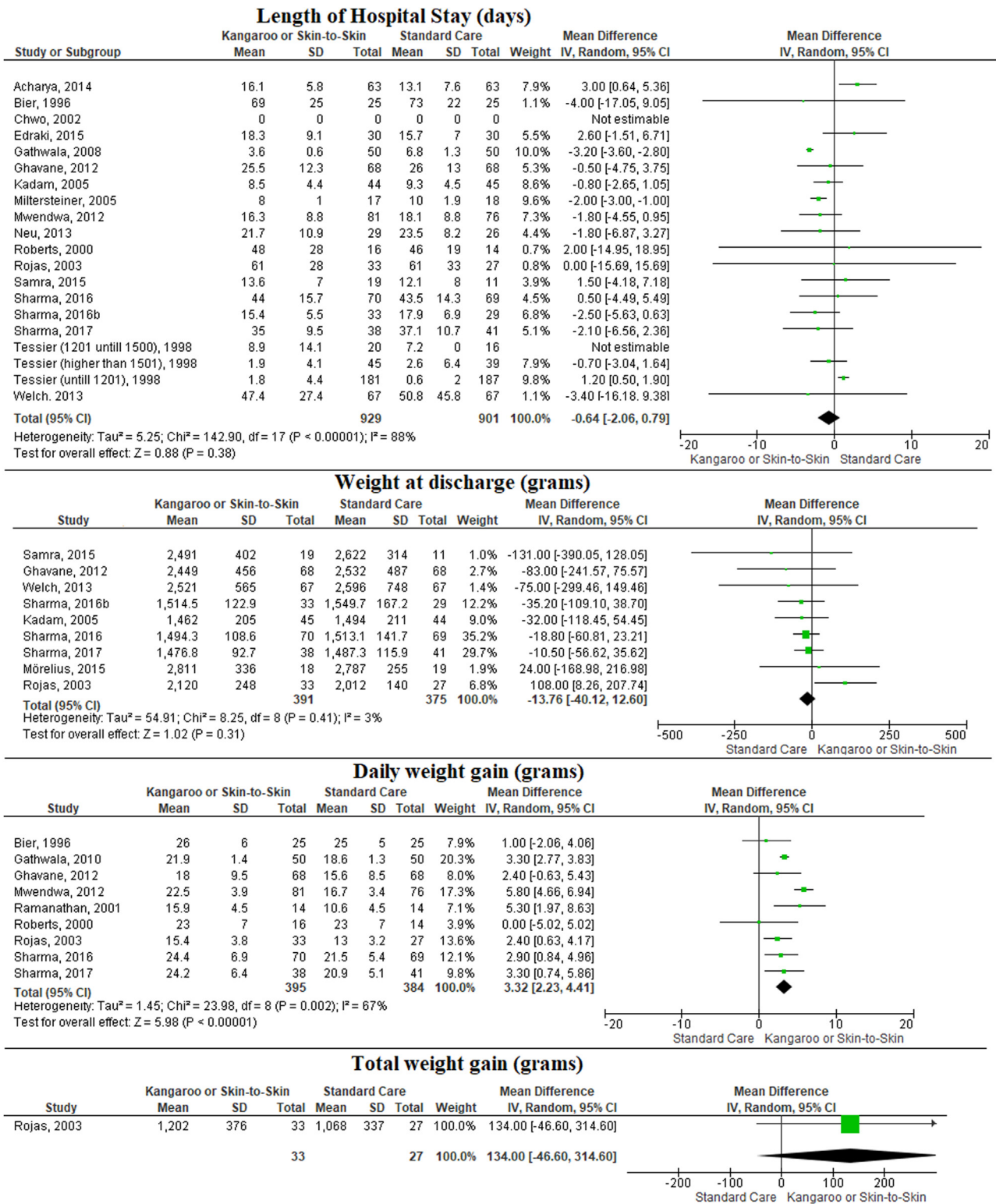
<sup>c</sup> More than 50% of the included studies were classified as high risk of bias.

<sup>d</sup> Confidence intervals too wide or the sample size < 400.





**Fig. 2** Forest plot for effect of the tactile-kinesthetic-stimulation (TKS) combined with standard care compared with standard care alone on the length of hospital stay, the final weight, the daily weight gain, and the total weight gain.



**Fig. 3** Forest plot for effect of the kangaroo mother care (KMC) combined with standard care compared with standard care alone on the length of hospital stay, the final weight, the daily weight gain, and the total weight gain.

presenting low risk regarding the influence of the non-blinding of the assessor. Studies had different designs, convenience samples, and included small sample sizes (supplementary material Figure 2).

### Synthesis of results

Fifty-three (84%) studies provided means and standard deviations to input in the meta-analysis. We estimated the

standard deviation based on means and p values for the length of hospital stay in three studies,<sup>47,71,74</sup> and for the daily weight gain in three studies.<sup>47,72,74</sup>

#### Auditory–tactile–visual–vestibular intervention

We included 10 studies<sup>8,40-43,45-49</sup> that compared the effects of ATVV combined to standard care to only standard care. There is low-quality evidence (downgraded due to risk of bias and inconsistency) that adding ATVV to standard care may increase total weight gain (MD = 72.7 g, 95% CI: 68.3, 77.2;  $n = 114$ , 2 trials,  $I^2 = 0\%$ ) at post intervention when compared to standard care alone (Fig. 1, Table 2). In addition, there is low-quality evidence (downgraded due to risk of bias and imprecision) that ATVV combined with standard care may not reduce length of hospital stay (MD = -0.6 days, 95% CI: -2.2, 1.1;  $n = 923$ , 9 trials,  $I^2 = 55\%$ ) compared to standard care alone and there is very low-quality evidence (downgraded due to risk of bias, inconsistency, and imprecision) that ATVV combined with standard care may have little to no effect on daily weight gain (MD = 0.9 g, 95% CI: -1.1, 3.0;  $n = 227$ , 2 trials,  $I^2 = 0\%$ ) (Fig. 1, Table 2) compared to standard care alone. Only one study assessed the final weight.

#### Tactile–kinesthetic stimulation

We included 32 studies<sup>50-64,66-74</sup> that compared the effects of TKS combined to standard care to only standard care. There is very low-quality evidence (downgraded due to risk of bias and inconsistency) that adding TKS to standard care may reduce days at the hospital (MD = -1.7 days, 95% CI: -3.2, -0.2;  $n = 570$ , 13 trials,  $I^2 = 1\%$ ), low-quality evidence (downgraded due to risk of bias and inconsistency) that it may increase daily weight gain (MD = 3.3 g, 95% CI: 1.7, 4.9;  $n = 682$ , 14 trials,  $I^2 = 83\%$ ), and very low-quality evidence (downgraded due to risk of bias and imprecision) that it may increase total weight gain (MD = 85.6 g, 95% CI: 35.8, 135.6;  $n = 182$ , 6 trials,  $I^2 = 42\%$ ) at post intervention when compared to standard care alone (Fig. 2, Table 2). In addition, there is a low-quality evidence (downgraded due to risk of bias and imprecision) that the TKS combined with standard care may have no effect on final weight when compared to standard care alone (MD = 57.3 g, 95% CI: -6.9, 121.5;  $n = 783$ , 12 trials,  $I^2 = 82\%$ ) (Fig. 2, Table 2).

#### Kangaroo method care or skin-to-skin contact

We included 20 studies<sup>75-93,95</sup> that compared the effects of KMC combined to standard care to standard care alone. There is low-quality evidence (downgraded due to risk of bias and inconsistency) that adding KMC to standard care may increase daily weight gain (MD = 3.2 g, 95% CI: 2.2, 4.3;  $n = 841$ , 10 trials,  $I^2 = 64\%$ ), at post intervention when compared to standard care alone (Fig. 3, Table 2). We found there was low-quality evidence (downgraded due to risk of bias and inconsistency) that KMC combined with standard care may have no effect on length of hospital stay (MD = -0.6 days, 95% CI: -2.7, 0.8;  $n = 1830$ , 18 trials,  $I^2 = 88\%$ ) compared to standard care alone and there is high-quality evidence that KMC combined with standard care does not increase final weight (MD = 8.5 g, 95% CI: -25.8, 42.9;  $n = 798$ , 10 trials,  $I^2 = 28\%$ ) compared to standard care alone (Fig. 3, Table 2). Only one study assessed the total weight gain.

The summary of findings and the overall quality of evidence for the primary outcomes are described in Table 2.

## Discussion

According to our findings, only TKS combined with standard care may reduce the length of hospital stay. One integrative systematic review did not find any clear result that sensory stimulation techniques improve outcomes in preterm infants in the NICU.<sup>5</sup> Some studies have found that home health services are essential to facilitate pre- and post-discharge transition care from NICU to home. The availability of health professionals to provide home care and the contribution between health professionals and parents are facilitators of earlier discharge.<sup>102,103</sup> Most of the included studies did not focus on parent education programmes and home health services, which might be a strong reason for no difference between multisensory intervention and standard care regarding length of hospital stay.

In general, our results suggest that the included interventions may increase weight gain. Systematic reviews reported similar results for massage,<sup>104</sup> TKS,<sup>18</sup> and KMC.<sup>105</sup> The outcome lack of weight gain is one of the signs of poor growth that is easy to assess in clinical practice. Poor growth in preterm infants is related to subsequent deficits or delay in neurocognitive development.<sup>106,107</sup> The types of multisensory stimulation included in this review, therefore, are recommended for hospitalized preterm infants.

Some limitations exist for the included studies. We classified the included studies as presenting some concerns or a high risk of bias, especially for the outcome length of hospital stay. Most of the studies did not blind assessors, which might lead to a biased ascertainment of outcomes.<sup>108</sup> In addition, most of the included studies did not provide information regarding concealed allocation or reported if there were missing outcomes data. These could lead to bias in selection of the participants and result in prognostic differences between treatment groups.<sup>109,110</sup> All of these methodological issues might have generated a biased estimate of the treatment effect.

We can cite several potential limitations of this review. First, we included studies with potential risk of bias. Second, we included only randomized clinical trials, and we did not search for gray literature potential, which could introduce publication bias. The inclusion of only randomized controlled trials, however, was an attempt to avoid the inclusion of lower-quality studies. Interventions were diverse, as were comparator usual care conditions. The results of this systematic review, therefore, should be considered with caution.

## Conclusion

The addition of ATVV, TKS, and KMC interventions to standard care may be more effective than standard care alone to improve weight gain of hospitalized preterm infants. The TKS combined to standard care may also be more effective than standard care alone to decrease the length of hospital stay. The ATVV and the KMC combined to standard care were no more effective than standard care alone to decrease length of hospital stay. Future studies with larger sample



sizes, low risk of bias, and detailed descriptions of interventions for the standard care group are necessary.

## Declaration of Competing Interest

The author(s) declared no potential conflicts of interest with respect to the research, authorship, and/or publication of this article.

## Acknowledgements

This study was financed in part by the Coordenação de Aperfeiçoamento de Pessoal de Nível Superior – Brasil (CAPES) – Finance code 001.

## Supplementary materials

Supplementary material associated with this article can be found in the online version at [doi:10.1016/j.bjpt.2022.100468](https://doi.org/10.1016/j.bjpt.2022.100468).

## References

- Aucott S, Donohue PK, Atkins E, MC Allen. Neurodevelopmental care in the NICU. *Ment Retard Dev Disabil Res Rev.* 2002;8(4):298–308. <https://doi.org/10.1002/mrdd.10040>.
- Liu WF, Laudert S, Perkins B, et al. The development of potentially better practices to support the neurodevelopment of infants in the NICU. *J Perinatol.* 2007;27(Suppl 2):S48–S74.
- Symington A, Pinelli J. Developmental care for promoting development and preventing morbidity in preterm infants. *Cochrane Database Syst Rev.* 2006(2): CD001814.
- Johnston C, Stopiglia MS, Ribeiro SNS, Baez CSN, Pereira AS. First Brazilian recommendation on physiotherapy with sensory motor stimulation in newborns and infants in the intensive care unit. *Rev Bras Ter Intensiva.* 2021;33(1):12–30.
- Vitale FM, Chirico G, Lentini C. Sensory stimulation in the NICU environment: devices, systems, and procedures to protect and stimulate premature babies. *Children (Basel).* 2021;8(5):334.
- Holditch-Davis D, White-Traut RC, Levy JA, O’Shea TM, Geraldo V, David RJ. Maternally administered interventions for preterm infants in the NICU: effects on maternal psychological distress and mother-infant relationship. *Infant Behav Dev.* 2014;37(4):695–710.
- Medoff-Cooper B, Rankin K, Li ZY, Liu L, White-Traut R. Multi-sensory intervention for preterm infants improves sucking organization. *Adv Neonatal Care.* 2015;15(2):142–149.
- White-Traut RC, Nelson MN, Silvestri JM, et al. Effect of auditory, tactile, visual, and vestibular intervention on length of stay, alertness, and feeding progression in preterm infants. *Dev Med Child Neurol.* 2002;44(2):91–97.
- Feldman R, Eidelman AI. Neonatal state organization, neuro-maturation, mother-infant interaction, and cognitive development in small-for-gestational-age premature infants. *Pediatrics.* 2006;118(3):e869–e878.
- Bonnier C. Evaluation of early stimulation programs for enhancing brain development. *Acta Paediatr.* 2008;97(7):853–858.
- Linn PL, Horowitz FD, Fox HA. Stimulation in the NICU: is more necessarily better? *Clin Perinatol.* 1985;12(2):407–422.
- Uvnäs-Moberg K, Handlin L, Petersson M. Self-soothing behaviors with particular reference to oxytocin release induced by non-noxious sensory stimulation. *Front Psychol.* 2014;5:1529.
- Seaton SE, Barker L, Jenkins D, Draper ES, Abrams KR, Manktelow BN. What factors predict length of stay in a neonatal unit: a systematic review. *BMJ Open.* 2016;6(10): e010466.
- Merritt TA, Pillers D, Prows SL. Early NICU discharge of very low birth weight infants: a critical review and analysis. *Semin Neonatol.* 2003;8(2):95–115.
- Horbar JD, Carpenter JH, Badger GJ, et al. Mortality and neonatal morbidity among infants 501 to 1500 g from 2000 to 2009. *Pediatrics.* 2012;129(6):1019–1026.
- Ehrenkranz RA, Dusick AM, Vohr BR, Wright LL, Wraage LA, Poole WK. Growth in the neonatal intensive care unit influences neurodevelopmental and growth outcomes of extremely low birth weight infants. *Pediatrics.* 2006;117(4):1253–1261.
- Rhooms L, Dow K, Brandon C, Zhao G, Fucile S. Effect of unimodal and multimodal sensorimotor interventions on oral feeding outcomes in preterm infants: an evidence-based systematic review. *Adv Neonatal Care.* 2019;19(1):E3–E20.
- Pepino V, Mezzacappa M. Application of tactile/kinesthetic stimulation in preterm infants: a systematic review. *J Pediatr (Rio J).* 2015 2015;91(3):213–233.
- Mellis C. Kangaroo Mother Care and neonatal outcomes: a meta-analysis. *J Paediatr Child Health.* 2016;52(5):579.
- Moore ER, Bergman N, Anderson GC, Medley N. Early skin-to-skin contact for mothers and their healthy newborn infants. *Cochrane Database Syst Rev.* 11 25. 2016;11: CD003519.
- Moher D, Shamseer L, Clarke M, et al. Preferred reporting items for systematic review and meta-analysis protocols (PRISMA-P) 2015 statement. *Syst Rev.* 2015;4:1.
- Bounay EO, Dastjerdi R, Spiegelman D, et al. Kangaroo mother care and neonatal outcomes: a meta-analysis. *Pediatrics.* 2016;137(1). e20152238.
- Conde-Agudelo A, Belizán JM, Diaz-Rossello J. Kangaroo mother care to reduce morbidity and mortality in low birthweight infants. *Cochrane Database Syst Rev.* 2011;16(3): CD002771.
- Vickers A, Ohlsson A, Lacy JB, Horsley A. Massage for promoting growth and development of preterm and/or low birth-weight infants. *Cochrane Database Syst Rev.* 2004;2004(2): CD000390.
- Schulzke SM, Kaempfen S, Trachsel D, Patole SK. Physical activity programs for promoting bone mineralization and growth in preterm infants. *Cochrane Database Syst Rev.* 2014;22(4): CD005387.
- Juneau AL, Aita M, Héon M. Review and Critical Analysis of Massage Studies for Term and Preterm Infants. *Neonatal Netw.* 2015;34(3):165–177.
- Montealegre-Pomar A, Bohorquez A, Charpak N. Systematic review and meta-analysis suggest that Kangaroo position protects against apnoea of prematurity. *Acta Paediatr.* 2020;109(7):1310–1316.
- Pados BF, Hess F. Systematic review of the effects of skin-to-skin care on short-term physiologic stress outcomes in preterm infants in the neonatal intensive care unit. *Adv Neonatal Care.* 2020;20(1):48–58.
- Álvarez MJ, Fernández D, Gómez-Salgado J, Rodríguez-González D, Rosón M, Lapeña S. The effects of massage therapy in hospitalized preterm neonates: a systematic review. *Int J Nurs Stud.* 2017;69:119–136.
- Cong S, Wang R, Fan X, et al. Skin-to-skin contact to improve premature mothers’ anxiety and stress state: a meta-analysis. *Matern Child Nutr.* 2021;17(4):e13245.
- Charpak N, Montealegre-Pomar A, Bohorquez A. Systematic review and meta-analysis suggest that the duration of Kangaroo mother care has a direct impact on neonatal growth. *Acta Paediatr.* 2021;110(1):45–59.
- Kuo S-F, Chen I-H, Chen S-R, Chen K-H, Fernandez RS. The effect of paternal skin-to-skin care: a systematic review and meta-analysis of randomized control trials. *Adv Neonatal Care.* 2022;22(1):E22–E32.

33. Narciso LM, Beleza LO, Imoto AM. The effectiveness of Kangaroo Mother Care in hospitalization period of preterm and low birth weight infants: systematic review and meta-analysis. *J Pediatr (Rio J)*. 2022;98(2):117–125.
34. Hernandez ECM, Zamboni AB, Thommazo AD, Fabbri SCPF. Using GQM and TAM to evaluate StArt – a tool that supports Systematic Review. *CLEI Eletronica J*. 2012;15(1).
35. Higgins J, Green S. *Cochrane Handbook for Systematic Reviews of Interventions Version 5.1.0 [updated March 2011]*. The Cochrane Collaboration; 2011.
36. Furlan AD, Malmivaara A, Chou R, et al. 2015 Updated method guideline for systematic reviews in the cochrane back and neck group. *Spine (Phila Pa 1976)*. 2015;40(21):1660–1673. Nov.
37. Mueller PS, Montori VM, Bassler D, Koenig BA, Guyatt GH. Ethical issues in stopping randomized trials early because of apparent benefit. *Ann Intern Med*. 2007;146(12):878–881.
38. Guyatt G, Oxman AD, Akl EA, et al. GRADE guidelines: 1. Introduction-GRADE evidence profiles and summary of findings tables. *J Clin Epidemiol*. 2011;64(4):383–394.
39. Schmidt FL, Oh IS, Hayes TL. Fixed- versus random-effects models in meta-analysis: model properties and an empirical comparison of differences in results. *Br J Math Stat Psychol*. 2009;62(1):97–128. Pt.
40. Brown JV, LaRossa MM, Aylward GP, Davis DJ, Rutherford PK, Bakeman R. Nursery-based intervention with prematurely born babies and their mothers: are there effects? *J Pediatr*. 1980;97(3):487–491.
41. Kanagassabai PS, Mohan D, Lewis LE, Kamath A, Rao BK. Effect of multisensory stimulation on neuromotor development in preterm infants. *Indian J Pediatr*. 2013;80(6):460–464.
42. Nasimi F, Zeraati H, Shahinfar J, Boskabadi H, Ghorbanzade M. The effect of multisensory stimulation on weight gain of preterm infants. *J Babol Univ Med Sci*. 2016;18(12):13–18.
43. Resnick MB, Eyler FD, Nelson RM, Eitzman DV, Bucciarelli RL. Developmental intervention for low birth weight infants: improved early developmental outcome. *Pediatrics*. 1987;80(1):68–74.
44. Standley JM. The effect of music and multimodal stimulation on responses of premature infants in neonatal intensive care. *Pediatr Nurs*. 1998;24(6):532–538.
45. Vaivre-Douret L, Oriot D, Blossier P, Py A, Kasolter-Péré M, Zwang J. The effect of multimodal stimulation and cutaneous application of vegetable oils on neonatal development in preterm infants: a randomized controlled trial. *Child Care Health Dev*. 2009;35(1):96–105.
46. Walworth D, Standley JM, Robertson A, Smith A, Swedberg O, Peyton JJ. Effects of neurodevelopmental stimulation on premature infants in neonatal intensive care: randomized controlled trial. *J Neonatal Nurs*. 2012;18(6):210–216.
47. White-Traut RC, Tubeszewski KA. Multimodal stimulation of the premature infant. *J Pediatr Nurs*. 1986;1(2):90–95.
48. White-Traut RC, Rankin KM, Yoder JC, et al. Influence of H-HOPE intervention for premature infants on growth, feeding progression and length of stay during initial hospitalization. *J Perinatol*. 2015;35(8):636–641.
49. Zeraati H, Nasimi F, Rezaeian A, Shahinfar J, Zade MG. Effect of multi-sensory stimulation on neuromuscular development of premature infants: a randomized clinical trial. *Iran J Child Neurol*. 2018;12(3):32–39.
50. Ang J, Lua J, Mathur A, et al. A randomized placebo-controlled trial of massage therapy on the immune system of preterm infants. *Pediatrics*. 2012;130(6):1549–1558.
51. Diego MA, Field T, Hernandez-Reif M. Vagal activity, gastric motility, and weight gain in massaged preterm neonates. *J Pediatr*. 2005;147(1):50–55.
52. Diego MA, Field T, Hernandez-Reif M, Deeds O, Ascencio A, Begert G. Preterm infant massage elicits consistent increases in vagal activity and gastric motility that are associated with greater weight gain. *Acta Paediatr*. 2007;96(11):1588–1591.
53. Dieter JN, Field T, Hernandez-Reif M, Emory EK, Redzepi M. Stable preterm infants gain more weight and sleep less after five days of massage therapy. *J Pediatr Psychol*. 2003;28(6):403–411.
54. Elmoneim MA, Mohamed HA, Awad A, et al. Effect of tactile/kinesthetic massage therapy on growth and body composition of preterm infants. *Eur J Pediatr*. 2021;180(1):207–215.
55. Ferber SG, Kuint J, Weller A, et al. Massage therapy by mothers and trained professionals enhances weight gain in preterm infants. *Early Hum Dev*. 2002;67(1–2):37–45.
56. Field TM, Schanberg SM, Scafidi F, et al. Tactile/kinesthetic stimulation effects on preterm neonates. *Pediatrics*. 1986;77(5):654–658.
57. Field T, Diego M, Hernandez-Reif M, et al. Insulin and insulin-like growth factor-1 increased in preterm neonates following massage therapy. *J Dev Behav Pediatr*. 2008;29(6):463–466.
58. Freitas OM, Lopes EM, Figueiredo MC, Ribeiro O, Pane Aloo. Massage on preterm neonates: is nursing care secure? *Revista Portuguesa de Saúde Pública*. 2010;28(2):187–198.
59. Fucile S, Gisel EG. Sensorimotor interventions improve growth and motor function in preterm infants. *Neonatal Netw*. 2010;29(6):359–366.
60. Guzzetta A, Baldini S, Bancalè A, et al. Massage accelerates brain development and the maturation of visual function. *J Neurosci*. 2009;29(18):6042–6051.
61. Haley S, Beachy J, Ivaska KK, Slater H, Smith S, Moyer-Mileur LJ. Tactile/kinesthetic stimulation (TKS) increases tibial speed of sound and urinary osteocalcin (U-MidOC and uOC) in premature infants (29-32weeks PMA). *Bone*. 2012;51(4):661–666.
62. Ho Y-B, Lee RSY, Chow C-B, Pang MYC. Impact of massage therapy on motor outcomes in very low-birthweight infants: randomized controlled pilot study. *Pediatr Int*. 2010;52(3):378–385.
63. Lee HK. The effect of infant massage on weight gain, physiological and behavioral responses in premature infants. *Taehan Kanho Hakhoe Chi*. 2005;35(8):1451–1460.
64. Massaro AN, Hammad TA, Jazzo B, Aly H. Massage with kinesthetic stimulation improves weight gain in preterm infants. *J Perinatol*. 2009;29(5):352–357.
65. Mathai S, Fernandez A, Mondkar J, Kanbur W. Effects of tactile-kinesthetic stimulation in preterms: a controlled trial. *Indian Pediatr*. 2001;38(10):1091–1098.
66. Matricardi S, Agostino R, Fedeli C, Montirosso R. Mothers are not fathers: differences between parents in the reduction of stress levels after a parental intervention in a NICU. *Acta Paediatr*. 2013;102(1):8–14.
67. Mendes EW, Procianny RS. Massage therapy reduces hospital stay and occurrence of late-onset sepsis in very preterm neonates. *J Perinatol*. 2008;28(12):815–820.
68. Montaseri S, Barati R, Edraki M, Hemmati F. The effects of massage therapy with or without physical exercises on the weight of premature infants admitted to the neonatal intensive care unit: a randomized clinical trial. *Shiraz E-Med J*. 2020:e91033.
69. Moyer-Mileur LJ, Haley S, Slater H, Beachy J, Smith SL. Massage improves growth quality by decreasing body fat deposition in male preterm infants. *J Pediatr*. 2013;162(3):490–495.
70. Scafidi FA, Field TM, Schanber SM, et al. Effects of tactile/kinesthetic stimulation on the clinical course and sleep/wake behavior of preterm neonate. *Infant Behav Dev*. 1986;9(1):91–105.
71. Scafidi FA, Field TM, SaM Schanberg, et al. Massage stimulates growth in preterm infants: a replication. *Infant Behav Dev*. 1990;13(2):167–188.
72. Smith SL, Lux R, Haley S, Slater H, Beachy J, Moyer-Mileur LJ. The effect of massage on heart rate variability in preterm infants. *J Perinatol*. 2013;33(1):59–64.

73. White JL, Labarba RC. The effects of tactile and kinesthetic stimulation on neonatal development in the premature infant. *Dev Psychobiol.* 1976;9(6):569–577.
74. Zhang X, Wang J. Massage intervention for preterm infants by their mothers: a randomized controlled trial. *J Spec Pediatr Nurs.* 2019;24(2):e12238.
75. Acharya N, Singh R, Bhatta N, Poudel P. Randomized control trial of kangaroo mother care in low birth weight babies at a tertiary level hospital. *J Nepal Paediatric Society.* 2014;34(1):18–23.
76. Bier JA, Ferguson AE, Morales Y, et al. Comparison of skin-to-skin contact with standard contact in low-birth-weight infants who are breast-fed. *Arch Pediatr Adolesc Med.* 1996;150(12):1265–1269.
77. Edraki S, Zendehzaban S, Beheshtipoor N, Hemmati F, Haghpanah S. Comparison of the effects of attachment training for mothers on the behavioral responses of premature infants: a randomized clinical trial. *Iranian J Neonatol.* 2015;6:37–42.
78. Gathwala G, Singh B, Balhara B. KMC facilitates mother baby attachment in low birth weight infants. *Indian J Pediatr.* 2008;75(1):43–47.
79. Gathwala G, Singh B, Singh J. Effect of kangaroo mother care on physical growth, breastfeeding and its acceptability. *Trop Doct.* 2010;40(4):199–202. Oct.
80. Ghavane S, Murki S, Subramanian S, Gaddam P, Kandruju H, Thumalla S. Kangaroo mother care in kangaroo ward for improving the growth and breastfeeding outcomes when reaching term gestational age in very low birth weight infants. *Acta Paediatr.* 2012;101(12):e545–e549.
81. Kadam S, Binoy S, Kanbur W, Mondkar JA, Fernandez A. Feasibility of kangaroo mother care in Mumbai. *Indian J Pediatr.* 2005;72(1):35–38.
82. Miltersteiner AR, Molle LD, Claus SM, Rotta NT. [Length of hospital stay of preterm babies assisted with kangaroo mother position or prone position]. *Rev AMRIGS.* 2005;49(1):20–26.
83. Mörelius E, Örténstrand A, Theodorsson E, Frostell A. A randomised trial of continuous skin-to-skin contact after preterm birth and the effects on salivary cortisol, parental stress, depression, and breastfeeding. *Early Hum Dev.* 2015;91(1):63–70.
84. Mwendwa AC, Musoke RN, Wamalwa DC. Impact of partial kangaroo mother care on growth rates and duration of hospital stay of low birth weight infants at the Kenyatta National Hospital, Nairobi. *East Afr Med J.* 2012;89(2):53–58.
85. Neu M, Robinson J, Schmiede SJ. Influence of holding practice on preterm infant development. *MCN Am J Matern Child Nurs.* 2013;38(3):136–143.
86. Ramanathan K, Paul V, Deorari AK, Taneja U, George G. Kangaroo mother care in very low birth weight infants. *Ind J Pediatr.* 2001;68(11):1019–1023.
87. Roberts KL, Paynter C, McEwan B. A comparison of kangaroo mother care and conventional cuddling care. *Neonatal Netw.* 2000;19(4):31–35.
88. Rojas MA, Kaplan M, Quevedo M, et al. Somatic growth of preterm infants during skin-to-skin care versus traditional holding: a randomized, controlled trial. *J Dev Behav Pediatr.* 2003;24(3):163–168.
89. Samra H, Dutcher J, McGrath JM, et al. Effect of skin-to-skin holding on stress in mothers of late-preterm infants a randomized controlled trial. *Adv Neonatal Care.* 2015;15(5):354–364.
90. Sharma D, Murki S, Pratap OT. The effect of kangaroo ward care in comparison with “intermediate intensive care” on the growth velocity in preterm infant with birth weight. *Eur J Pediatr.* 2016;175(10):1317–1324.
91. Sharma D, Murki S, Pratap OT. To compare growth outcomes and cost-effectiveness of “Kangaroo ward care” with “intermediate intensive care” in stable extremely low birth weight infants: randomized control trial. *J Matern Fetal Neonatal Med.* 2017;30(14):1659–1665. <https://doi.org/10.1080/14767058.2016.1220531>.
92. Sharma D, Murki S, Oleti TP. “Kangaroo ward care” with “intermediate intensive care” for improving the growth outcome and cost effectiveness: randomized control trial. *J Matern Fetal Neonatal Med.* 2018;31(22):2986–2993.
93. Tessier R, Cristo M, Velez S, et al. Kangaroo mother care and the bonding hypothesis. *Pediatrics.* 1998;102(2):e17.
94. Wang Y, Zhao T, Zhang Y, Li S, Cong X. Positive effects of kangaroo mother care on long-term breastfeeding rates, growth, and neurodevelopment in preterm infants. *Breastfeed Med.* 2021;16(4):282–291.
95. Welch MG, Hofer MA, Stark RI, et al. FNI Trial Group. Randomized controlled trial of family nurture intervention in the NICU: assessments of length of stay, feasibility and safety. *BMC Pediatr.* 2013;13:148.
96. Weller A, Rozin A, Goldstein A, et al. Longitudinal assessment of pituitary-thyroid axis and adrenal function in preterm infants raised by ‘kangaroo mother care’. *Horm Res.* 2002;57(1–2):22–26.
97. Whitelaw A, Heisterkamp G, Sleath K, Acolet D, Richards M. Skin to skin contact for very low birthweight infants and their mothers. *Arch Dis Child.* 1988;63(11):1377–1381.
98. Liao Y-C, Wan Y-H, Chen P-H, Hsieh L-Y. Efficacy of medium-chain triglyceride oil massage on growth in preterm infants: a randomized controlled trial: a CONSORT-compliant article. *Medicine (Baltimore).* 2021;100(30):e26794.
99. Karamian A, Firouzi M, Modiri R, Karamian A. The effect of massage on salivary secretory iga level in preterm infants. *J Pediatr Res.* 2022;9(1):46–51.
100. Baton SMM, Villanueva-Uy MET, Leon-Mendoza S. Effectiveness of kangaroo mother care in intubated preterm neonates 28 to 36 weeks gestational age, weighing 600 to 2000 grams at birth: a randomized controlled trial. *Acta Med Philipp [Internet].* 2021;55(9).
101. Hernandez-Reif M, Diego M, Field T. Preterm infants show reduced stress behaviors and activity after 5 days of massage therapy. *Infant Behav Dev.* 2007;30(4):557–561.
102. Brooten D, Kumar S, Brown LP, et al. A randomized clinical trial of early hospital discharge and home follow-up of very-low-birth-weight infants. *NLN Publ.* 1987;(21–2194):95–106.
103. Kotagal UR, Perlstein PH, Gamblian V, Donovan EF, Atherton HD. Description and evaluation of a program for the early discharge of infants from a neonatal intensive care unit. *J Pediatr.* 1995;127(2):285–290.
104. Niemi AK. Review of randomized controlled trials of massage in preterm infants. *Children (Basel).* 2017;4(4).
105. Evreklian M, Posmontier B. The impact of kangaroo care on premature infant weight gain. *J Pediatr Nurs.* 2017;34:e10–e16.
106. Latal-Hajnal B, von Siebenthal K, Kovari H, Bucher HU, Largo RH. Postnatal growth in vlbw infants: significant association with neurodevelopmental outcome. *J Pediatr.* 2003;143(2):163–170.
107. Kan E, Roberts G, Anderson PJ, Doyle LW, Victorian Infant Collaborative Study Group. The association of growth impairment with neurodevelopmental outcome at eight years of age in very preterm children. *Early Hum Dev.* 2008;84(6):409–416.
108. Probst P, Grummich K, Heger P, et al. Blinding in randomized controlled trials in general and abdominal surgery: protocol for a systematic review and empirical study. *Syst Rev.* 2016;5:48.
109. Pildal J, Hróbjartsson A, Jørgensen KJ, Hilden J, Altman DG, Gøtzsche PC. Impact of allocation concealment on conclusions drawn from meta-analyses of randomized trials. *Int J Epidemiol.* 2007;36(4):847–857.
110. Gupta SK. Intention-to-treat concept: a review. *Perspect Clin Res.* 2011;2(3):109–112.